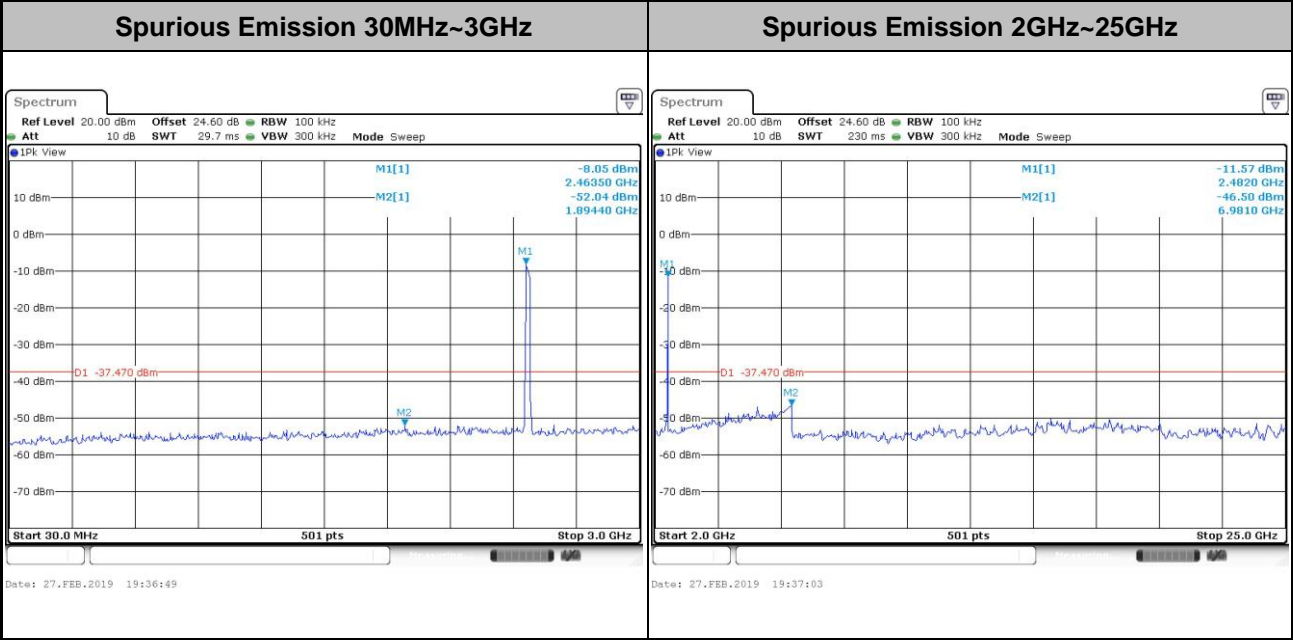
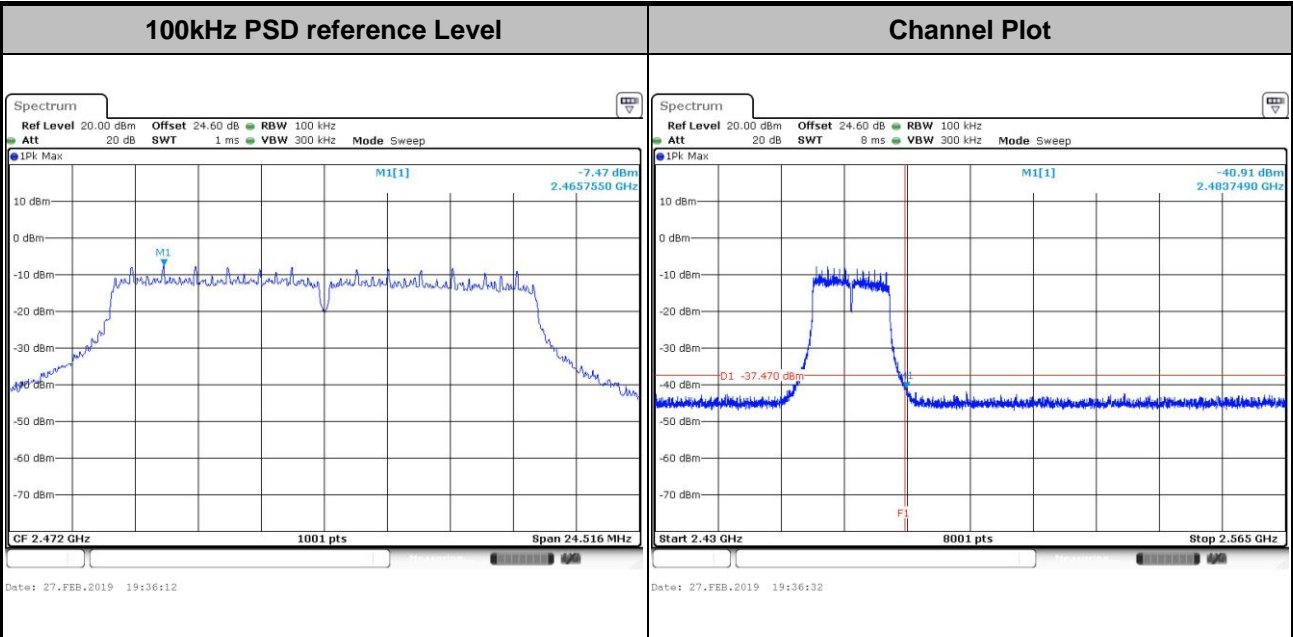


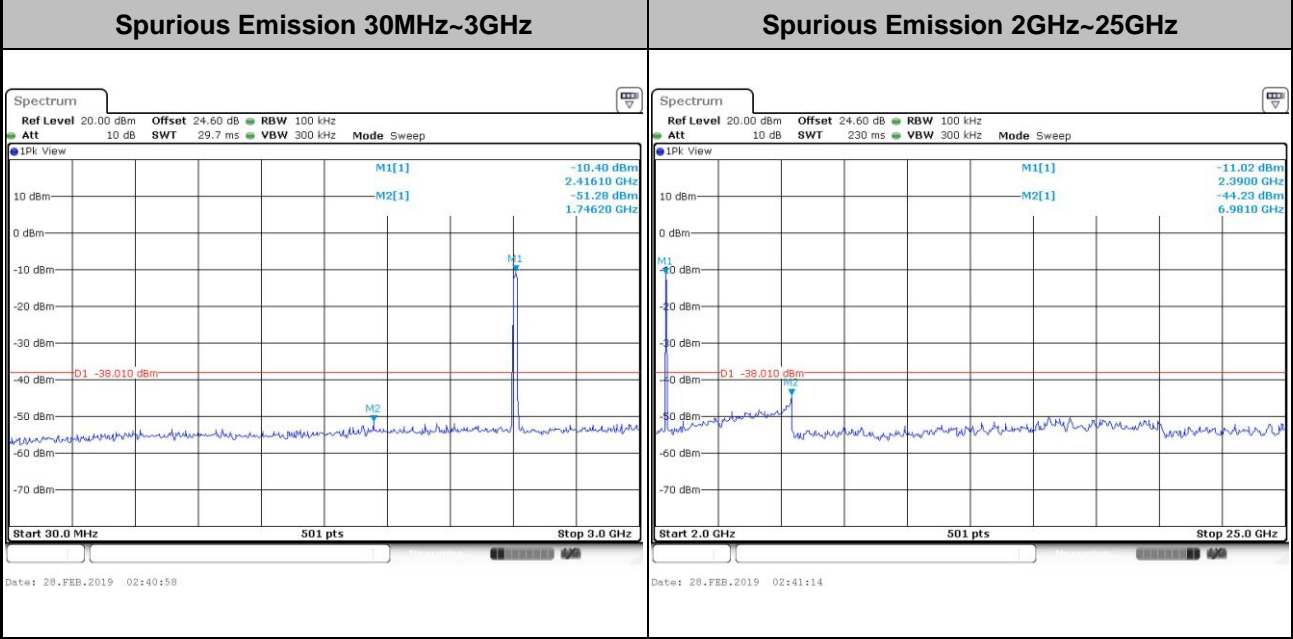
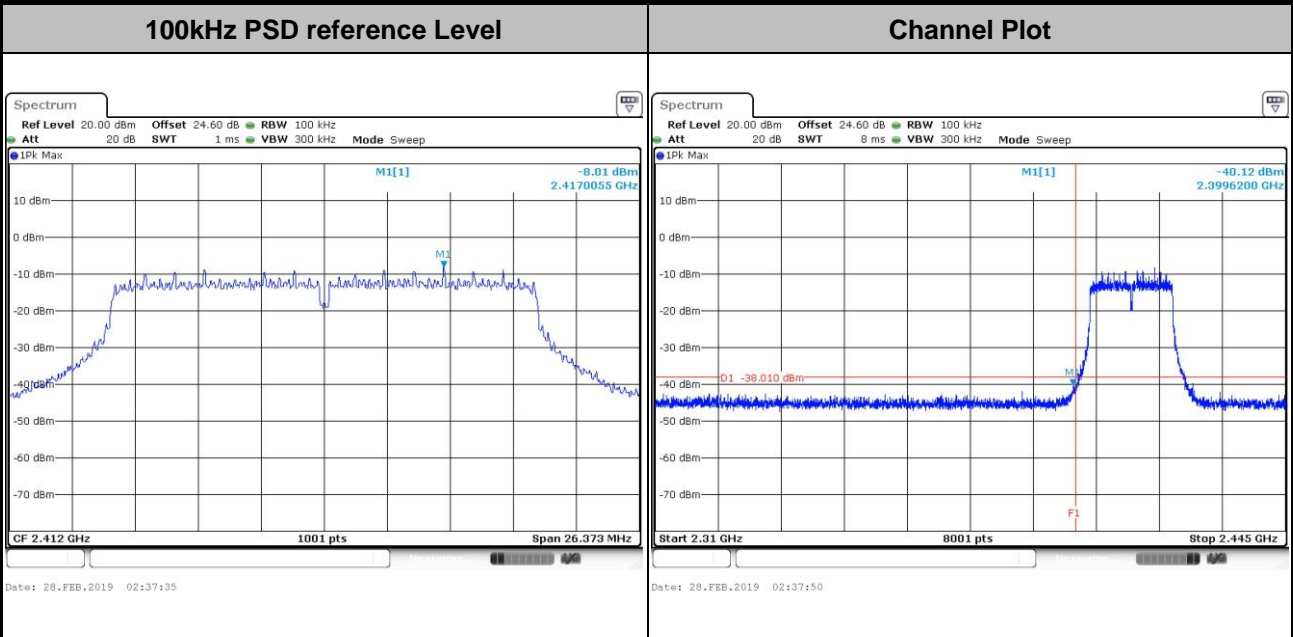


Test Mode : 802.11g Test Channel : 13



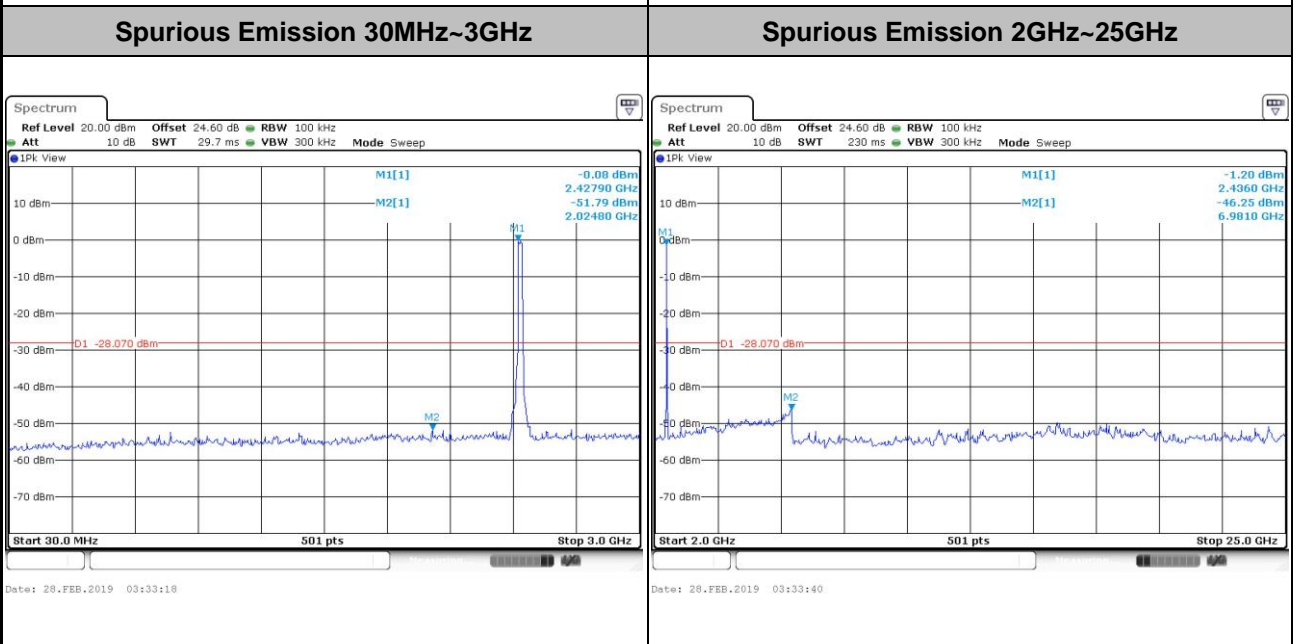
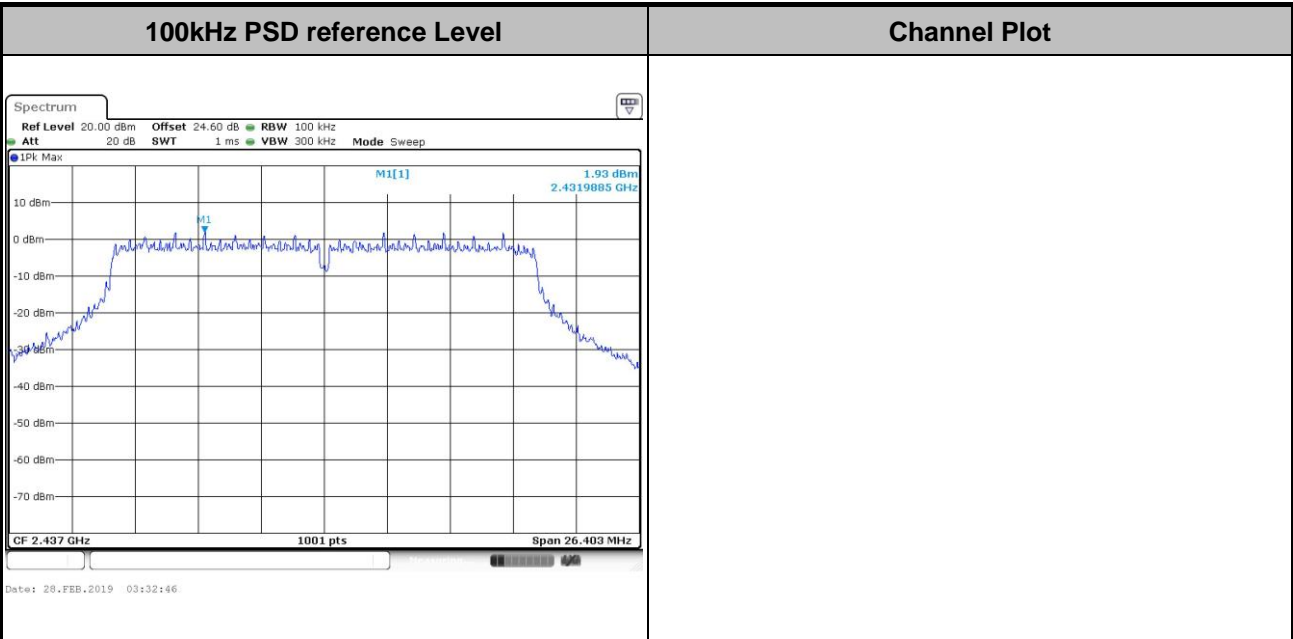


Test Mode :	802.11n HT20	Test Channel :	01
-------------	--------------	----------------	----



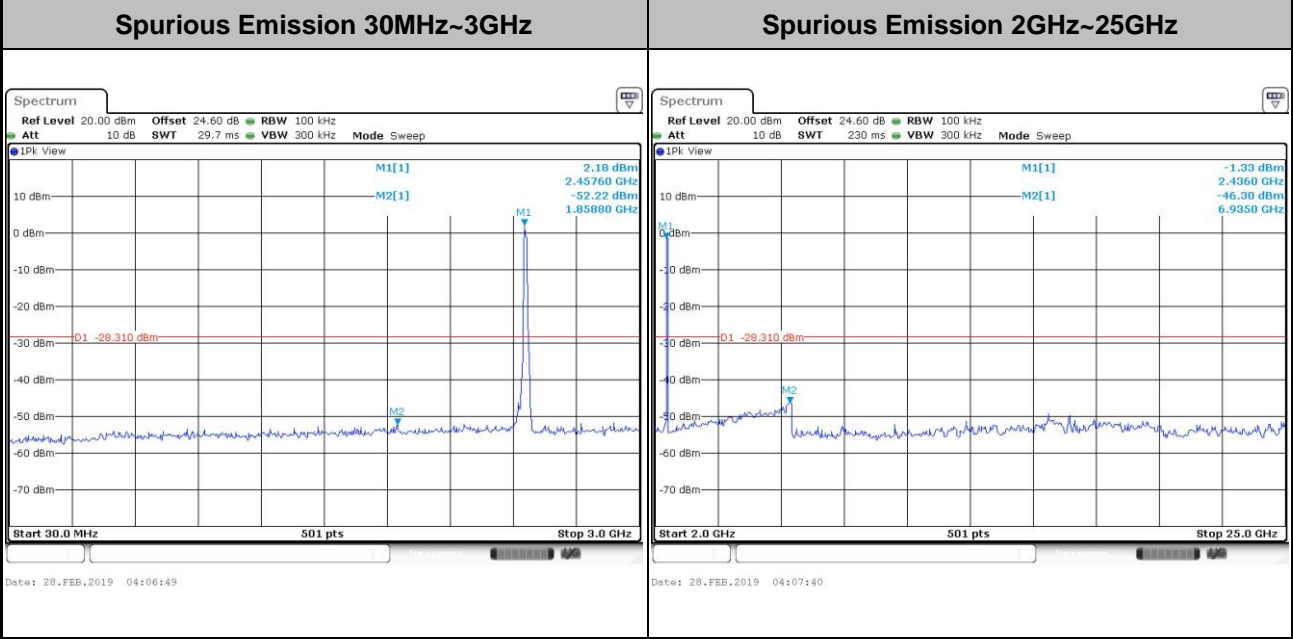
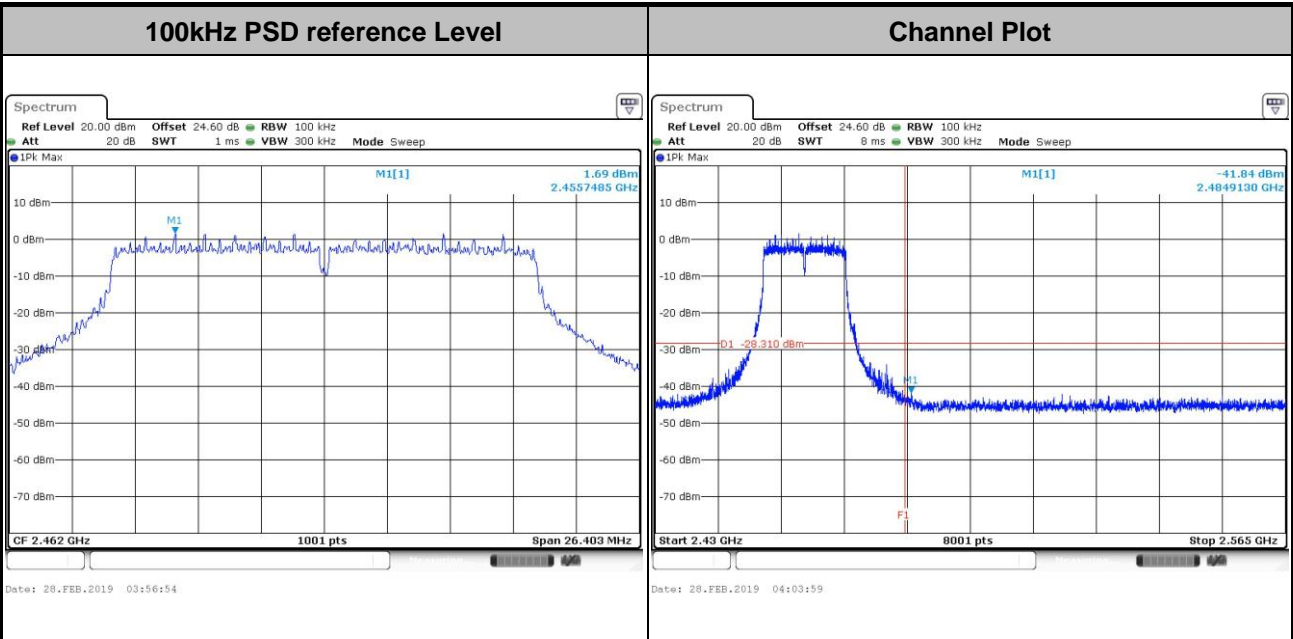


Test Mode :	802.11n HT20	Test Channel :	06
-------------	--------------	----------------	----



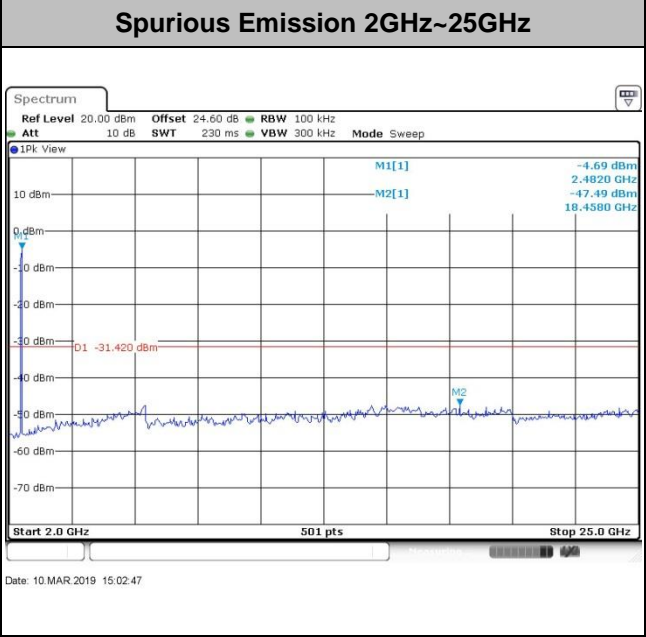
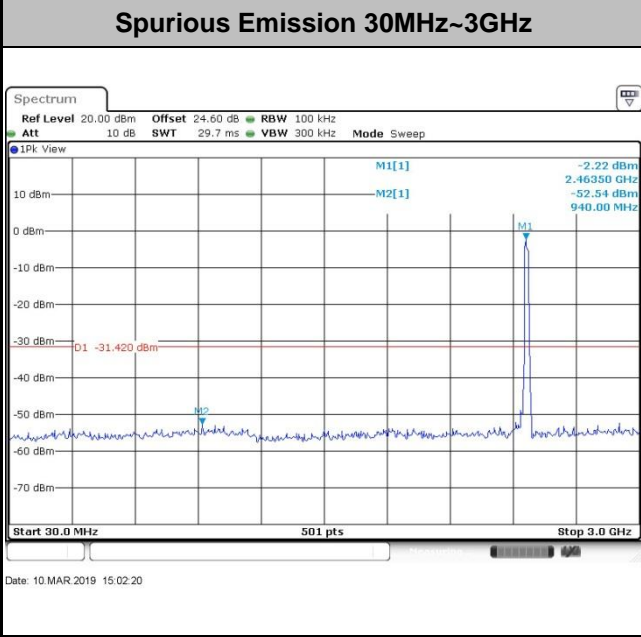
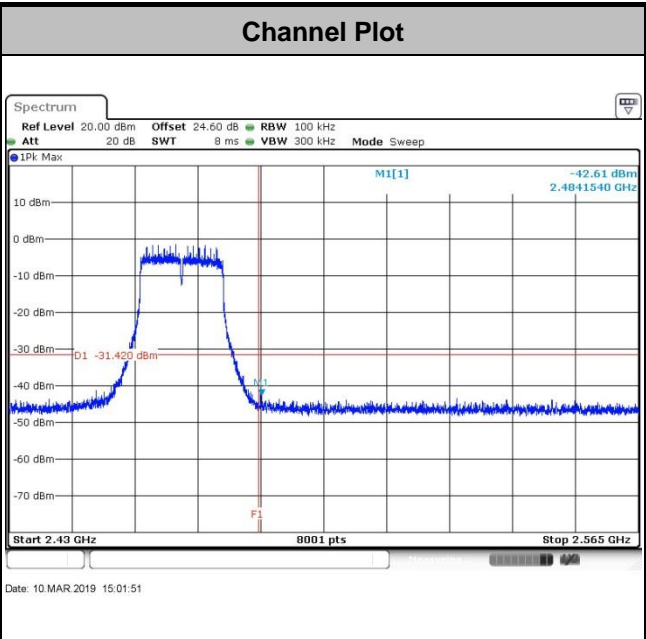
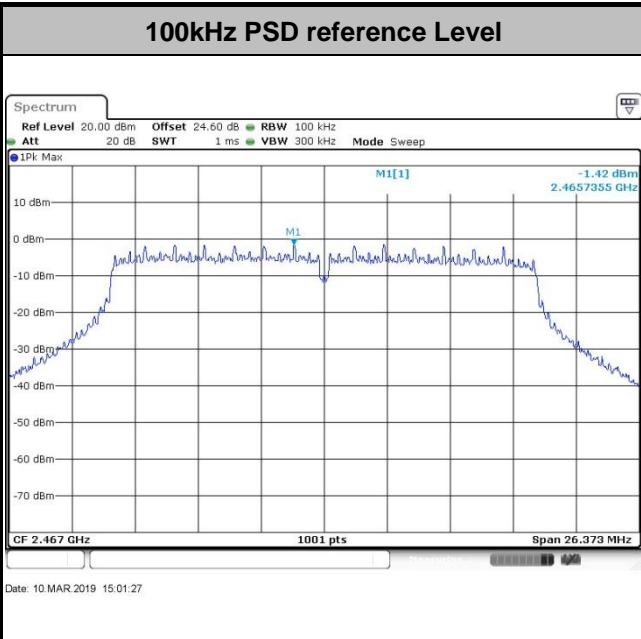


Test Mode : 802.11n HT20 Test Channel : 11



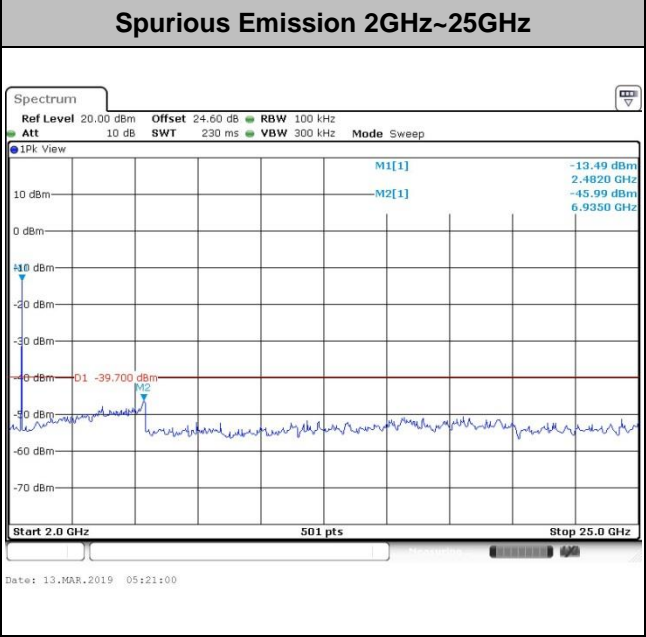
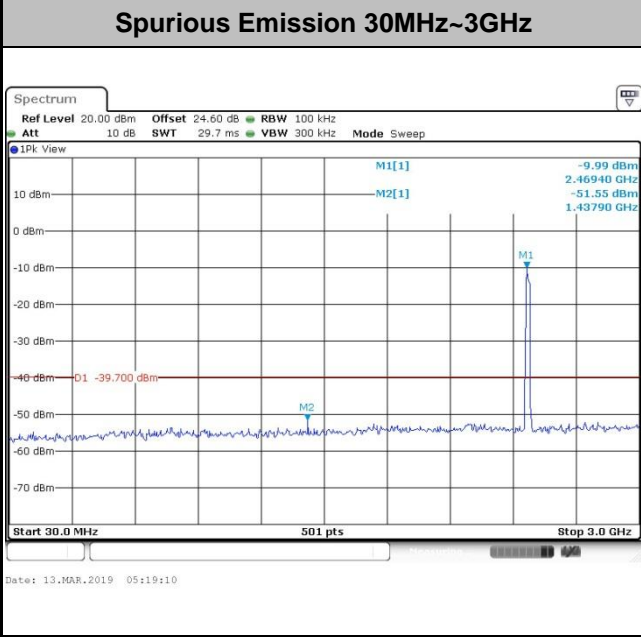
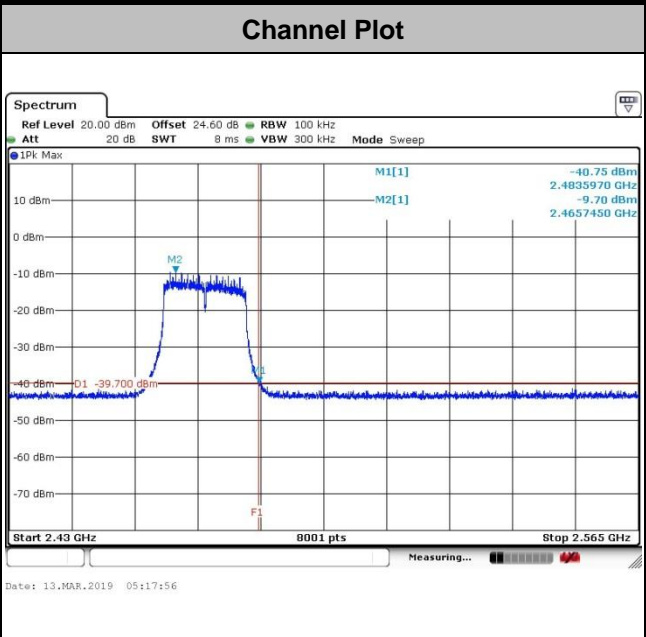
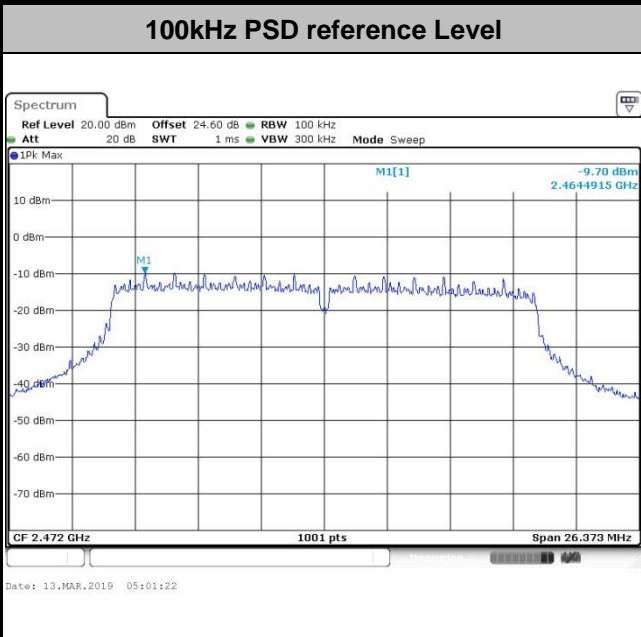


Test Mode : 802.11n HT20 Test Channel : 12





Test Mode : 802.11n HT20 Test Channel : 13





3.5 Radiated Band Edges and Spurious Emission Measurement

3.5.1 Limit of Radiated band edge and Spurious Emission Measurement

In any 100 kHz bandwidth outside the intentional radiator frequency band, all harmonics/spurious must be at least 20 dB below the highest emission level within the authorized band. If the output power of this device was measured by spectrum analyzer, the attenuation under this paragraph shall be 30 dB instead of 20 dB. In addition, radiated emissions which fall in the restricted bands must also comply with the limits as below.

Frequency (MHz)	Field Strength (microvolts/meter)	Measurement Distance (meters)
0.009 – 0.490	2400/F(kHz)	300
0.490 – 1.705	24000/F(kHz)	30
1.705 – 30.0	30	30
30 – 88	100	3
88 – 216	150	3
216 - 960	200	3
Above 960	500	3

3.5.2 Measuring Instruments

See list of measuring equipment of this test report.

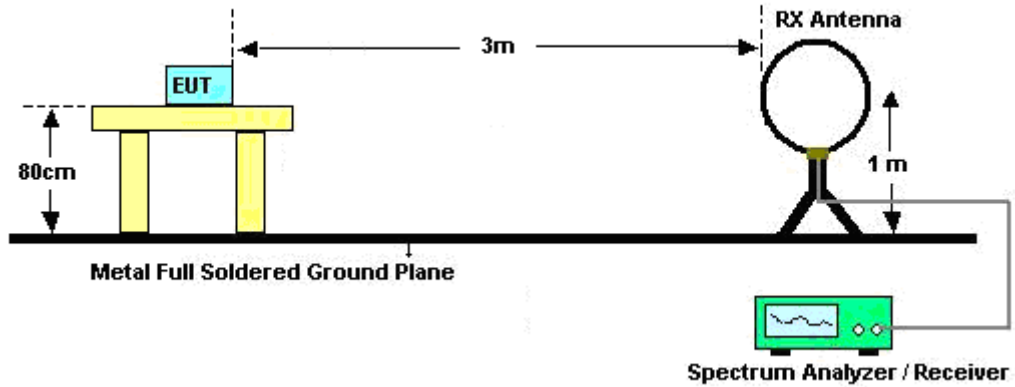


3.5.3 Test Procedures

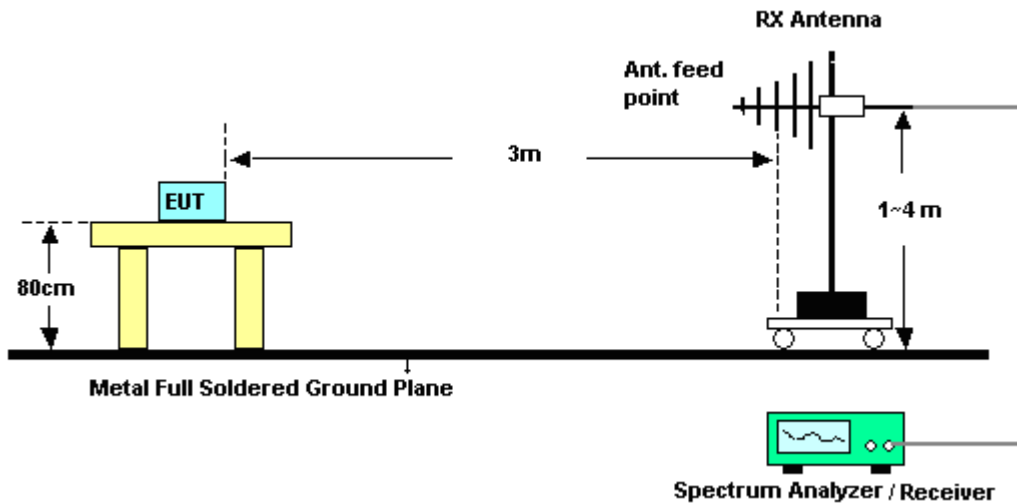
1. The testing follows the ANSI C63.10 Section 11.12.1 Radiated emission measurements.
2. The EUT was arranged to its worst case and then tune the antenna tower (from 1 m to 4 m) and turntable (from 0 degree to 360 degrees) to find the maximum reading. A pre-amp and a high pass filter are used for the test in order to get better signal level.
3. The EUT was placed on a turntable with 0.8 meter for frequency below 1GHz and 1.5 meter for frequency above 1GHz respectively above ground.
4. The EUT was set 3 meters from the interference receiving antenna, which was mounted on the top of a variable height antenna tower.
5. Corrected Reading: Antenna Factor + Cable Loss + Read Level - Preamp Factor = Level
6. For testing below 1GHz, if the emission level of the EUT in peak mode was 3 dB lower than the limit specified, then peak values of EUT will be reported, otherwise, the emissions will be repeated one by one using the CISPR quasi-peak method and reported.
7. For testing above 1GHz, the emission level of the EUT in peak mode was 20dB lower than average limit (that means the emission level in average mode also complies with the limit in average mode), then peak values of EUT will be reported, otherwise, the emissions will be measured in average mode again and reported.
8. Use the following spectrum analyzer settings:
 - (1) Span shall wide enough to fully capture the emission being measured;
 - (2) Set RBW=100 kHz for $f < 1$ GHz; VBW \geq RBW; Sweep = auto; Detector function = peak; Trace = max hold;
 - (3) Set RBW = 1 MHz, VBW= 3MHz for $f \geq 1$ GHz for peak measurement.
For average measurement:
 - VBW = 10 Hz, when duty cycle is no less than 98 percent.
 - VBW $\geq 1/T$, when duty cycle is less than 98 percent where T is the minimum transmission duration over which the transmitter is on and is transmitting at its maximum power control level for the tested mode of operation.

3.5.4 Test Setup

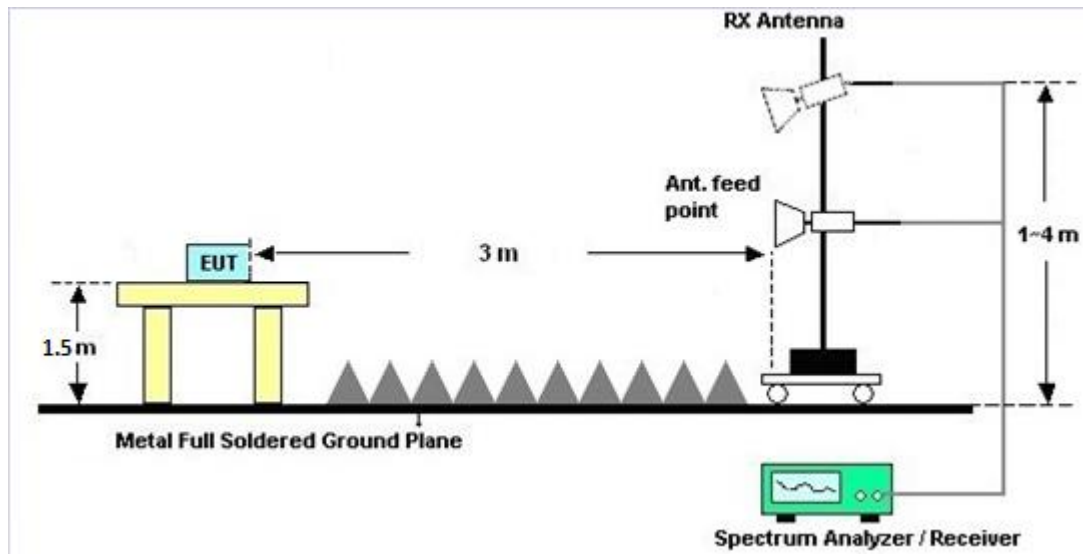
For radiated emissions below 30MHz



For radiated emissions from 30MHz to 1GHz



For radiated emissions above 1GHz



3.5.5 Test Results of Radiated Spurious Emissions (9kHz ~ 30MHz)

The low frequency, which started from 9 kHz to 30MHz, was pre-scanned and the result which was 20dB lower than the limit line was not reported.

There is a comparison data of both open-field test site and alternative test site - semi-Anechoic chamber according to 414788 D01 Radiated Test Site v01r01, and the result came out very similar.

3.5.6 Test Result of Radiated Spurious at Band Edges

Please refer to Appendix C and D.

3.5.7 Duty Cycle

Please refer to Appendix E.

3.5.8 Test Result of Radiated Spurious Emission (30MHz ~ 10th Harmonic)

Please refer to Appendix C and D.



3.6 AC Conducted Emission Measurement

3.6.1 Limit of AC Conducted Emission

For equipment that is designed to be connected to the public utility (AC) power line, the radio frequency voltage that is conducted back onto the AC power line on any frequency or frequencies within the band 150 kHz to 30 MHz shall not exceed the limits in the following table.

Frequency of Emission (MHz)	Conducted Limit (dBµV)	
	Quasi-Peak	Average
0.15-0.5	66 to 56*	56 to 46*
0.5-5	56	46
5-30	60	50

*Decreases with the logarithm of the frequency.

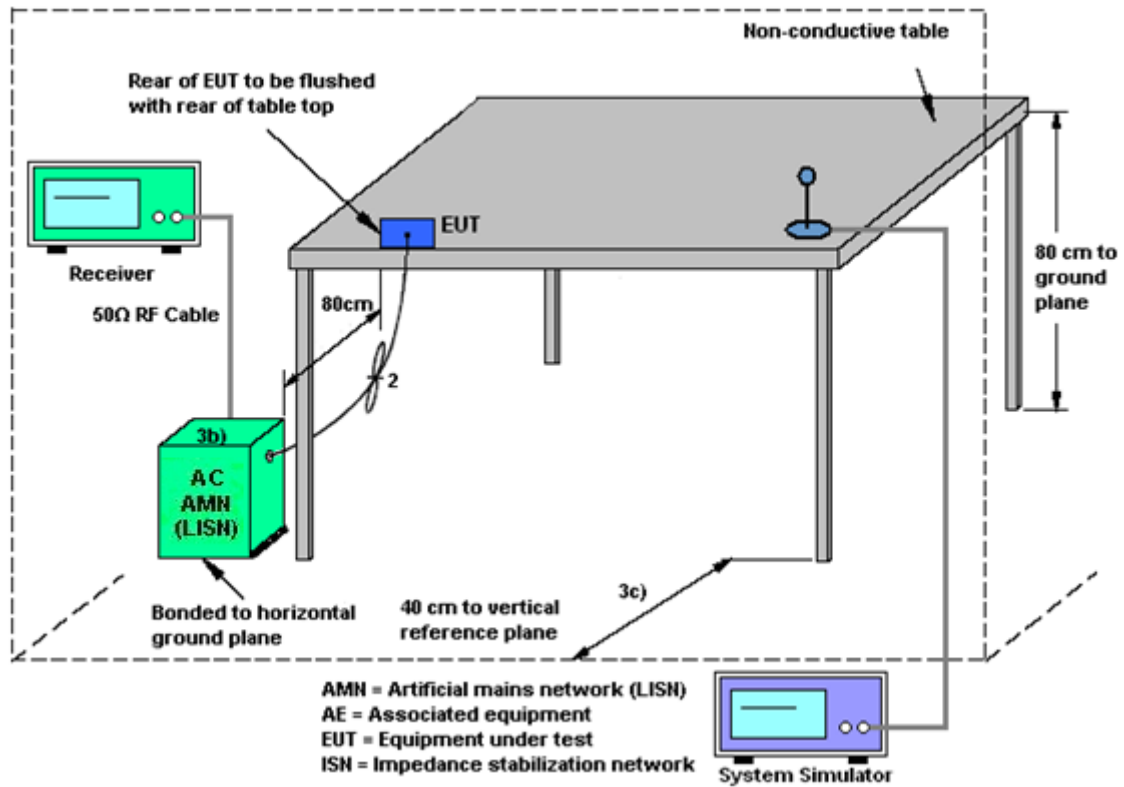
3.6.2 Measuring Instruments

See list of measuring equipment of this test report.

3.6.3 Test Procedures

1. The EUT was placed 0.4 meter from the conducting wall of the shielding room, and it was kept at least 80 centimeters from any other grounded conducting surface.
2. Connect EUT to the power mains through a line impedance stabilization network (LISN).
3. All the support units are connecting to the other LISN.
4. The LISN provides 50 ohm coupling impedance for the measuring instrument.
5. The FCC states that a 50 ohm, 50 microhenry LISN should be used.
6. Both sides of AC line were checked for maximum conducted interference.
7. The frequency range from 150 kHz to 30 MHz was searched.
8. Set the test-receiver system to Peak Detect Function and specified bandwidth (IF bandwidth = 9kHz) with Maximum Hold Mode.

3.6.4 Test Setup



3.6.5 Test Result of AC Conducted Emission

Please refer to Appendix B.



3.7 Antenna Requirements

3.7.1 Standard Applicable

If directional gain of transmitting Antennas is greater than 6dBi, the power shall be reduced by the same level in dB comparing to gain minus 6dBi. The use of a permanently attached Antenna or of an Antenna that uses a unique coupling to the intentional radiator shall be considered sufficient to comply with the rule.

3.7.2 Antenna Anti-Replacement Construction

An embedded-in antenna design is used.

3.7.3 Antenna Gain

<CDD Modes >

FCC KDB 662911 D01 Multiple Transmitter Output v02r01

For CDD transmissions, directional gain is calculated as

Directional gain = G_{ANT} + Array Gain, where Array Gain is as follows.

For power spectral density (PSD) measurements on all devices,

Array Gain = $10 \log(N_{ANT}/N_{SS}=1)$ dB.

For power measurements on IEEE 802.11 devices,

Array Gain = 0 dB (i.e., no array gain) for $N_{ANT} \leq 4$.

Directional gain may be calculated by using the formulas applicable to equal gain antennas with G_{ANT} set equal to the gain of the antenna having the highest gain;

The EUT supports CDD mode.

For power, the directional gain G_{ANT} is set equal to the antenna having the highest gain, i.e., F)2)f)i).

For PSD, the directional gain calculation is following F)2)f)ii) of KDB 662911 D01 v02r01.

The power and PSD limit should be modified if the directional gain of EUT is over 6 dBi,

The directional gain "DG" is calculated as following table.

<CDD Modes>						
			DG	DG	Power	PSD
			for	for	Limit	Limit
	Ant. 1	Ant. 2	Power	PSD	Reduction	Reduction
	(dBi)	(dBi)	(dBi)	(dBi)	(dB)	(dB)
2.4 GHz	-2.00	-3.00	-2.00	0.52	0.00	0.00

$Power\ Limit\ Reduction = DG(Power) - 6dBi, (min = 0)$

$PSD\ Limit\ Reduction = DG(PSD) - 6dBi, (min = 0)$



4 List of Measuring Equipment

Instrument	Manufacturer	Model No.	Serial No.	Characteristics	Calibration Date	Test Date	Due Date	Remark
Power Sensor	DARE	RPR3006W	16I00054SN O12	10MHz~6GHz	Dec. 27, 2018	Jan. 31, 2019~ Mar. 13, 2019	Dec. 26, 2019	Conducted (TH05-HY)
Spectrum Analyzer	Rohde & Schwarz	FSV40	101397	10Hz~40GHz	Nov. 13, 2018	Jan. 31, 2019~ Mar. 13, 2019	Nov. 12, 2019	Conducted (TH05-HY)
Programmable Power Supply	GW Instek	PSS-2005	EL883644	Voltage:0~20V;C urrent:0~5A	Oct. 16, 2018	Jan. 31, 2019~ Mar. 13, 2019	Oct. 15, 2020	Conducted (TH05-HY)
Hygrometer	Testo	DTM-303A	TP157075	N/A	Mar. 06, 2018	Jan. 31, 2019~ Feb. 28, 2019	Mar. 05, 2019	Conducted (TH05-HY)
Hygrometer	Testo	DTM-303A	TP157075	N/A	Mar. 05, 2019	Mar. 10, 2019~ Mar. 13, 2019	Mar. 04, 2020	Conducted (TH05-HY)
Switch Box & RF Cable	Burgeon	ETF-058	EC1300484	N/A	Apr. 17, 2018	Jan. 31, 2019~ Feb. 27, 2019	Apr. 16, 2019	Conducted (TH05-HY)
Switch Box & RF Cable	Burgeon	ETF-058	EC1300484	N/A	Feb. 28, 2019	Feb. 28, 2019~ Mar. 13, 2019	Feb. 27, 2020	Conducted (TH05-HY)
AC Power Source	ChainTek	APC-1000W	N/A	N/A	N/A	Feb. 21, 2019	N/A	Conduction (CO05-HY)
EMI Test Receiver	Rohde & Schwarz	ESR3	102388	9KHz~3.6GHz	Nov. 12, 2018	Feb. 21, 2019	Nov. 11, 2019	Conduction (CO05-HY)
Hygrometer	Testo	608-H1	34913912	N/A	Mar. 06, 2018	Feb. 21, 2019	Mar. 05, 2019	Conduction (CO05-HY)
LISN	Rohde & Schwarz	ENV216	100080	9kHz~30MHz	Nov. 14, 2018	Feb. 21, 2019	Nov. 13, 2019	Conduction (CO05-HY)
LISN	Rohde & Schwarz	ENV216	100081	9kHz~30MHz	Nov. 09, 2018	Feb. 21, 2019	Nov. 08, 2019	Conduction (CO05-HY)
Software	Rohde & Schwarz	EMC32 V10.30	N/A	N/A	N/A	Feb. 21, 2019	N/A	Conduction (CO05-HY)
RF Cable	HUBER + SUHNER	RG 214/U	1358175	9kHz~30MHz	Sep. 14, 2018	Feb. 21, 2019	Sep. 13, 2019	Conduction (CO05-HY)
Pulse Limiter	SCHWARZBE CK	VTSD 9561-F N	9561-F N00373	9kHz~200MHz	Nov. 08, 2018	Feb. 21, 2019	Nov. 07, 2019	Conduction (CO05-HY)
Loop Antenna	Rohde & Schwarz	HFH2-Z2	100488	9 kHz~30 MHz	Jan. 07, 2019	Feb. 20, 2019~ Feb. 27, 2019	Jan. 06, 2020	Radiation (03CH13-HY)
Bilog Antenna	TESEQ	CBL 6111D&0080 0N1D01N-06	37059&01	30MHz~1GHz	Oct. 13, 2018	Feb. 20, 2019~ Feb. 27, 2019	Oct. 12, 2019	Radiation (03CH13-HY)
Horn Antenna	SCHWARZBE CK	BBHA 9120 D	9120D-1241	1GHz ~ 18GHz	Jun. 29, 2018	Feb. 20, 2019~ Feb. 27, 2019	Jun. 28, 2019	Radiation (03CH13-HY)
SHF-EHF Horn Antenna	SCHWARZBE CK	BBHA 9170	BBHA91705 84	18GHz- 40GHz	Dec. 05, 2018	Feb. 20, 2019~ Feb. 27, 2019	Dec. 04, 2019	Radiation (03CH13-HY)
Amplifier	Sonoma-Instru ment	310 N	187282	9KHz~1GHz	Dec. 18, 2018	Feb. 20, 2019~ Feb. 27, 2019	Dec. 17, 2019	Radiation (03CH13-HY)
Preamplifier	Keysight	83017A	MY5327008 0	1GHz~26.5GHz	Nov. 14, 2018	Feb. 20, 2019~ Feb. 27, 2019	Nov. 13, 2020	Radiation (03CH13-HY)
Preamplifier	MITEQ	AMF-7D-001 01800-30-10 P	1590074	1GHz~18GHz	May. 21, 2018	Feb. 20, 2019~ Feb. 27, 2019	May. 20, 2019	Radiation (03CH13-HY)



Instrument	Manufacturer	Model No.	Serial No.	Characteristics	Calibration Date	Test Date	Due Date	Remark
Amplifier	MITEQ	TTA1840-35-H G	1871923	18GHz~40GHz, VSWR : 2.5:1 max	Jul. 16, 2018	Feb. 20, 2019~ Feb. 27, 2019	Jul. 15, 2019	Radiation (03CH13-HY)
Spectrum Analyzer	Keysight	N9010A	MY55370526	10Hz~44GHz	Mar. 15, 2018	Feb. 20, 2019~ Feb. 27, 2019	Mar. 14, 2019	Radiation (03CH13-HY)
EMI Test Receiver	Keysight	N9038A(MXE)	MY54130085	20Hz ~ 8.4GHz	Nov. 01, 2018	Feb. 20, 2019~ Feb. 27, 2019	Oct. 31, 2019	Radiation (03CH13-HY)
Hygrometer	TECPEL	DTM-303B	TP157151	N/A	May. 19, 2018	Feb. 20, 2019~ Feb. 27, 2019	May. 18, 2019	Radiation (03CH13-HY)
Filter	Wainwright	WLKS1200-12 SS	SN2	1.2GHz Low Pass	Mar. 21, 2018	Feb. 20, 2019~ Feb. 27, 2019	Mar. 20, 2019	Radiation (03CH13-HY)
Filter	Wainwright	WHKX12-270 0-3000-18000- 60ST	SN2	3GHz High Pass	Mar. 21, 2018	Feb. 20, 2019~ Feb. 27, 2019	Mar. 20, 2019	Radiation (03CH13-HY)
RF Cable	HUBER + SUHNER	SUCOFLEX 126E	0030/126E	30M-18G	Feb. 13, 2019	Feb. 20, 2019~ Feb. 27, 2019	Feb. 12, 2020	Radiation (03CH13-HY)
RF Cable	HUBER + SUHNER	SUCOFLEX 104	804793/4	30M-18G	Feb. 13, 2019	Feb. 20, 2019~ Feb. 27, 2019	Feb. 12, 2020	Radiation (03CH13-HY)
RF Cable	HUBER + SUHNER	SUCOFLEX 104	MY24961/4	30M-18G	Feb. 13, 2019	Feb. 20, 2019~ Feb. 27, 2019	Feb. 12, 2020	Radiation (03CH13-HY)
RF Cable	HUBER + SUHNER	SUCOFLEX 102	MY2859/2	30M~40GHz	Mar. 14, 2018	Feb. 20, 2019~ Feb. 27, 2019	Mar. 13, 2019	Radiation (03CH13-HY)
RF Cable	HUBER + SUHNER	SUCOFLEX 102	MY4274/2	30M~40GHz	Mar. 14, 2018	Feb. 20, 2019~ Feb. 27, 2019	Mar. 13, 2019	Radiation (03CH13-HY)
Controller	EMEC	EM1000	N/A	Control Turn table & Ant Mast	N/A	Feb. 20, 2019~ Feb. 27, 2019	N/A	Radiation (03CH13-HY)
Antenna Mast	EMEC	AM-BS-4500- B	N/A	1m~4m	N/A	Feb. 20, 2019~ Feb. 27, 2019	N/A	Radiation (03CH13-HY)
Turn Table	EMEC	TT2000	N/A	0~360 Degree	N/A	Feb. 20, 2019~ Feb. 27, 2019	N/A	Radiation (03CH13-HY)
Software	AUDIX	E3 6.2009-8-24c	RK-001124	N/A	N/A	Feb. 20, 2019~ Feb. 27, 2019	N/A	Radiation (03CH13-HY)



5 Uncertainty of Evaluation

Uncertainty of Conducted Emission Measurement (150kHz ~ 30MHz)

Measuring Uncertainty for a Level of Confidence of 95% ($U = 2Uc(y)$)	2.20
---	------

Uncertainty of Radiated Emission Measurement (30 MHz ~ 1000 MHz)

Measuring Uncertainty for a Level of Confidence of 95% ($U = 2Uc(y)$)	4.90
---	------

Uncertainty of Radiated Emission Measurement (1000 MHz ~ 18000 MHz)

Measuring Uncertainty for a Level of Confidence of 95% ($U = 2Uc(y)$)	5.40
---	------

Uncertainty of Radiated Emission Measurement (18000 MHz ~ 40000 MHz)

Measuring Uncertainty for a Level of Confidence of 95% ($U = 2Uc(y)$)	4.30
---	------

Appendix A. Test Result of Conducted Test Items

Test Engineer:	Shiming Liu / Howard Lin / Kai Liao / Tommy Lee	Temperature:	21~25	°C
Test Date:	2019/1/31~2019/3/13	Relative Humidity:	51~54	%

TEST RESULTS DATA
6dB and 99% Occupied Bandwidth

2.4GHz Band										
Mod.	Data Rate	NTX	CH.	Freq. (MHz)	99% Occupied BW (MHz)		6dB BW (MHz)		6dB BW Limit (MHz)	Pass/Fail
					Ant 1	Ant 2	Ant 1	Ant 2		
11b	1Mbps	2	1	2412	13.99	14.04	8.53	9.05	0.50	Pass
11b	1Mbps	2	6	2437	13.89	13.94	8.57	8.53	0.50	Pass
11b	1Mbps	2	11	2462	13.69	13.79	8.03	8.51	0.50	Pass
11b	1Mbps	2	12	2467	13.69	13.89	8.03	8.53	0.50	Pass
11b	1Mbps	2	13	2472	13.74	13.89	8.53	8.53	0.50	Pass
11g	6Mbps	2	1	2412	16.93	16.73	16.34	16.34	0.50	Pass
11g	6Mbps	2	6	2437	17.03	16.78	16.34	16.36	0.50	Pass
11g	6Mbps	2	11	2462	16.83	16.73	16.32	16.34	0.50	Pass
11g	6Mbps	2	12	2467	16.78	16.68	16.28	16.32	0.50	Pass
11g	6Mbps	2	13	2472	16.93	16.78	15.92	16.34	0.50	Pass
HT20	MCS0	2	1	2412	18.13	17.88	17.58	17.58	0.50	Pass
HT20	MCS0	2	6	2437	18.18	17.88	17.54	17.60	0.50	Pass
HT20	MCS0	2	11	2462	18.03	17.83	17.54	17.60	0.50	Pass
HT20	MCS0	2	12	2467	17.93	17.78	17.30	17.58	0.50	Pass
HT20	MCS0	2	13	2472	18.13	17.93	16.34	17.58	0.50	Pass

TEST RESULTS DATA
Average Output Power

2.4GHz Band												
Mod.	Data Rate	N _{TX}	CH.	Freq. (MHz)	Average Conducted Power (dBm)			Conducted Power Limit (dBm)		DG (dBi)		Pass /Fail
					Ant 1	Ant 2	SUM	Ant 1	Ant 2	Ant 1	Ant 2	
11b	1Mbps	1	1	2412	14.30	13.70	-	30.00	30.00	-2.00	-3.00	Pass
11b	1Mbps	1	6	2437	14.20	13.80		30.00	30.00	-2.00	-3.00	Pass
11b	1Mbps	1	11	2462	14.20	13.60		30.00	30.00	-2.00	-3.00	Pass
11b	1Mbps	1	12	2467	14.10	13.80		30.00	30.00	-2.00	-3.00	Pass
11b	1Mbps	1	13	2472	12.30	10.20		30.00	30.00	-2.00	-3.00	Pass
11g	6Mbps	1	1	2412	10.20	8.50		30.00	30.00	-2.00	-3.00	Pass
11g	6Mbps	1	6	2437	14.80	14.50		30.00	30.00	-2.00	-3.00	Pass
11g	6Mbps	1	11	2462	14.30	14.30		30.00	30.00	-2.00	-3.00	Pass
11g	6Mbps	1	12	2467	11.90	8.80		30.00	30.00	-2.00	-3.00	Pass
11g	6Mbps	1	13	2472	4.40	4.30		30.00	30.00	-2.00	-3.00	Pass
HT20	MCS0	1	1	2412	3.70	2.20		30.00	30.00	-2.00	-3.00	Pass
HT20	MCS0	1	6	2437	14.80	14.50		30.00	30.00	-2.00	-3.00	Pass
HT20	MCS0	1	11	2462	13.80	13.90		30.00	30.00	-2.00	-3.00	Pass
HT20	MCS0	1	12	2467	9.10	10.60		30.00	30.00	-2.00	-3.00	Pass
HT20	MCS0	1	13	2472	1.90	1.10		30.00	30.00	-2.00	-3.00	Pass
11b	1Mbps	2	1	2412	14.30	13.80	17.07	30.00		-2.00		Pass
11b	1Mbps	2	6	2437	14.40	13.80	17.12	30.00		-2.00		Pass
11b	1Mbps	2	11	2462	14.20	13.70	16.97	30.00		-2.00		Pass
11b	1Mbps	2	12	2467	14.10	13.60	16.87	30.00		-2.00		Pass
11b	1Mbps	2	13	2472	12.40	10.40	14.52	30.00		-2.00		Pass
11g	6Mbps	2	1	2412	10.30	8.80	12.62	30.00		-2.00		Pass
11g	6Mbps	2	6	2437	14.90	14.20	17.57	30.00		-2.00		Pass
11g	6Mbps	2	11	2462	14.70	14.20	17.47	30.00		-2.00		Pass
11g	6Mbps	2	12	2467	11.60	9.10	13.54	30.00		-2.00		Pass
11g	6Mbps	2	13	2472	4.50	4.20	7.36	30.00		-2.00		Pass
HT20	MCS0	2	1	2412	4.10	2.40	6.34	30.00		-2.00		Pass
HT20	MCS0	2	6	2437	14.90	14.40	17.67	30.00		-2.00		Pass
HT20	MCS0	2	11	2462	14.00	13.70	16.86	30.00		-2.00		Pass
HT20	MCS0	2	12	2467	9.10	10.40	12.81	30.00		-2.00		Pass
HT20	MCS0	2	13	2472	1.70	1.40	4.56	30.00		-2.00		Pass

Note: Measured power (dBm) has offset with cable loss.

TEST RESULTS DATA
Peak Power Spectral Density

2.4GHz Band												
Mod.	Data Rate	NTX	CH.	Freq. (MHz)	Peak PSD (dBm/3kHz)			DG (dBi)		Peak PSD Limit (dBm/3kHz)		Pass/Fail
					Ant 1	Ant 2	Worse + 3.01	Ant 1	Ant 2	Ant 1	Ant 2	
11b	1Mbps	2	1	2412	-7.87	-9.14	-4.86	0.52		8.00	Pass	
11b	1Mbps	2	6	2437	-7.33	-8.33	-4.32	0.52		8.00	Pass	
11b	1Mbps	2	11	2462	-7.39	-9.50	-4.38	0.52		8.00	Pass	
11b	1Mbps	2	12	2467	-7.96	-9.33	-4.95	0.52		8.00	Pass	
11b	1Mbps	2	13	2472	-8.77	-11.60	-5.76	0.52		8.00	Pass	
11g	6Mbps	2	1	2412	-14.30	-15.92	-11.29	0.52		8.00	Pass	
11g	6Mbps	2	6	2437	-9.46	-10.81	-6.45	0.52		8.00	Pass	
11g	6Mbps	2	11	2462	-11.48	-11.19	-8.18	0.52		8.00	Pass	
11g	6Mbps	2	12	2467	-13.09	-15.54	-10.08	0.52		8.00	Pass	
11g	6Mbps	2	13	2472	-20.10	-21.97	-17.09	0.52		8.00	Pass	
HT20	MCS0	2	1	2412	-20.78	-22.76	-17.77	0.52		8.00	Pass	
HT20	MCS0	2	6	2437	-10.47	-11.34	-7.46	0.52		8.00	Pass	
HT20	MCS0	2	11	2462	-11.33	-11.64	-8.32	0.52		8.00	Pass	
HT20	MCS0	2	12	2467	-15.90	-15.76	-12.75	0.52		8.00	Pass	
HT20	MCS0	2	13	2472	-22.93	-25.44	-19.92	0.52		8.00	Pass	

Measured power density (dBm) has offset with cable loss.



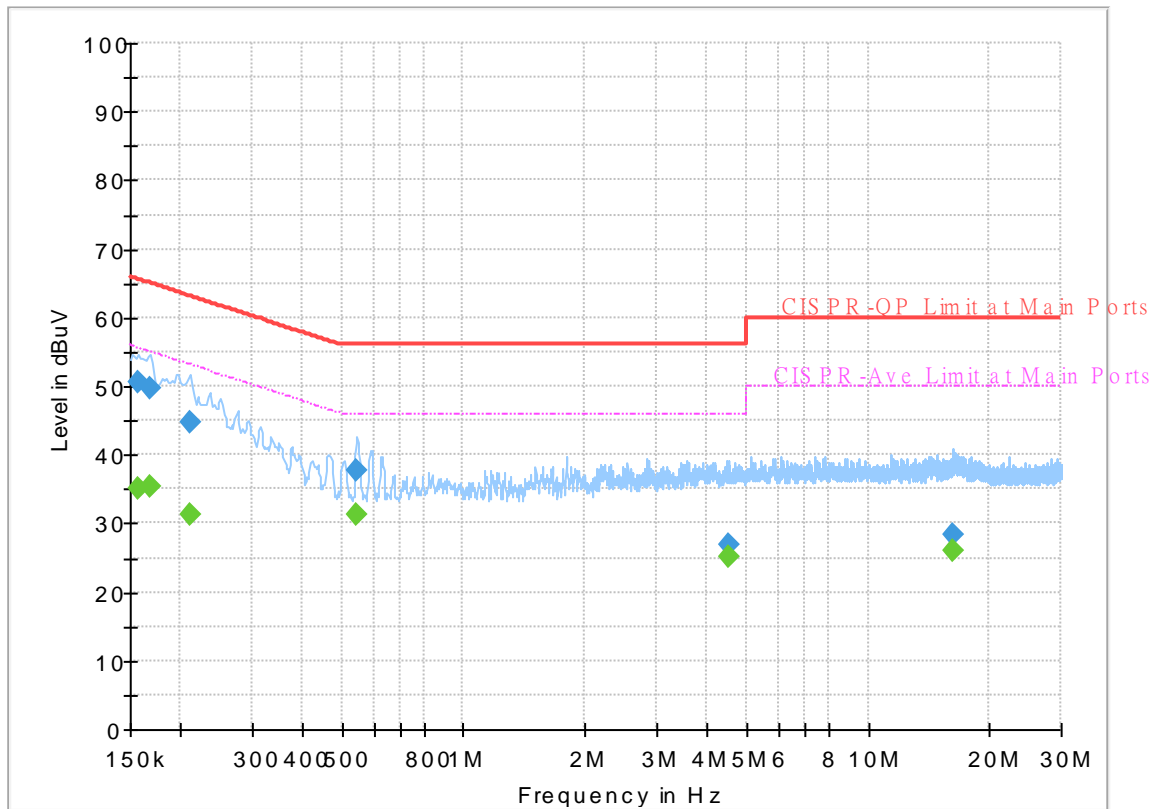
Appendix B. AC Conducted Emission Test Results

Test Engineer :	Jimmy Chang	Temperature :	24~26°C
		Relative Humidity :	51~53%

EUT Information

Test Mode : Mode 1
 Test Voltage : 120Vac/60Hz
 Phase : Line

Full Spectrum



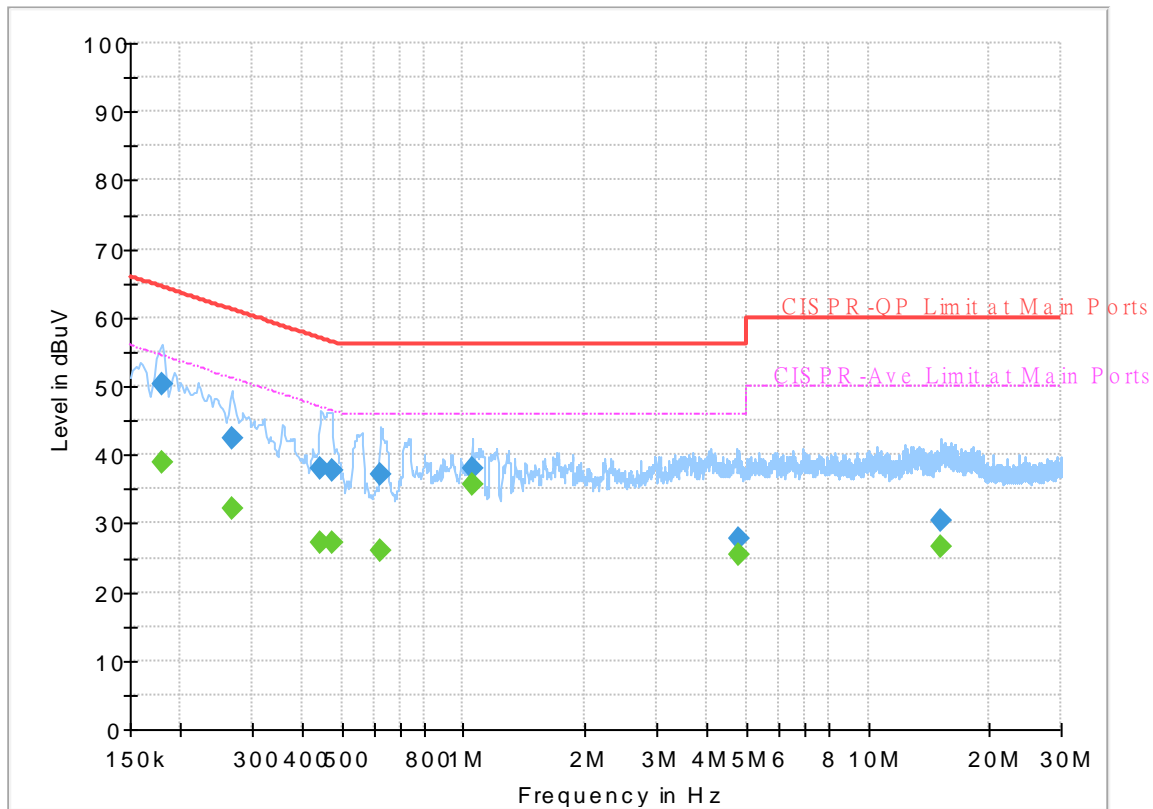
Final_Result

Frequency (MHz)	QuasiPeak (dBuV)	CAverage (dBuV)	Limit (dBuV)	Margin (dB)	Line	Filter	Corr. (dB)
0.156750	---	35.09	55.63	20.54	L1	OFF	19.5
0.156750	50.72	---	65.63	14.91	L1	OFF	19.5
0.168000	---	35.43	55.06	19.63	L1	OFF	19.5
0.168000	49.74	---	65.06	15.32	L1	OFF	19.5
0.210750	---	31.33	53.18	21.85	L1	OFF	19.5
0.210750	44.84	---	63.18	18.34	L1	OFF	19.5
0.546000	---	31.23	46.00	14.77	L1	OFF	19.5
0.546000	37.58	---	56.00	18.42	L1	OFF	19.5
4.512750	---	25.06	46.00	20.94	L1	OFF	19.7
4.512750	26.96	---	56.00	29.04	L1	OFF	19.7
16.188000	---	25.95	50.00	24.05	L1	OFF	20.1
16.188000	28.30	---	60.00	31.70	L1	OFF	20.1

EUT Information

Test Mode : Mode 1
 Test Voltage : 120Vac/60Hz
 Phase : Neutral

Full Spectrum



Final_Result

Frequency (MHz)	QuasiPeak (dBuV)	CAverage (dBuV)	Limit (dBuV)	Margin (dB)	Line	Filter	Corr. (dB)
0.179250	---	38.82	54.52	15.70	N	OFF	19.5
0.179250	50.18	---	64.52	14.34	N	OFF	19.5
0.267000	---	32.30	51.21	18.91	N	OFF	19.5
0.267000	42.29	---	61.21	18.92	N	OFF	19.5
0.444750	---	27.06	46.97	19.91	N	OFF	19.5
0.444750	37.90	---	56.97	19.07	N	OFF	19.5
0.474000	---	27.28	46.44	19.16	N	OFF	19.5
0.474000	37.83	---	56.44	18.61	N	OFF	19.5
0.624750	---	25.96	46.00	20.04	N	OFF	19.6
0.624750	37.28	---	56.00	18.72	N	OFF	19.6
1.050000	---	35.74	46.00	10.26	N	OFF	19.6
1.050000	37.99	---	56.00	18.01	N	OFF	19.6
4.769250	---	25.32	46.00	20.68	N	OFF	19.7
4.769250	27.66	---	56.00	28.34	N	OFF	19.7
15.177750	---	26.73	50.00	23.27	N	OFF	20.1
15.177750	30.47	---	60.00	29.53	N	OFF	20.1



Appendix C. Radiated Spurious Emission

Test Engineer :	Alex Jheng , Fu Chen , Wilson Wu	Temperature :	24.5~25.3°C
		Relative Humidity :	49~55%

2.4GHz 2400~2483.5MHz

WIFI 802.11b (Band Edge @ 3m)

WIFI Ant.	Note	Frequency (MHz)	Level (dBμV/m)	Over Limit (dB)	Limit Line (dBμV/m)	Read Level (dBμV)	Antenna Factor (dB/m)	Path Loss (dB)	Preamp Factor (dB)	Ant Pos (cm)	Table Pos (deg)	Peak Avg. (P/A)	Pol. (H/V)	
802.11b CH 01 2412MHz		2380.14	52.57	-21.43	74	41.05	27.19	13.91	29.58	262	293	P	H	
		2388.855	41.23	-12.77	54	29.66	27.23	13.92	29.58	262	293	A	H	
	*	2412	99.43	-	-	87.79	27.28	13.94	29.58	262	293	P	H	
	*	2412	96.18	-	-	84.54	27.28	13.94	29.58	262	293	A	H	
													H	
			2389.38	55.25	-18.75	74	43.68	27.23	13.92	29.58	253	23	P	V
			2389.905	41.32	-12.68	54	29.75	27.23	13.92	29.58	253	23	A	V
	*		2412	106.48	-	-	94.84	27.28	13.94	29.58	253	23	P	V
	*		2412	103.51	-	-	91.87	27.28	13.94	29.58	253	23	A	V
														V
802.11b CH 06 2437MHz		2371.46	52.23	-21.77	74	40.72	27.19	13.91	29.59	255	294	P	H	
		2388.96	41.15	-12.85	54	29.58	27.23	13.92	29.58	255	294	A	H	
	*	2437	100.53	-	-	88.78	27.37	13.96	29.58	255	294	P	H	
	*	2437	97.31	-	-	85.56	27.37	13.96	29.58	255	294	A	H	
			2494.54	52.3	-21.7	74	40.36	27.5	14.01	29.57	255	294	P	H
			2485.51	41.49	-12.51	54	29.6	27.46	14	29.57	255	294	A	H
			2388.96	52.97	-21.03	74	41.4	27.23	13.92	29.58	274	22	P	V
			2388.96	41.3	-12.7	54	29.73	27.23	13.92	29.58	274	22	A	V
	*		2437	107.19	-	-	95.44	27.37	13.96	29.58	274	22	P	V
	*		2437	104.02	-	-	92.27	27.37	13.96	29.58	274	22	A	V
			2483.83	54.98	-19.02	74	43.09	27.46	14	29.57	274	22	P	V
			2483.62	41.73	-12.27	54	29.84	27.46	14	29.57	274	22	A	V



802.11b CH 11 2462MHz	*	2462	100.84	-	-	89.02	27.41	13.98	29.57	281	298	P	H
	*	2462	97.87	-	-	86.05	27.41	13.98	29.57	281	298	A	H
		2492.08	54.17	-19.83	74	42.23	27.5	14.01	29.57	281	298	P	H
		2483.8	41.57	-12.43	54	29.68	27.46	14	29.57	281	298	A	H
													H
													H
	*	2462	103.57	-	-	91.75	27.41	13.98	29.57	260	67	P	V
	*	2462	100.52	-	-	88.7	27.41	13.98	29.57	260	67	A	V
		2483.84	54.47	-19.53	74	42.58	27.46	14	29.57	260	67	P	V
		2484.12	41.87	-12.13	54	29.98	27.46	14	29.57	260	67	A	V
													V
													V
Remark	1. No other spurious found. 2. All results are PASS against Peak and Average limit line.												



WiFi Ant. 1+2	Note	Frequency (MHz)	Level (dBμV/m)	Over Limit (dB)	Limit Line (dBμV/m)	Read Level (dBμV)	Antenna Factor (dB/m)	Path Loss (dB)	Preamp Factor (dB)	Ant Pos (cm)	Table Pos (deg)	Peak Avg. (P/A)	Pol. (H/V)
802.11b CH 12 2467MHz	*	2467	100.66	-	-	88.83	27.41	13.99	29.57	284	297	P	H
	*	2467	97.6	-	-	85.77	27.41	13.99	29.57	284	297	A	H
		2490.96	52.81	-21.19	74	40.87	27.5	14.01	29.57	284	297	P	H
		2483.8	41.83	-12.17	54	29.94	27.46	14	29.57	284	297	A	H
													H
													H
	*	2467	102.59	-	-	90.76	27.41	13.99	29.57	339	27	P	V
	*	2467	99.33	-	-	87.5	27.41	13.99	29.57	339	27	A	V
		2483.92	54.47	-19.53	74	42.58	27.46	14	29.57	339	27	P	V
		2484.12	45.52	-8.48	54	33.63	27.46	14	29.57	339	27	A	V
													V
													V
802.11b CH 13 2472MHz	*	2472	99.57	-	-	87.69	27.46	13.99	29.57	250	292	P	H
	*	2472	96.49	-	-	84.61	27.46	13.99	29.57	250	292	A	H
		2483.56	53.1	-20.9	74	41.21	27.46	14	29.57	250	292	P	H
		2483.52	42.98	-11.02	54	31.09	27.46	14	29.57	250	292	A	H
													H
													H
	*	2472	99.79	-	-	87.91	27.46	13.99	29.57	300	4	P	V
	*	2472	96.25	-	-	84.37	27.46	13.99	29.57	300	4	A	V
		2483.52	57.05	-16.95	74	45.16	27.46	14	29.57	300	4	P	V
		2483.52	50.51	-3.49	54	38.62	27.46	14	29.57	300	4	A	V
												V	
												V	
Remark	1. No other spurious found.												
	2. All results are PASS against Peak and Average limit line.												



2.4GHz 2400~2483.5MHz
WIFI 802.11b (Harmonic @ 3m)

WIFI Ant. 1+2	Note	Frequency (MHz)	Level (dBμV/m)	Over Limit (dB)	Limit Line (dBμV/m)	Read Level (dBμV)	Antenna Factor (dB/m)	Path Loss (dB)	Preamp Factor (dB)	Ant Pos (cm)	Table Pos (deg)	Peak Avg. (P/A)	Pol. (H/V)	
802.11b CH 01 2412MHz		4824	37.8	-36.2	74	57.65	31.26	6.44	57.55	100	0	P	H	
													H	
													H	
													H	
			4824	38.29	-35.71	74	58.14	31.26	6.44	57.55	100	0	P	V
														V
														V
802.11b CH 06 2437MHz		4874	38.43	-35.57	74	57.94	31.36	6.58	57.45	100	0	P	H	
		7311	43.01	-30.99	74	55.85	36.18	8.25	57.27	100	0	P	H	
													H	
													H	
			4874	37.86	-36.14	74	57.37	31.36	6.58	57.45	100	0	P	V
			7311	42.86	-31.14	74	55.7	36.18	8.25	57.27	100	0	P	V
														V
802.11b CH 11 2462MHz		4924	38.07	-35.93	74	57.23	31.46	6.73	57.35	100	0	P	H	
		7386	44.62	-29.38	74	57.41	36.37	8.2	57.36	100	0	P	H	
													H	
													H	
			4924	38.7	-35.3	74	57.86	31.46	6.73	57.35	100	0	P	V
			7386	43.41	-30.59	74	56.2	36.37	8.2	57.36	100	0	P	V
														V
Remark	1. No other spurious found.													
	2. All results are PASS against Peak and Average limit line.													



WIFI Ant. 1+2	Note	Frequency (MHz)	Level (dBμV/m)	Over Limit (dB)	Limit Line (dBμV/m)	Read Level (dBμV)	Antenna Factor (dB/m)	Path Loss (dB)	Preamp Factor (dB)	Ant Pos (cm)	Table Pos (deg)	Peak Avg. (P/A)	Pol. (H/V)
802.11b CH 12 2467MHz		4934	38.4	-35.6	74	57.52	31.46	6.75	57.33	100	0	P	H
		7401	44.95	-29.05	74	57.73	36.41	8.19	57.38	100	0	P	H
													H
													H
		4934	38.71	-35.29	74	57.83	31.46	6.75	57.33	100	0	P	V
		7401	43.79	-30.21	74	56.57	36.41	8.19	57.38	100	0	P	V
													V
													V
802.11b CH 13 2472MHz		4944	37.99	-36.01	74	57.02	31.5	6.78	57.31	100	0	P	H
		7416	45.24	-28.76	74	58.01	36.41	8.22	57.4	100	0	P	H
													H
													H
		4944	39	-35	74	58.03	31.5	6.78	57.31	100	0	P	V
		7416	43.59	-30.41	74	56.36	36.41	8.22	57.4	100	0	P	V
													V
													V
Remark	1. No other spurious found. 2. All results are PASS against Peak and Average limit line.												



**2.4GHz 2400~2483.5MHz
WIFI 802.11g (Band Edge @ 3m)**

WIFI Ant. 1+2	Note	Frequency (MHz)	Level (dBμV/m)	Over Limit (dB)	Limit Line (dBμV/m)	Read Level (dBμV)	Antenna Factor (dB/m)	Path Loss (dB)	Preamp Factor (dB)	Ant Pos (cm)	Table Pos (deg)	Peak Avg. (P/A)	Pol. (H/V)	
802.11g CH 01 2412MHz		2388.96	52.15	-21.85	74	40.58	27.23	13.92	29.58	264	308	P	H	
		2390	41.66	-12.34	54	30.09	27.23	13.92	29.58	264	308	A	H	
	*	2412	99.04	-	-	87.4	27.28	13.94	29.58	264	308	P	H	
	*	2412	92.04	-	-	80.4	27.28	13.94	29.58	264	308	A	H	
													H	
														H
			2389.065	54.94	-19.06	74	43.37	27.23	13.92	29.58	322	31	P	V
			2390	41.77	-12.23	54	30.2	27.23	13.92	29.58	322	31	A	V
	*		2412	103.39	-	-	91.75	27.28	13.94	29.58	322	31	P	V
	*		2412	95.74	-	-	84.1	27.28	13.94	29.58	322	31	A	V
														V
														V
802.11g CH 06 2437MHz		2318.96	52.41	-21.59	74	41.08	27.05	13.87	29.59	255	291	P	H	
		2389.94	41.37	-12.63	54	29.8	27.23	13.92	29.58	255	291	A	H	
	*	2437	104.1	-	-	92.35	27.37	13.96	29.58	255	291	P	H	
	*	2437	96.54	-	-	84.79	27.37	13.96	29.58	255	291	A	H	
			2484.25	53.09	-20.91	74	41.2	27.46	14	29.57	255	291	P	H
			2483.9	41.88	-12.12	54	29.99	27.46	14	29.57	255	291	A	H
			2389.94	56.39	-17.61	74	44.82	27.23	13.92	29.58	342	4	P	V
			2389.94	41.64	-12.36	54	30.07	27.23	13.92	29.58	342	4	A	V
	*		2437	108.06	-	-	96.31	27.37	13.96	29.58	342	4	P	V
	*		2437	100.86	-	-	89.11	27.37	13.96	29.58	342	4	A	V
			2484.53	60.37	-13.63	74	48.48	27.46	14	29.57	342	4	P	V
			2483.62	42.52	-11.48	54	30.63	27.46	14	29.57	342	4	A	V



802.11g CH 11 2462MHz	*	2462	103.28	-	-	91.46	27.41	13.98	29.57	248	292	P	H
	*	2462	95.77	-	-	83.95	27.41	13.98	29.57	248	292	A	H
		2484.48	62.39	-11.61	74	50.5	27.46	14	29.57	248	292	P	H
		2484.6	44.72	-9.28	54	32.83	27.46	14	29.57	248	292	A	H
													H
													H
	*	2462	108.07	-	-	96.25	27.41	13.98	29.57	306	4	P	V
	*	2462	100.41	-	-	88.59	27.41	13.98	29.57	306	4	A	V
		2483.52	70.31	-3.69	74	58.42	27.46	14	29.57	306	4	P	V
		2483.52	50.86	-3.14	54	38.97	27.46	14	29.57	306	4	A	V
													V
													V
Remark	1. No other spurious found. 2. All results are PASS against Peak and Average limit line.												



WiFi Ant. 1+2	Note	Frequency (MHz)	Level (dBμV/m)	Over Limit (dB)	Limit Line (dBμV/m)	Read Level (dBμV)	Antenna Factor (dB/m)	Path Loss (dB)	Preamp Factor (dB)	Ant Pos (cm)	Table Pos (deg)	Peak Avg. (P/A)	Pol. (H/V)
802.11g CH 12 2467MHz	*	2467	100.16	-	-	88.33	27.41	13.99	29.57	250	307	P	H
	*	2467	92.22	-	-	80.39	27.41	13.99	29.57	250	307	A	H
		2484.84	60.03	-13.97	74	48.14	27.46	14	29.57	250	307	P	H
		2484.72	44.84	-9.16	54	32.95	27.46	14	29.57	250	307	A	H
													H
													H
	*	2467	104.7	-	-	92.87	27.41	13.99	29.57	265	35	P	V
	*	2467	97.21	-	-	85.38	27.41	13.99	29.57	265	35	A	V
		2483.6	66.13	-7.87	74	54.24	27.46	14	29.57	265	35	P	V
		2483.52	50.22	-3.78	54	38.33	27.46	14	29.57	265	35	A	V
													V
													V
802.11g CH 13 2472MHz	*	2472	92.67	-	-	80.79	27.46	13.99	29.57	249	307	P	H
	*	2472	85.31	-	-	73.43	27.46	13.99	29.57	249	307	A	H
		2483.56	63.21	-10.79	74	51.32	27.46	14	29.57	249	307	P	H
		2483.52	48.22	-5.78	54	36.33	27.46	14	29.57	249	307	A	H
													H
													H
	*	2472	97.73	-	-	85.85	27.46	13.99	29.57	264	53	P	V
	*	2472	90.24	-	-	78.36	27.46	13.99	29.57	264	53	A	V
		2483.52	65.84	-8.16	74	53.95	27.46	14	29.57	264	53	P	V
		2483.52	50.61	-3.39	54	38.72	27.46	14	29.57	264	53	A	V
													V
													V
Remark	1. No other spurious found.												
	2. All results are PASS against Peak and Average limit line.												



**2.4GHz 2400~2483.5MHz
WIFI 802.11g (Harmonic @ 3m)**

WIFI Ant. 1+2	Note	Frequency (MHz)	Level (dBμV/m)	Over Limit (dB)	Limit Line (dBμV/m)	Read Level (dBμV)	Antenna Factor (dB/m)	Path Loss (dB)	Preamp Factor (dB)	Ant Pos (cm)	Table Pos (deg)	Peak Avg. (P/A)	Pol. (H/V)	
802.11g CH 01 2412MHz		4824	37.84	-36.16	74	57.69	31.26	6.44	57.55	100	0	P	H	
													H	
													H	
													H	
			4824	37.46	-36.54	74	57.31	31.26	6.44	57.55	100	0	P	V
														V
														V
802.11g CH 06 2437MHz		4874	38.32	-35.68	74	57.83	31.36	6.58	57.45	100	0	P	H	
		7311	43.28	-30.72	74	56.12	36.18	8.25	57.27	100	0	P	H	
													H	
													H	
			4874	37.42	-36.58	74	56.93	31.36	6.58	57.45	100	0	P	V
			7311	43.35	-30.65	74	56.19	36.18	8.25	57.27	100	0	P	V
														V
802.11g CH 11 2462MHz		4924	37.92	-36.08	74	57.08	31.46	6.73	57.35	100	0	P	H	
		7386	43.45	-30.55	74	56.24	36.37	8.2	57.36	100	0	P	H	
													H	
													H	
			4924	38.27	-35.73	74	57.43	31.46	6.73	57.35	100	0	P	V
			7386	42.49	-31.51	74	55.28	36.37	8.2	57.36	100	0	P	V
														V
Remark	1. No other spurious found.													
	2. All results are PASS against Peak and Average limit line.													



WiFi Ant. 1+2	Note	Frequency (MHz)	Level (dBμV/m)	Over Limit (dB)	Limit Line (dBμV/m)	Read Level (dBμV)	Antenna Factor (dB/m)	Path Loss (dB)	Preamp Factor (dB)	Ant Pos (cm)	Table Pos (deg)	Peak Avg. (P/A)	Pol. (H/V)
802.11g CH 12 2467MHz		4934	38.42	-35.58	74	57.54	31.46	6.75	57.33	100	0	P	H
		7401	43.17	-30.83	74	55.95	36.41	8.19	57.38	100	0	P	H
													H
													H
		4934	39.46	-34.54	74	58.58	31.46	6.75	57.33	100	0	P	V
		7401	43.63	-30.37	74	56.41	36.41	8.19	57.38	100	0	P	V
													V
													V
802.11g CH 13 2472MHz		4944	39.21	-34.79	74	58.24	31.5	6.78	57.31	100	0	P	H
		7416	43.26	-30.74	74	56.03	36.41	8.22	57.4	100	0	P	H
													H
													H
		4944	38.12	-35.88	74	57.15	31.5	6.78	57.31	100	0	P	V
		7416	42.91	-31.09	74	55.68	36.41	8.22	57.4	100	0	P	V
													V
													V
Remark	1. No other spurious found. 2. All results are PASS against Peak and Average limit line.												



**2.4GHz 2400~2483.5MHz
WIFI 802.11n HT20 (Band Edge @ 3m)**

WIFI Ant. 1+2	Note	Frequency (MHz)	Level (dBμV/m)	Over Limit (dB)	Limit Line (dBμV/m)	Read Level (dBμV)	Antenna Factor (dB/m)	Path Loss (dB)	Preamp Factor (dB)	Ant Pos (cm)	Table Pos (deg)	Peak Avg. (P/A)	Pol. (H/V)	
802.11n HT20 CH 01 2412MHz		2321.445	52.53	-21.47	74	41.2	27.05	13.87	29.59	264	306	P	H	
		2389.8	41.23	-12.77	54	29.66	27.23	13.92	29.58	264	306	A	H	
	*	2412	91.14	-	-	79.5	27.28	13.94	29.58	264	306	P	H	
	*	2412	82.7	-	-	71.06	27.28	13.94	29.58	264	306	A	H	
													H	
														H
			2389.485	53.11	-20.89	74	41.54	27.23	13.92	29.58	266	52	P	V
			2390	41.28	-12.72	54	29.71	27.23	13.92	29.58	266	52	A	V
		*	2412	95.43	-	-	83.79	27.28	13.94	29.58	266	52	P	V
		*	2412	87.5	-	-	75.86	27.28	13.94	29.58	266	52	A	V
													V	
													V	
802.11n HT20 CH 06 2437MHz		2389.94	52.63	-21.37	74	41.06	27.23	13.92	29.58	255	292	P	H	
		2389.8	41.34	-12.66	54	29.77	27.23	13.92	29.58	255	292	A	H	
	*	2437	103.38	-	-	91.63	27.37	13.96	29.58	255	292	P	H	
	*	2437	94.38	-	-	82.63	27.37	13.96	29.58	255	292	A	H	
			2484.11	52.98	-21.02	74	41.09	27.46	14	29.57	255	292	P	H
			2484.39	41.83	-12.17	54	29.94	27.46	14	29.57	255	292	A	H
			2389.94	56.53	-17.47	74	44.96	27.23	13.92	29.58	340	5	P	V
			2389.94	41.67	-12.33	54	30.1	27.23	13.92	29.58	340	5	A	V
		*	2437	107.39	-	-	95.64	27.37	13.96	29.58	340	5	P	V
		*	2437	98.39	-	-	86.64	27.37	13.96	29.58	340	5	A	V
		2483.5	60.85	-13.15	74	48.96	27.46	14	29.57	340	5	P	V	
		2484.04	42.58	-11.42	54	30.69	27.46	14	29.57	340	5	A	V	



802.11n HT20 CH 11 2462MHz	*	2462	101.08	-	-	89.26	27.41	13.98	29.57	254	295	P	H
	*	2462	91.71	-	-	79.89	27.41	13.98	29.57	254	295	A	H
		2484.44	58.76	-15.24	74	46.87	27.46	14	29.57	254	295	P	H
		2483.52	44.96	-9.04	54	33.07	27.46	14	29.57	254	295	A	H
													H
													H
	*	2462	105.6	-	-	93.78	27.41	13.98	29.57	266	51	P	V
	*	2462	96.81	-	-	84.99	27.41	13.98	29.57	266	51	A	V
		2483.56	70.29	-3.71	74	58.4	27.46	14	29.57	266	51	P	V
		2483.52	50.44	-3.56	54	38.55	27.46	14	29.57	266	51	A	V
													V
													V
Remark	1. No other spurious found. 2. All results are PASS against Peak and Average limit line.												



WIFI Ant. 1+2	Note	Frequency (MHz)	Level (dBμV/m)	Over Limit (dB)	Limit Line (dBμV/m)	Read Level (dBμV)	Antenna Factor (dB/m)	Path Loss (dB)	Preamp Factor (dB)	Ant Pos (cm)	Table Pos (deg)	Peak Avg. (P/A)	Pol. (H/V)
802.11n HT20 CH 12 2467MHz	*	2467	97.61	-	-	85.78	27.41	13.99	29.57	250	293	P	H
	*	2467	88.84	-	-	77.01	27.41	13.99	29.57	250	293	A	H
		2484.08	56.96	-17.04	74	45.07	27.46	14	29.57	250	293	P	H
		2483.52	43.1	-10.9	54	31.21	27.46	14	29.57	250	293	A	H
													H
													H
	*	2467	103.01	-	-	91.18	27.41	13.99	29.57	267	53	P	V
	*	2467	93.76	-	-	81.93	27.41	13.99	29.57	267	53	A	V
		2483.76	61.88	-12.12	74	49.99	27.46	14	29.57	267	53	P	V
		2484.08	47.06	-6.94	54	35.17	27.46	14	29.57	267	53	A	V
												V	
												V	
802.11n HT20 CH 13 2472MHz	*	2472	89.17	-	-	77.29	27.46	13.99	29.57	251	295	P	H
	*	2472	79.72	-	-	67.84	27.46	13.99	29.57	251	295	A	H
		2483.52	60.63	-13.37	74	48.74	27.46	14	29.57	251	295	P	H
		2483.52	46.66	-7.34	54	34.77	27.46	14	29.57	251	295	A	H
													H
													H
	*	2472	93.17	-	-	81.29	27.46	13.99	29.57	267	31	P	V
	*	2472	84.94	-	-	73.06	27.46	13.99	29.57	267	31	A	V
		2483.6	65.06	-8.94	74	53.17	27.46	14	29.57	267	31	P	V
		2483.52	50.38	-3.62	54	38.49	27.46	14	29.57	267	31	A	V
												V	
												V	
Remark	1. No other spurious found. 2. All results are PASS against Peak and Average limit line.												



2.4GHz 2400~2483.5MHz
WIFI 802.11n HT20 (Harmonic @ 3m)

WIFI Ant. 1+2	Note	Frequency (MHz)	Level (dBμV/m)	Over Limit (dB)	Limit Line (dBμV/m)	Read Level (dBμV)	Antenna Factor (dB/m)	Path Loss (dB)	Preamp Factor (dB)	Ant Pos (cm)	Table Pos (deg)	Peak Avg. (P/A)	Pol. (H/V)	
802.11n HT20 CH 01 2412MHz		4824	38.1	-35.9	74	57.95	31.26	6.44	57.55	100	0	P	H	
													H	
													H	
													H	
			4824	38.44	-35.56	74	58.29	31.26	6.44	57.55	100	0	P	V
														V
														V
802.11n HT20 CH 06 2437MHz		4874	38.1	-35.9	74	57.61	31.36	6.58	57.45	100	0	P	H	
													H	
			7311	42.48	-31.52	74	55.32	36.18	8.25	57.27	100	0	P	H
														H
			4874	38	-36	74	57.51	31.36	6.58	57.45	100	0	P	V
			7311	43.19	-30.81	74	56.03	36.18	8.25	57.27	100	0	P	V
														V
802.11n HT20 CH 11 2462MHz		4924	38.75	-35.25	74	57.91	31.46	6.73	57.35	100	0	P	H	
													H	
			7386	42.79	-31.21	74	55.58	36.37	8.2	57.36	100	0	P	H
														H
			4924	38.02	-35.98	74	57.18	31.46	6.73	57.35	100	0	P	V
			7386	43.25	-30.75	74	56.04	36.37	8.2	57.36	100	0	P	V
														V
Remark	1. No other spurious found.													
	2. All results are PASS against Peak and Average limit line.													



WiFi Ant. 1+2	Note	Frequency (MHz)	Level (dBμV/m)	Over Limit (dB)	Limit Line (dBμV/m)	Read Level (dBμV)	Antenna Factor (dB/m)	Path Loss (dB)	Preamp Factor (dB)	Ant Pos (cm)	Table Pos (deg)	Peak Avg. (P/A)	Pol. (H/V)
802.11n HT20 CH 12 2467MHz		4934	39.14	-34.86	74	58.26	31.46	6.75	57.33	100	0	P	H
		7401	43.82	-30.18	74	56.6	36.41	8.19	57.38	100	0	P	H
													H
													H
		4934	38.74	-35.26	74	57.86	31.46	6.75	57.33	100	0	P	V
		7401	44.25	-29.75	74	57.03	36.41	8.19	57.38	100	0	P	V
802.11n HT20 CH 13 2472MHz		4944	38.26	-35.74	74	57.29	31.5	6.78	57.31	100	0	P	H
		7416	43.29	-30.71	74	56.06	36.41	8.22	57.4	100	0	P	H
													H
													H
		4944	39.71	-34.29	74	58.74	31.5	6.78	57.31	100	0	P	V
		7416	43.72	-30.28	74	56.49	36.41	8.22	57.4	100	0	P	V
Remark	1. No other spurious found.												
	2. All results are PASS against Peak and Average limit line.												



Emission below 1GHz
2.4GHz WIFI 802.11g (LF)

WIFI	Note	Frequency	Level	Over	Limit	Read	Antenna	Path	Preamp	Ant	Table	Peak	Pol.	
Ant.				Limit	Line	Level	Factor	Loss	Factor	Pos	Pos	Avg.		
1+2		(MHz)	(dBμV/m)	(dB)	(dBμV/m)	(dBμV)	(dB/m)	(dB)	(dB)	(cm)	(deg)	(P/A)	(H/V)	
2.4GHz 802.11g LF		91.11	26.57	-16.93	43.5	43.03	14.96	0.8	32.22			P	H	
		100.81	26.63	-16.87	43.5	41.97	15.95	0.92	32.21			P	H	
		154.16	30.02	-13.48	43.5	44.18	16.99	1.02	32.17	100	0	P	H	
		775.93	30.82	-15.18	46	32.3	28.11	2.35	31.94			P	H	
		840.92	32.07	-13.93	46	32.29	28.91	2.56	31.69			P	H	
		945.68	33.77	-12.23	46	31.82	30.38	2.59	31.02			P	H	
													H	
													H	
													H	
													H	
													H	
													H	
			31.94	31.11	-8.89	40	39.65	23.32	0.43	32.29	100	0	P	V
			45.52	30.67	-9.33	40	45.95	16.49	0.52	32.29			P	V
			91.11	28.98	-14.52	43.5	45.44	14.96	0.8	32.22			P	V
			816.67	30.95	-15.05	46	32.1	28.2	2.46	31.81			P	V
			892.33	32.13	-13.87	46	31.99	29.04	2.55	31.45			P	V
			943.74	33.59	-12.41	46	31.72	30.32	2.59	31.04			P	V
													V	
													V	
												V		
												V		
												V		
												V		
Remark	1. No other spurious found. 2. All results are PASS against limit line.													



Note symbol

*	Fundamental Frequency which can be ignored. However, the level of any unwanted emissions shall not exceed the level of the fundamental frequency.
!	Test result is over limit line.
P/A	Peak or Average
H/V	Horizontal or Vertical



A calculation example for radiated spurious emission is shown as below:

WIFI	Note	Frequency	Level	Over	Limit	Read	Antenna	Path	Preamp	Ant	Table	Peak	Pol.
Ant.				Limit	Line	Level	Factor	Loss	Factor	Pos	Pos	Avg.	
1+2		(MHz)	(dBμV/m)	(dB)	(dBμV/m)	(dBμV)	(dB/m)	(dB)	(dB)	(cm)	(deg)	(P/A)	(H/V)
802.11b		2390	55.45	-18.55	74	54.51	32.22	4.58	35.86	103	308	P	H
CH 01													
2412MHz		2390	43.54	-10.46	54	42.6	32.22	4.58	35.86	103	308	A	H

1. Path Loss(dB) = Cable loss(dB) + Filter loss(dB) + Attenuator loss(dB)
2. Level(dBμV/m) =
Antenna Factor(dB/m) + Path Loss(dB) + Read Level(dBμV) - Preamp Factor(dB)
3. Over Limit(dB) = Level(dBμV/m) – Limit Line(dBμV/m)

For Peak Limit @ 2390MHz:

1. Level(dBμV/m)
= Antenna Factor(dB/m) + Path Loss(dB) + Read Level(dBμV) - Preamp Factor(dB)
= 32.22(dB/m) + 4.58(dB) + 54.51(dBμV) – 35.86 (dB)
= 55.45 (dBμV/m)
2. Over Limit(dB)
= Level(dBμV/m) – Limit Line(dBμV/m)
= 55.45(dBμV/m) – 74(dBμV/m)
= -18.55(dB)

For Average Limit @ 2390MHz:

1. Level(dBμV/m)
= Antenna Factor(dB/m) + Path Loss(dB) + Read Level(dBμV) - Preamp Factor(dB)
= 32.22(dB/m) + 4.58(dB) + 42.6(dBμV) – 35.86 (dB)
= 43.54 (dBμV/m)
2. Over Limit(dB)
= Level(dBμV/m) – Limit Line(dBμV/m)
= 43.54(dBμV/m) – 54(dBμV/m)
= -10.46(dB)

Both peak and average measured complies with the limit line, so test result is “PASS”.



Appendix D. Radiated Spurious Emission Plots

Test Engineer :	Alex Jheng , Fu Chen , Wilson Wu	Temperature :	24.5~25.3°C
		Relative Humidity :	49~55%

Note symbol

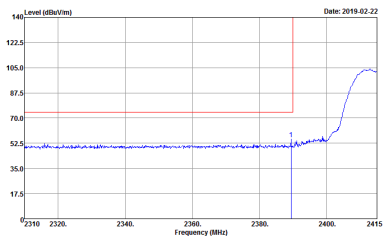
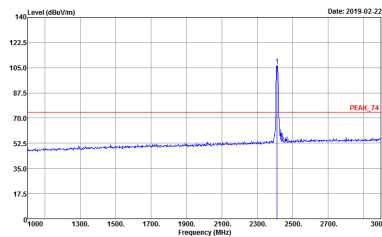
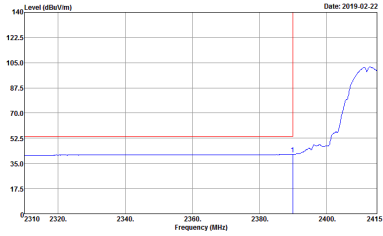
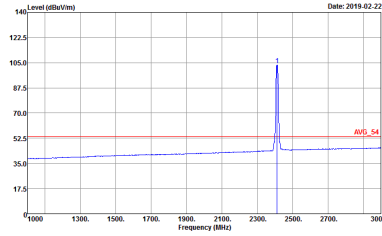
-L	Low channel location
-R	High channel location



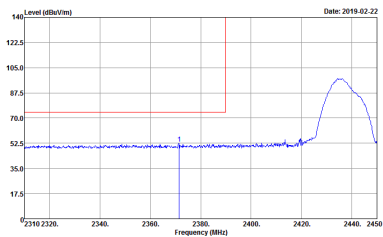
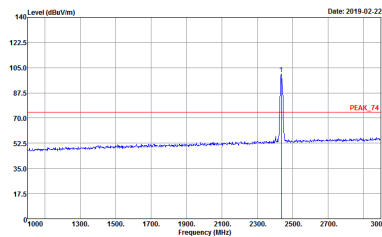
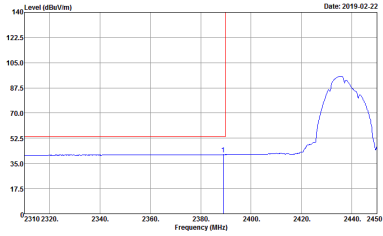
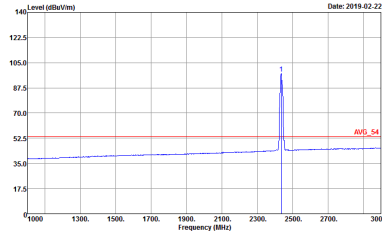
2.4GHz 2400~2483.5MHz
WIFI 802.11b (Band Edge @ 3m)

WIFI	2.4GHz 2400~2483.5MHz Band Edge @ 3m	
ANT	802.11b CH01 2412MHz	
1+2	Horizontal	Fundamental
Peak	<p>Site : 03CH13-HY Condition : PEAK_BE_74 3m HORN_91200_1241 HORIZONTAL RBW:1000.000KHz VBW:3000.000KHz SWT:Auto Detector : Peak Project : 802417-03 Mode : 19 Power : 0x1E</p>	<p>Site : 03CH13-HY Condition : PEAK_74 3m HORN_91200_1241 HORIZONTAL RBW:1000.000KHz VBW:3000.000KHz SWT:Auto Detector : Peak Project : 802417-03 Mode : 19 Power : 0x1E</p>
Avg.	<p>Site : 03CH13-HY Condition : AV6_BE_54 3m HORN_91200_1241 HORIZONTAL RBW:1000.000KHz VBW:0.010KHz SWT:Auto Detector : Peak Project : 802417-03 Mode : 19 Power : 0x1E</p>	<p>Site : 03CH13-HY Condition : AV6_54 3m HORN_91200_1241 HORIZONTAL RBW:1000.000KHz VBW:0.010KHz SWT:Auto Detector : Peak Project : 802417-03 Mode : 19 Power : 0x1E</p>

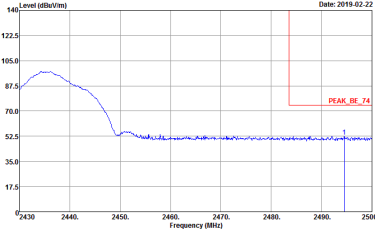
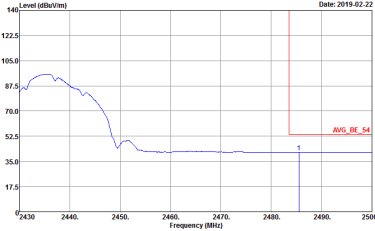


WIFI	2.4GHz 2400~2483.5MHz Band Edge @ 3m	
ANT	802.11b CH01 2412MHz	
1+2	Vertical	Fundamental
Peak	 <p>Site : 03CH13-HY Condition : PEAK_BE_74 3m HORN_91200_1241 VERTICAL Detector : Peak Project : 802417-03 Mode : 19 Power : 0x1E</p>	 <p>Site : 03CH13-HY Condition : PEAK_74 3m HORN_91200_1241 VERTICAL Detector : Peak Project : 802417-03 Mode : 19 Power : 0x1E</p>
Avg.	 <p>Site : 03CH13-HY Condition : AVG_BE_54 3m HORN_91200_1241 VERTICAL Detector : Peak Project : 802417-03 Mode : 19 Power : 0x1E</p>	 <p>Site : 03CH13-HY Condition : AVG_54 3m HORN_91200_1241 VERTICAL Detector : Peak Project : 802417-03 Mode : 19 Power : 0x1E</p>

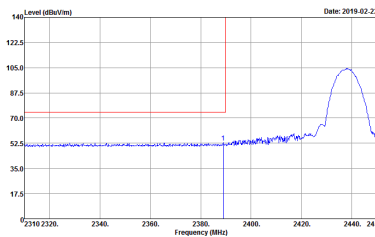
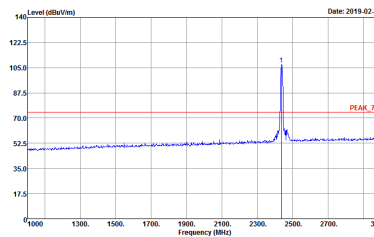
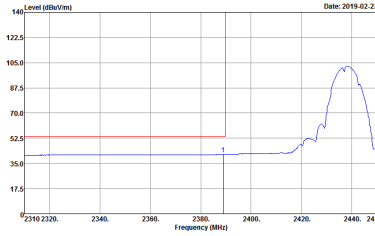
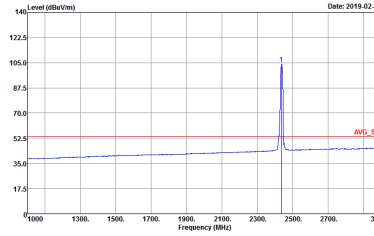


WIFI	2.4GHz 2400~2483.5MHz Band Edge @ 3m	
ANT	802.11b CH06 2437MHz - L	
1+2	Horizontal	Fundamental
<p>Peak</p>	 <p>Site : 03CH13-HY Condition : PEAK_BE_74 3m HORN_91200_1241 HORIZONTAL RBW:1000.000KHz VBW:3000.000KHz SWT:Auto Detector : Peak Project : 802417-03 Mode : Z0 Power : 0x1F</p>	 <p>Site : 03CH13-HY Condition : PEAK_74 3m HORN_91200_1241 HORIZONTAL RBW:1000.000KHz VBW:3000.000KHz SWT:Auto Detector : Peak Project : 802417-03 Mode : Z0 Power : 0x1F</p>
<p>Avg.</p>	 <p>Site : 03CH13-HY Condition : AVG_BE_54 3m HORN_91200_1241 HORIZONTAL RBW:1000.000KHz VBW:0.010KHz SWT:Auto Detector : Peak Project : 802417-03 Mode : Z0 Power : 0x1F</p>	 <p>Site : 03CH13-HY Condition : AVG_54 3m HORN_91200_1241 HORIZONTAL RBW:1000.000KHz VBW:0.010KHz SWT:Auto Detector : Peak Project : 802417-03 Mode : Z0 Power : 0x1F</p>

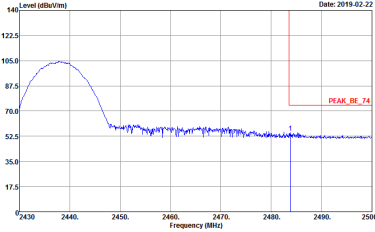
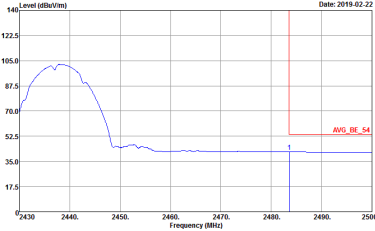


WIFI	2.4GHz 2400~2483.5MHz Band Edge @ 3m	
ANT	802.11b CH06 2437MHz - R	
1+2	Horizontal	Fundamental
<p>Peak</p>	 <p>Site : 03CH13-HY Condition : PEAK_BE_74 3m HORN_91200_1241 HORIZONTAL Detector : Peak Project : 802417-03 Mode : Z0 Power : 0x1F</p>	<p>Left blank</p>
<p>Avg.</p>	 <p>Site : 03CH13-HY Condition : AVG_BE_54 3m HORN_91200_1241 HORIZONTAL Detector : Peak Project : 802417-03 Mode : Z0 Power : 0x1F</p>	<p>Left blank</p>



WIFI	2.4GHz 2400~2483.5MHz Band Edge @ 3m	
ANT	802.11b CH06 2437MHz - L	
1+2	Vertical	Fundamental
Peak	 <p>Date: 2019-02-22</p> <p>Site : 03CH13-HY Condition : PEAK_BE_74 3m HORN_91200_1241 VERTICAL : RBW:1000.000KHz VBW:3000.000KHz SWT:Auto Detector : Peak Project : 802417-03 Mode : Z0 Power : 0x1F</p>	 <p>Date: 2019-02-22</p> <p>Site : 03CH13-HY Condition : PEAK_74 3m HORN_91200_1241 VERTICAL : RBW:1000.000KHz VBW:3000.000KHz SWT:Auto Detector : Peak Project : 802417-03 Mode : Z0 Power : 0x1F</p>
Avg.	 <p>Date: 2019-02-22</p> <p>Site : 03CH13-HY Condition : AVG_BE_54 3m HORN_91200_1241 VERTICAL : RBW:1000.000KHz VBW:0.010KHz SWT:Auto Detector : Peak Project : 802417-03 Mode : Z0 Power : 0x1F</p>	 <p>Date: 2019-02-22</p> <p>Site : 03CH13-HY Condition : AVG_54 3m HORN_91200_1241 VERTICAL : RBW:1000.000KHz VBW:0.010KHz SWT:Auto Detector : Peak Project : 802417-03 Mode : Z0 Power : 0x1F</p>

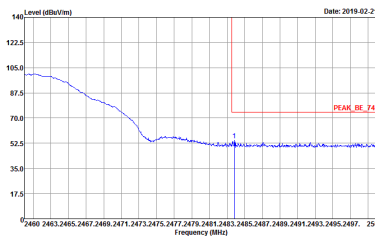
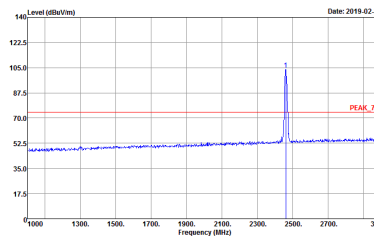
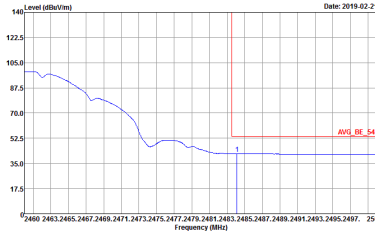
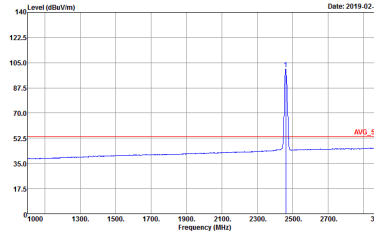


WIFI	2.4GHz 2400~2483.5MHz Band Edge @ 3m	
ANT	802.11b CH06 2437MHz - R	
1+2	Vertical	Fundamental
<p>Peak</p>	 <p>Site : 03CH13-HY Condition : PEAK_BE_74 3m HORN_9120D_1241 VERTICAL Detector : Peak Project : 802417-03 Mode : Z0 Power : 0x1F</p>	<p>Left blank</p>
<p>Avg.</p>	 <p>Site : 03CH13-HY Condition : AVG_BE_54 3m HORN_9120D_1241 VERTICAL Detector : Peak Project : 802417-03 Mode : Z0 Power : 0x1F</p>	<p>Left blank</p>

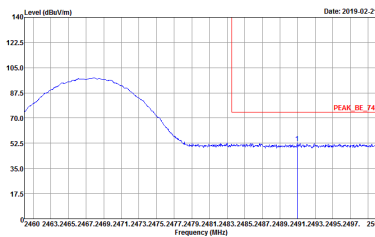
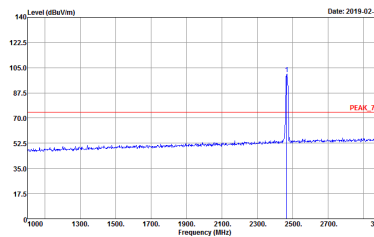
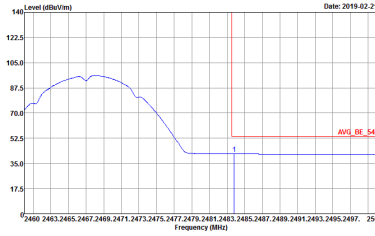
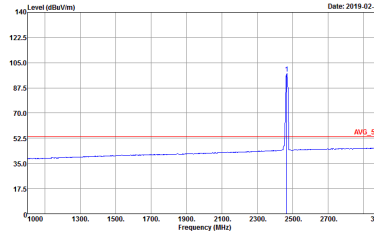


WIFI	2.4GHz 2400~2483.5MHz Band Edge @ 3m	
ANT	802.11b CH11 2462MHz	
1+2	Horizontal	Fundamental
<p>Peak</p>	<p>Site : 03CH13-HY Condition : PEAK_BE_74 3m HORN_91200_1241 HORIZONTAL Detector : Peak Project : 802417-03 Mode : Z1 Power : 0x1E</p>	<p>Site : 03CH13-HY Condition : PEAK_74 3m HORN_91200_1241 HORIZONTAL Detector : Peak Project : 802417-03 Mode : Z1 Power : 0x1E</p>
<p>Avg.</p>	<p>Site : 03CH13-HY Condition : AVG_BE_54 3m HORN_91200_1241 HORIZONTAL Detector : Peak Project : 802417-03 Mode : Z1 Power : 0x1E</p>	<p>Site : 03CH13-HY Condition : AVG_54 3m HORN_91200_1241 HORIZONTAL Detector : Peak Project : 802417-03 Mode : Z1 Power : 0x1E</p>

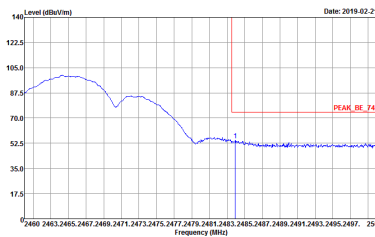
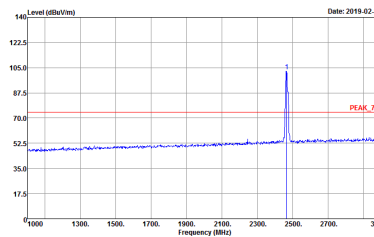
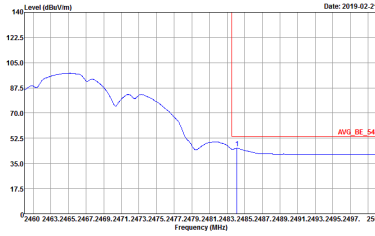
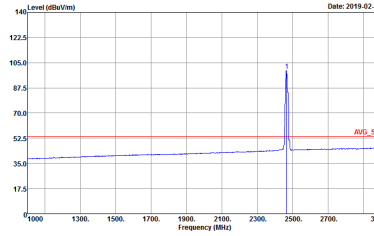


WIFI	2.4GHz 2400~2483.5MHz Band Edge @ 3m	
ANT	802.11b CH11 2462MHz	
1+2	Vertical	Fundamental
<p>Peak</p>	 <p>Site : 03CH13-HY Condition : PEAK_BE_74 3m HORN_91200_1241 VERTICAL Detector : Peak Project : 802417-03 Mode : Z1 Power : 0x1E</p>	 <p>Site : 03CH13-HY Condition : PEAK_74 3m HORN_91200_1241 VERTICAL Detector : Peak Project : 802417-03 Mode : Z1 Power : 0x1E</p>
<p>Avg.</p>	 <p>Site : 03CH13-HY Condition : AVG_BE_54 3m HORN_91200_1241 VERTICAL Detector : Peak Project : 802417-03 Mode : Z1 Power : 0x1E</p>	 <p>Site : 03CH13-HY Condition : AVG_54 3m HORN_91200_1241 VERTICAL Detector : Peak Project : 802417-03 Mode : Z1 Power : 0x1E</p>

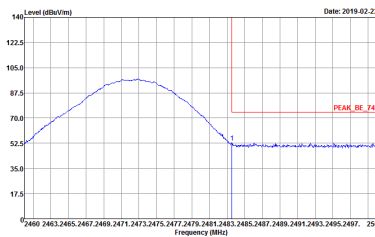
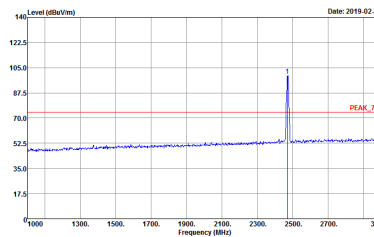
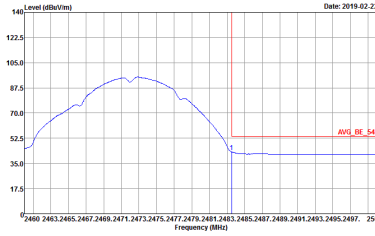
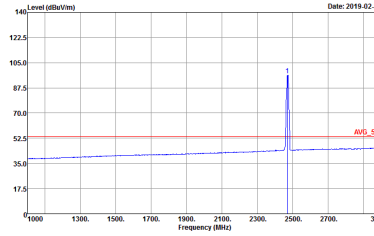


WIFI	2.4GHz 2400~2483.5MHz Band Edge @ 3m	
ANT	802.11b CH12 2467MHz	
1+2	Horizontal	Fundamental
<p>Peak</p>	 <p>Site : 03CH13-HY Condition : PEAK_BE_74 3m HORN_91200_1241 HORIZONTAL RBW:1000.000KHz VBW:3000.000KHz SWT:Auto Detector : Peak Project : 802417-03 Mode : Z2 Power : 0x1E</p>	 <p>Site : 03CH13-HY Condition : PEAK_74 3m HORN_91200_1241 HORIZONTAL RBW:1000.000KHz VBW:3000.000KHz SWT:Auto Detector : Peak Project : 802417-03 Mode : Z2 Power : 0x1E</p>
<p>Avg.</p>	 <p>Site : 03CH13-HY Condition : AVG_BE_54 3m HORN_91200_1241 HORIZONTAL RBW:1000.000KHz VBW:0.010KHz SWT:Auto Detector : Peak Project : 802417-03 Mode : Z2 Power : 0x1E</p>	 <p>Site : 03CH13-HY Condition : AVG_54 3m HORN_91200_1241 HORIZONTAL RBW:1000.000KHz VBW:0.010KHz SWT:Auto Detector : Peak Project : 802417-03 Mode : Z2 Power : 0x1E</p>

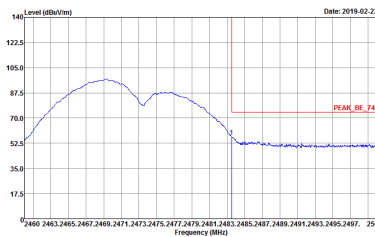
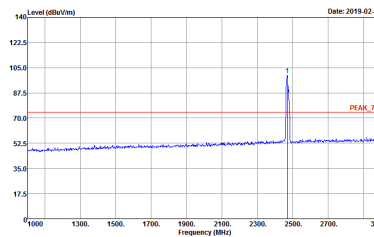
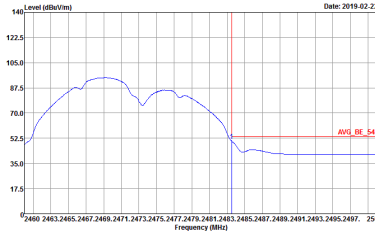
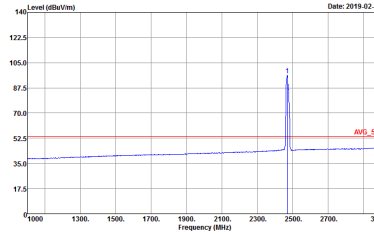


WIFI	2.4GHz 2400~2483.5MHz Band Edge @ 3m	
ANT	802.11b CH12 2467MHz	
1+2	Vertical	Fundamental
<p>Peak</p>	 <p>Date: 2019-02-21</p> <p>Site : 03CH13-HY Condition : PEAK_BE_74 3m HORN_91200_1241 VERTICAL Detector : Peak Project : 802417-03 Mode : Z2 Power : 0x1E</p>	 <p>Date: 2019-02-21</p> <p>Site : 03CH13-HY Condition : PEAK_74 3m HORN_91200_1241 VERTICAL Detector : Peak Project : 802417-03 Mode : Z2 Power : 0x1E</p>
<p>Avg.</p>	 <p>Date: 2019-02-21</p> <p>Site : 03CH13-HY Condition : AVG_BE_54 3m HORN_91200_1241 VERTICAL Detector : Peak Project : 802417-03 Mode : Z2 Power : 0x1E</p>	 <p>Date: 2019-02-21</p> <p>Site : 03CH13-HY Condition : AVG_54 3m HORN_91200_1241 VERTICAL Detector : Peak Project : 802417-03 Mode : Z2 Power : 0x1E</p>



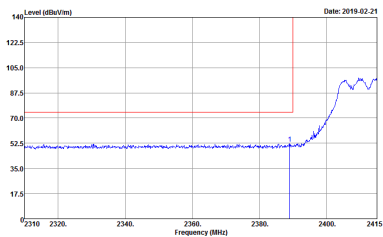
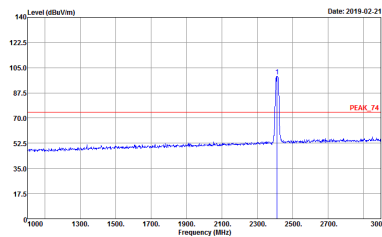
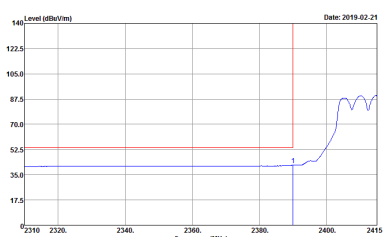
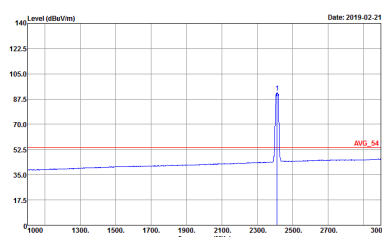
WIFI	2.4GHz 2400~2483.5MHz Band Edge @ 3m	
ANT	802.11b CH13 2472MHz	
1+2	Horizontal	Fundamental
<p>Peak</p>	 <p>Date: 2019-02-22</p> <p>Site : 03CH13-HY Condition : PEAK_BE_74 3m HORN_91200_1241 HORIZONTAL RBW:1000.000KHz VBW:3000.000KHz SWT:Auto Detector : Peak Project : 802417-03 Mode : Z3 Power : 0x19</p>	 <p>Date: 2019-02-22</p> <p>Site : 03CH13-HY Condition : PEAK_74 3m HORN_91200_1241 HORIZONTAL RBW:1000.000KHz VBW:3000.000KHz SWT:Auto Detector : Peak Project : 802417-03 Mode : Z3 Power : 0x19</p>
<p>Avg.</p>	 <p>Date: 2019-02-22</p> <p>Site : 03CH13-HY Condition : AVG_BE_54 3m HORN_91200_1241 HORIZONTAL RBW:1000.000KHz VBW:0.010KHz SWT:Auto Detector : Peak Project : 802417-03 Mode : Z3 Power : 0x19</p>	 <p>Date: 2019-02-22</p> <p>Site : 03CH13-HY Condition : AVG_54 3m HORN_91200_1241 HORIZONTAL RBW:1000.000KHz VBW:0.010KHz SWT:Auto Detector : Peak Project : 802417-03 Mode : Z3 Power : 0x19</p>



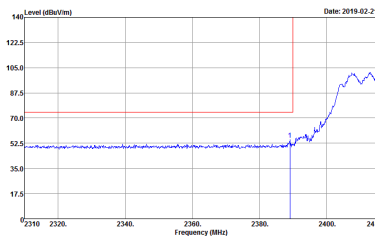
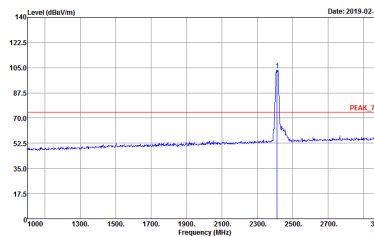
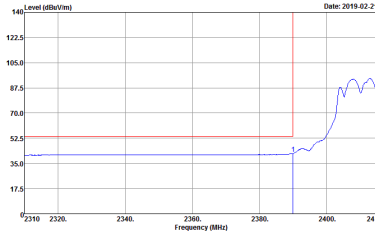
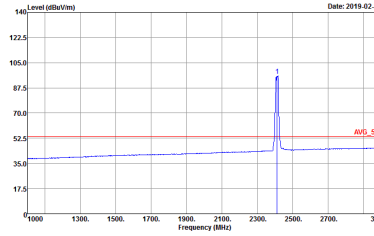
WIFI	2.4GHz 2400~2483.5MHz Band Edge @ 3m	
ANT	802.11b CH13 2472MHz	
1+2	Vertical	Fundamental
<p>Peak</p>	 <p>Date: 2019-02-22</p> <p>Site : 03CH13-HY Condition : PEAK_BE_74 3m HORN_91200_1241 VERTICAL Detector : Peak Project : 802417-03 Mode : Z3 Power : 0x19</p>	 <p>Date: 2019-02-22</p> <p>Site : 03CH13-HY Condition : PEAK_74 3m HORN_91200_1241 VERTICAL Detector : Peak Project : 802417-03 Mode : Z3 Power : 0x19</p>
<p>Avg.</p>	 <p>Date: 2019-02-22</p> <p>Site : 03CH13-HY Condition : AVG_BE_54 3m HORN_91200_1241 VERTICAL Detector : Peak Project : 802417-03 Mode : Z3 Power : 0x19</p>	 <p>Date: 2019-02-22</p> <p>Site : 03CH13-HY Condition : AVG_54 3m HORN_91200_1241 VERTICAL Detector : Peak Project : 802417-03 Mode : Z3 Power : 0x19</p>



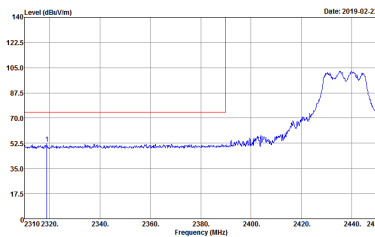
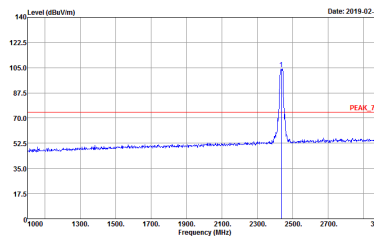
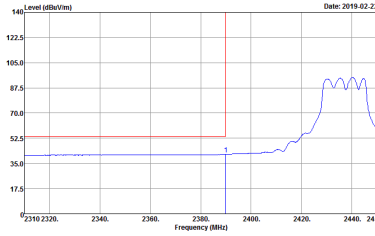
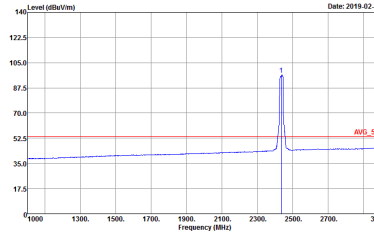
2.4GHz 2400~2483.5MHz
WIFI 802.11g (Band Edge @ 3m)

WIFI	2.4GHz 2400~2483.5MHz Band Edge @ 3m	
ANT	802.11g CH01 2412MHz	
1+2	Horizontal	Fundamental
Peak	 <p>Site : 03CH13-HY Condition : PEAK_BE_74 3m HORN_91200_1241 HORIZONTAL RBW:1000.000KHz VBW:3000.000KHz SWT:Auto Detector : Peak Project : 802417-03 Mode : 24 Power : 0x17</p>	 <p>Site : 03CH13-HY Condition : PEAK_74 3m HORN_91200_1241 HORIZONTAL RBW:1000.000KHz VBW:3000.000KHz SWT:Auto Detector : Peak Project : 802417-03 Mode : 24 Power : 0x17</p>
Avg.	 <p>Site : 03CH13-HY Condition : AV6_BE_54 3m HORN_91200_1241 HORIZONTAL RBW:1000.000KHz VBW:0.010KHz SWT:Auto Detector : Peak Project : 802417-03 Mode : 24 Power : 0x17</p>	 <p>Site : 03CH13-HY Condition : AV6_54 3m HORN_91200_1241 HORIZONTAL RBW:1000.000KHz VBW:0.010KHz SWT:Auto Detector : Peak Project : 802417-03 Mode : 24 Power : 0x17</p>

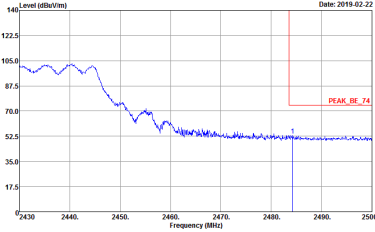
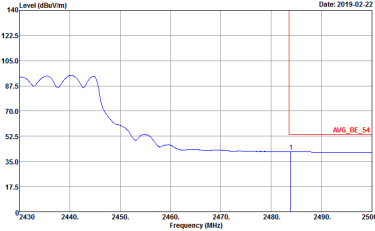


WIFI	2.4GHz 2400~2483.5MHz Band Edge @ 3m	
ANT	802.11g CH01 2412MHz	
1+2	Vertical	Fundamental
<p>Peak</p>	 <p>Site : 03CH13-HY Condition : PEAK_BE_74 3m HORN_91200_1241 VERTICAL Detector : Peak Project : 802417-03 Mode : 24 Power : 0x17</p>	 <p>Site : 03CH13-HY Condition : PEAK_74 3m HORN_91200_1241 VERTICAL Detector : Peak Project : 802417-03 Mode : 24 Power : 0x17</p>
<p>Avg.</p>	 <p>Site : 03CH13-HY Condition : AVG_BE_54 3m HORN_91200_1241 VERTICAL Detector : Peak Project : 802417-03 Mode : 24 Power : 0x17</p>	 <p>Site : 03CH13-HY Condition : AVG_54 3m HORN_91200_1241 VERTICAL Detector : Peak Project : 802417-03 Mode : 24 Power : 0x17</p>

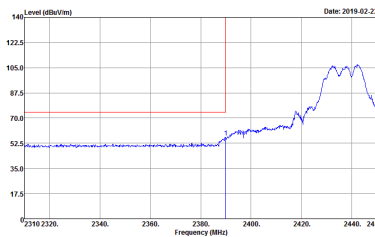
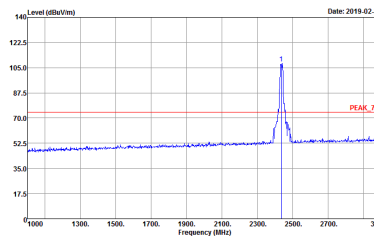
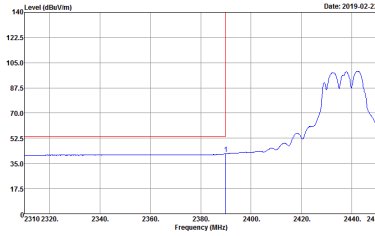
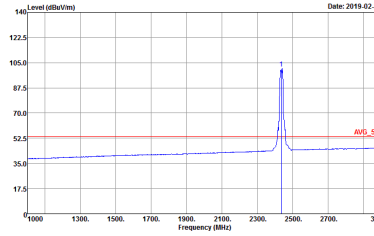


WIFI	2.4GHz 2400~2483.5MHz Band Edge @ 3m	
ANT	802.11g CH06 2437MHz - L	
1+2	Horizontal	Fundamental
<p>Peak</p>	 <p>Site : 03CH13-HY Condition : PEAK_BE_74 3m HORN_91200_1241 HORIZONTAL Detector : Peak Project : 802417-03 Mode : Z5 Power : 0x1F</p>	 <p>Site : 03CH13-HY Condition : PEAK_74 3m HORN_91200_1241 HORIZONTAL Detector : Peak Project : 802417-03 Mode : Z5 Power : 0x1F</p>
<p>Avg.</p>	 <p>Site : 03CH13-HY Condition : AVG_BE_54 3m HORN_91200_1241 HORIZONTAL Detector : Peak Project : 802417-03 Mode : Z5 Power : 0x1F</p>	 <p>Site : 03CH13-HY Condition : AVG_54 3m HORN_91200_1241 HORIZONTAL Detector : Peak Project : 802417-03 Mode : Z5 Power : 0x1F</p>

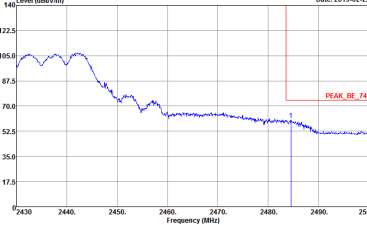
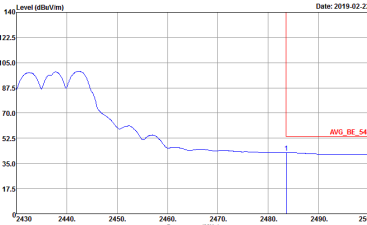


WIFI	2.4GHz 2400~2483.5MHz Band Edge @ 3m	
ANT	802.11g CH06 2437MHz - R	
1+2	Horizontal	Fundamental
<p>Peak</p>	 <p>Site : 03CH13-HY Condition : PEAK_BE_74 3m HORN_91200_1241 HORIZONTAL Detector : Peak Project : 802417-03 Mode : Z5 Power : 0x1F</p>	<p>Left blank</p>
<p>Avg.</p>	 <p>Site : 03CH13-HY Condition : AVG_BE_54 3m HORN_91200_1241 HORIZONTAL Detector : Peak Project : 802417-03 Mode : Z5 Power : 0x1F</p>	<p>Left blank</p>



WIFI	2.4GHz 2400~2483.5MHz Band Edge @ 3m	
ANT	802.11g CH06 2437MHz - L	
1+2	Vertical	Fundamental
Peak	 <p>Date: 2019-02-22</p> <p>Site : 03CH13-HY Condition : PEAK_BE_74 3m HORN_91200_1241 VERTICAL RBW:1000.000kHz VBW:3000.000kHz SWT:Auto Detector : Peak Project : 802417-03 Mode : Z5 Power : 0x1F</p>	 <p>Date: 2019-02-22</p> <p>Site : 03CH13-HY Condition : PEAK_74 3m HORN_91200_1241 VERTICAL RBW:1000.000kHz VBW:3000.000kHz SWT:Auto Detector : Peak Project : 802417-03 Mode : Z5 Power : 0x1F</p>
Avg.	 <p>Date: 2019-02-22</p> <p>Site : 03CH13-HY Condition : AVG_BE_54 3m HORN_91200_1241 VERTICAL RBW:1000.000kHz VBW:0.010kHz SWT:Auto Detector : Peak Project : 802417-03 Mode : Z5 Power : 0x1F</p>	 <p>Date: 2019-02-22</p> <p>Site : 03CH13-HY Condition : AVG_54 3m HORN_91200_1241 VERTICAL RBW:1000.000kHz VBW:0.010kHz SWT:Auto Detector : Peak Project : 802417-03 Mode : Z5 Power : 0x1F</p>

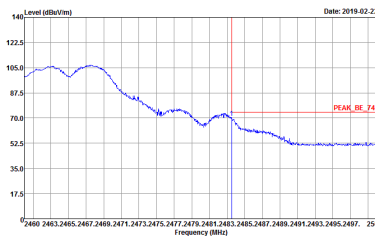
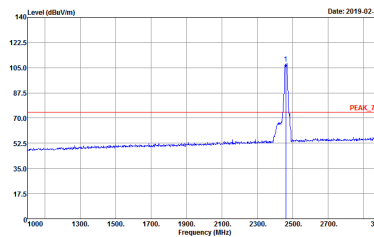
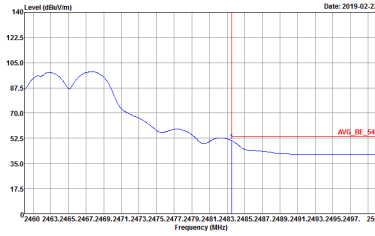
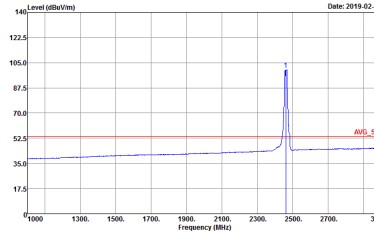


WIFI	2.4GHz 2400~2483.5MHz Band Edge @ 3m	
ANT	802.11g CH06 2437MHz - R	
1+2	Vertical	Fundamental
<p>Peak</p>	 <p>Site : 03CH13-HY Condition : PEAK_BE_74 3m HORN_9120D_1241 VERTICAL : RBW:1000.000KHz VBW:3000.000KHz SWT:Auto Detector : Peak Project : 802417-03 Mode : Z5 Power : 0x1F</p>	<p>Left Blank</p>
<p>Avg.</p>	 <p>Site : 03CH13-HY Condition : AVG_BE_54 3m HORN_9120D_1241 VERTICAL : RBW:1000.000KHz VBW:3000.000KHz SWT:Auto Detector : Peak Project : 802417-03 Mode : Z5 Power : 0x1F</p>	<p>Left Blank</p>



WIFI	2.4GHz 2400~2483.5MHz Band Edge @ 3m	
ANT	802.11g CH11 2462MHz	
1+2	Horizontal	Fundamental
<p>Peak</p>	<p>Site : 03CH13-HY Condition : PEAK_BE_74 3m HORN_91200_1241 HORIZONTAL RBW:1000.000KHz VBW:3000.000KHz SWT:Auto Detector : Peak Project : 802417-03 Mode : Z6 Power : 0x1E</p>	<p>Site : 03CH13-HY Condition : PEAK_74 3m HORN_91200_1241 HORIZONTAL RBW:1000.000KHz VBW:3000.000KHz SWT:Auto Detector : Peak Project : 802417-03 Mode : Z6 Power : 0x1E</p>
<p>Avg.</p>	<p>Site : 03CH13-HY Condition : AVG_BE_54 3m HORN_91200_1241 HORIZONTAL RBW:1000.000KHz VBW:0.010KHz SWT:Auto Detector : Peak Project : 802417-03 Mode : Z6 Power : 0x1E</p>	<p>Site : 03CH13-HY Condition : AVG_54 3m HORN_91200_1241 HORIZONTAL RBW:1000.000KHz VBW:0.010KHz SWT:Auto Detector : Peak Project : 802417-03 Mode : Z6 Power : 0x1E</p>

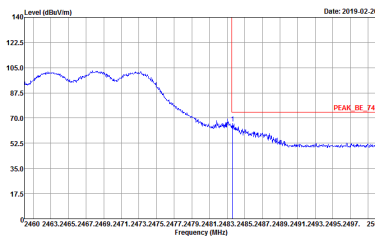
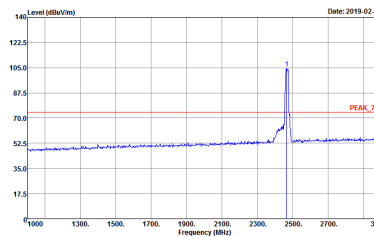
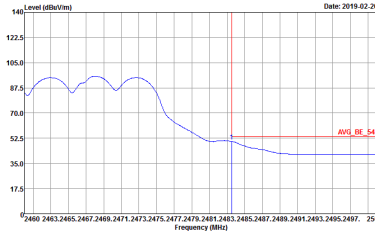
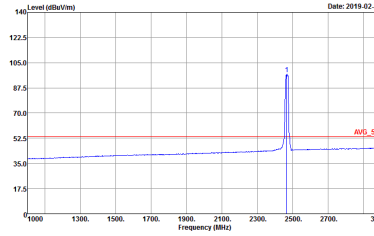


WIFI	2.4GHz 2400~2483.5MHz Band Edge @ 3m	
ANT	802.11g CH11 2462MHz	
1+2	Vertical	Fundamental
<p>Peak</p>	 <p>Date: 2019-02-22</p> <p>Site : 03CH13-HY Condition : PEAK_BE_74 3m HORN_91200_1241 VERTICAL Detector : Peak Project : 802417-03 Mode : Z6 Power : 0x1E</p>	 <p>Date: 2019-02-22</p> <p>Site : 03CH13-HY Condition : PEAK_74 3m HORN_91200_1241 VERTICAL Detector : Peak Project : 802417-03 Mode : Z6 Power : 0x1E</p>
<p>Avg.</p>	 <p>Date: 2019-02-22</p> <p>Site : 03CH13-HY Condition : AVG_BE_54 3m HORN_91200_1241 VERTICAL Detector : Peak Project : 802417-03 Mode : Z6 Power : 0x1E</p>	 <p>Date: 2019-02-22</p> <p>Site : 03CH13-HY Condition : AVG_54 3m HORN_91200_1241 VERTICAL Detector : Peak Project : 802417-03 Mode : Z6 Power : 0x1E</p>

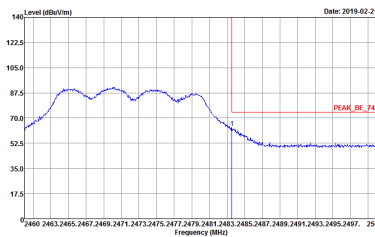
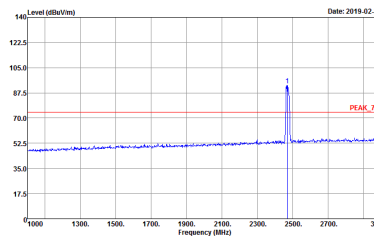
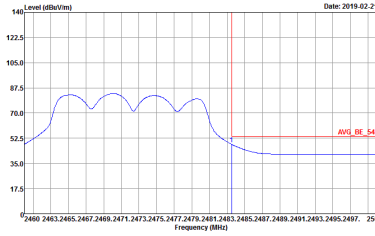
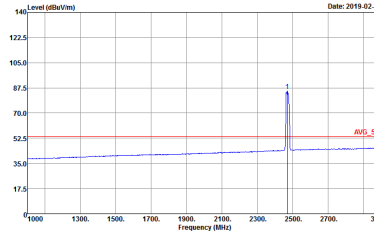


WIFI	2.4GHz 2400~2483.5MHz Band Edge @ 3m	
ANT	802.11g CH12 2467MHz	
1+2	Horizontal	Fundamental
<p>Peak</p>	<p>Site : 03CH13-HY Condition : PEAK_BE_74 3m HORN_91200_1241 HORIZONTAL Detector : Peak Project : 802417-03 Mode : Z7 Power : 0x1A</p>	<p>Site : 03CH13-HY Condition : PEAK_74 3m HORN_91200_1241 HORIZONTAL Detector : Peak Project : 802417-03 Mode : Z7 Power : 0x1A</p>
<p>Avg.</p>	<p>Site : 03CH13-HY Condition : AVG_BE_54 3m HORN_91200_1241 HORIZONTAL Detector : Peak Project : 802417-03 Mode : Z7 Power : 0x1A</p>	<p>Site : 03CH13-HY Condition : AVG_54 3m HORN_91200_1241 HORIZONTAL Detector : Peak Project : 802417-03 Mode : Z7 Power : 0x1A</p>

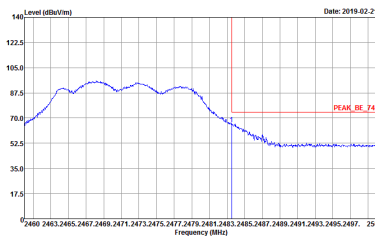
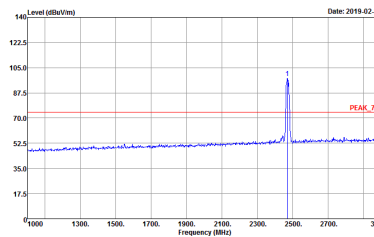
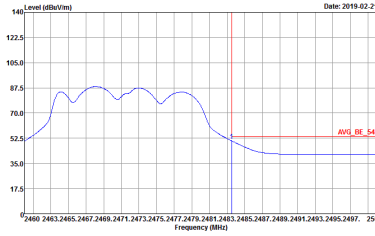
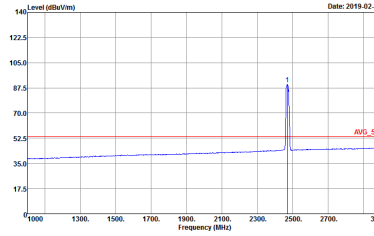


WIFI	2.4GHz 2400~2483.5MHz Band Edge @ 3m	
ANT	802.11g CH12 2467MHz	
1+2	Vertical	Fundamental
<p>Peak</p>	 <p>Date: 2019-02-20</p> <p>Site : 03CH13-HY Condition : PEAK_BE_74 3m HORN_91200_1241 VERTICAL Detector : Peak Project : 802417-03 Mode : Z7 Power : 0x1A</p>	 <p>Date: 2019-02-20</p> <p>Site : 03CH13-HY Condition : PEAK_74 3m HORN_91200_1241 VERTICAL Detector : Peak Project : 802417-03 Mode : Z7 Power : 0x1A</p>
<p>Avg.</p>	 <p>Date: 2019-02-20</p> <p>Site : 03CH13-HY Condition : AVG_BE_54 3m HORN_91200_1241 VERTICAL Detector : Peak Project : 802417-03 Mode : Z7 Power : 0x1A</p>	 <p>Date: 2019-02-20</p> <p>Site : 03CH13-HY Condition : AVG_54 3m HORN_91200_1241 VERTICAL Detector : Peak Project : 802417-03 Mode : Z7 Power : 0x1A</p>



WIFI	2.4GHz 2400~2483.5MHz Band Edge @ 3m	
ANT	802.11g CH13 2472MHz	
1+2	Horizontal	Fundamental
<p>Peak</p>	 <p>Date: 2019-02-21</p> <p>Site : 03CH13-HY Condition : PEAK_BE_74 3m HORN_91200_1241 HORIZONTAL RBW:1000.000KHz VBW:3000.000KHz SWT:Auto Detector : Peak Project : 802417-03 Mode : ZB Power : 0x0A</p>	 <p>Date: 2019-02-21</p> <p>Site : 03CH13-HY Condition : PEAK_74 3m HORN_91200_1241 HORIZONTAL RBW:1000.000KHz VBW:3000.000KHz SWT:Auto Detector : Peak Project : 802417-03 Mode : ZB Power : 0x0A</p>
<p>Avg.</p>	 <p>Date: 2019-02-21</p> <p>Site : 03CH13-HY Condition : AVG_BE_54 3m HORN_91200_1241 HORIZONTAL RBW:1000.000KHz VBW:0.010KHz SWT:Auto Detector : Peak Project : 802417-03 Mode : ZB Power : 0x0A</p>	 <p>Date: 2019-02-21</p> <p>Site : 03CH13-HY Condition : AVG_54 3m HORN_91200_1241 HORIZONTAL RBW:1000.000KHz VBW:0.010KHz SWT:Auto Detector : Peak Project : 802417-03 Mode : ZB Power : 0x0A</p>



WIFI	2.4GHz 2400~2483.5MHz Band Edge @ 3m	
ANT	802.11g CH13 2472MHz	
1+2	Vertical	Fundamental
<p>Peak</p>	 <p>Date: 2019-02-21</p> <p>Site : 03CH13-HY Condition : PEAK_BE_74 3m HORN_91200_1241 VERTICAL Detector : Peak Project : 802417-03 Mode : ZB Power : 0x0A</p>	 <p>Date: 2019-02-21</p> <p>Site : 03CH13-HY Condition : PEAK_74 3m HORN_91200_1241 VERTICAL Detector : Peak Project : 802417-03 Mode : ZB Power : 0x0A</p>
<p>Avg.</p>	 <p>Date: 2019-02-21</p> <p>Site : 03CH13-HY Condition : AVG_BE_54 3m HORN_91200_1241 VERTICAL Detector : Peak Project : 802417-03 Mode : ZB Power : 0x0A</p>	 <p>Date: 2019-02-21</p> <p>Site : 03CH13-HY Condition : AVG_54 3m HORN_91200_1241 VERTICAL Detector : Peak Project : 802417-03 Mode : ZB Power : 0x0A</p>

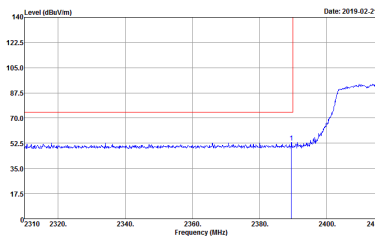
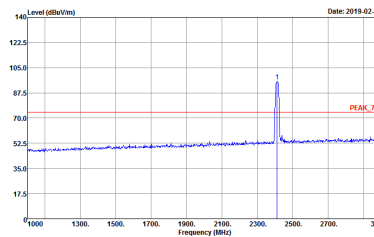
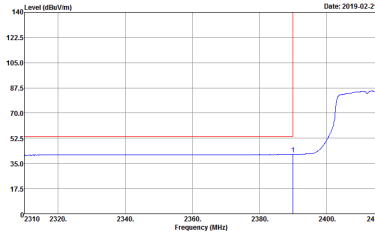
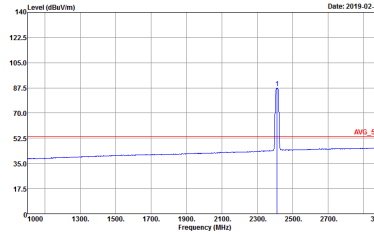


2.4GHz 2400~2483.5MHz

WIFI 802.11n HT20 (Band Edge @ 3m)

WIFI	2.4GHz 2400~2483.5MHz Band Edge @ 3m	
ANT	802.11n HT20 CH01 2412MHz	
1+2	Horizontal	Fundamental
Peak	<p>Site : 03CH13-HY Condition : PEAK_BE_74 3m HORN_91200_1241 HORIZONTAL RBW:1000.000KHz VBW:3000.000KHz SWT:Auto Detector : Peak Project : 802417-03 Mode : Z9 Power : 0x09</p>	<p>Site : 03CH13-HY Condition : PEAK_74 3m HORN_91200_1241 HORIZONTAL RBW:1000.000KHz VBW:3000.000KHz SWT:Auto Detector : Peak Project : 802417-03 Mode : Z9 Power : 0x09</p>
Avg.	<p>Site : 03CH13-HY Condition : AV6_BE_54 3m HORN_91200_1241 HORIZONTAL RBW:1000.000KHz VBW:0.010KHz SWT:Auto Detector : Peak Project : 802417-03 Mode : Z9 Power : 0x09</p>	<p>Site : 03CH13-HY Condition : AV6_54 3m HORN_91200_1241 HORIZONTAL RBW:1000.000KHz VBW:0.010KHz SWT:Auto Detector : Peak Project : 802417-03 Mode : Z9 Power : 0x09</p>

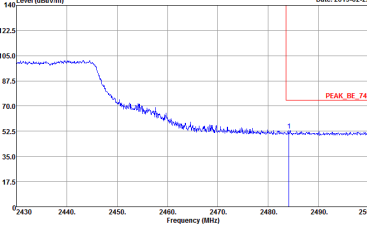
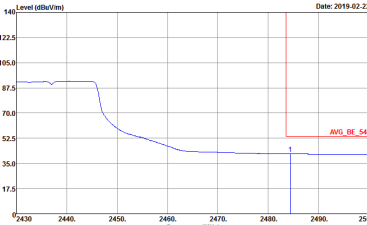


WIFI	2.4GHz 2400~2483.5MHz Band Edge @ 3m	
ANT	802.11n HT20 CH01 2412MHz	
1+2	Vertical	Fundamental
Peak	 <p>Site : 03CH13-HY Condition : PEAK_BE_74 3m HORN_91200_1241 VERTICAL Detector : Peak Project : 802417-03 Mode : Z9 Power : 0x09</p>	 <p>Site : 03CH13-HY Condition : PEAK_74 3m HORN_91200_1241 VERTICAL Detector : Peak Project : 802417-03 Mode : Z9 Power : 0x09</p>
Avg.	 <p>Site : 03CH13-HY Condition : AVG_BE_54 3m HORN_91200_1241 VERTICAL Detector : Peak Project : 802417-03 Mode : Z9 Power : 0x09</p>	 <p>Site : 03CH13-HY Condition : AVG_54 3m HORN_91200_1241 VERTICAL Detector : Peak Project : 802417-03 Mode : Z9 Power : 0x09</p>

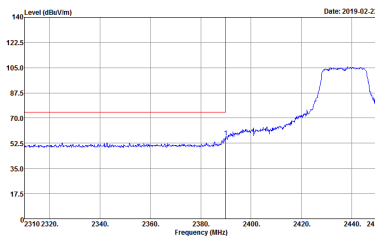
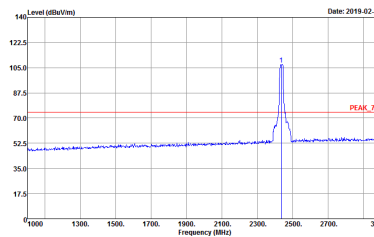
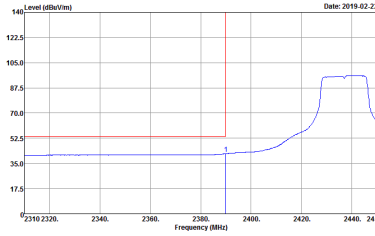
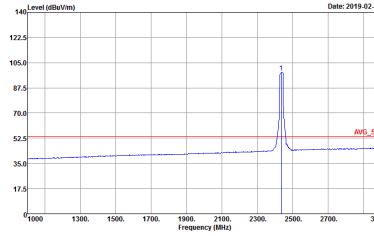


WIFI	2.4GHz 2400~2483.5MHz Band Edge @ 3m	
ANT	802.11n HT20 CH06 2437MHz - L	
1+2	Horizontal	Fundamental
<p>Peak</p>	<p>Site : 03CH13-HY Condition : PEAK_BE_74 3m HORN_91200_1241 HORIZONTAL RBW:1000.000kHz VBW:3000.000kHz SWT:Auto Detector : Peak Project : 802417-03 Mode : 30 Power : 0x1F</p>	<p>Site : 03CH13-HY Condition : PEAK_74 3m HORN_91200_1241 HORIZONTAL RBW:1000.000kHz VBW:3000.000kHz SWT:Auto Detector : Peak Project : 802417-03 Mode : 30 Power : 0x1F</p>
<p>Avg.</p>	<p>Site : 03CH13-HY Condition : AVG_BE_54 3m HORN_91200_1241 HORIZONTAL RBW:1000.000kHz VBW:0.010kHz SWT:Auto Detector : Peak Project : 802417-03 Mode : 30 Power : 0x1F</p>	<p>Site : 03CH13-HY Condition : AVG_54 3m HORN_91200_1241 HORIZONTAL RBW:1000.000kHz VBW:0.010kHz SWT:Auto Detector : Peak Project : 802417-03 Mode : 30 Power : 0x1F</p>

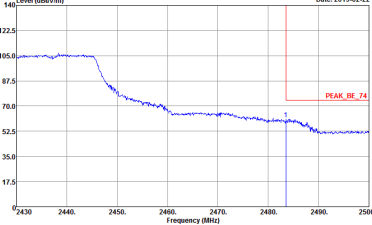
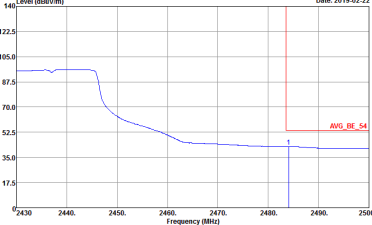


WIFI	2.4GHz 2400~2483.5MHz Band Edge @ 3m	
ANT	802.11n HT20 CH06 2437MHz - R	
1+2	Horizontal	Fundamental
<p>Peak</p>	 <p>Site : 03CH13-HY Condition : PEAK_BE_74 3m HORN_9120D_1241 HORIZONTAL : RBW:1000.000KHz VBW:3000.000KHz SWT:Auto Detector : Peak Project : 802417-03 Mode : 30 Power : 0x1F</p>	<p>Left blank</p>
<p>Avg.</p>	 <p>Site : 03CH13-HY Condition : AVG_BE_54 3m HORN_9120D_1241 HORIZONTAL : RBW:1000.000KHz VBW:3000.000KHz SWT:Auto Detector : Peak Project : 802417-03 Mode : 30 Power : 0x1F</p>	<p>Left blank</p>

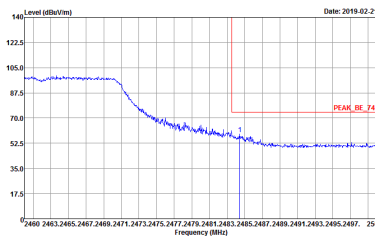
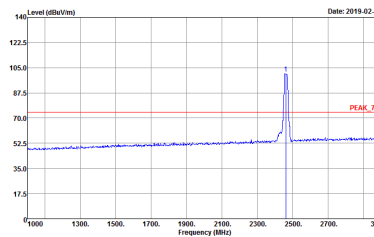
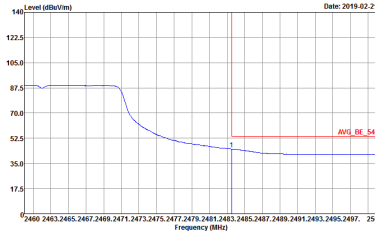
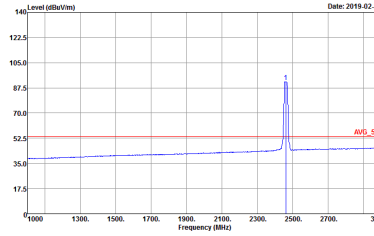


WIFI	2.4GHz 2400~2483.5MHz Band Edge @ 3m	
ANT	802.11n HT20 CH06 2437MHz - L	
1+2	Vertical	Fundamental
Peak	 <p>Date: 2019-02-22</p> <p>Site : 03CH13-HY Condition : PEAK_BE_74 3m HORN_91200_1241 VERTICAL RBW:1000.000KHz VBW:3000.000KHz SWT:Auto Detector : Peak Project : 802417-03 Mode : 30 Power : 0x1F</p>	 <p>Date: 2019-02-22</p> <p>Site : 03CH13-HY Condition : PEAK_74 3m HORN_91200_1241 VERTICAL RBW:1000.000KHz VBW:3000.000KHz SWT:Auto Detector : Peak Project : 802417-03 Mode : 30 Power : 0x1F</p>
Avg.	 <p>Date: 2019-02-22</p> <p>Site : 03CH13-HY Condition : AVG_BE_54 3m HORN_91200_1241 VERTICAL RBW:1000.000KHz VBW:0.010KHz SWT:Auto Detector : Peak Project : 802417-03 Mode : 30 Power : 0x1F</p>	 <p>Date: 2019-02-22</p> <p>Site : 03CH13-HY Condition : AVG_54 3m HORN_91200_1241 VERTICAL RBW:1000.000KHz VBW:0.010KHz SWT:Auto Detector : Peak Project : 802417-03 Mode : 30 Power : 0x1F</p>

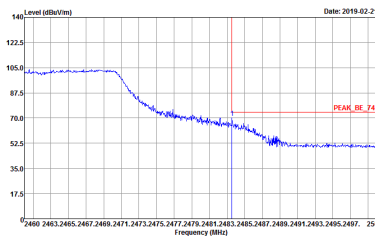
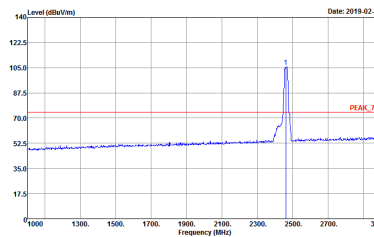
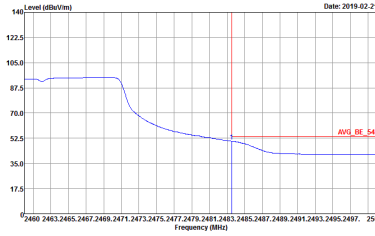
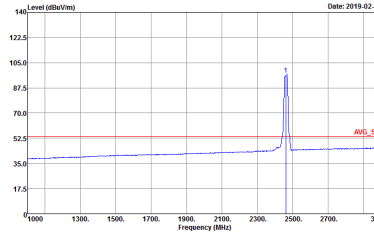


WIFI	2.4GHz 2400~2483.5MHz Band Edge @ 3m	
ANT	802.11n HT20 CH06 2437MHz - R	
1+2	Vertical	Fundamental
<p>Peak</p>	 <p>Site : 03CH13-HY Condition : PEAK_BE_74 3m HORN_9120D_1241 VERTICAL Detector : Peak Project : 802417-03 Mode : 30 Power : 0x1F</p>	<p>Left Blank</p>
<p>Avg.</p>	 <p>Site : 03CH13-HY Condition : AVG_BE_54 3m HORN_9120D_1241 VERTICAL Detector : Peak Project : 802417-03 Mode : 30 Power : 0x1F</p>	<p>Left Blank</p>

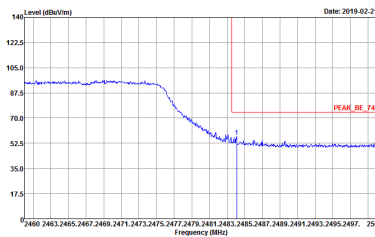
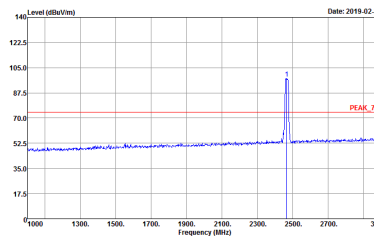
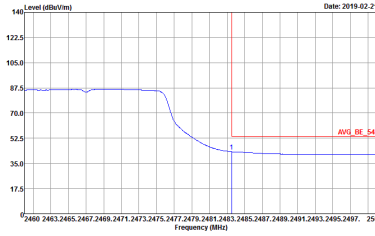
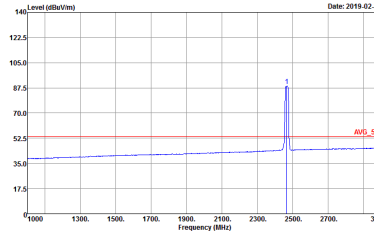


WIFI	2.4GHz 2400~2483.5MHz Band Edge @ 3m	
ANT	802.11n HT20 CH11 2462MHz	
1+2	Horizontal	Fundamental
<p>Peak</p>	 <p>Site : 03CH13-HY Condition : PEAK_BE_74 3m HORN_91200_1241 HORIZONTAL Detector : Peak Project : 802417-03 Mode : 31 Power : 0x1D</p>	 <p>Site : 03CH13-HY Condition : PEAK_74 3m HORN_91200_1241 HORIZONTAL Detector : Peak Project : 802417-03 Mode : 31 Power : 0x1D</p>
<p>Avg.</p>	 <p>Site : 03CH13-HY Condition : AVG_BE_54 3m HORN_91200_1241 HORIZONTAL Detector : Peak Project : 802417-03 Mode : 31 Power : 0x1D</p>	 <p>Site : 03CH13-HY Condition : AVG_54 3m HORN_91200_1241 HORIZONTAL Detector : Peak Project : 802417-03 Mode : 31 Power : 0x1D</p>

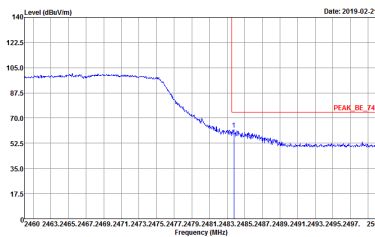
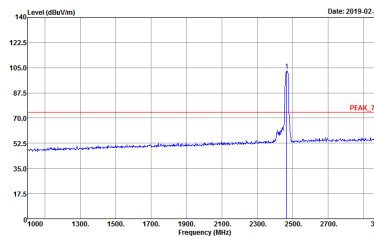
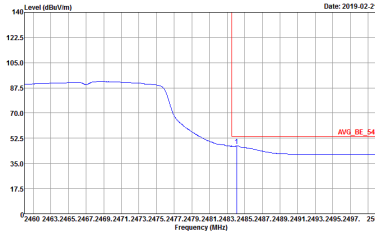
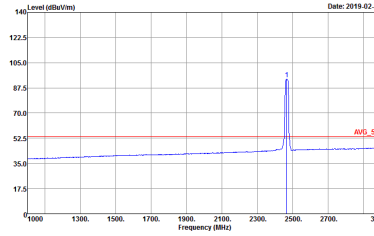


WIFI	2.4GHz 2400~2483.5MHz Fundamental @ 3m	
ANT	802.11n HT20 CH11 2462MHz	
1+2	Vertical	Fundamental
<p>Peak</p>	 <p>Site : 03CH13-HY Condition : PEAK_BE_74 3m HORN_91200_1241 VERTICAL Detector : Peak Project : 802417-03 Mode : 31 Power : 0x1D</p>	 <p>Site : 03CH13-HY Condition : PEAK_74 3m HORN_91200_1241 VERTICAL Detector : Peak Project : 802417-03 Mode : 31 Power : 0x1D</p>
<p>Avg.</p>	 <p>Site : 03CH13-HY Condition : AVG_BE_54 3m HORN_91200_1241 VERTICAL Detector : Peak Project : 802417-03 Mode : 31 Power : 0x1D</p>	 <p>Site : 03CH13-HY Condition : AVG_54 3m HORN_91200_1241 VERTICAL Detector : Peak Project : 802417-03 Mode : 31 Power : 0x1D</p>

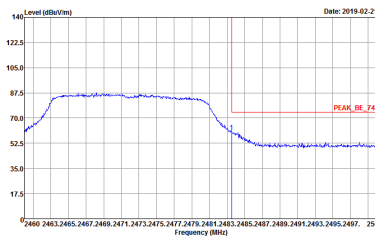
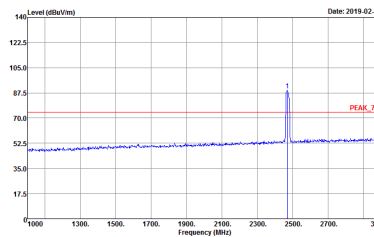
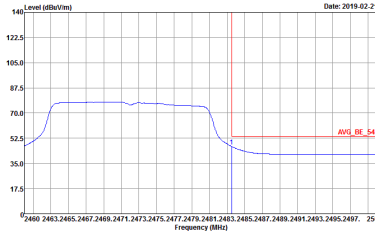
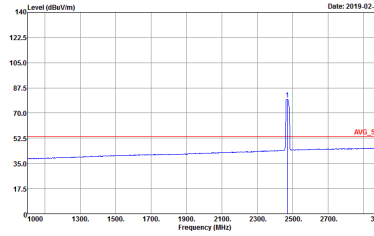


WIFI	2.4GHz 2400~2483.5MHz Band Edge @ 3m	
ANT	802.11n HT20 CH12 2467MHz	
1+2	Horizontal	Fundamental
<p>Peak</p>	 <p>Site : 03CH13-HY Condition : PEAK_BE_74 3m HORN_91200_1241 HORIZONTAL RBW:1000.000KHz VBW:3000.000KHz SWT:Auto Detector : Peak Project : 802417-03 Mode : 32 Power : 0x17</p>	 <p>Site : 03CH13-HY Condition : PEAK_74 3m HORN_91200_1241 HORIZONTAL RBW:1000.000KHz VBW:3000.000KHz SWT:Auto Detector : Peak Project : 802417-03 Mode : 32 Power : 0x17</p>
<p>Avg.</p>	 <p>Site : 03CH13-HY Condition : AVG_BE_54 3m HORN_91200_1241 HORIZONTAL RBW:1000.000KHz VBW:0.010KHz SWT:Auto Detector : Peak Project : 802417-03 Mode : 32 Power : 0x17</p>	 <p>Site : 03CH13-HY Condition : AVG_54 3m HORN_91200_1241 HORIZONTAL RBW:1000.000KHz VBW:0.010KHz SWT:Auto Detector : Peak Project : 802417-03 Mode : 32 Power : 0x17</p>

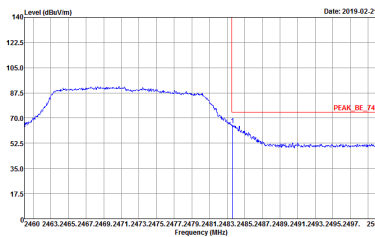
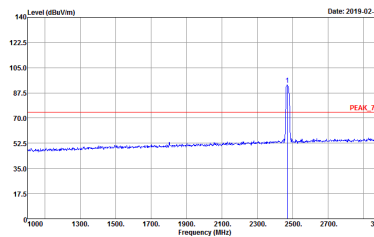
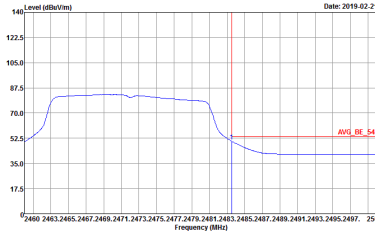
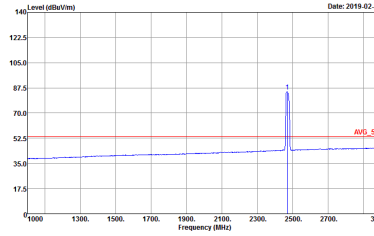


WIFI	2.4GHz 2400~2483.5MHz Band Edge @ 3m	
ANT	802.11n HT20 CH12 2467MHz	
1+2	Vertical	Fundamental
<p>Peak</p>	 <p>Date: 2019-02-21</p> <p>Site : 03CH13-HY Condition : PEAK_BE_74 3m HORN_91200_1241 VERTICAL Detector : Peak Project : 802417-03 Mode : 32 Power : 0x17</p>	 <p>Date: 2019-02-21</p> <p>Site : 03CH13-HY Condition : PEAK_74 3m HORN_91200_1241 VERTICAL Detector : Peak Project : 802417-03 Mode : 32 Power : 0x17</p>
<p>Avg.</p>	 <p>Date: 2019-02-21</p> <p>Site : 03CH13-HY Condition : AVG_BE_54 3m HORN_91200_1241 VERTICAL Detector : Peak Project : 802417-03 Mode : 32 Power : 0x17</p>	 <p>Date: 2019-02-21</p> <p>Site : 03CH13-HY Condition : AVG_54 3m HORN_91200_1241 VERTICAL Detector : Peak Project : 802417-03 Mode : 32 Power : 0x17</p>



WIFI	2.4GHz 2400~2483.5MHz Band Edge @ 3m	
ANT	802.11n HT20 CH13 2472MHz	
1+2	Horizontal	Fundamental
<p>Peak</p>	 <p>Date: 2019-02-21</p> <p>Site : 03CH13-HY Condition : PEAK_BE_74 3m HORN_91200_1241 HORIZONTAL RBW:1000.000KHz VBW:3000.000KHz SWT:Auto Detector : Peak Project : 802417-03 Mode : 33 Power : 0x04</p>	 <p>Date: 2019-02-21</p> <p>Site : 03CH13-HY Condition : PEAK_74 3m HORN_91200_1241 HORIZONTAL RBW:1000.000KHz VBW:3000.000KHz SWT:Auto Detector : Peak Project : 802417-03 Mode : 33 Power : 0x04</p>
<p>Avg.</p>	 <p>Date: 2019-02-21</p> <p>Site : 03CH13-HY Condition : AVG_BE_54 3m HORN_91200_1241 HORIZONTAL RBW:1000.000KHz VBW:0.010KHz SWT:Auto Detector : Peak Project : 802417-03 Mode : 33 Power : 0x04</p>	 <p>Date: 2019-02-21</p> <p>Site : 03CH13-HY Condition : AVG_54 3m HORN_91200_1241 HORIZONTAL RBW:1000.000KHz VBW:0.010KHz SWT:Auto Detector : Peak Project : 802417-03 Mode : 33 Power : 0x04</p>



WIFI	2.4GHz 2400~2483.5MHz Band Edge @ 3m	
ANT	802.11n HT20 CH13 2472MHz	
1+2	Vertical	Fundamental
<p>Peak</p>	 <p>Date: 2019-02-21</p> <p>Site : 03CH13-HY Condition : PEAK_BE_74 3m HORN_91200_1241 VERTICAL Detector : Peak Project : 802417-03 Mode : 33 Power : 0x04</p>	 <p>Date: 2019-02-21</p> <p>Site : 03CH13-HY Condition : PEAK_74 3m HORN_91200_1241 VERTICAL Detector : Peak Project : 802417-03 Mode : 33 Power : 0x04</p>
<p>Avg.</p>	 <p>Date: 2019-02-21</p> <p>Site : 03CH13-HY Condition : AVG_BE_54 3m HORN_91200_1241 VERTICAL Detector : Peak Project : 802417-03 Mode : 33 Power : 0x04</p>	 <p>Date: 2019-02-21</p> <p>Site : 03CH13-HY Condition : AVG_54 3m HORN_91200_1241 VERTICAL Detector : Peak Project : 802417-03 Mode : 33 Power : 0x04</p>



2.4GHz 2400~2483.5MHz

WIFI 802.11b (Harmonic @ 3m)

WIFI	2.4GHz 2400~2483.5MHz Harmonic @ 3m	
ANT	802.11b CH01 2412MHz	
1+2	Horizontal	Vertical
Peak Avg.	<p>Site : 03CH13-HY Condition : PEAK_74 3m HORN_91200_1241 HORIZONTAL Detector : Peak Project : 802417-03 Mode : 19 Power : 0x1E</p>	<p>Site : 03CH13-HY Condition : PEAK_74 3m HORN_91200_1241 VERTICAL Detector : Peak Project : 802417-03 Mode : 19 Power : 0x1E</p>



WIFI	2.4GHz 2400~2483.5MHz Harmonic @ 3m	
ANT	802.11b CH06 2437MHz	
1+2	Horizontal	Vertical
Peak Avg.	<p>Site : 03CH13-11Y Condition : PEAK_74 3m HORN_9120D_1241 HORIZONTAL Detector : Peak Project : 802417-03 Mode : Z0 Power : 0x1F</p>	<p>Site : 03CH13-11Y Condition : PEAK_74 3m HORN_9120D_1241 VERTICAL Detector : Peak Project : 802417-03 Mode : Z0 Power : 0x1F</p>

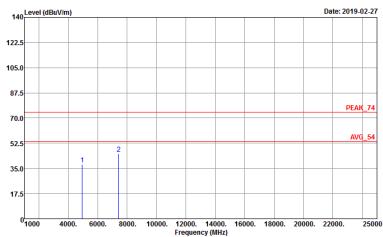
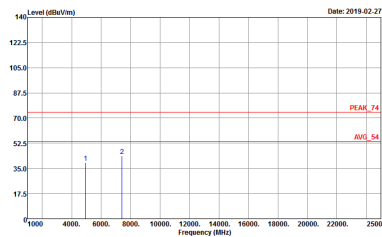


WIFI	2.4GHz 2400~2483.5MHz Harmonic @ 3m	
ANT	802.11b CH11 2462MHz	
1+2	Horizontal	Vertical
Peak Avg.	<p>Site : 03CH13-11Y Condition : PEAK_74 3m HORN_9120D_1241 HORIZONTAL Detector : Peak Project : 802417-03 Mode : Z1 Power : 0x1E</p>	<p>Site : 03CH13-11Y Condition : PEAK_74 3m HORN_9120D_1241 VERTICAL Detector : Peak Project : 802417-03 Mode : Z1 Power : 0x1E</p>



WIFI	2.4GHz 2400~2483.5MHz Harmonic @ 3m	
ANT	802.11b CH12 2467MHz	
1+2	Horizontal	Vertical
Peak Avg.	<p>Site : 03CH13-11Y Condition : PEAK_74 3m HORN_9120D_1241 HORIZONTAL Detector : Peak Project : 802417-03 Mode : Z2 Power : 0x1E</p>	<p>Site : 03CH13-11Y Condition : PEAK_74 3m HORN_9120D_1241 VERTICAL Detector : Peak Project : 802417-03 Mode : Z2 Power : 0x1E</p>



WIFI	2.4GHz 2400~2483.5MHz Harmonic @ 3m	
ANT	802.11b CH13 2472MHz	
1+2	Horizontal	Vertical
<p>Peak</p> <p>Avg.</p>	 <p>Site : 03CH13-11Y Condition : PEAK_74 3m HORN_9120D_1241 HORIZONTAL Detector : Peak Project : 802417-03 Mode : 23 Power : 0x19</p>	 <p>Site : 03CH13-11Y Condition : PEAK_74 3m HORN_9120D_1241 VERTICAL Detector : Peak Project : 802417-03 Mode : 23 Power : 0x19</p>



2.4GHz 2400~2483.5MHz
WIFI 802.11g (Harmonic @ 3m)

WIFI	2.4GHz 2400~2483.5MHz Harmonic @ 3m	
ANT	802.11g CH01 2412MHz	
1+2	Horizontal	Vertical
Peak Avg.	<p>Site : 03CH13-HY Condition : PEAK_74 3m HORN_91200_1241 HORIZONTAL Detector : Peak Project : 802417-03 Mode : 24 Power : 0x17</p>	<p>Site : 03CH13-HY Condition : PEAK_74 3m HORN_91200_1241 VERTICAL Detector : Peak Project : 802417-03 Mode : 24 Power : 0x17</p>



WIFI	2.4GHz 2400~2483.5MHz Harmonic @ 3m	
ANT	802.11g CH06 2437MHz	
1+2	Horizontal	Vertical
Peak Avg.	<p>Site : 03CH13-11Y Condition : PEAK_74 3m HORN_9120D_1241 HORIZONTAL Detector : Peak Project : 802417-03 Mode : 25 Power : 0x1F</p>	<p>Site : 03CH13-11Y Condition : PEAK_74 3m HORN_9120D_1241 VERTICAL Detector : Peak Project : 802417-03 Mode : 25 Power : 0x1F</p>

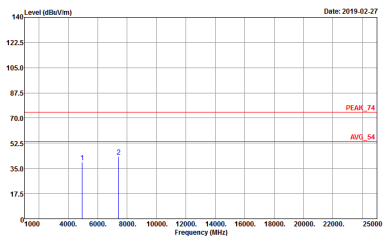
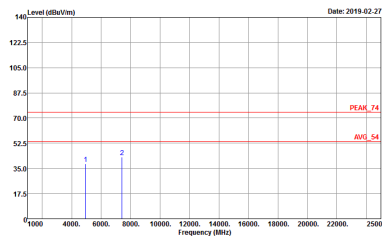


WIFI	2.4GHz 2400~2483.5MHz Harmonic @ 3m	
ANT	802.11g CH11 2462MHz	
1+2	Horizontal	Vertical
Peak Avg.	<p>Site : 03CH13-11Y Condition : PEAK_74 3m HORN_9120D_1241 HORIZONTAL Detector : Peak Project : 802417-03 Mode : Z6 Power : 0x1E</p>	<p>Site : 03CH13-11Y Condition : PEAK_74 3m HORN_9120D_1241 VERTICAL Detector : Peak Project : 802417-03 Mode : Z6 Power : 0x1E</p>



WIFI	2.4GHz 2400~2483.5MHz Harmonic @ 3m	
ANT	802.11g CH12 2467MHz	
1+2	Horizontal	Vertical
<p>Peak</p> <p>Avg.</p>		



WIFI	2.4GHz 2400~2483.5MHz Harmonic @ 3m	
ANT	802.11g CH13 2472MHz	
1+2	Horizontal	Vertical
<p>Peak</p> <p>Avg.</p>	 <p>Site : 03CH13-11Y Condition : PEAK_74 3m HORN_9120D_1241 HORIZONTAL Detector : Peak Project : 802417-03 Mode : ZB Power : 0x0A</p>	 <p>Site : 03CH13-11Y Condition : PEAK_74 3m HORN_9120D_1241 VERTICAL Detector : Peak Project : 802417-03 Mode : ZB Power : 0x0A</p>



2.4GHz 2400~2483.5MHz
WIFI 802.11n HT20 (Harmonic @ 3m)

WIFI	2.4GHz 2400~2483.5MHz Harmonic @ 3m	
ANT	802.11n HT20 CH01 2412MHz	
1+2	Horizontal	Vertical
Peak Avg.	<p>Site : 03CH13-HY Condition : PEAK_74 3m HORN_91200_1241 HORIZONTAL Detector : Peak Project : 802417-03 Mode : 29 Power : 0x09</p>	<p>Site : 03CH13-HY Condition : PEAK_74 3m HORN_91200_1241 VERTICAL Detector : Peak Project : 802417-03 Mode : 29 Power : 0x09</p>



WIFI	2.4GHz 2400~2483.5MHz Harmonic @ 3m	
ANT	802.11n HT20 CH06 2437MHz	
1+2	Horizontal	Vertical
Peak Avg.	<p>Site : 03CH13-11Y Condition : PEAK_74 3m HORN_9120D_1241 HORIZONTAL Detector : Peak Project : 802417-03 Mode : 30 Power : 0x1F</p>	<p>Site : 03CH13-11Y Condition : PEAK_74 3m HORN_9120D_1241 VERTICAL Detector : Peak Project : 802417-03 Mode : 30 Power : 0x1F</p>



WIFI	2.4GHz 2400~2483.5MHz Harmonic @ 3m	
ANT	802.11n HT20 CH11 2462MHz	
1+2	Horizontal	Vertical
Peak Avg.	<p>Site : 03CH13-11Y Condition : PEAK_74 3m HORN_9120D_1241 HORIZONTAL Detector : Peak Project : 802417-03 Mode : 31 Power : 0x1D</p>	<p>Site : 03CH13-11Y Condition : PEAK_74 3m HORN_9120D_1241 VERTICAL Detector : Peak Project : 802417-03 Mode : 31 Power : 0x1D</p>



WIFI	2.4GHz 2400~2483.5MHz Harmonic @ 3m	
ANT	802.11n HT20 CH12 2462MHz	
1+2	Horizontal	Vertical
Peak Avg.	<p>Site : 03CH13-11Y Condition : PEAK_74 3m HORN_9120D_1241 HORIZONTAL Detector : Peak Project : 802417-03 Mode : 32 Power : 0x17</p>	<p>Site : 03CH13-11Y Condition : PEAK_74 3m HORN_9120D_1241 VERTICAL Detector : Peak Project : 802417-03 Mode : 32 Power : 0x17</p>



WIFI	2.4GHz 2400~2483.5MHz Harmonic @ 3m	
ANT	802.11n HT20 CH13 2472MHz	
1+2	Horizontal	Vertical
Peak Avg.	<p>Site : 03CH13-11Y Condition : PEAK_74 3m HORN_9120D_1241 HORIZONTAL Detector : Peak Project : 802417-03 Mode : 33 Power : 0x04</p>	<p>Site : 03CH13-11Y Condition : PEAK_74 3m HORN_9120D_1241 VERTICAL Detector : Peak Project : 802417-03 Mode : 33 Power : 0x04</p>



Emission below 1GHz
2.4GHz WIFI 802.11g (LF)

WIFI	2.4GHz 2400~2483.5MHz	
ANT	802.11g LF	
1+2	Horizontal	Vertical
QP / Peak	<p>Site : 03CH13-HY Condition : QP 3m B1LOG_37059A01 HORIZONTAL Detector : Peak Project : 802417-03 Mode : 34</p>	<p>Site : 03CH13-HY Condition : QP 3m B1LOG_37059A01 VERTICAL Detector : Peak Project : 802417-03 Mode : 34</p>



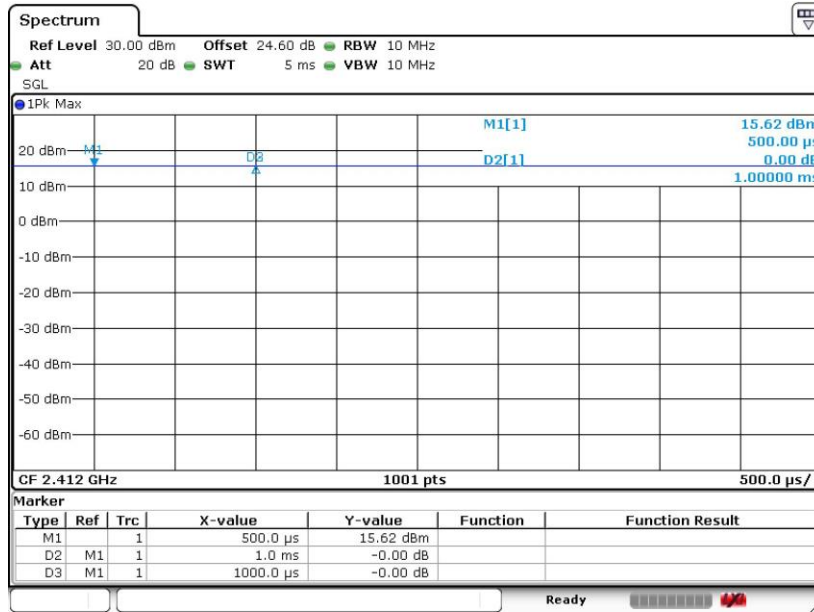
Appendix E. Duty Cycle Plots

Antenna	Band	Duty Cycle(%)	T(us)	1/T(kHz)	VBW Setting	Duty Factor(dB)
1	802.11b	100.00	-	-	10Hz	0.00
2	802.11b	100.00	-	-	10Hz	0.00
1+2	802.11b for Ant. 1	100.00	-	-	10Hz	0.00
1+2	802.11b for Ant. 2	100.00	-	-	10Hz	0.00
1	802.11g	98.26	-	-	10Hz	0.08
2	802.11g	98.36	-	-	10Hz	0.07
1+2	802.11g for Ant. 1	98.35	-	-	10Hz	0.07
1+2	802.11g for Ant. 2	98.35	-	-	10Hz	0.07
1	2.4GHz 802.11n HT20	99.00	-	-	10Hz	0.04
2	2.4GHz 802.11n HT20	99.40	-	-	10Hz	0.03
1+2	2.4GHz 802.11n HT20 for Ant. 1	98.98	-	-	10Hz	0.04
1+2	2.4GHz 802.11n HT20 for Ant. 2	98.35	-	-	10Hz	0.07



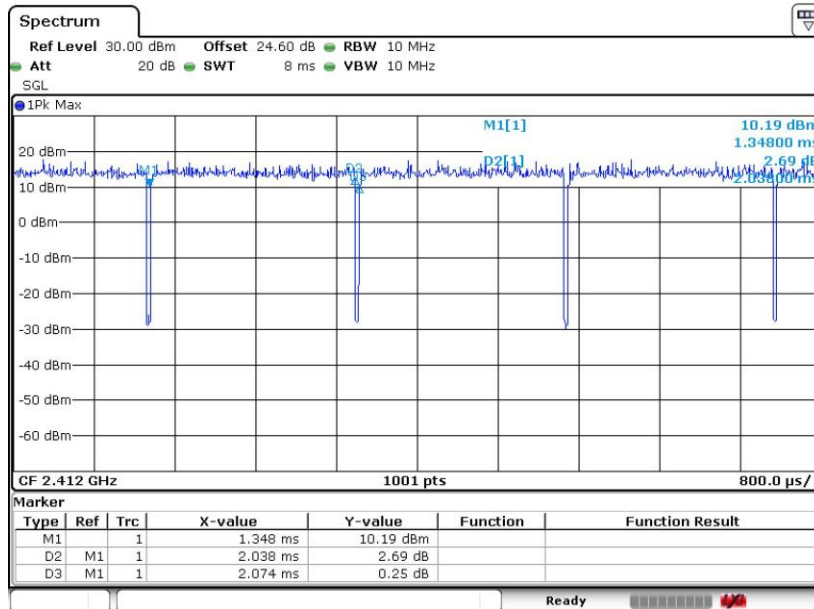
<Ant. 1>

802.11b



Date: 1.FEB.2019 00:46:04

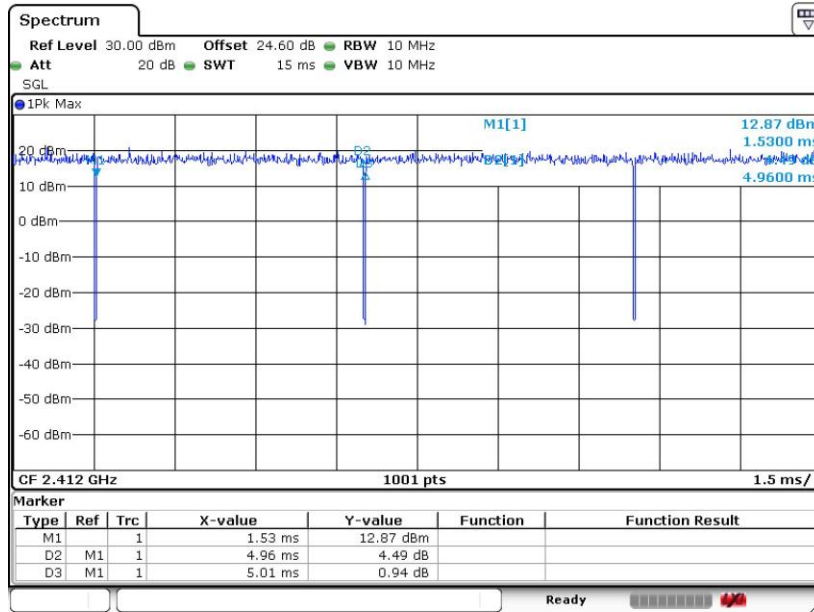
802.11g



Date: 1.FEB.2019 01:20:14



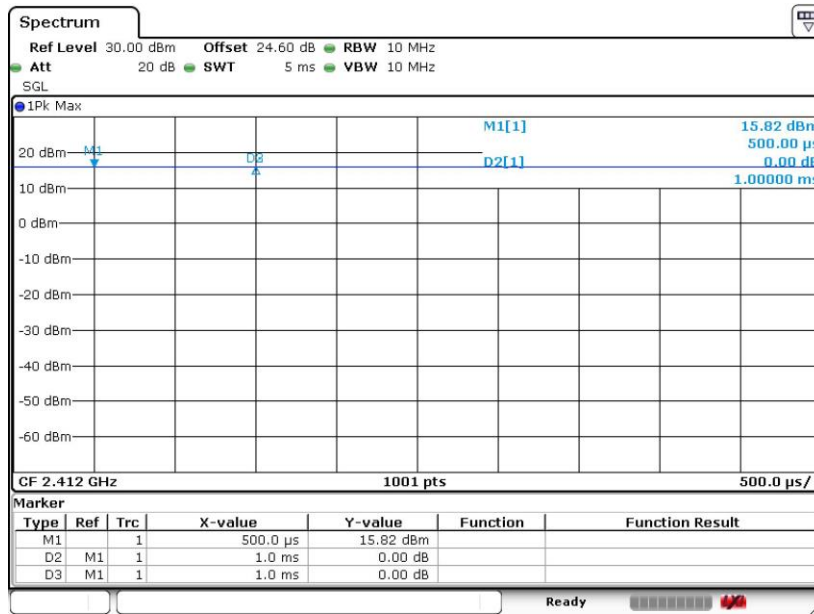
802.11n HT20



Date: 1.FEB.2019 22:12:46

<Ant. 2>

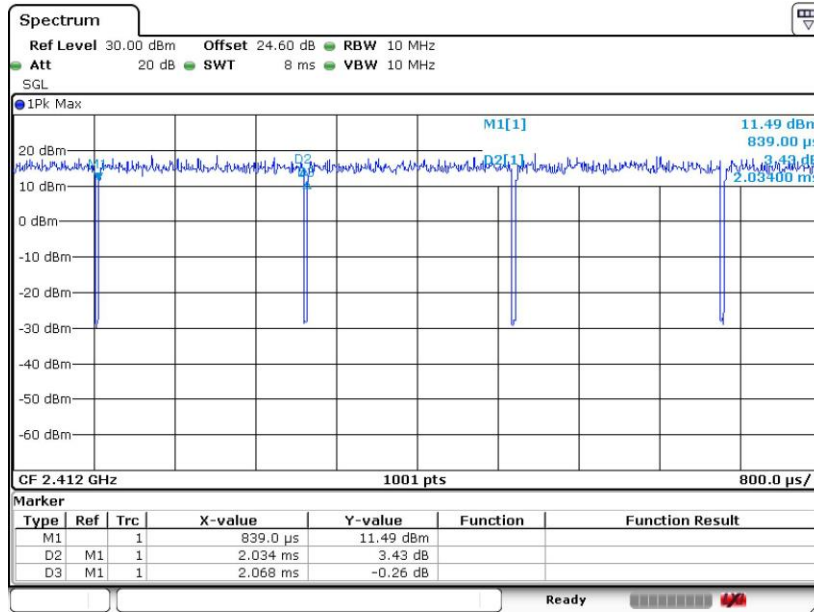
802.11b



Date: 1.FEB.2019 01:04:45

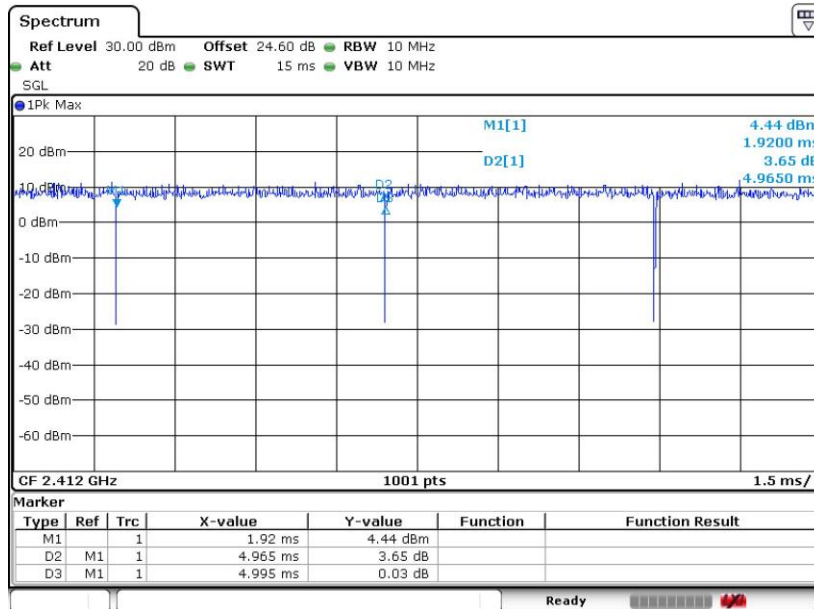


802.11g



Date: 1.FEB.2019 21:48:43

802.11n HT20

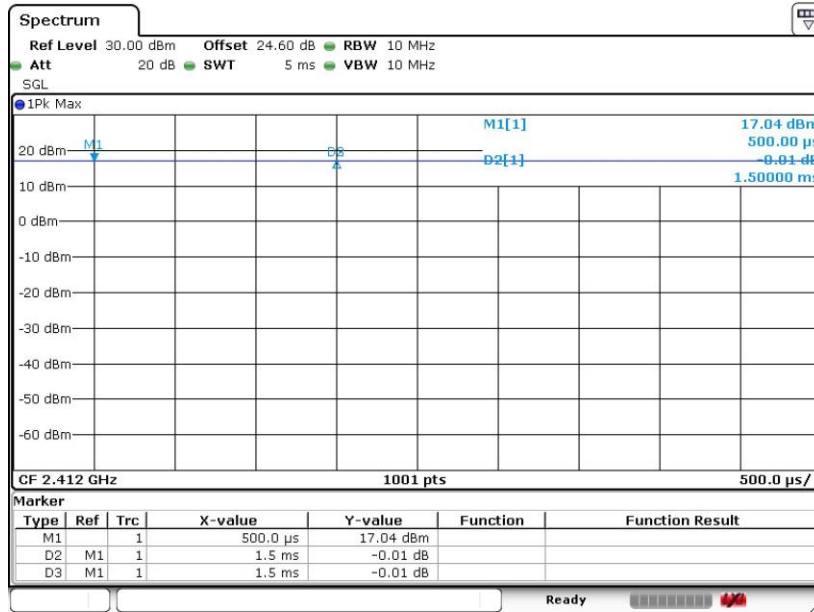


Date: 1.FEB.2019 22:24:29



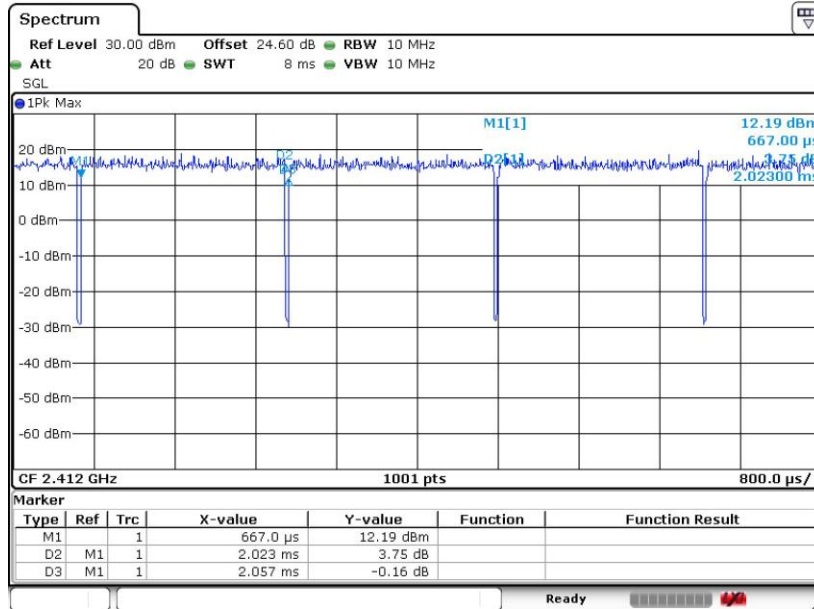
MIMO <Ant. 1>

802.11b



Date: 6.FEB.2019 18:35:07

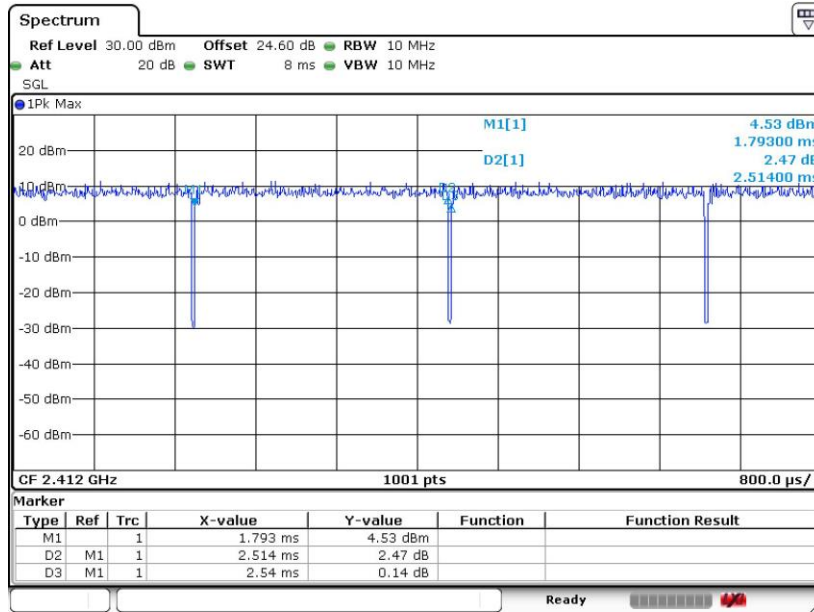
802.11g



Date: 6.FEB.2019 18:59:59



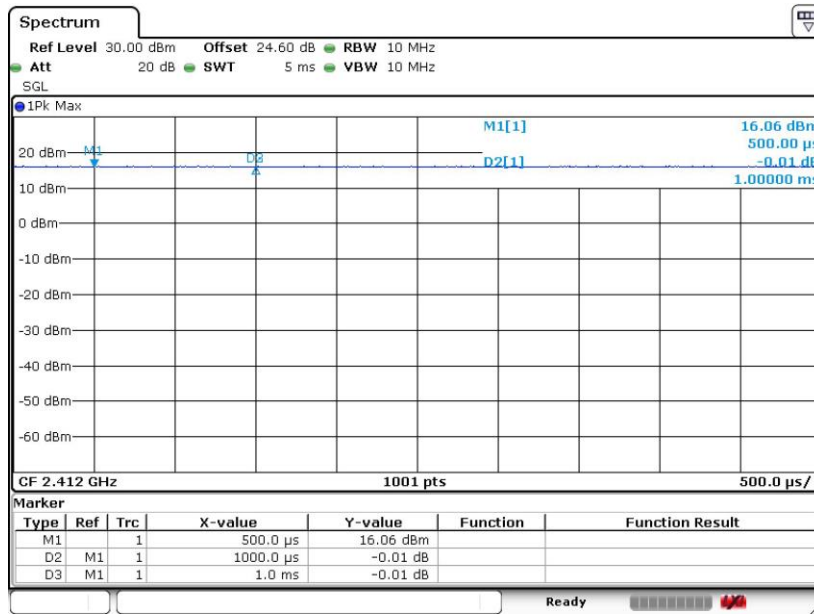
802.11n HT20



Date: 6.FEB.2019 19:54:25

MIMO <Ant. 2>

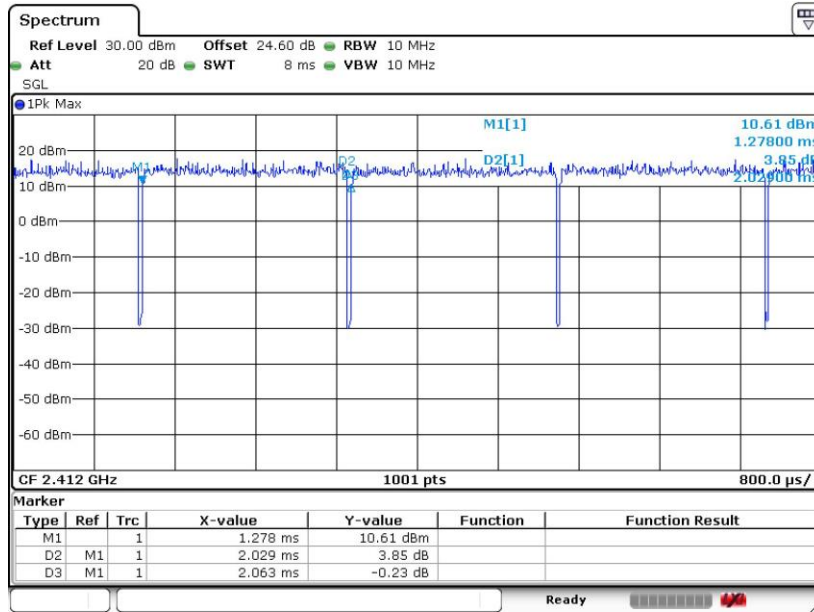
802.11b



Date: 6.FEB.2019 18:36:33

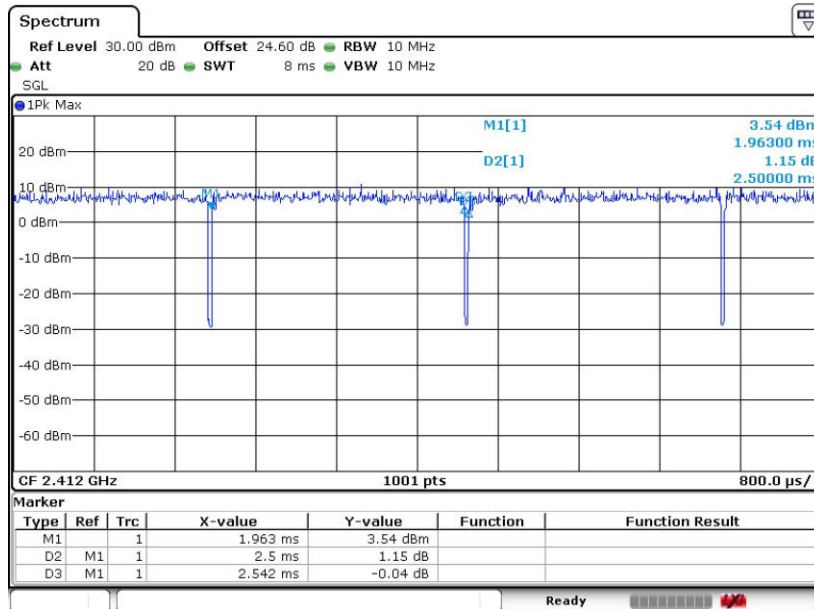


802.11g



Date: 6.FEB.2019 19:02:20

802.11n HT20



Date: 6.FEB.2019 19:56:06

————THE END————