

### GSM850 4 slots Main Ant 1

Frequency: 836.6 MHz; Duty Cycle: 1:1.99986; Room Ambient Temperature: 24.0°C; Liquid Temperature: 23.0°C  
 Medium parameters used (interpolated):  $f = 836.6$  MHz;  $\sigma = 0.899$  S/m;  $\epsilon_r = 39.713$ ;  $\rho = 1000$  kg/m<sup>3</sup>

DASY5 Configuration:

- Area Scan Setting: Find Secondary Maximum Within: 2.0 dB and with a peak SAR value greater than 0.0012W/kg
- Electronics: DAE4ip Sn1619; Calibrated: 04/20/2021
- Probe: EX3DV4 - SN7335; ConvF(9.52, 9.52, 9.52) @ 836.6 MHz; Calibrated: 01/20/2022
- Sensor-Surface: 1.4mm (Mechanical Surface Detection)
- Phantom: Twin-SAM V8.0 (20deg probe tilt); Type: QD 000 P41 Ax; Serial: xxxx

### RHS/Touch\_GPRS 4 slots\_ch 190/Area Scan (7x13x1): Measurement grid: dx=15mm, dy=15mm

[Info: Interpolated medium parameters used for SAR evaluation.](#)

Maximum value of SAR (measured) = 0.147 W/kg

### RHS/Touch\_GPRS 4 slots\_ch 190/Zoom Scan (5x5x7)/Cube 0: Measurement grid: dx=8mm, dy=8mm, dz=5mm

Reference Value = 12.66 V/m; Power Drift = 0.04 dB

Peak SAR (extrapolated) = 0.165 W/kg

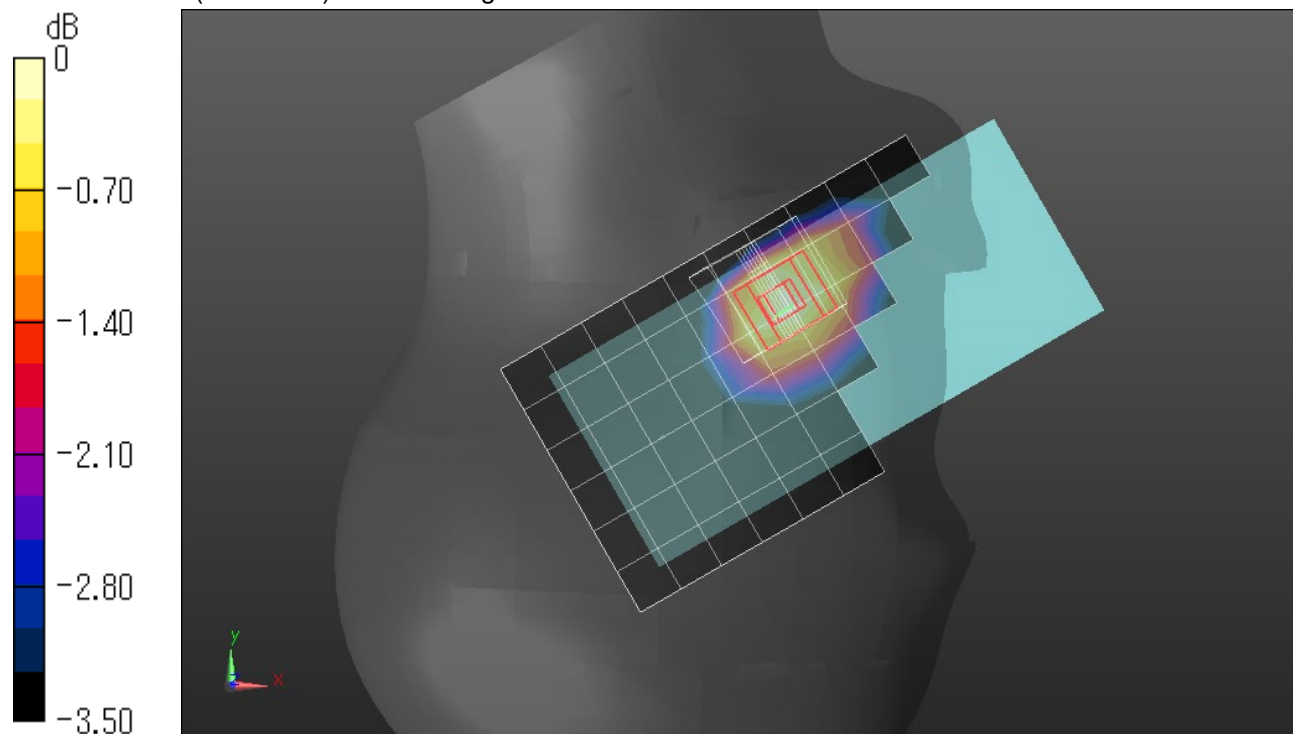
**SAR(1 g) = 0.130 W/kg; SAR(10 g) = 0.099 W/kg**

Smallest distance from peaks to all points 3 dB below = 18.3 mm

Ratio of SAR at M2 to SAR at M1 = 81.9%

[Info: Interpolated medium parameters used for SAR evaluation.](#)

Maximum value of SAR (measured) = 0.149 W/kg



0 dB = 0.149 W/kg = -8.27 dBW/kg

### GSM850 DTM Main Ant 1

Frequency: 836.6 MHz; Duty Cycle: 1:4.00037; Room Ambient Temperature: 24.0°C; Liquid Temperature: 23.0°C  
 Medium parameters used (interpolated):  $f = 836.6$  MHz;  $\sigma = 0.899$  S/m;  $\epsilon_r = 39.713$ ;  $\rho = 1000$  kg/m<sup>3</sup>

DASY5 Configuration:

- Area Scan Setting: Find Secondary Maximum Within: 2.0 dB and with a peak SAR value greater than 0.0012W/kg
- Electronics: DAE4ip Sn1619; Calibrated: 04/20/2021
- Probe: EX3DV4 - SN7335; ConvF(9.52, 9.52, 9.52) @ 836.6 MHz; Calibrated: 01/20/2022
- Sensor-Surface: 1.4mm (Mechanical Surface Detection)
- Phantom: Twin-SAM V8.0 (20deg probe tilt); Type: QD 000 P41 Ax; Serial: xxxx

**Rear/DMT CS + 1 PS slot\_ch 190\_10mm/Area Scan (8x14x1):** Measurement grid: dx=15mm, dy=15mm

[Info: Interpolated medium parameters used for SAR evaluation.](#)

Maximum value of SAR (measured) = 0.663 W/kg

**Rear/DMT CS + 1 PS slot\_ch 190\_10mm/Zoom Scan (5x5x7)/Cube 0:** Measurement grid: dx=8mm, dy=8mm, dz=5mm

Reference Value = 27.89 V/m; Power Drift = -0.03 dB

Peak SAR (extrapolated) = 1.14 W/kg

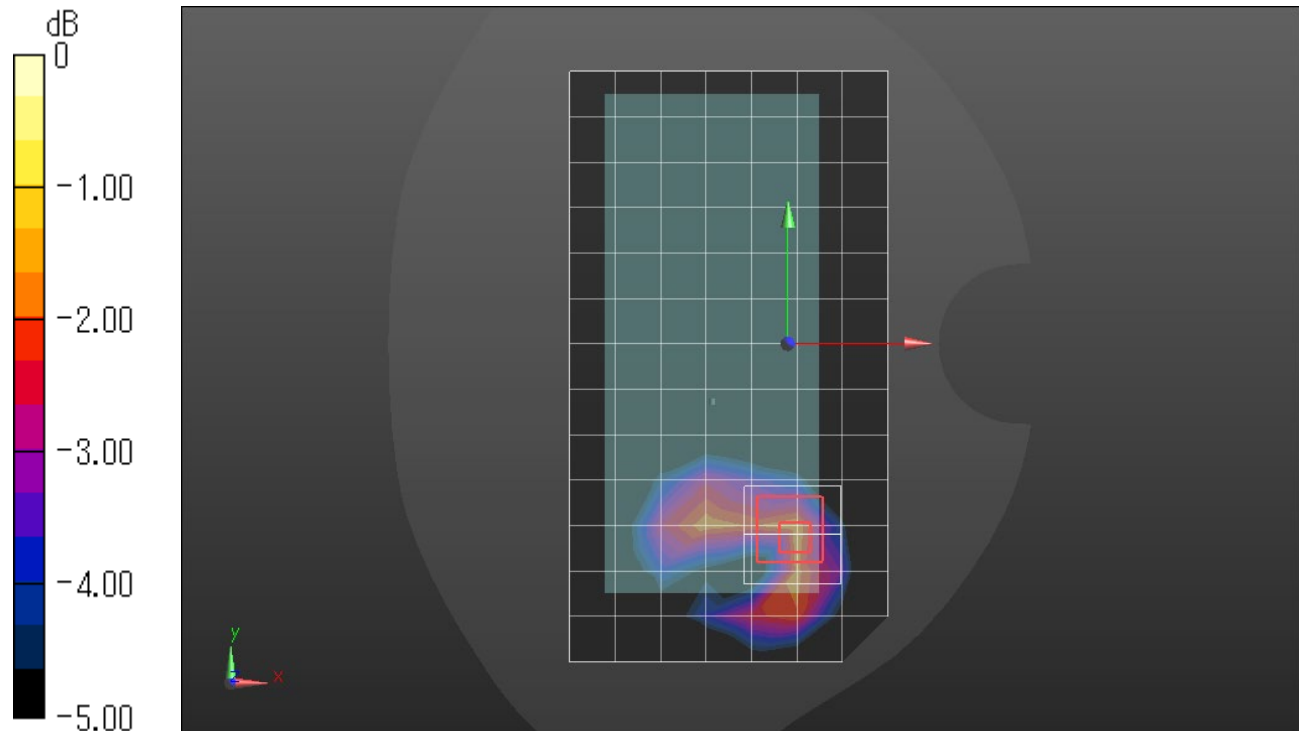
**SAR(1 g) = 0.668 W/kg; SAR(10 g) = 0.402 W/kg**

Smallest distance from peaks to all points 3 dB below = 15.1 mm

Ratio of SAR at M2 to SAR at M1 = 59.5%

[Info: Interpolated medium parameters used for SAR evaluation.](#)

Maximum value of SAR (measured) = 0.960 W/kg



0 dB = 0.960 W/kg = -0.18 dBW/kg

### GSM1900 4 Slots Main Ant 2

Frequency: 1880 MHz; Duty Cycle: 1:1.99986; Room Ambient Temperature: 24.0°C; Liquid Temperature: 23.0°C  
 Medium parameters used:  $f = 1880 \text{ MHz}$ ;  $\sigma = 1.426 \text{ S/m}$ ;  $\epsilon_r = 39.328$ ;  $\rho = 1000 \text{ kg/m}^3$

DASY5 Configuration:

- Area Scan Setting: Find Secondary Maximum Within: 2.0 dB and with a peak SAR value greater than 0.0012W/kg
- Electronics: DAE4 Sn1239; Calibrated: 8/11/2021
- Probe: EX3DV4 - SN7656; ConvF(8.83, 8.83, 8.83) @ 1880 MHz; Calibrated: 6/1/2021
- Sensor-Surface: 1.4mm (Mechanical Surface Detection)
- Phantom: SAM with CRP (Wi-Fi 5 GHz); Type: QD000P40CD; Serial: TP:xxxx

**RHS/Touch\_GPRS 4 slots\_ch 661/Area Scan (8x13x1):** Measurement grid: dx=15mm, dy=15mm  
 Maximum value of SAR (measured) = 0.0348 W/kg

**RHS/Touch\_GPRS 4 slots\_ch 661/Zoom Scan (5x5x7)/Cube 0:** Measurement grid: dx=8mm, dy=8mm, dz=5mm

Reference Value = 5.009 V/m; Power Drift = -0.16 dB

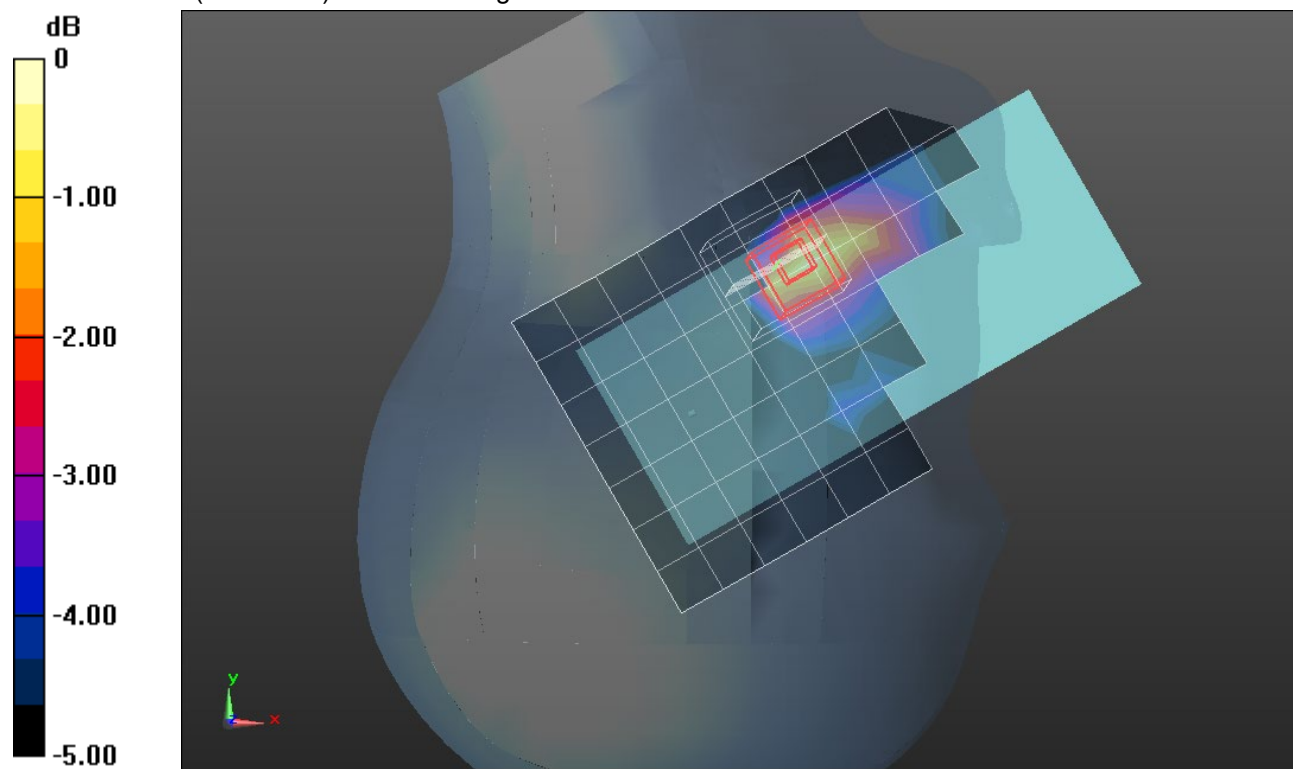
Peak SAR (extrapolated) = 0.0470 W/kg

**SAR(1 g) = 0.027 W/kg; SAR(10 g) = 0.017 W/kg**

Smallest distance from peaks to all points 3 dB below: Larger than measurement grid

Ratio of SAR at M2 to SAR at M1 = 57%

Maximum value of SAR (measured) = 0.0381 W/kg



0 dB = 0.0381 W/kg = -14.19 dBW/kg

### GSM1900 4 Slots Main Ant 2

Frequency: 1880 MHz; Duty Cycle: 1:1.99986; Room Ambient Temperature: 24.0°C; Liquid Temperature: 23.0°C  
 Medium parameters used:  $f = 1880$  MHz;  $\sigma = 1.426$  S/m;  $\epsilon_r = 39.328$ ;  $\rho = 1000$  kg/m<sup>3</sup>

DASY5 Configuration:

- Area Scan Setting: Find Secondary Maximum Within: 2.0 dB and with a peak SAR value greater than 0.0012W/kg
- Electronics: DAE4 Sn1239; Calibrated: 8/11/2021
- Probe: EX3DV4 - SN7656; ConvF(8.83, 8.83, 8.83) @ 1880 MHz; Calibrated: 6/1/2021
- Sensor-Surface: 1.4mm (Mechanical Surface Detection)
- Phantom: SAM with CRP (Wi-Fi 5 GHz); Type: QD000P40CD; Serial: TP:xxxx

**Front/GPRS 4 slots\_ch 661/Area Scan (8x14x1):** Measurement grid: dx=15mm, dy=15mm  
 Maximum value of SAR (measured) = 0.210 W/kg

**Front/GPRS 4 slots\_ch 661/Zoom Scan (5x5x7)/Cube 0:** Measurement grid: dx=8mm, dy=8mm, dz=5mm

Reference Value = 11.43 V/m; Power Drift = -0.12 dB

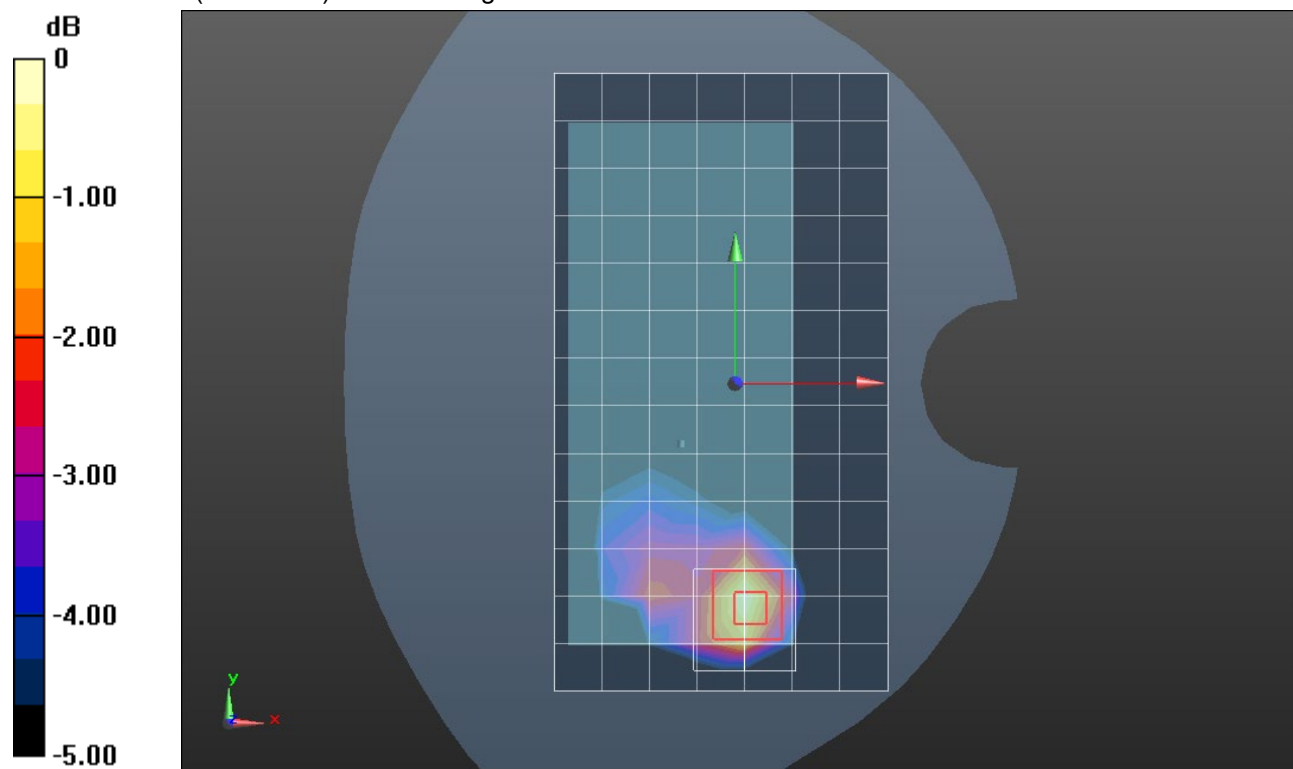
Peak SAR (extrapolated) = 0.270 W/kg

**SAR(1 g) = 0.150 W/kg; SAR(10 g) = 0.083 W/kg**

Smallest distance from peaks to all points 3 dB below = 12.2 mm

Ratio of SAR at M2 to SAR at M1 = 56.6%

Maximum value of SAR (measured) = 0.219 W/kg



0 dB = 0.219 W/kg = -6.60 dBW/kg

## GSM1900 4 Slots Main Ant 2

Frequency: 1880 MHz; Duty Cycle: 1:1.99986; Room Ambient Temperature: 24.0°C; Liquid Temperature: 23.0°C  
 Medium parameters used:  $f = 1880 \text{ MHz}$ ;  $\sigma = 1.426 \text{ S/m}$ ;  $\epsilon_r = 39.328$ ;  $\rho = 1000 \text{ kg/m}^3$

DASY5 Configuration:

- Area Scan Setting: Find Secondary Maximum Within: 2.0 dB and with a peak SAR value greater than 0.0012W/kg
- Electronics: DAE4 Sn1239; Calibrated: 8/11/2021
- Probe: EX3DV4 - SN7656; ConvF(8.83, 8.83, 8.83) @ 1880 MHz; Calibrated: 6/1/2021
- Sensor-Surface: 1.4mm (Mechanical Surface Detection)
- Phantom: SAM with CRP (Wi-Fi 5 GHz); Type: QD000P40CD; Serial: TP:xxxx

**Edge 3/GPRS 4 slots\_ch 661/Area Scan (4x8x1):** Measurement grid:  $dx=15\text{mm}$ ,  $dy=15\text{mm}$

Maximum value of SAR (measured) = 0.226 W/kg

**Edge 3/GPRS 4 slots\_ch 661/Zoom Scan (5x5x7)/Cube 0:** Measurement grid:  $dx=8\text{mm}$ ,  $dy=8\text{mm}$ ,  $dz=5\text{mm}$

Reference Value = 11.76 V/m; Power Drift = -0.12 dB

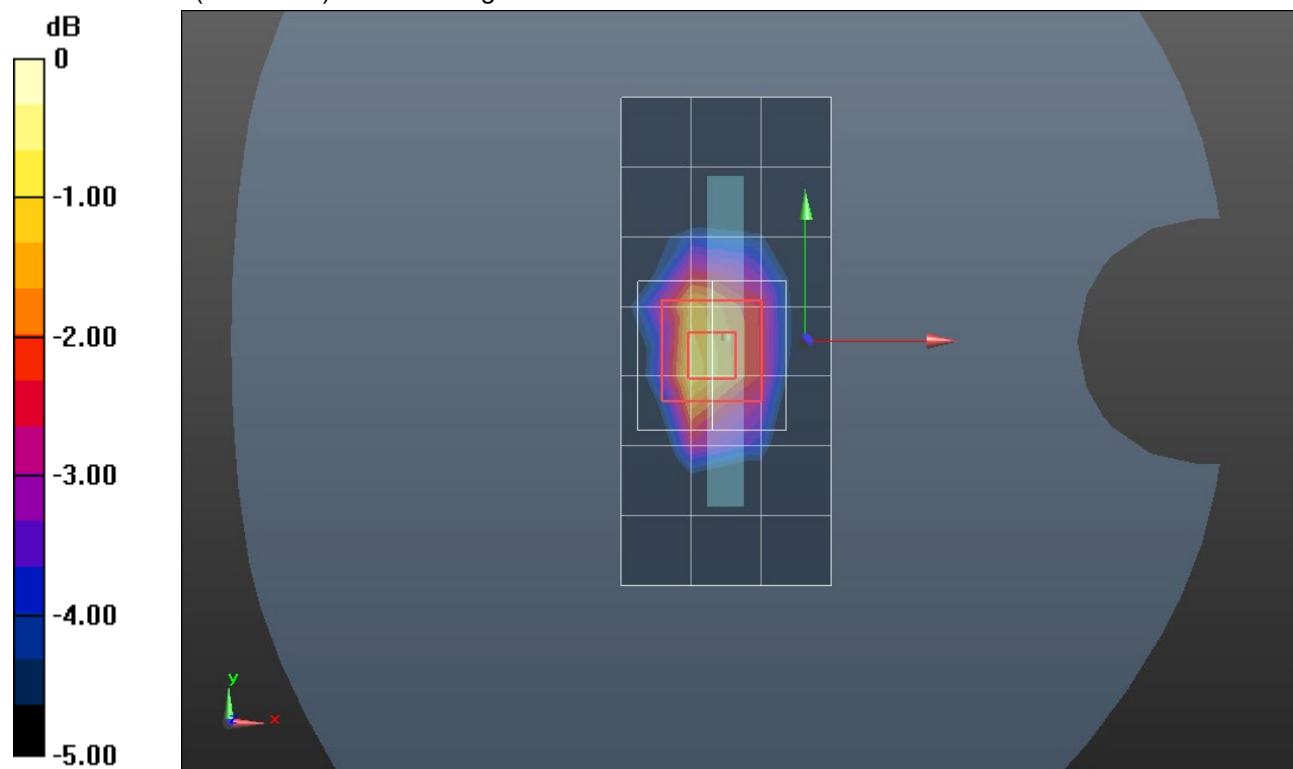
Peak SAR (extrapolated) = 0.315 W/kg

**SAR(1 g) = 0.175 W/kg; SAR(10 g) = 0.097 W/kg**

Smallest distance from peaks to all points 3 dB below = 12.2 mm

Ratio of SAR at M2 to SAR at M1 = 55.9%

Maximum value of SAR (measured) = 0.265 W/kg



0 dB = 0.265 W/kg = -5.77 dBW/kg

### W-CDMA Band V Main Ant 1

Frequency: 836.6 MHz; Duty Cycle: 1:1; Room Ambient Temperature: 24.0°C; Liquid Temperature: 23.0°C  
 Medium parameters used (interpolated):  $f = 836.6$  MHz;  $\sigma = 0.899$  S/m;  $\epsilon_r = 39.713$ ;  $\rho = 1000$  kg/m<sup>3</sup>

DASY5 Configuration:

- Area Scan Setting: Find Secondary Maximum Within: 2.0 dB and with a peak SAR value greater than 0.0012W/kg
- Electronics: DAE4ip Sn1619; Calibrated: 04/20/2021
- Probe: EX3DV4 - SN7335; ConvF(9.52, 9.52, 9.52) @ 836.6 MHz; Calibrated: 01/20/2022
- Sensor-Surface: 1.4mm (Mechanical Surface Detection)
- Phantom: Twin-SAM V8.0 (20deg probe tilt); Type: QD 000 P41 Ax; Serial: xxxx

### RHS/Touch\_RMC Rel. 99\_ch 4183/Area Scan (7x13x1): Measurement grid: dx=15mm, dy=15mm

[Info: Interpolated medium parameters used for SAR evaluation.](#)

Maximum value of SAR (measured) = 0.0862 W/kg

### RHS/Touch\_RMC Rel. 99\_ch 4183/Zoom Scan (5x5x7)/Cube 0: Measurement grid: dx=8mm, dy=8mm, dz=5mm

Reference Value = 9.512 V/m; Power Drift = 0.09 dB

Peak SAR (extrapolated) = 0.0940 W/kg

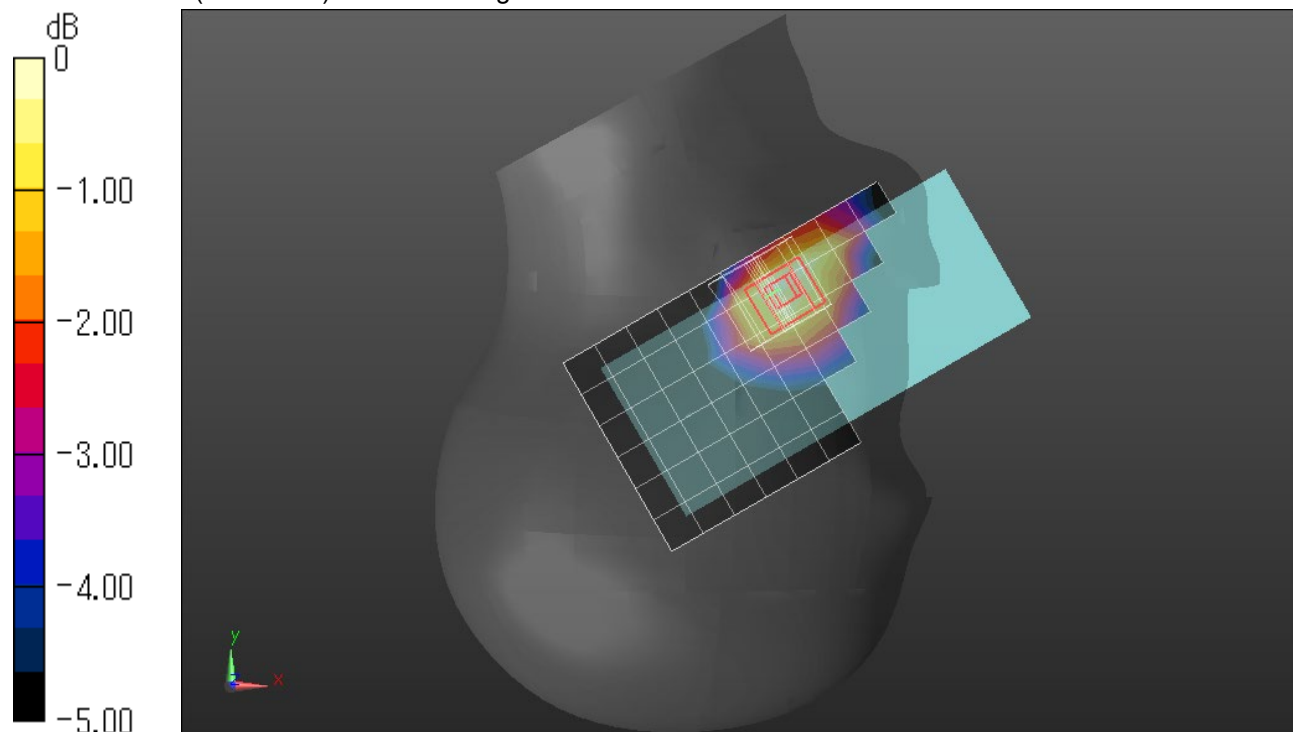
**SAR(1 g) = 0.076 W/kg; SAR(10 g) = 0.059 W/kg**

Smallest distance from peaks to all points 3 dB below: Larger than measurement grid

Ratio of SAR at M2 to SAR at M1 = 81.4%

[Info: Interpolated medium parameters used for SAR evaluation.](#)

Maximum value of SAR (measured) = 0.0882 W/kg



0 dB = 0.0882 W/kg = -10.55 dBW/kg

### W-CDMA Band V Main Ant 1

Frequency: 836.6 MHz; Duty Cycle: 1:1; Room Ambient Temperature: 24.0°C; Liquid Temperature: 23.0°C  
 Medium parameters used (interpolated):  $f = 836.6$  MHz;  $\sigma = 0.899$  S/m;  $\epsilon_r = 39.713$ ;  $\rho = 1000$  kg/m<sup>3</sup>

DASY5 Configuration:

- Area Scan Setting: Find Secondary Maximum Within: 2.0 dB and with a peak SAR value greater than 0.0012W/kg
- Electronics: DAE4ip Sn1619; Calibrated: 04/20/2021
- Probe: EX3DV4 - SN7335; ConvF(9.52, 9.52, 9.52) @ 836.6 MHz; Calibrated: 01/20/2022
- Sensor-Surface: 1.4mm (Mechanical Surface Detection)
- Phantom: Twin-SAM V8.0 (20deg probe tilt); Type: QD 000 P41 Ax; Serial: xxxx

**Rear/RMC Rel. 99\_ch 4183\_10mm/Area Scan (7x14x1):** Measurement grid: dx=15mm, dy=15mm  
 Maximum value of SAR (measured) = 0.537 W/kg

**Rear/RMC Rel. 99\_ch 4183\_10mm/Zoom Scan (5x5x7)/Cube 0:** Measurement grid: dx=8mm, dy=8mm, dz=5mm

Reference Value = 22.99 V/m; Power Drift = -0.01 dB

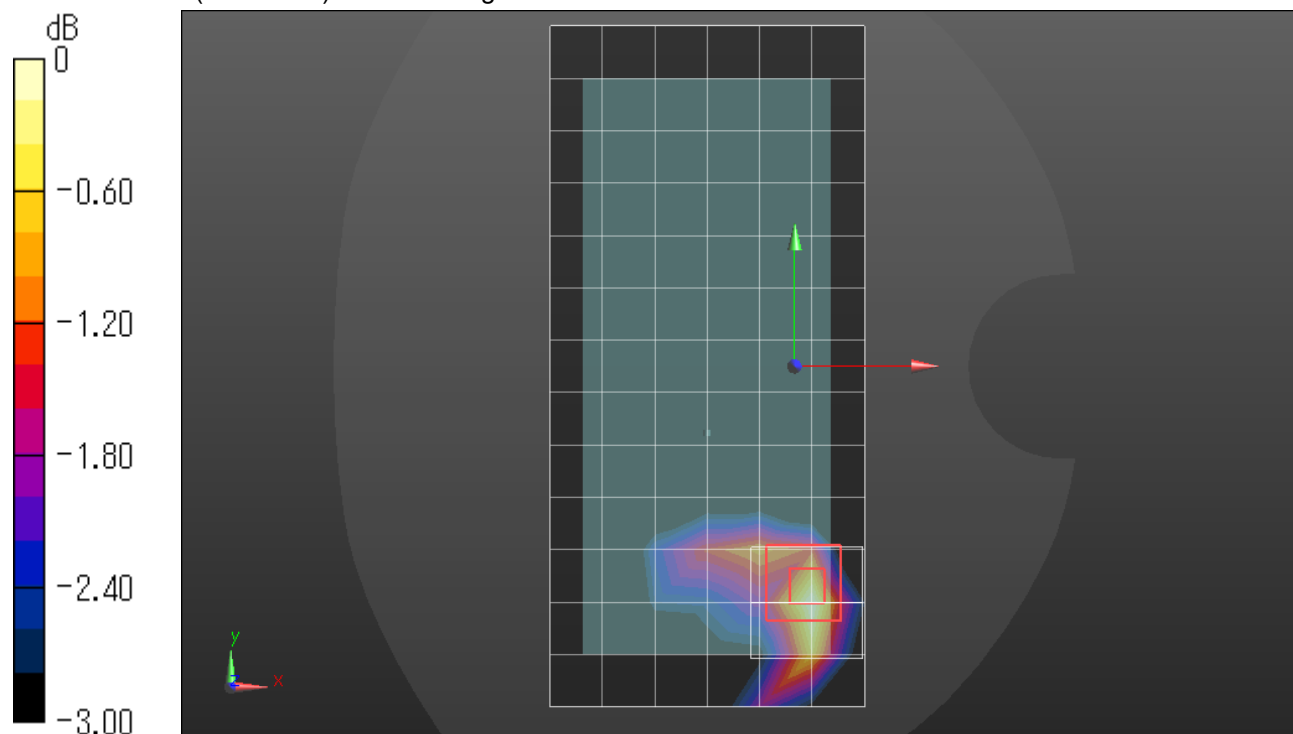
Peak SAR (extrapolated) = 0.629 W/kg

**SAR(1 g) = 0.372 W/kg; SAR(10 g) = 0.224 W/kg**

Smallest distance from peaks to all points 3 dB below = 13.6 mm

Ratio of SAR at M2 to SAR at M1 = 57.8%

Maximum value of SAR (measured) = 0.526 W/kg



0 dB = 0.526 W/kg = -2.79 dBW/kg

## LTE Band 4 Main Ant 2

Frequency: 1732.5 MHz; Duty Cycle: 1:1; Room Ambient Temperature: 24.0°C; Liquid Temperature: 23.0°C  
 Medium parameters used (interpolated):  $f = 1732.5$  MHz;  $\sigma = 1.362$  S/m;  $\epsilon_r = 38.242$ ;  $\rho = 1000$  kg/m<sup>3</sup>

DASY5 Configuration:

- Area Scan Setting: Find Secondary Maximum Within: 2.0 dB and with a peak SAR value greater than 0.0012W/kg
- Electronics: DAE4 Sn1239; Calibrated: 8/11/2021
- Probe: EX3DV4 - SN7656; ConvF(9.05, 9.05, 9.05) @ 1732.5 MHz; Calibrated: 6/1/2021
- Sensor-Surface: 1.4mm (Mechanical Surface Detection)
- Phantom: SAM with CRP (Wi-Fi 5 GHz); Type: QD000P40CD; Serial: TP:xxxx

**RHS/Touch\_QPSK RB 1,0 Ch 20175/Area Scan (8x14x1):** Measurement grid: dx=15mm, dy=15mm  
 Maximum value of SAR (measured) = 0.0615 W/kg

**RHS/Touch\_QPSK RB 1,0 Ch 20175/Zoom Scan (5x5x7)/Cube 0:** Measurement grid: dx=8mm, dy=8mm, dz=5mm

Reference Value = 6.442 V/m; Power Drift = -0.02 dB


Peak SAR (extrapolated) = 0.0710 W/kg

**SAR(1 g) = 0.044 W/kg; SAR(10 g) = 0.027 W/kg**

Smallest distance from peaks to all points 3 dB below: Larger than measurement grid

Ratio of SAR at M2 to SAR at M1 = 64.8%

Maximum value of SAR (measured) = 0.0565 W/kg



0 dB = 0.0565 W/kg = -12.48 dBW/kg



### LTE Band 4 Main Ant 2

Frequency: 1732.5 MHz; Duty Cycle: 1:1; Room Ambient Temperature: 24.0°C; Liquid Temperature: 23.0°C  
 Medium parameters used (interpolated):  $f = 1732.5$  MHz;  $\sigma = 1.362$  S/m;  $\epsilon_r = 38.242$ ;  $\rho = 1000$  kg/m<sup>3</sup>

DASY5 Configuration:

- Area Scan Setting: Find Secondary Maximum Within: 2.0 dB and with a peak SAR value greater than 0.0012W/kg
- Electronics: DAE4 Sn1239; Calibrated: 8/11/2021
- Probe: EX3DV4 - SN7656; ConvF(9.05, 9.05, 9.05) @ 1732.5 MHz; Calibrated: 6/1/2021
- Sensor-Surface: 1.4mm (Mechanical Surface Detection)
- Phantom: SAM with CRP (Wi-Fi 5 GHz); Type: QD000P40CD; Serial: TP:xxxx

**Front/QPSK RB 50,24 Ch 20175/Area Scan (8x14x1):** Measurement grid: dx=15mm, dy=15mm  
 Maximum value of SAR (measured) = 0.297 W/kg

**Front/QPSK RB 50,24 Ch 20175/Zoom Scan (5x5x7)/Cube 0:** Measurement grid: dx=8mm, dy=8mm, dz=5mm

Reference Value = 14.00 V/m; Power Drift = 0.01 dB

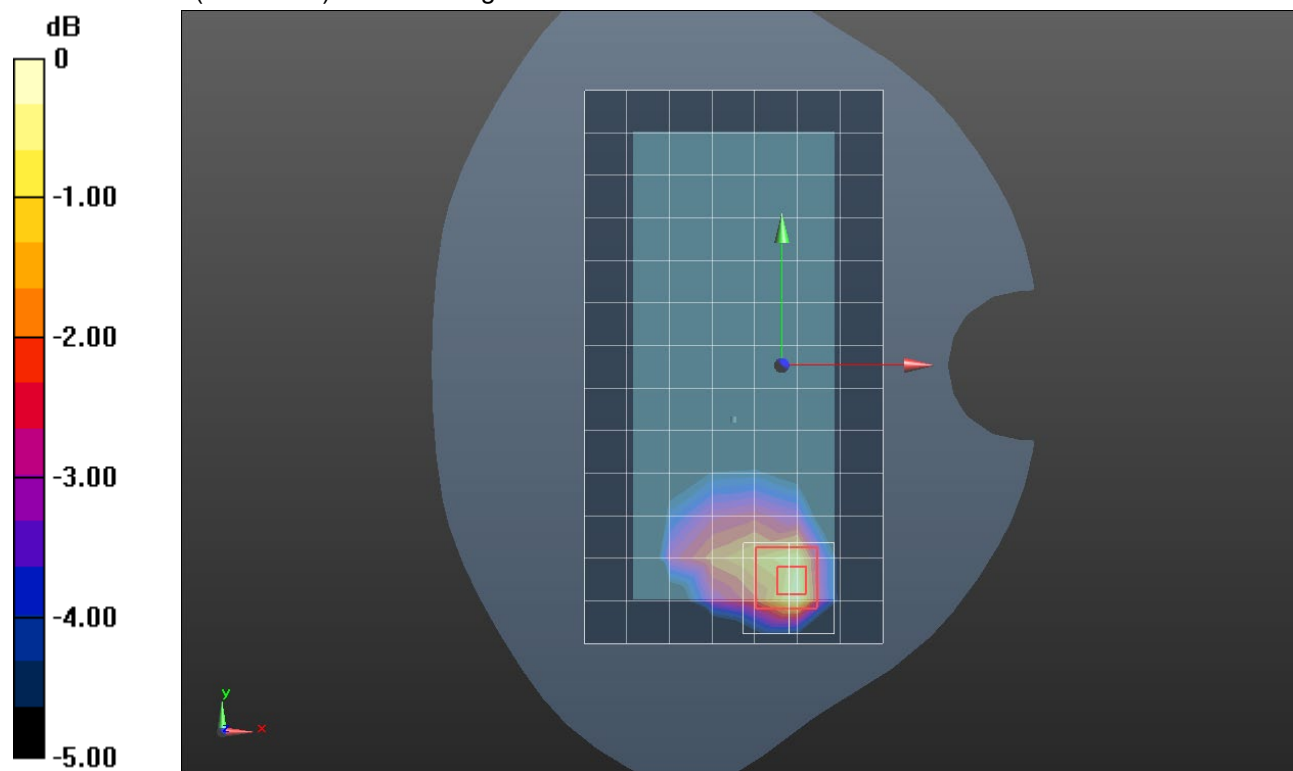
Peak SAR (extrapolated) = 0.378 W/kg

**SAR(1 g) = 0.224 W/kg; SAR(10 g) = 0.128 W/kg**

Smallest distance from peaks to all points 3 dB below = 13.2 mm

Ratio of SAR at M2 to SAR at M1 = 60.1%

Maximum value of SAR (measured) = 0.319 W/kg



0 dB = 0.319 W/kg = -4.96 dBW/kg

### LTE Band 5 Main Ant 1

Frequency: 836.5 MHz; Duty Cycle: 1:1; Room Ambient Temperature: 24.0°C; Liquid Temperature: 23.0°C

Medium parameters used (interpolated):  $f = 836.5$  MHz;  $\sigma = 0.899$  S/m;  $\epsilon_r = 39.713$ ;  $\rho = 1000$  kg/m<sup>3</sup>

DASY5 Configuration:

- Area Scan Setting: Find Secondary Maximum Within: 2.0 dB and with a peak SAR value greater than 0.0012W/kg
- Electronics: DAE4ip Sn1619; Calibrated: 04/20/2021
- Probe: EX3DV4 - SN7335; ConvF(9.52, 9.52, 9.52) @ 836.5 MHz; Calibrated: 01/20/2022
- Sensor-Surface: 1.4mm (Mechanical Surface Detection)
- Phantom: Twin-SAM V8.0 (20deg probe tilt); Type: QD 000 P41 Ax; Serial: xxxx

**RHS/Touch\_QPSK RB 25,0 Ch 20525/Area Scan (7x13x1):** Measurement grid: dx=15mm, dy=15mm

[Info: Interpolated medium parameters used for SAR evaluation.](#)

Maximum value of SAR (measured) = 0.0779 W/kg

**RHS/Touch\_QPSK RB 25,0 Ch 20525/Zoom Scan (5x5x7)/Cube 0:** Measurement grid: dx=8mm, dy=8mm, dz=5mm

Reference Value = 9.117 V/m; Power Drift = 0.16 dB

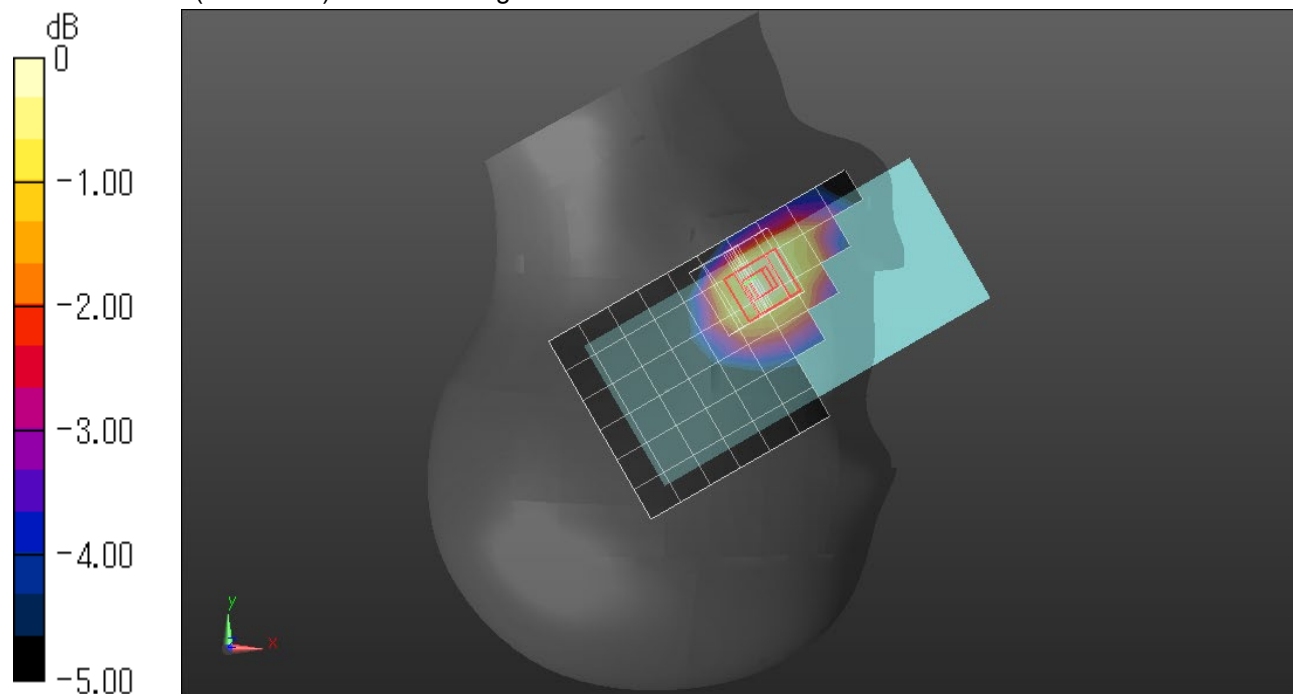
Peak SAR (extrapolated) = 0.0910 W/kg

**SAR(1 g) = 0.071 W/kg; SAR(10 g) = 0.055 W/kg**

Smallest distance from peaks to all points 3 dB below: Larger than measurement grid  
Ratio of SAR at M2 to SAR at M1 = 78.8%

[Info: Interpolated medium parameters used for SAR evaluation.](#)

Maximum value of SAR (measured) = 0.0828 W/kg



0 dB = 0.0828 W/kg = -10.82 dBW/kg

### LTE Band 5 Main Ant 1


Frequency: 836.5 MHz; Duty Cycle: 1:1; Room Ambient Temperature: 24.0°C; Liquid Temperature: 23.0°C  
 Medium parameters used (interpolated):  $f = 836.5$  MHz;  $\sigma = 0.899$  S/m;  $\epsilon_r = 39.713$ ;  $\rho = 1000$  kg/m<sup>3</sup>

DASY5 Configuration:

- Area Scan Setting: Find Secondary Maximum Within: 2.0 dB and with a peak SAR value greater than 0.0012W/kg
- Electronics: DAE4ip Sn1619; Calibrated: 04/20/2021
- Probe: EX3DV4 - SN7335; ConvF(9.52, 9.52, 9.52) @ 836.5 MHz; Calibrated: 01/20/2022
- Sensor-Surface: 1.4mm (Mechanical Surface Detection)
- Phantom: Twin-SAM V8.0 (20deg probe tilt); Type: QD 000 P41 Ax; Serial: xxxx

**Rear/QPSK RB 25,0 Ch 20525\_10mm/Area Scan (7x14x1):** Measurement grid: dx=15mm, dy=15mm  
 Maximum value of SAR (measured) = 0.481 W/kg

**Rear/QPSK RB 25,0 Ch 20525\_10mm/Zoom Scan (5x5x7)/Cube 0:** Measurement grid: dx=8mm, dy=8mm, dz=5mm  
 Reference Value = 21.60 V/m; Power Drift = -0.00 dB  
 Peak SAR (extrapolated) = 0.571 W/kg  
**SAR(1 g) = 0.336 W/kg; SAR(10 g) = 0.202 W/kg**  
 Smallest distance from peaks to all points 3 dB below = 13.6 mm  
 Ratio of SAR at M2 to SAR at M1 = 60.8%  
 Maximum value of SAR (measured) = 0.471 W/kg



0 dB = 0.471 W/kg = -3.27 dBW/kg

## LTE Band 12

Frequency: 707.5 MHz; Duty Cycle: 1:1; Room Ambient Temperature: 24.0°C; Liquid Temperature: 23.0°C  
 Medium parameters used (interpolated):  $f = 707.5$  MHz;  $\sigma = 0.902$  S/m;  $\epsilon_r = 41.234$ ;  $\rho = 1000$  kg/m<sup>3</sup>

DASY5 Configuration:

- Area Scan Setting: Find Secondary Maximum Within: 2.0 dB and with a peak SAR value greater than 0.0012W/kg
- Electronics: DAE4 Sn1352; Calibrated: 11/9/2021
- Probe: EX3DV4 - SN3686; ConvF(9.75, 9.75, 9.75) @ 707.5 MHz; Calibrated: 1/18/2022
- Sensor-Surface: 1.4mm (Mechanical Surface Detection)
- Phantom: Twin-SAM V5.0 (30deg probe tilt); Type: QD 000 P40 CD; Serial: 1629

**RHS/Touch\_QPSK RB 1,49 Ch 23095/Area Scan (7x13x1):** Measurement grid: dx=15mm, dy=15mm

[Info: Interpolated medium parameters used for SAR evaluation.](#)

Maximum value of SAR (measured) = 0.0165 W/kg

**RHS/Touch\_QPSK RB 1,49 Ch 23095/Zoom Scan (5x5x7)/Cube 0:** Measurement grid: dx=8mm, dy=8mm, dz=5mm

Reference Value = 4.313 V/m; Power Drift = 0.09 dB

Peak SAR (extrapolated) = 0.0200 W/kg

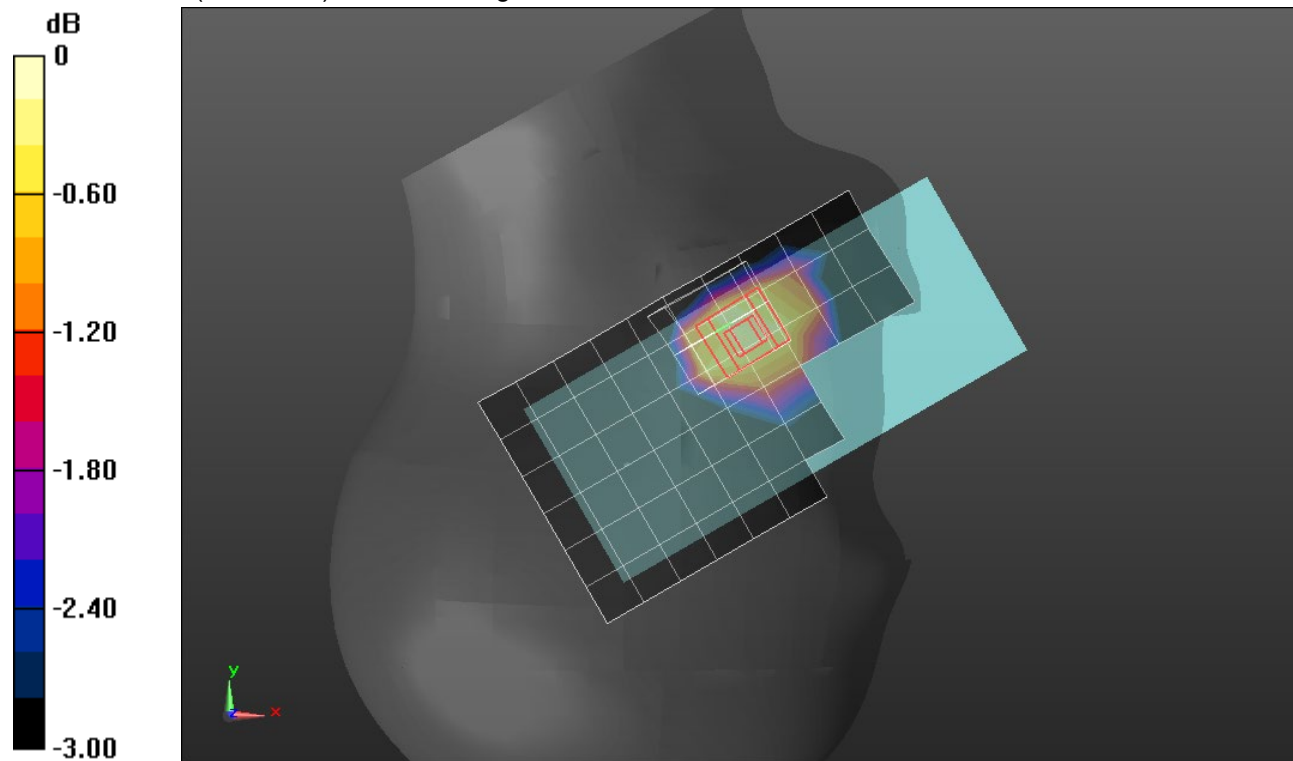
**SAR(1 g) = 0.015 W/kg; SAR(10 g) = 0.012 W/kg**

Smallest distance from peaks to all points 3 dB below: Larger than measurement grid

Ratio of SAR at M2 to SAR at M1 = 76.3%

[Info: Interpolated medium parameters used for SAR evaluation.](#)

Maximum value of SAR (measured) = 0.0175 W/kg



0 dB = 0.0175 W/kg = -17.57 dBW/kg

## LTE Band 12

Frequency: 707.5 MHz; Duty Cycle: 1:1; Room Ambient Temperature: 24.0°C; Liquid Temperature: 23.0°C  
 Medium parameters used (interpolated):  $f = 707.5$  MHz;  $\sigma = 0.902$  S/m;  $\epsilon_r = 41.234$ ;  $\rho = 1000$  kg/m<sup>3</sup>

DASY5 Configuration:

- Area Scan Setting: Find Secondary Maximum Within: 2.0 dB and with a peak SAR value greater than 0.0012W/kg
- Electronics: DAE4 Sn1352; Calibrated: 11/9/2021
- Probe: EX3DV4 - SN3686; ConvF(9.75, 9.75, 9.75) @ 707.5 MHz; Calibrated: 1/18/2022
- Sensor-Surface: 1.4mm (Mechanical Surface Detection)
- Phantom: Twin-SAM V5.0 (30deg probe tilt); Type: QD 000 P40 CD; Serial: 1629

**Rear/QPSK RB 1,49 Ch 23095/Area Scan (7x13x1):** Measurement grid: dx=15mm, dy=15mm

[Info: Interpolated medium parameters used for SAR evaluation.](#)

Maximum value of SAR (measured) = 0.189 W/kg

**Rear/QPSK RB 1,49 Ch 23095/Zoom Scan (5x5x7)/Cube 0:** Measurement grid: dx=8mm, dy=8mm, dz=5mm

Reference Value = 12.93 V/m; Power Drift = -0.06 dB

Peak SAR (extrapolated) = 0.214 W/kg

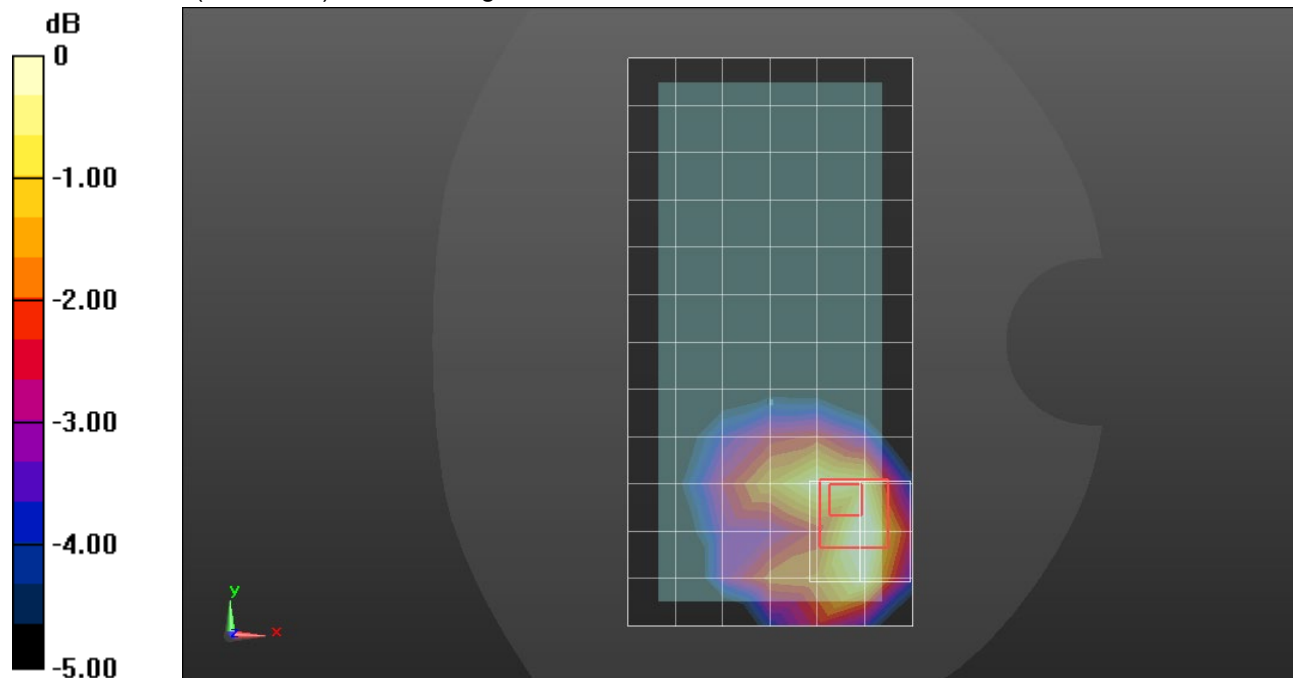
**SAR(1 g) = 0.119 W/kg; SAR(10 g) = 0.068 W/kg**

Smallest distance from peaks to all points 3 dB below = 13.6 mm

Ratio of SAR at M2 to SAR at M1 = 51%

[Info: Interpolated medium parameters used for SAR evaluation.](#)

Maximum value of SAR (measured) = 0.173 W/kg



0 dB = 0.173 W/kg = -7.62 dBW/kg

### LTE Band 13 Main Ant 1

Frequency: 782 MHz; Duty Cycle: 1:1; Room Ambient Temperature: 24.0°C; Liquid Temperature: 23.0°C  
 Medium parameters used (interpolated):  $f = 782 \text{ MHz}$ ;  $\sigma = 0.921 \text{ S/m}$ ;  $\epsilon_r = 40.958$ ;  $\rho = 1000 \text{ kg/m}^3$

DASY5 Configuration:

- Area Scan Setting: Find Secondary Maximum Within: 2.0 dB and with a peak SAR value greater than 0.0012W/kg
- Electronics: DAE4 Sn1352; Calibrated: 11/9/2021
- Probe: EX3DV4 - SN3686; ConvF(9.75, 9.75, 9.75) @ 782 MHz; Calibrated: 1/18/2022
- Sensor-Surface: 1.4mm (Mechanical Surface Detection)
- Phantom: Twin-SAM V5.0 (30deg probe tilt); Type: QD 000 P40 CD; Serial: 1629

### RHS/Touch\_QPSK RB 1,0 Ch 23230/Area Scan (7x13x1): Measurement grid: dx=15mm, dy=15mm

[Info: Interpolated medium parameters used for SAR evaluation.](#)

Maximum value of SAR (measured) = 0.0568 W/kg

### RHS/Touch\_QPSK RB 1,0 Ch 23230/Zoom Scan (5x5x7)/Cube 0: Measurement grid: dx=8mm, dy=8mm, dz=5mm

Reference Value = 7.648 V/m; Power Drift = 0.01 dB

Peak SAR (extrapolated) = 0.0630 W/kg

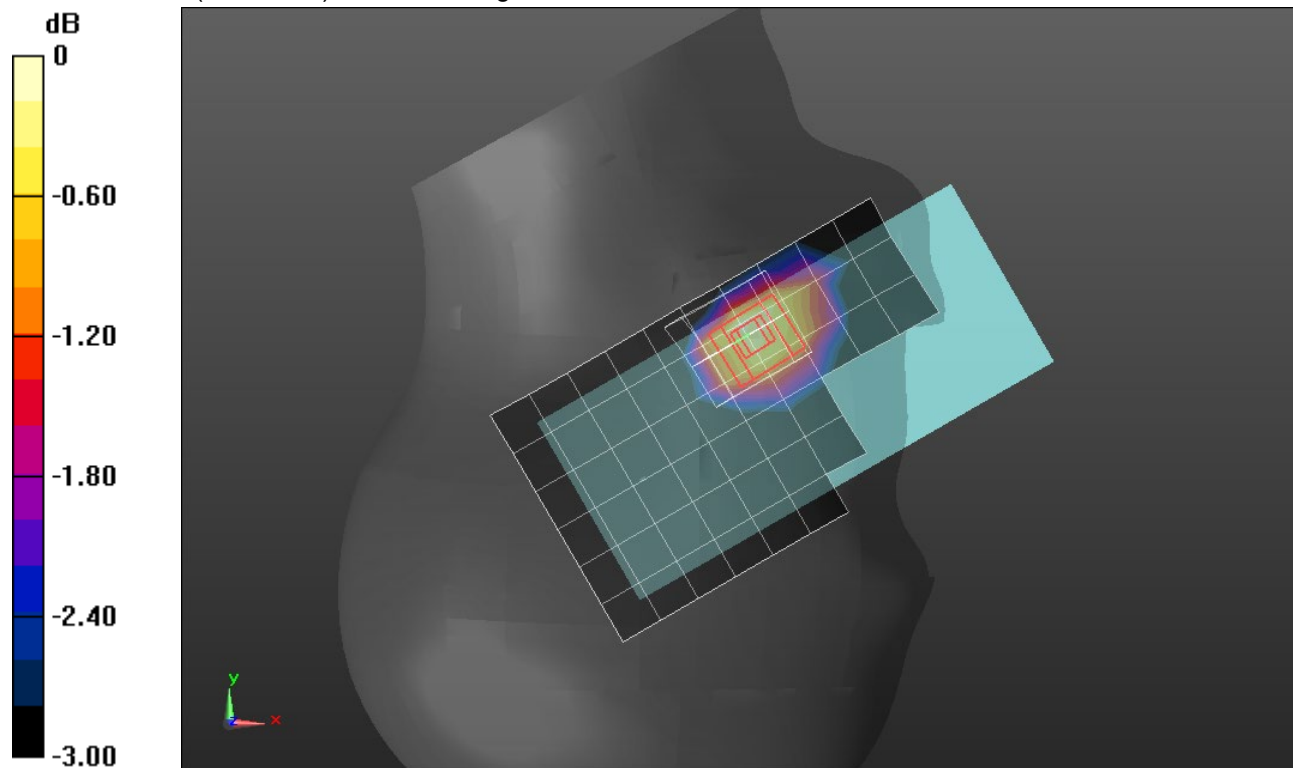
**SAR(1 g) = 0.049 W/kg; SAR(10 g) = 0.038 W/kg**

Smallest distance from peaks to all points 3 dB below: Larger than measurement grid

Ratio of SAR at M2 to SAR at M1 = 78.4%

[Info: Interpolated medium parameters used for SAR evaluation.](#)

Maximum value of SAR (measured) = 0.0583 W/kg



0 dB = 0.0583 W/kg = -12.34 dBW/kg

### LTE Band 13 Main Ant 1

Frequency: 782 MHz; Duty Cycle: 1:1; Room Ambient Temperature: 24.0°C; Liquid Temperature: 23.0°C  
 Medium parameters used (interpolated):  $f = 782 \text{ MHz}$ ;  $\sigma = 0.921 \text{ S/m}$ ;  $\epsilon_r = 40.958$ ;  $\rho = 1000 \text{ kg/m}^3$

DASY5 Configuration:

- Area Scan Setting: Find Secondary Maximum Within: 2.0 dB and with a peak SAR value greater than 0.0012W/kg
- Electronics: DAE4 Sn1352; Calibrated: 11/9/2021
- Probe: EX3DV4 - SN3686; ConvF(9.75, 9.75, 9.75) @ 782 MHz; Calibrated: 1/18/2022
- Sensor-Surface: 1.4mm (Mechanical Surface Detection)
- Phantom: Twin-SAM V5.0 (30deg probe tilt); Type: QD 000 P40 CD; Serial: 1629

**Front/QPSK RB 25,0 Ch 23230/Area Scan (8x14x1):** Measurement grid:  $dx=15\text{mm}$ ,  $dy=15\text{mm}$

[Info: Interpolated medium parameters used for SAR evaluation.](#)

Maximum value of SAR (measured) = 0.393 W/kg

**Front/QPSK RB 25,0 Ch 23230/Zoom Scan (5x5x7)/Cube 0:** Measurement grid:  $dx=8\text{mm}$ ,  $dy=8\text{mm}$ ,  $dz=5\text{mm}$

Reference Value = 19.38 V/m; Power Drift = -0.07 dB

Peak SAR (extrapolated) = 0.519 W/kg

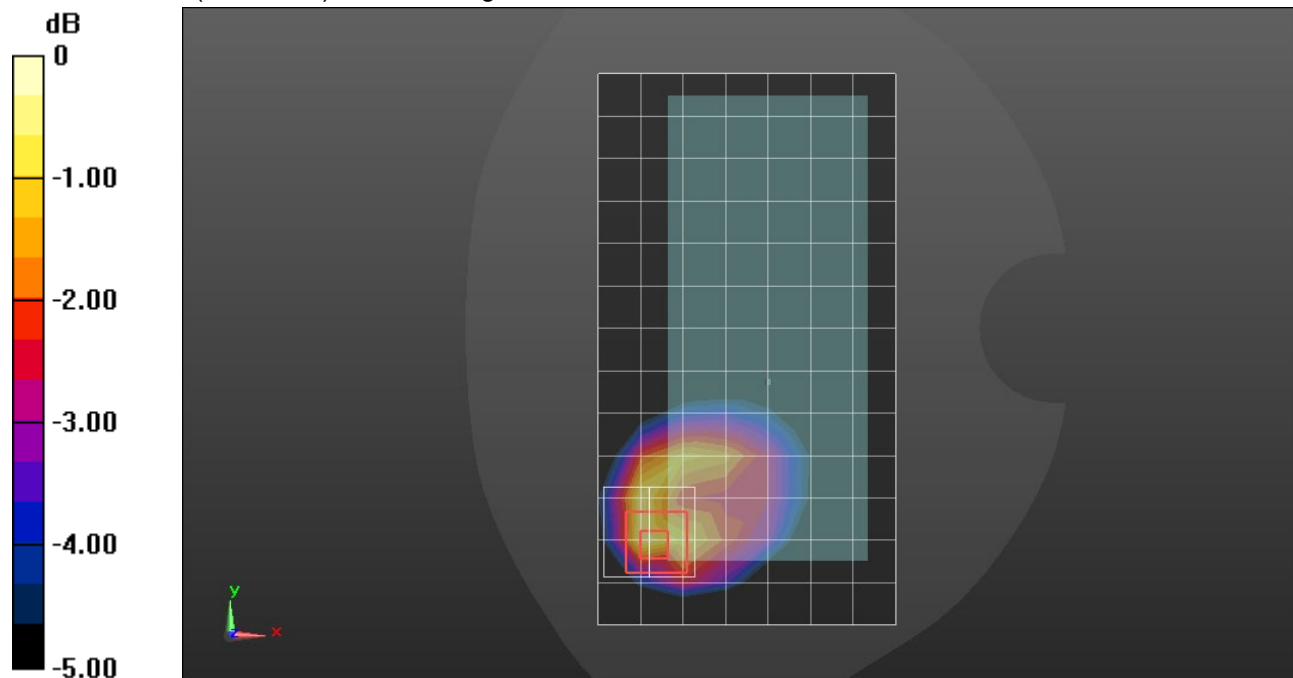
**SAR(1 g) = 0.271 W/kg; SAR(10 g) = 0.153 W/kg**

Smallest distance from peaks to all points 3 dB below = 12.2 mm

Ratio of SAR at M2 to SAR at M1 = 50.7%

[Info: Interpolated medium parameters used for SAR evaluation.](#)

Maximum value of SAR (measured) = 0.422 W/kg



0 dB = 0.422 W/kg = -3.75 dBW/kg

## LTE Band 41\_Main Ant 2

Frequency: 2593 MHz; Duty Cycle: 1:1.59956; Room Ambient Temperature: 24.0°C; Liquid Temperature: 23.0°C  
 Medium parameters used (interpolated):  $f = 2593$  MHz;  $\sigma = 1.975$  S/m;  $\epsilon_r = 39.292$ ;  $\rho = 1000$  kg/m<sup>3</sup>

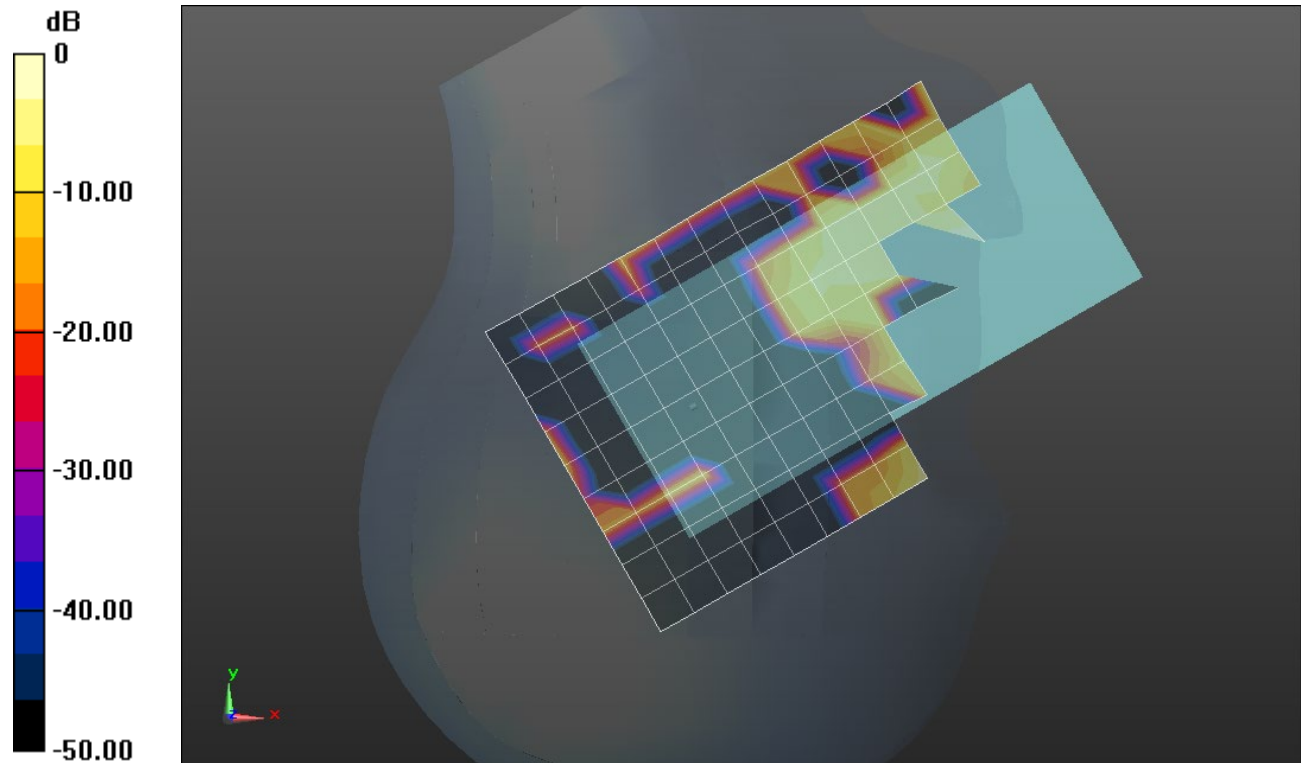
DASY5 Configuration:

- Area Scan Setting: Find Secondary Maximum Within: 2.0 dB and with a peak SAR value greater than 0.0012W/kg
- Electronics: DAE4 Sn1239; Calibrated: 8/11/2021
- Probe: EX3DV4 - SN7656; ConvF(8.23, 8.23, 8.23) @ 2593 MHz; Calibrated: 6/1/2021
- Sensor-Surface: 1.4mm (Mechanical Surface Detection (Locations From Previous Scan Used))
- Phantom: SAM with CRP (Wi-Fi 5 GHz); Type: QD000P40CD; Serial: TP:xxxx

**RHS/Touch\_QPSK RB 50,24 Ch 40620/Area Scan (10x17x1):** Measurement grid: dx=12mm, dy=12mm

[Info: Interpolated medium parameters used for SAR evaluation.](#)

Maximum value of SAR (measured) = 0.0100 W/kg



0 dB = 0.0100 W/kg = -20.00 dBW/kg



## LTE Band 41\_Main Ant 2

Frequency: 2593 MHz; Duty Cycle: 1:1.59956; Room Ambient Temperature: 24.0°C; Liquid Temperature: 23.0°C  
 Medium parameters used (interpolated):  $f = 2593$  MHz;  $\sigma = 1.975$  S/m;  $\epsilon_r = 39.292$ ;  $\rho = 1000$  kg/m<sup>3</sup>

DASY5 Configuration:

- Area Scan Setting: Find Secondary Maximum Within: 2.0 dB and with a peak SAR value greater than 0.0012W/kg
- Electronics: DAE4 Sn1239; Calibrated: 8/11/2021
- Probe: EX3DV4 - SN7656; ConvF(8.23, 8.23, 8.23) @ 2593 MHz; Calibrated: 6/1/2021
- Sensor-Surface: 1.4mm (Mechanical Surface Detection (Locations From Previous Scan Used)), Sensor-Surface: 1.4mm (Mechanical Surface Detection)
- Phantom: SAM with CRP (Wi-Fi 5 GHz); Type: QD000P40CD; Serial: TP:xxxx

**Rear/QPSK RB 50,24 Ch 40620/Area Scan (10x17x1):** Measurement grid: dx=12mm, dy=12mm

[Info: Interpolated medium parameters used for SAR evaluation.](#)

Maximum value of SAR (measured) = 0.254 W/kg

**Rear/QPSK RB 50,24 Ch 40620/Zoom Scan (7x7x7)/Cube 0:** Measurement grid: dx=5mm, dy=5mm, dz=5mm

Reference Value = 10.55 V/m; Power Drift = -0.13 dB

Peak SAR (extrapolated) = 0.353 W/kg

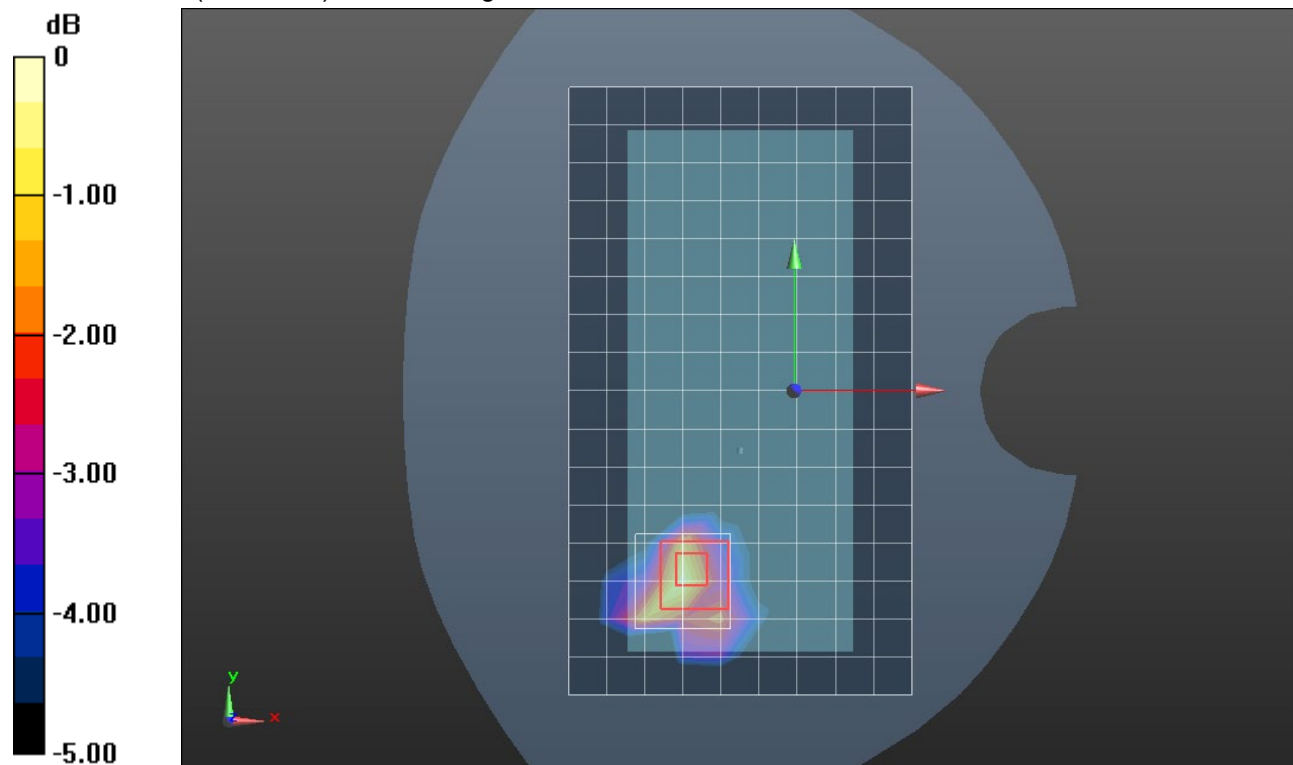
**SAR(1 g) = 0.161 W/kg; SAR(10 g) = 0.073 W/kg**

Smallest distance from peaks to all points 3 dB below = 8 mm

Ratio of SAR at M2 to SAR at M1 = 46.6%

[Info: Interpolated medium parameters used for SAR evaluation.](#)

Maximum value of SAR (measured) = 0.276 W/kg



0 dB = 0.276 W/kg = -5.59 dBW/kg

## Wi-Fi 2.4GHz Chain 0

Frequency: 2462 MHz; Duty Cycle: 1:1; Room Ambient Temperature: 24.0°C; Liquid Temperature: 23.0°C

Medium parameters used (interpolated):  $f = 2462$  MHz;  $\sigma = 1.806$  S/m;  $\epsilon_r = 37.405$ ;  $\rho = 1000$  kg/m<sup>3</sup>

DASY5 Configuration:

- Area Scan Setting: Find Secondary Maximum Within: 2.0 dB and with a peak SAR value greater than 0.0012W/kg
- Electronics: DAE4 Sn1239; Calibrated: 8/11/2021
- Probe: EX3DV4 - SN7656; ConvF(8.55, 8.55, 8.55) @ 2462 MHz; Calibrated: 6/1/2021
- Sensor-Surface: 1.4mm (Mechanical Surface Detection)
- Phantom: SAM with CRP (Wi-Fi 5 GHz); Type: QD000P40CD; Serial: TP:xxxx

**RHS/Touch\_802.11b\_ch 11/Area Scan (10x17x1):** Measurement grid: dx=12mm, dy=12mm

[Info: Interpolated medium parameters used for SAR evaluation.](#)

Maximum value of SAR (measured) = 1.26 W/kg

**RHS/Touch\_802.11b\_ch 11/Zoom Scan (7x7x7)/Cube 0:** Measurement grid: dx=5mm, dy=5mm, dz=5mm

Reference Value = 24.48 V/m; Power Drift = 0.06 dB

Peak SAR (extrapolated) = 2.15 W/kg

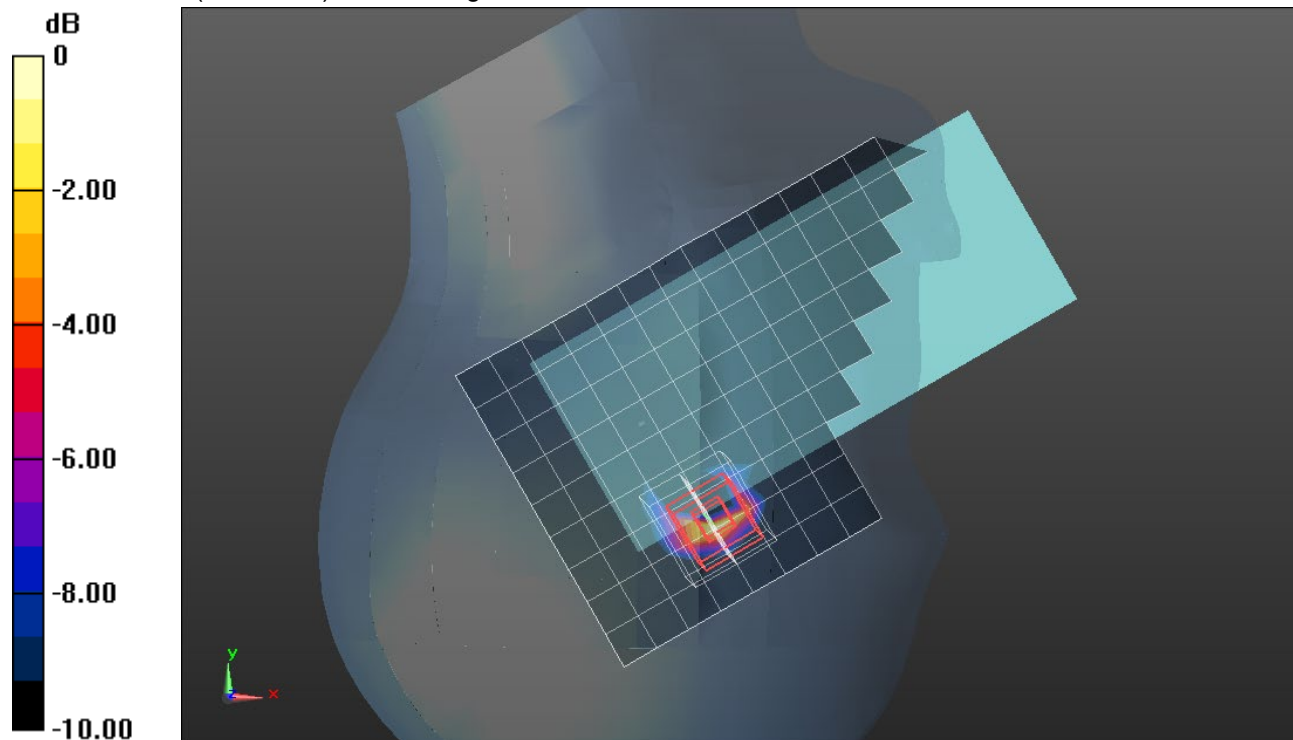
**SAR(1 g) = 0.710 W/kg; SAR(10 g) = 0.244 W/kg**

Smallest distance from peaks to all points 3 dB below = 3 mm

Ratio of SAR at M2 to SAR at M1 = 43.7%

[Info: Interpolated medium parameters used for SAR evaluation.](#)

Maximum value of SAR (measured) = 1.31 W/kg



0 dB = 1.31 W/kg = 1.17 dBW/kg

## Wi-Fi 2.4GHz Chain 0

Frequency: 2462 MHz; Duty Cycle: 1:1; Room Ambient Temperature: 24.0°C; Liquid Temperature: 23.0°C

Medium parameters used (interpolated):  $f = 2462$  MHz;  $\sigma = 1.806$  S/m;  $\epsilon_r = 37.405$ ;  $\rho = 1000$  kg/m<sup>3</sup>

DASY5 Configuration:

- Area Scan Setting: Find Secondary Maximum Within: 2.0 dB and with a peak SAR value greater than 0.0012W/kg
- Electronics: DAE4 Sn1239; Calibrated: 8/11/2021
- Probe: EX3DV4 - SN7656; ConvF(8.55, 8.55, 8.55) @ 2462 MHz; Calibrated: 6/1/2021
- Sensor-Surface: 1.4mm (Mechanical Surface Detection (Locations From Previous Scan Used)), Sensor-Surface: 1.4mm (Mechanical Surface Detection)
- Phantom: SAM with CRP (Wi-Fi 5 GHz); Type: QD000P40CD; Serial: TP:xxxx

**Front/802.11b\_ch 11/Area Scan (10x17x1):** Measurement grid: dx=12mm, dy=12mm

[Info: Interpolated medium parameters used for SAR evaluation.](#)

Maximum value of SAR (measured) = 0.185 W/kg

**Front/802.11b\_ch 11/Zoom Scan (7x7x7)/Cube 0:** Measurement grid: dx=5mm, dy=5mm, dz=5mm

Reference Value = 9.648 V/m; Power Drift = -0.12 dB

Peak SAR (extrapolated) = 0.263 W/kg

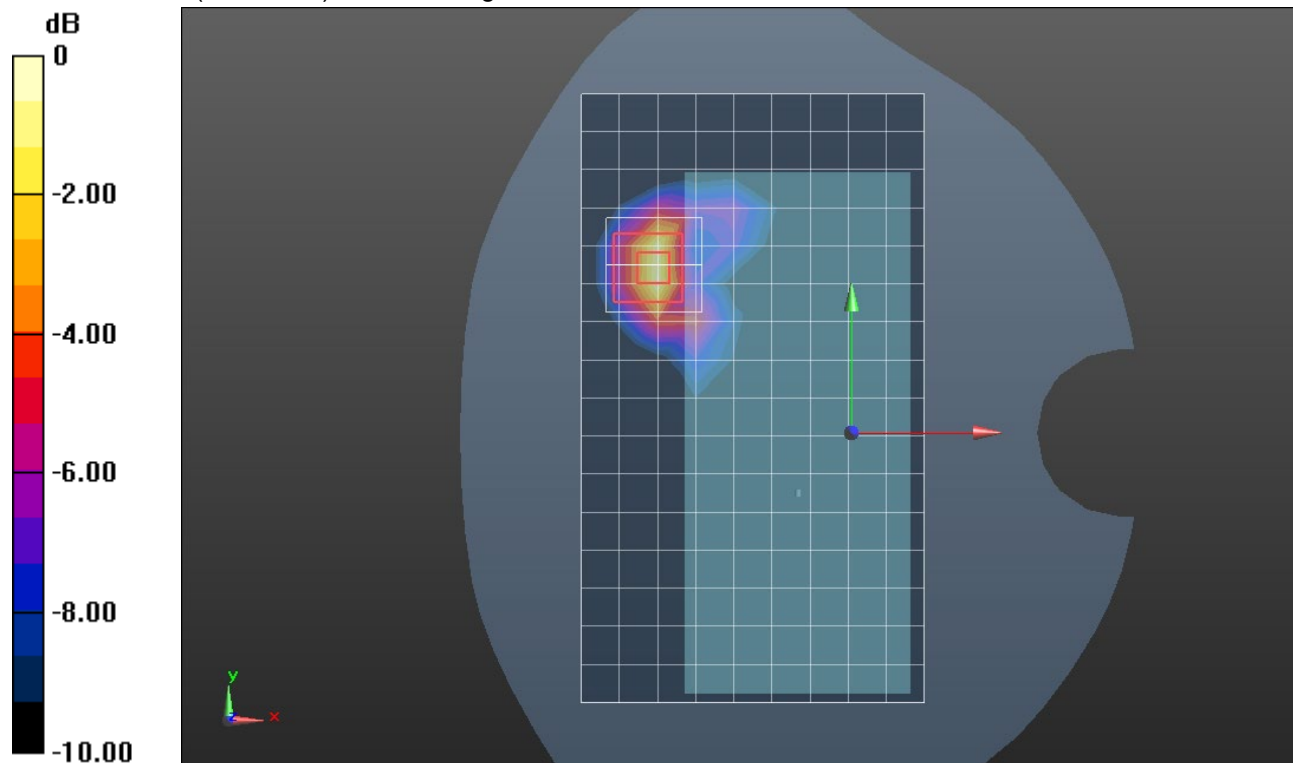
**SAR(1 g) = 0.121 W/kg; SAR(10 g) = 0.052 W/kg**

Smallest distance from peaks to all points 3 dB below = 6.7 mm

Ratio of SAR at M2 to SAR at M1 = 47.8%

[Info: Interpolated medium parameters used for SAR evaluation.](#)

Maximum value of SAR (measured) = 0.209 W/kg



0 dB = 0.209 W/kg = -6.80 dBW/kg

## Wi-Fi 2.4GHz Chain 0

Frequency: 2462 MHz; Duty Cycle: 1:1; Room Ambient Temperature: 24.0°C; Liquid Temperature: 23.0°C  
 Medium parameters used (interpolated):  $f = 2462$  MHz;  $\sigma = 1.806$  S/m;  $\epsilon_r = 37.405$ ;  $\rho = 1000$  kg/m<sup>3</sup>

DASY5 Configuration:

- Area Scan Setting: Find Secondary Maximum Within: 2.0 dB and with a peak SAR value greater than 0.0012W/kg
- Electronics: DAE4 Sn1239; Calibrated: 8/11/2021
- Probe: EX3DV4 - SN7656; ConvF(8.55, 8.55, 8.55) @ 2462 MHz; Calibrated: 6/1/2021
- Sensor-Surface: 1.4mm (Mechanical Surface Detection (Locations From Previous Scan Used)), Sensor-Surface: 1.4mm (Mechanical Surface Detection)
- Phantom: SAM with CRP (Wi-Fi 5 GHz); Type: QD000P40CD; Serial: TP:xxxx

**Edge 4/802.11b\_ch 11/Area Scan 2 (7x17x1):** Measurement grid: dx=12mm, dy=12mm

[Info: Interpolated medium parameters used for SAR evaluation.](#)

Maximum value of SAR (measured) = 0.233 W/kg

**Edge 4/802.11b\_ch 11/Zoom Scan (7x7x7)/Cube 0:** Measurement grid: dx=5mm, dy=5mm, dz=5mm

Reference Value = 9.732 V/m; Power Drift = 0.04 dB

Peak SAR (extrapolated) = 0.425 W/kg

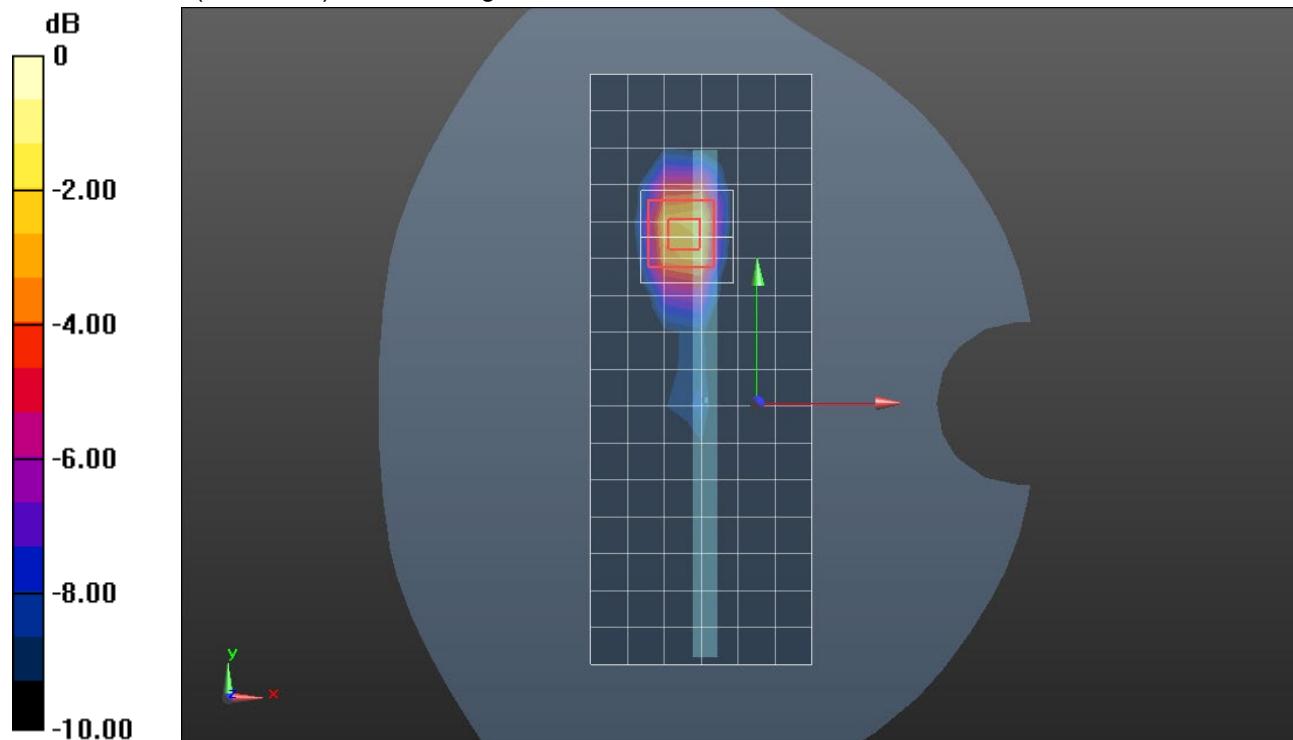
**SAR(1 g) = 0.202 W/kg; SAR(10 g) = 0.088 W/kg**

Smallest distance from peaks to all points 3 dB below = 8 mm

Ratio of SAR at M2 to SAR at M1 = 49.1%

[Info: Interpolated medium parameters used for SAR evaluation.](#)

Maximum value of SAR (measured) = 0.338 W/kg



0 dB = 0.338 W/kg = -4.71 dBW/kg

## Wi-Fi 2.4GHz Chain 1

Frequency: 2462 MHz; Duty Cycle: 1:1; Room Ambient Temperature: 24.0°C; Liquid Temperature: 23.0°C

Medium parameters used (interpolated):  $f = 2462 \text{ MHz}$ ;  $\sigma = 1.806 \text{ S/m}$ ;  $\epsilon_r = 37.405$ ;  $\rho = 1000 \text{ kg/m}^3$

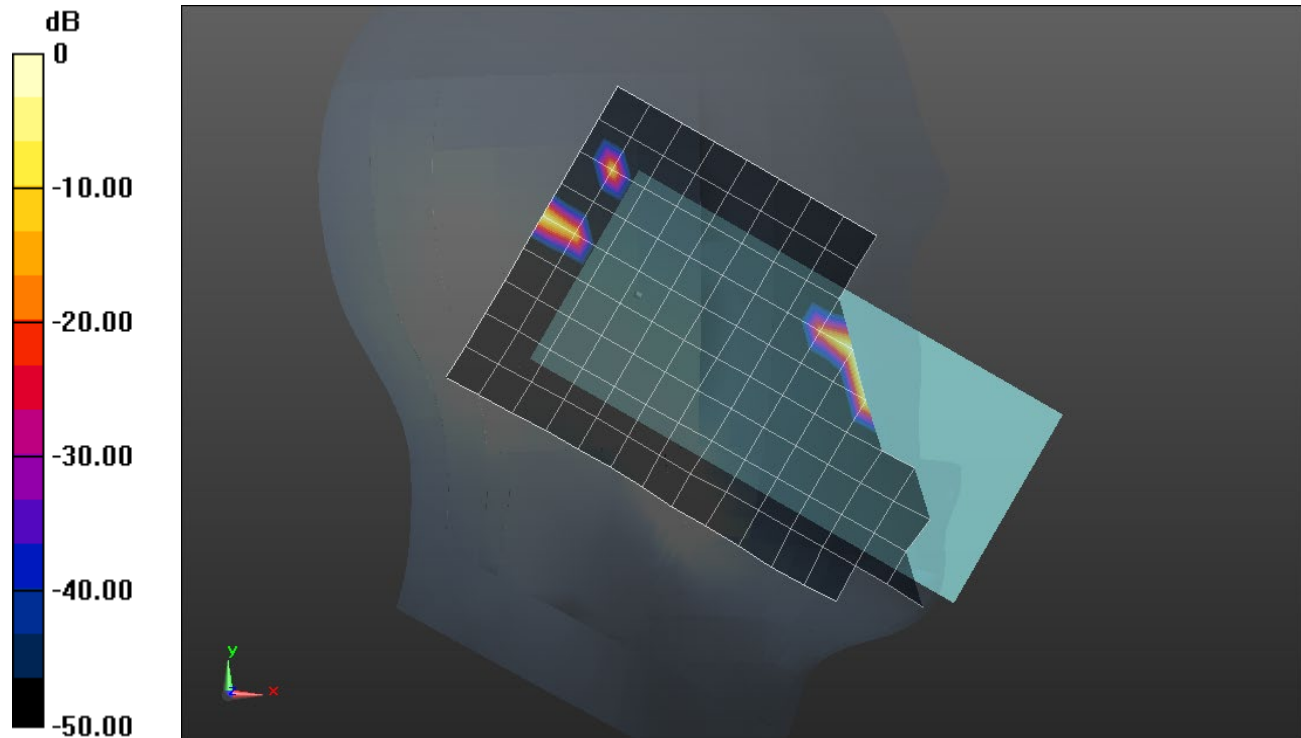
DASY5 Configuration:

- Area Scan Setting: Find Secondary Maximum Within: 2.0 dB and with a peak SAR value greater than 0.0012W/kg
- Electronics: DAE4 Sn1239; Calibrated: 8/11/2021
- Probe: EX3DV4 - SN7656; ConvF(8.55, 8.55, 8.55) @ 2462 MHz; Calibrated: 6/1/2021
- Sensor-Surface: 1.4mm (Mechanical Surface Detection)
- Phantom: SAM with CRP (Wi-Fi 5 GHz); Type: QD000P40CD; Serial: TP:xxxx

**LHS/Tilt\_802.11b\_ch 11/Area Scan (10x17x1):** Measurement grid: dx=12mm, dy=12mm

[Info: Interpolated medium parameters used for SAR evaluation.](#)

Maximum value of SAR (measured) = 0.00165 W/kg



0 dB = 0.00165 W/kg = -27.83 dBW/kg

## Wi-Fi 2.4GHz Chain 1

Frequency: 2462 MHz; Duty Cycle: 1:1; Room Ambient Temperature: 24.0°C; Liquid Temperature: 23.0°C

Medium parameters used (interpolated):  $f = 2462$  MHz;  $\sigma = 1.806$  S/m;  $\epsilon_r = 37.405$ ;  $\rho = 1000$  kg/m<sup>3</sup>

DASY5 Configuration:

- Area Scan Setting: Find Secondary Maximum Within: 2.0 dB and with a peak SAR value greater than 0.0012W/kg
- Electronics: DAE4 Sn1239; Calibrated: 8/11/2021
- Probe: EX3DV4 - SN7656; ConvF(8.55, 8.55, 8.55) @ 2462 MHz; Calibrated: 6/1/2021
- Sensor-Surface: 1.4mm (Mechanical Surface Detection)
- Phantom: SAM with CRP (Wi-Fi 5 GHz); Type: QD000P40CD; Serial: TP:xxxx

**Rear/802.11b\_ch 11/Area Scan (10x17x1):** Measurement grid: dx=12mm, dy=12mm

[Info: Interpolated medium parameters used for SAR evaluation.](#)

Maximum value of SAR (measured) = 0.0786 W/kg

**Rear/802.11b\_ch 11/Zoom Scan (7x7x7)/Cube 0:** Measurement grid: dx=5mm, dy=5mm, dz=5mm

Reference Value = 5.897 V/m; Power Drift = 0.11 dB

Peak SAR (extrapolated) = 0.151 W/kg

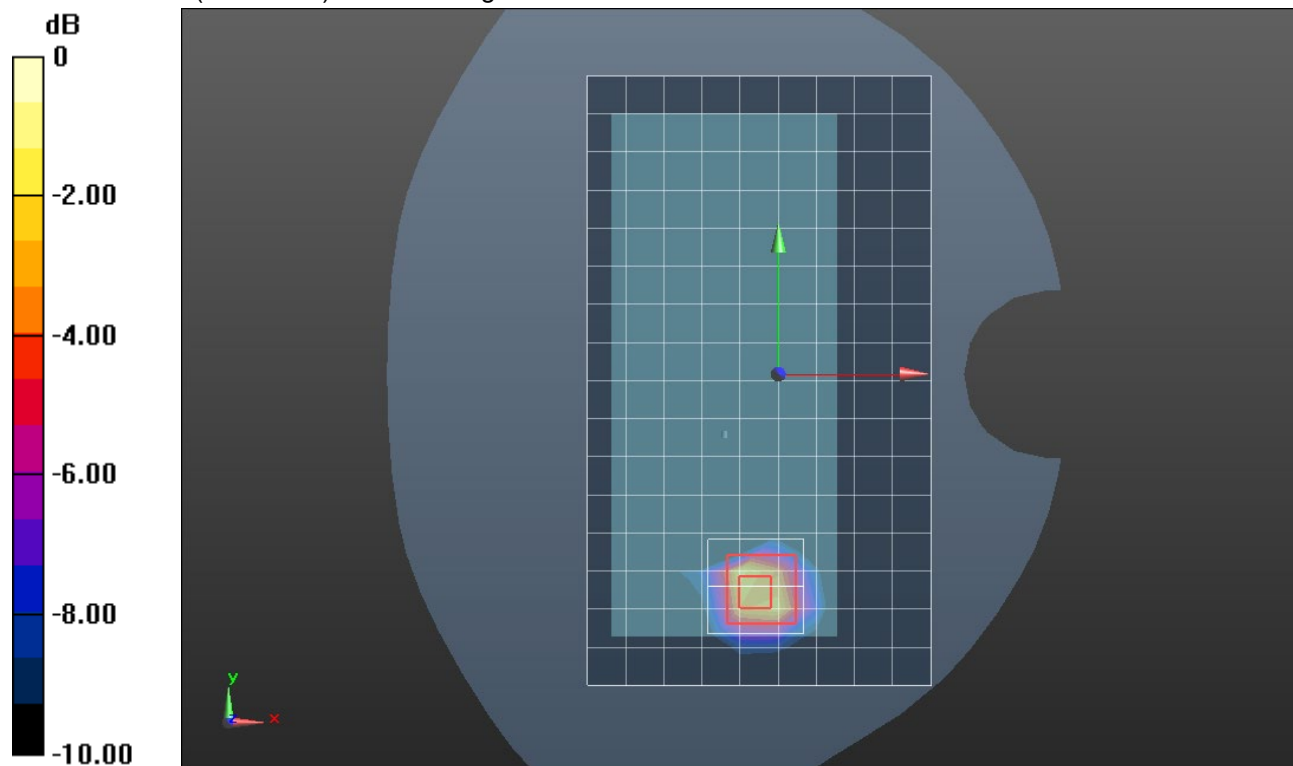
**SAR(1 g) = 0.062 W/kg; SAR(10 g) = 0.023 W/kg**

Smallest distance from peaks to all points 3 dB below = 7.6 mm

Ratio of SAR at M2 to SAR at M1 = 42.5%

[Info: Interpolated medium parameters used for SAR evaluation.](#)

Maximum value of SAR (measured) = 0.115 W/kg



0 dB = 0.115 W/kg = -9.39 dBW/kg

## Wi-Fi 2.4GHz Chain 0

Frequency: 2462 MHz; Duty Cycle: 1:1; Room Ambient Temperature: 24.0°C; Liquid Temperature: 23.0°C  
 Medium parameters used (interpolated):  $f = 2462 \text{ MHz}$ ;  $\sigma = 1.806 \text{ S/m}$ ;  $\epsilon_r = 37.405$ ;  $\rho = 1000 \text{ kg/m}^3$

DASY5 Configuration:

- Area Scan Setting: Find Secondary Maximum Within: 2.0 dB and with a peak SAR value greater than 0.0012W/kg
- Electronics: DAE4 Sn1239; Calibrated: 8/11/2021
- Probe: EX3DV4 - SN7656; ConvF(8.55, 8.55, 8.55) @ 2462 MHz; Calibrated: 6/1/2021
- Sensor-Surface: 1.4mm (Mechanical Surface Detection (Locations From Previous Scan Used)), Sensor-Surface: 1.4mm (Mechanical Surface Detection)
- Phantom: SAM with CRP (Wi-Fi 5 GHz); Type: QD000P40CD; Serial: TP:xxxx

**RHS/Touch\_802.11b\_ch 11/Area Scan (10x17x1):** Measurement grid: dx=12mm, dy=12mm  
 Maximum value of SAR (measured) = 0.562 W/kg

**RHS/Touch\_802.11b\_ch 11/Zoom Scan (7x7x7)/Cube 0:** Measurement grid: dx=5mm, dy=5mm, dz=5mm

Reference Value = 15.61 V/m; Power Drift = 0.12 dB

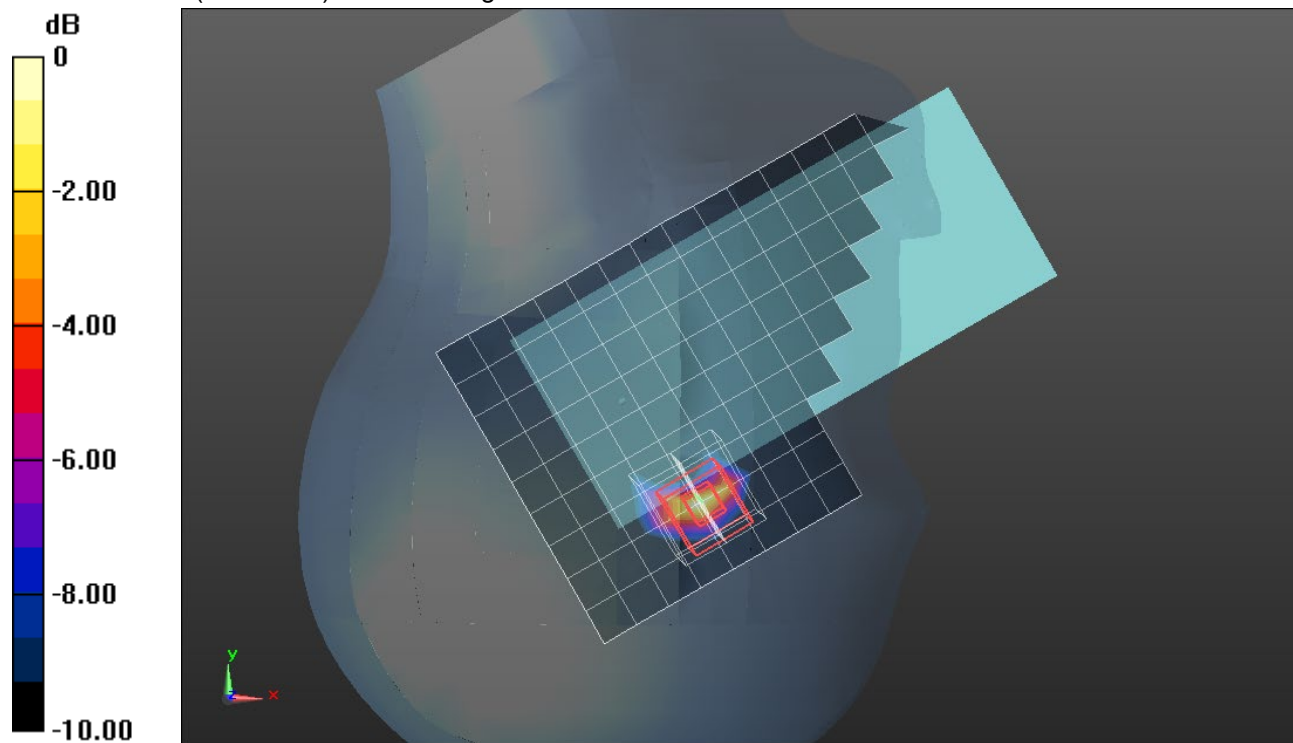
Peak SAR (extrapolated) = 0.822 W/kg

**SAR(1 g) = 0.287 W/kg; SAR(10 g) = 0.096 W/kg**

Smallest distance from peaks to all points 3 dB below = 4 mm

Ratio of SAR at M2 to SAR at M1 = 39.2%

Maximum value of SAR (measured) = 0.560 W/kg



0 dB = 0.560 W/kg = -2.52 dBW/kg

## Wi-Fi 2.4GHz Chain 0

Frequency: 2462 MHz; Duty Cycle: 1:1; Room Ambient Temperature: 24.0°C; Liquid Temperature: 23.0°C

Medium parameters used (interpolated):  $f = 2462$  MHz;  $\sigma = 1.806$  S/m;  $\epsilon_r = 37.405$ ;  $\rho = 1000$  kg/m<sup>3</sup>

DASY5 Configuration:

- Area Scan Setting: Find Secondary Maximum Within: 2.0 dB and with a peak SAR value greater than 0.0012W/kg
- Electronics: DAE4 Sn1239; Calibrated: 8/11/2021
- Probe: EX3DV4 - SN7656; ConvF(8.55, 8.55, 8.55) @ 2462 MHz; Calibrated: 6/1/2021
- Sensor-Surface: 1.4mm (Mechanical Surface Detection (Locations From Previous Scan Used)), Sensor-Surface: 1.4mm (Mechanical Surface Detection)
- Phantom: SAM with CRP (Wi-Fi 5 GHz); Type: QD000P40CD; Serial: TP:xxxx

**Rear/802.11b\_ch 11/Area Scan (10x17x1):** Measurement grid: dx=12mm, dy=12mm

[Info: Interpolated medium parameters used for SAR evaluation.](#)

Maximum value of SAR (measured) = 0.0691 W/kg

**Rear/802.11b\_ch 11/Zoom Scan (7x7x7)/Cube 0:** Measurement grid: dx=5mm, dy=5mm, dz=5mm

Reference Value = 5.399 V/m; Power Drift = -0.09 dB

Peak SAR (extrapolated) = 0.117 W/kg

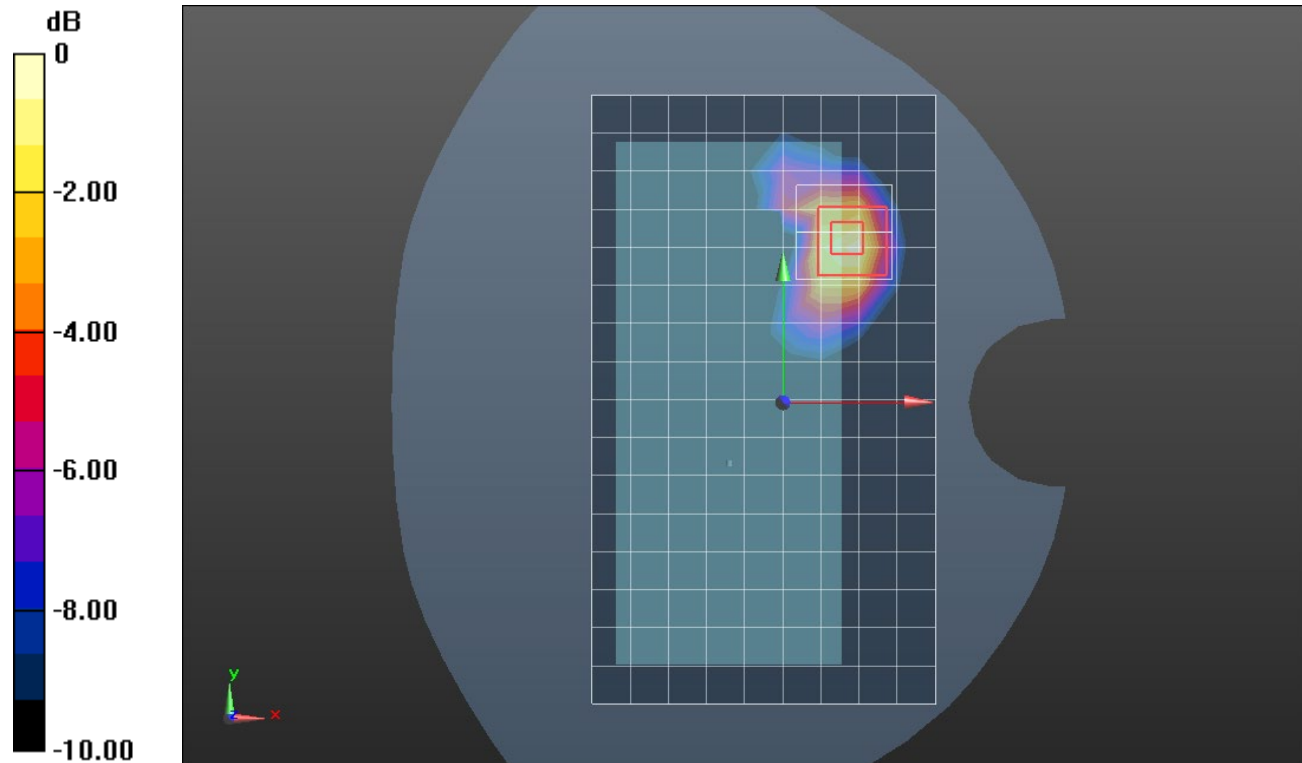
**SAR(1 g) = 0.045 W/kg; SAR(10 g) = 0.017 W/kg**

Smallest distance from peaks to all points 3 dB below: Larger than measurement grid

Ratio of SAR at M2 to SAR at M1 = 46.7%

[Info: Interpolated medium parameters used for SAR evaluation.](#)

Maximum value of SAR (measured) = 0.0731 W/kg



0 dB = 0.0731 W/kg = -11.36 dBW/kg



## Wi-Fi 2.4GHz Chain 0

Frequency: 2462 MHz; Duty Cycle: 1:1; Room Ambient Temperature: 24.0°C; Liquid Temperature: 23.0°C

Medium parameters used (interpolated):  $f = 2462$  MHz;  $\sigma = 1.806$  S/m;  $\epsilon_r = 37.405$ ;  $\rho = 1000$  kg/m<sup>3</sup>

DASY5 Configuration:

- Area Scan Setting: Find Secondary Maximum Within: 2.0 dB and with a peak SAR value greater than 0.0012W/kg
- Electronics: DAE4 Sn1239; Calibrated: 8/11/2021
- Probe: EX3DV4 - SN7656; ConvF(8.55, 8.55, 8.55) @ 2462 MHz; Calibrated: 6/1/2021
- Sensor-Surface: 1.4mm (Mechanical Surface Detection)
- Phantom: SAM with CRP (Wi-Fi 5 GHz); Type: QD000P40CD; Serial: TP:xxxx

**Edge 4/802.11b\_ch 11/Area Scan (7x17x1):** Measurement grid: dx=12mm, dy=12mm

[Info: Interpolated medium parameters used for SAR evaluation.](#)

Maximum value of SAR (measured) = 0.133 W/kg

**Edge 4/802.11b\_ch 11/Zoom Scan (7x7x7)/Cube 0:** Measurement grid: dx=5mm, dy=5mm, dz=5mm

Reference Value = 7.833 V/m; Power Drift = 0.11 dB

Peak SAR (extrapolated) = 0.193 W/kg

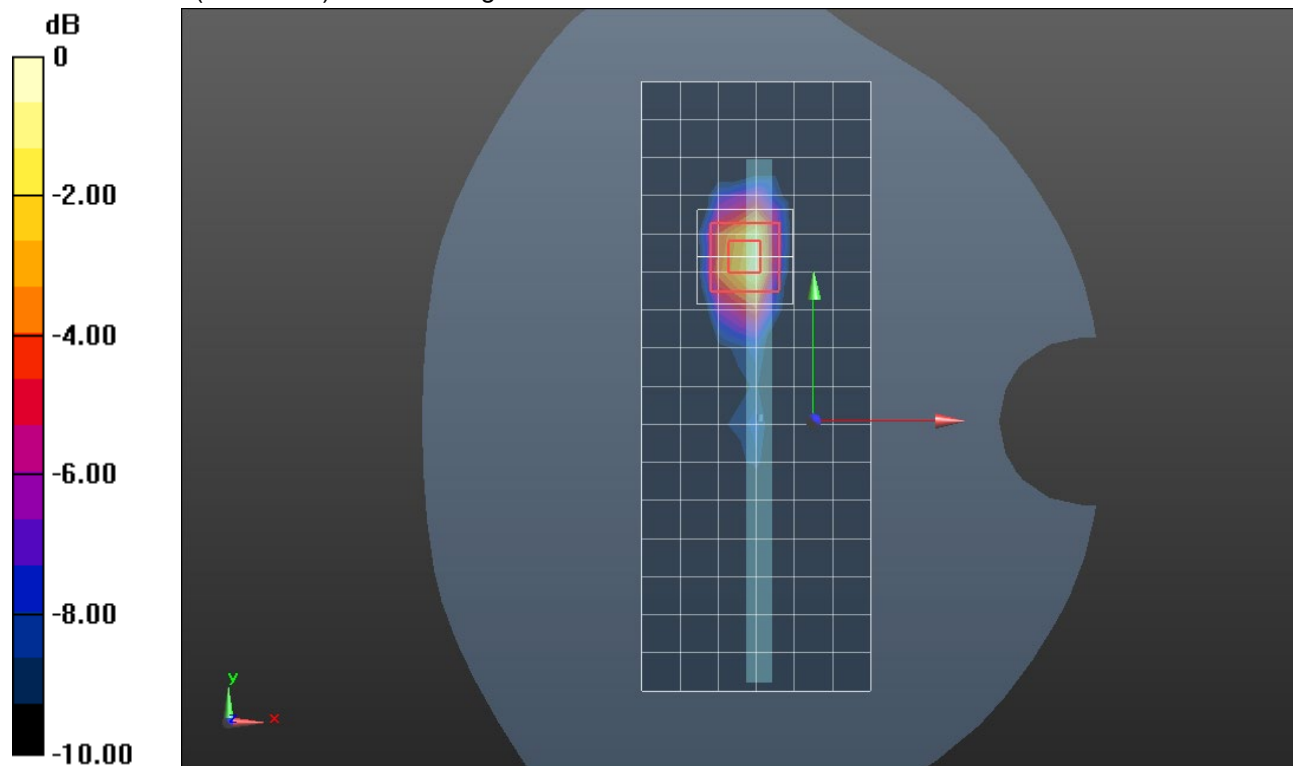
**SAR(1 g) = 0.090 W/kg; SAR(10 g) = 0.038 W/kg**

Smallest distance from peaks to all points 3 dB below = 8 mm

Ratio of SAR at M2 to SAR at M1 = 48.3%

[Info: Interpolated medium parameters used for SAR evaluation.](#)

Maximum value of SAR (measured) = 0.156 W/kg



0 dB = 0.156 W/kg = -8.07 dBW/kg

## Wi-Fi 2.4GHz Chain 1

Frequency: 2462 MHz; Duty Cycle: 1:1; Room Ambient Temperature: 24.0°C; Liquid Temperature: 23.0°C

Medium parameters used (interpolated):  $f = 2462$  MHz;  $\sigma = 1.806$  S/m;  $\epsilon_r = 37.405$ ;  $\rho = 1000$  kg/m<sup>3</sup>

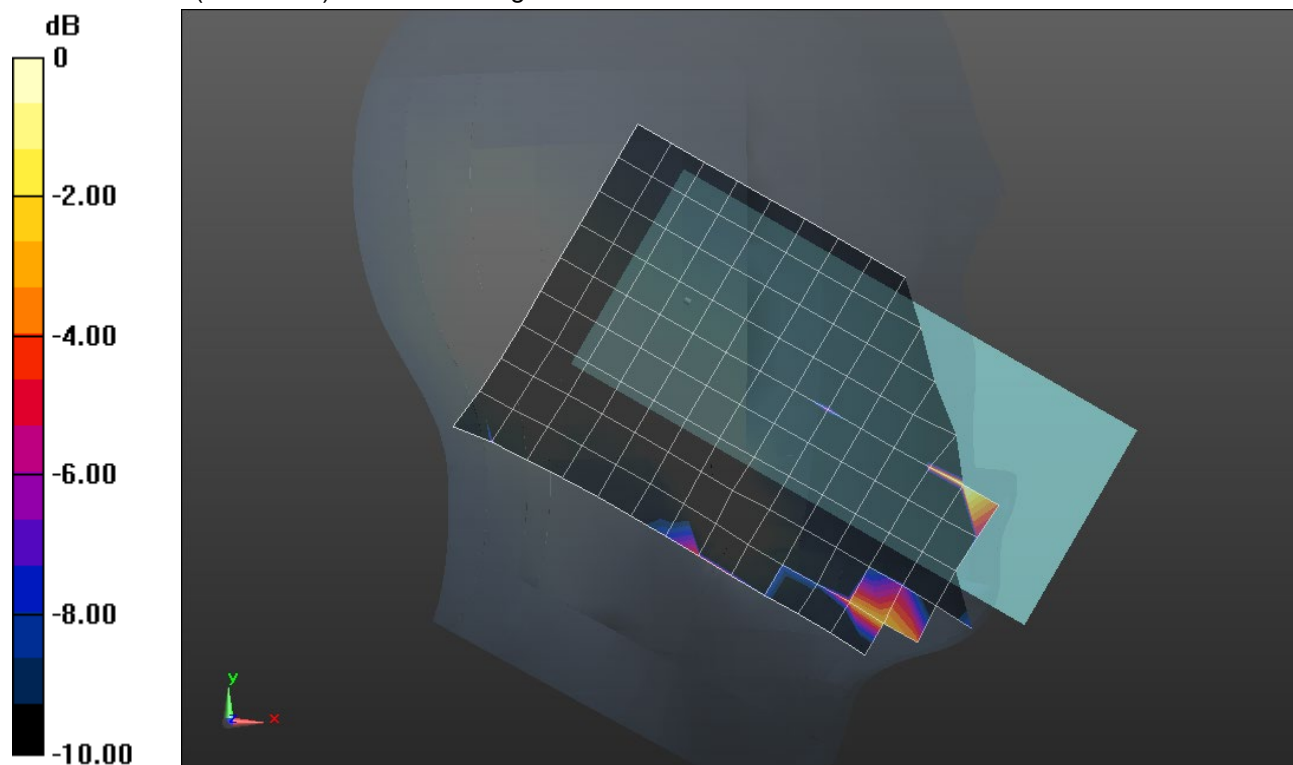
DASY5 Configuration:

- Area Scan Setting: Find Secondary Maximum Within: 2.0 dB and with a peak SAR value greater than 0.0012W/kg
- Electronics: DAE4 Sn1239; Calibrated: 8/11/2021
- Probe: EX3DV4 - SN7656; ConvF(8.55, 8.55, 8.55) @ 2462 MHz; Calibrated: 6/1/2021
- Sensor-Surface: 1.4mm (Mechanical Surface Detection (Locations From Previous Scan Used))
- Phantom: SAM with CRP (Wi-Fi 5 GHz); Type: QD000P40CD; Serial: TP:xxxx

**LHS/Touch\_802.11b\_ch 11/Area Scan (10x17x1):** Measurement grid: dx=12mm, dy=12mm

[Info: Interpolated medium parameters used for SAR evaluation.](#)

Maximum value of SAR (measured) = 0.00404 W/kg



0 dB = 0.00404 W/kg = -23.94 dBW/kg

## Wi-Fi 2.4GHz Chain 1

Frequency: 2462 MHz; Duty Cycle: 1:1; Room Ambient Temperature: 24.0°C; Liquid Temperature: 23.0°C

Medium parameters used (interpolated):  $f = 2462$  MHz;  $\sigma = 1.806$  S/m;  $\epsilon_r = 37.405$ ;  $\rho = 1000$  kg/m<sup>3</sup>

DASY5 Configuration:

- Area Scan Setting: Find Secondary Maximum Within: 2.0 dB and with a peak SAR value greater than 0.0012W/kg
- Electronics: DAE4 Sn1239; Calibrated: 8/11/2021
- Probe: EX3DV4 - SN7656; ConvF(8.55, 8.55, 8.55) @ 2462 MHz; Calibrated: 6/1/2021
- Sensor-Surface: 1.4mm (Mechanical Surface Detection)
- Phantom: SAM with CRP (Wi-Fi 5 GHz); Type: QD000P40CD; Serial: TP:xxxx

**Rear/802.11b\_ch 11/Area Scan (10x17x1):** Measurement grid: dx=12mm, dy=12mm

[Info: Interpolated medium parameters used for SAR evaluation.](#)

Maximum value of SAR (measured) = 0.0555 W/kg

**Rear/802.11b\_ch 11/Zoom Scan (7x7x7)/Cube 0:** Measurement grid: dx=5mm, dy=5mm, dz=5mm

Reference Value = 4.788 V/m; Power Drift = 0.16 dB

Peak SAR (extrapolated) = 0.0920 W/kg

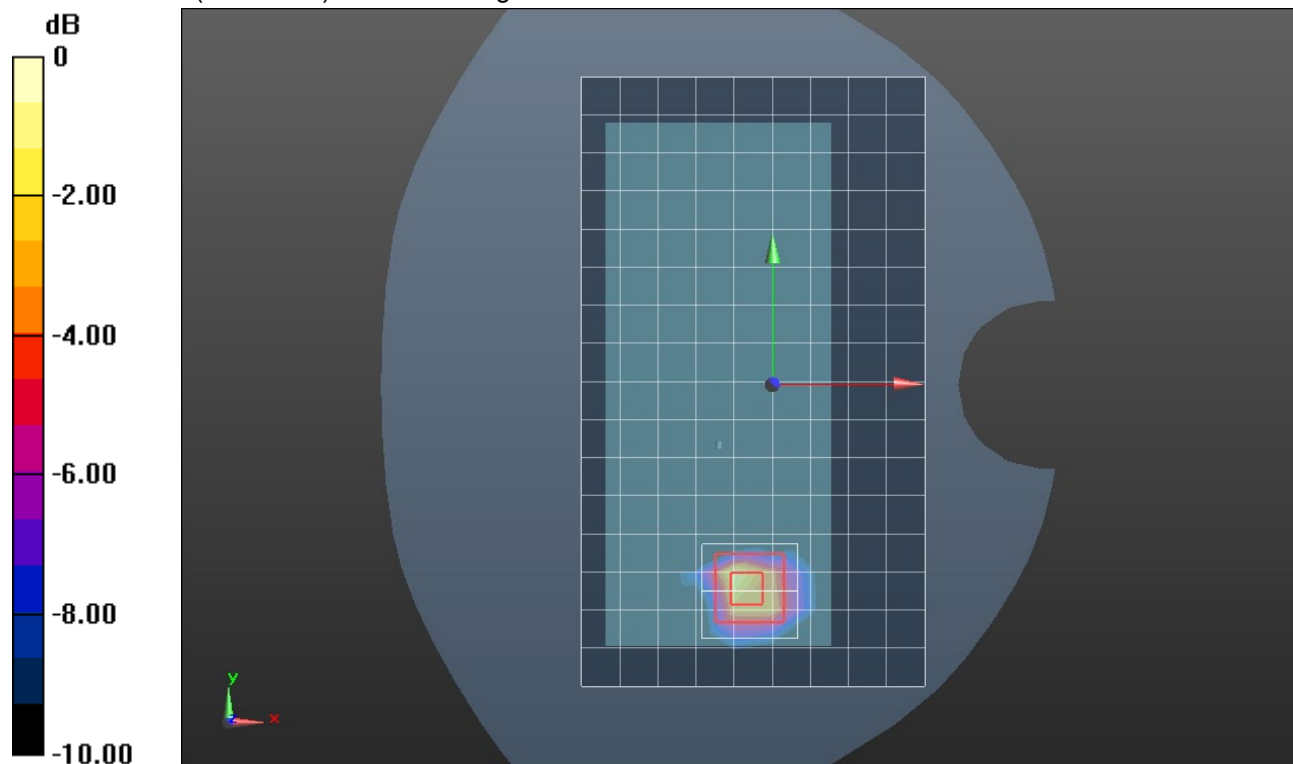
**SAR(1 g) = 0.039 W/kg; SAR(10 g) = 0.012 W/kg**

Smallest distance from peaks to all points 3 dB below: Larger than measurement grid

Ratio of SAR at M2 to SAR at M1 = 41.4%

[Info: Interpolated medium parameters used for SAR evaluation.](#)

Maximum value of SAR (measured) = 0.0682 W/kg



0 dB = 0.0682 W/kg = -11.66 dBW/kg

## Wi-Fi 5.2 GHz Chain\_0

Frequency: 5210 MHz; Duty Cycle: 1:1; Room Ambient Temperature: 24.0°C; Liquid Temperature: 23.0°C

Medium parameters used:  $f = 5210$  MHz;  $\sigma = 4.555$  S/m;  $\epsilon_r = 36.383$ ;  $\rho = 1000$  kg/m<sup>3</sup>

DASY5 Configuration:

- Area Scan Setting: Find Secondary Maximum Within: 2.0 dB and with a peak SAR value greater than 0.0012W/kg
- Electronics: DAE4ip Sn1619; Calibrated: 04/20/2021
- Probe: EX3DV4 - SN7335; ConvF(5.39, 5.39, 5.39) @ 5210 MHz; Calibrated: 01/20/2022
- Sensor-Surface: 1.4mm (Mechanical Surface Detection (Locations From Previous Scan Used)), Sensor-Surface: 1.4mm (Mechanical Surface Detection)
- Phantom: Twin-SAM V8.0 (20deg probe tilt); Type: QD 000 P41 Ax; Serial: xxxx

**Edge 4/802.11ac\_VHT80\_Ch 42/Area Scan (7x20x1):** Measurement grid: dx=10mm, dy=10mm  
 Maximum value of SAR (measured) = 0.220 W/kg

**Edge 4/802.11ac\_VHT80\_Ch 42/Zoom Scan (7x7x12)/Cube 0:** Measurement grid: dx=4mm, dy=4mm, dz=2mm

Reference Value = 6.063 V/m; Power Drift = 0.10 dB

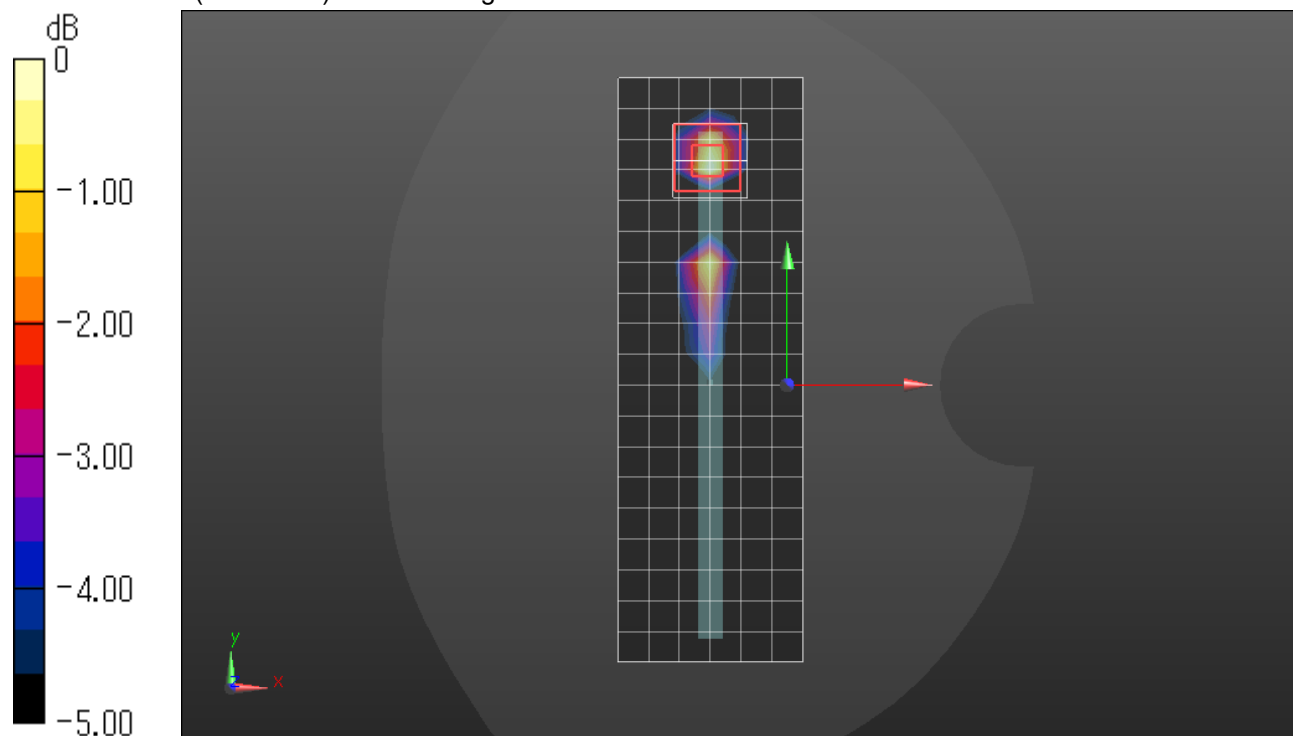
Peak SAR (extrapolated) = 0.357 W/kg

**SAR(1 g) = 0.092 W/kg; SAR(10 g) = 0.034 W/kg**

Smallest distance from peaks to all points 3 dB below = 8.2 mm

Ratio of SAR at M2 to SAR at M1 = 53.3%

Maximum value of SAR (measured) = 0.212 W/kg



0 dB = 0.212 W/kg = -6.74 dBW/kg

## Wi-Fi 5.2 GHz Chain\_1

Frequency: 5210 MHz; Duty Cycle: 1:1; Room Ambient Temperature: 24.0°C; Liquid Temperature: 23.0°C

Medium parameters used:  $f = 5210$  MHz;  $\sigma = 4.566$  S/m;  $\epsilon_r = 35.388$ ;  $\rho = 1000$  kg/m<sup>3</sup>

DASY5 Configuration:

- Area Scan Setting: Find Secondary Maximum Within: 2.0 dB and with a peak SAR value greater than 0.0012W/kg
- Electronics: DAE4 Sn1352; Calibrated: 11/9/2021
- Probe: EX3DV4 - SN3686; ConvF(5.15, 5.15, 5.15) @ 5210 MHz; Calibrated: 1/18/2022
- Sensor-Surface: 1.4mm (Mechanical Surface Detection)
- Phantom: Twin-SAM V5.0 (30deg probe tilt); Type: QD 000 P40 CD; Serial: 1629

**Rear/802.11ac\_VHT80\_Ch 42/Area Scan (11x20x1):** Measurement grid: dx=10mm, dy=10mm

Maximum value of SAR (measured) = 0.147 W/kg

**Rear/802.11ac\_VHT80\_Ch 42/Zoom Scan (8x8x12)/Cube 0:** Measurement grid: dx=4mm, dy=4mm, dz=2mm

Reference Value = 4.942 V/m; Power Drift = -0.05 dB

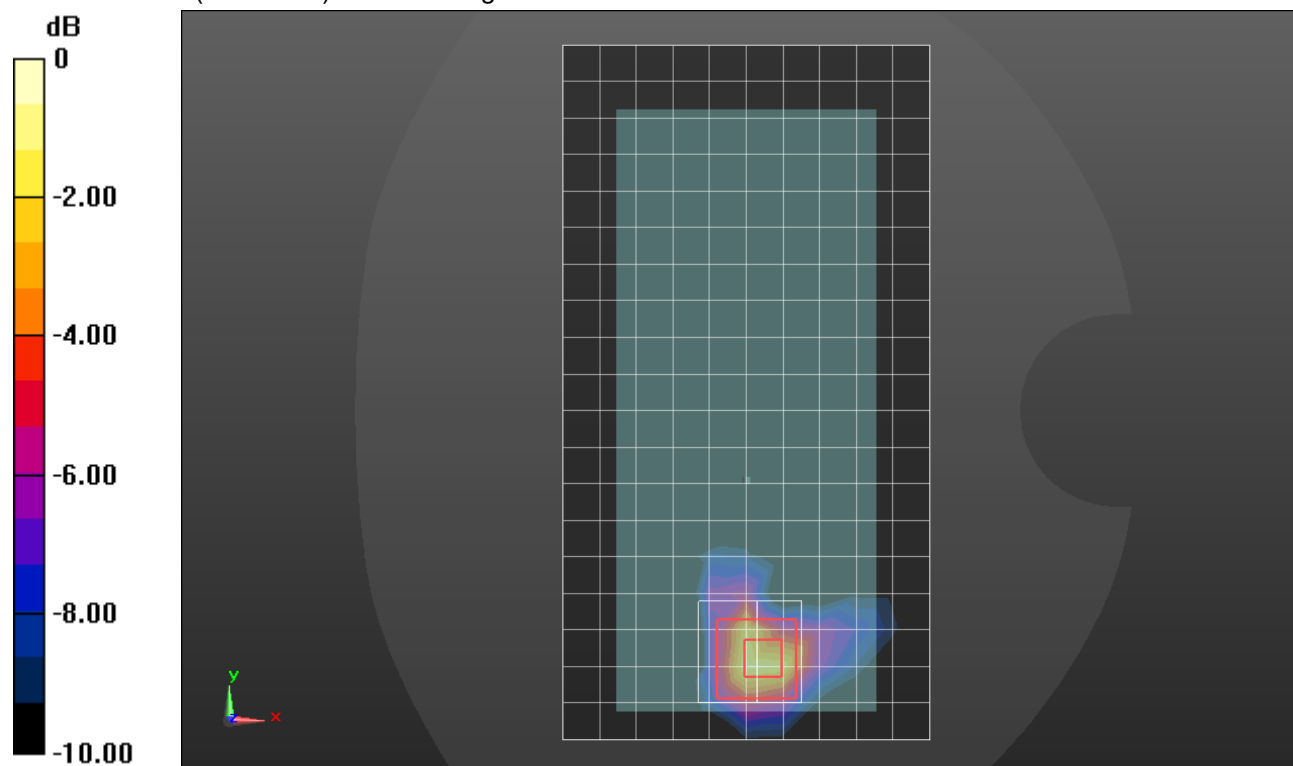
Peak SAR (extrapolated) = 0.302 W/kg

**SAR(1 g) = 0.077 W/kg; SAR(10 g) = 0.021 W/kg**

Smallest distance from peaks to all points 3 dB below = 6.8 mm

Ratio of SAR at M2 to SAR at M1 = 54.5%

Maximum value of SAR (measured) = 0.186 W/kg



0 dB = 0.186 W/kg = -7.30 dBW/kg

## Wi-Fi 5.2 GHz Chain\_0

Frequency: 5210 MHz; Duty Cycle: 1:1; Room Ambient Temperature: 24.0°C; Liquid Temperature: 23.0°C

Medium parameters used:  $f = 5210$  MHz;  $\sigma = 4.555$  S/m;  $\epsilon_r = 36.383$ ;  $\rho = 1000$  kg/m<sup>3</sup>

DASY5 Configuration:

- Area Scan Setting: Find Secondary Maximum Within: 2.0 dB and with a peak SAR value greater than 0.0012W/kg
- Electronics: DAE4ip Sn1619; Calibrated: 04/20/2021
- Probe: EX3DV4 - SN7335; ConvF(5.39, 5.39, 5.39) @ 5210 MHz; Calibrated: 01/20/2022
- Sensor-Surface: 1.4mm (Mechanical Surface Detection)
- Phantom: Twin-SAM V8.0 (20deg probe tilt); Type: QD 000 P41 Ax; Serial: xxxx

**Edge 4/802.11ac\_VHT80\_Ch 42/Area Scan (7x20x1):** Measurement grid: dx=10mm, dy=10mm

Maximum value of SAR (measured) = 0.140 W/kg

**Edge 4/802.11ac\_VHT80\_Ch 42/Zoom Scan (7x7x12)/Cube 0:** Measurement grid: dx=4mm, dy=4mm,

dz=2mm

Reference Value = 5.094 V/m; Power Drift = 0.09 dB

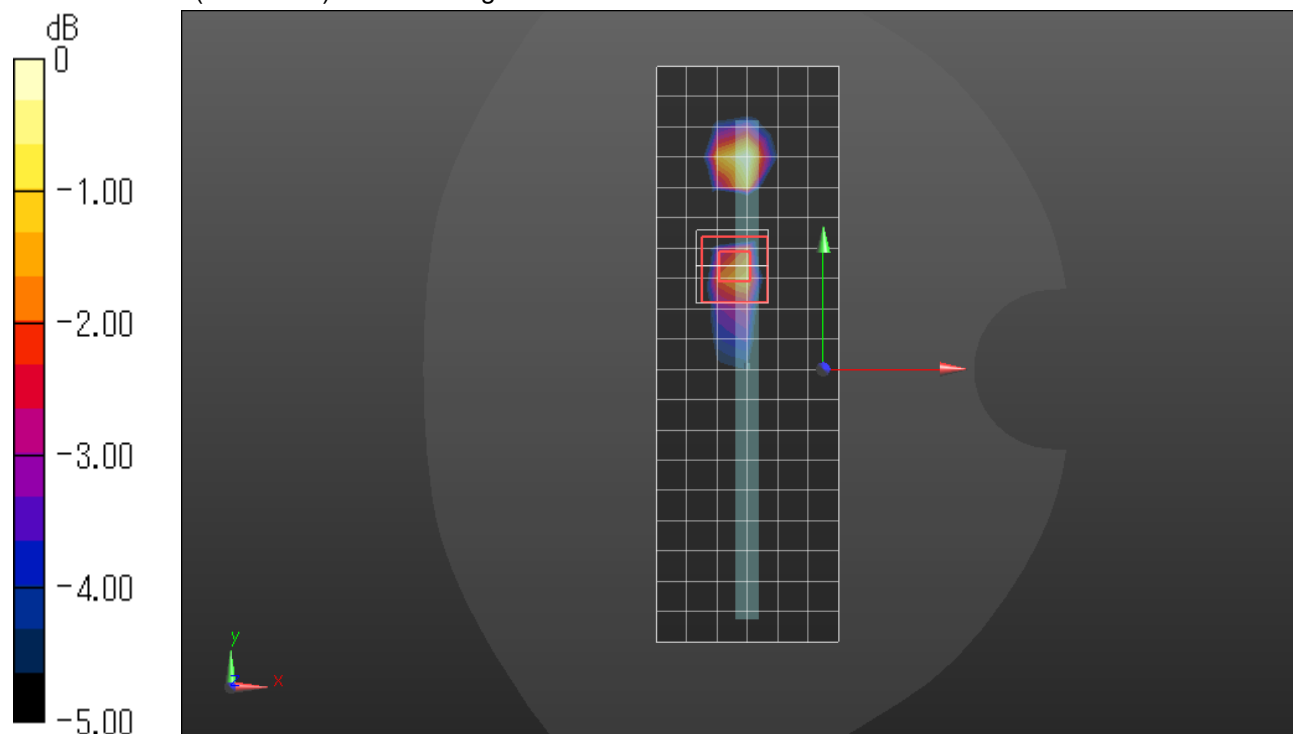
Peak SAR (extrapolated) = 0.242 W/kg

**SAR(1 g) = 0.060 W/kg; SAR(10 g) = 0.024 W/kg**

Smallest distance from peaks to all points 3 dB below = 7.5 mm

Ratio of SAR at M2 to SAR at M1 = 50.6%

Maximum value of SAR (measured) = 0.134 W/kg



0 dB = 0.134 W/kg = -8.73 dBW/kg

### Wi-Fi 5.2 GHz Chain\_1 Simultaneous

Frequency: 5210 MHz; Duty Cycle: 1:1; Room Ambient Temperature: 24.0°C; Liquid Temperature: 23.0°C

Medium parameters used:  $f = 5210$  MHz;  $\sigma = 4.566$  S/m;  $\epsilon_r = 35.388$ ;  $\rho = 1000$  kg/m<sup>3</sup>

DASY5 Configuration:

- Area Scan Setting: Find Secondary Maximum Within: 2.0 dB and with a peak SAR value greater than 0.0012W/kg
- Electronics: DAE4 Sn1352; Calibrated: 11/9/2021
- Probe: EX3DV4 - SN3686; ConvF(5.15, 5.15, 5.15) @ 5210 MHz; Calibrated: 1/18/2022
- Sensor-Surface: 1.4mm (Mechanical Surface Detection)
- Phantom: Twin-SAM V5.0 (30deg probe tilt); Type: QD 000 P40 CD; Serial: 1629

**Rear/802.11ac\_VHT80\_Ch 42/Area Scan (11x20x1):** Measurement grid: dx=10mm, dy=10mm

Maximum value of SAR (measured) = 0.0819 W/kg

**Rear/802.11ac\_VHT80\_Ch 42/Zoom Scan (8x8x12)/Cube 0:** Measurement grid: dx=4mm, dy=4mm, dz=2mm

Reference Value = 3.797 V/m; Power Drift = -0.19 dB

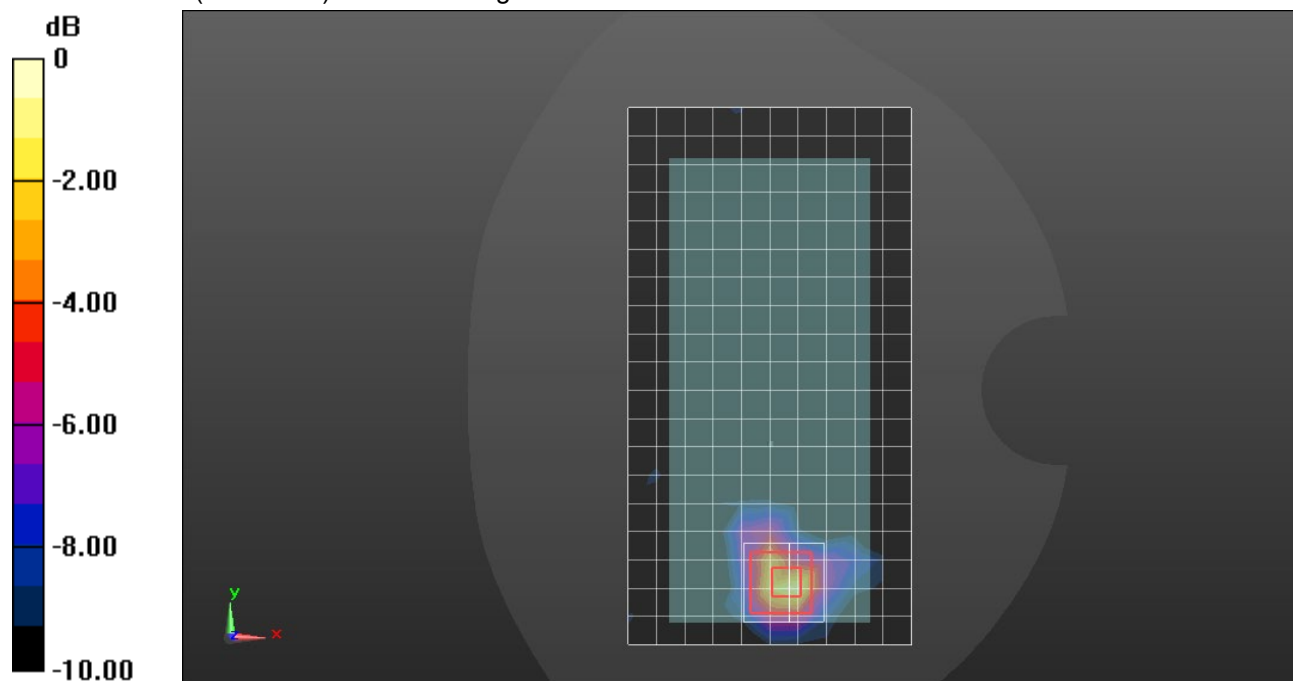
Peak SAR (extrapolated) = 0.133 W/kg

**SAR(1 g) = 0.035 W/kg; SAR(10 g) = 0.010 W/kg**

Smallest distance from peaks to all points 3 dB below: Larger than measurement grid

Ratio of SAR at M2 to SAR at M1 = 58%

Maximum value of SAR (measured) = 0.0950 W/kg



0 dB = 0.0950 W/kg = -10.22 dBW/kg

## Wi-Fi 5.3 GHz Chain\_0

Frequency: 5250 MHz; Duty Cycle: 1:1; Room Ambient Temperature: 24.0°C; Liquid Temperature: 23.0°C

Medium parameters used:  $f = 5250$  MHz;  $\sigma = 4.516$  S/m;  $\epsilon_r = 36.52$ ;  $\rho = 1000$  kg/m<sup>3</sup>

DASY5 Configuration:

- Area Scan Setting: Find Secondary Maximum Within: 2.0 dB and with a peak SAR value greater than 0.0012W/kg
- Electronics: DAE4ip Sn1619; Calibrated: 04/20/2021
- Probe: EX3DV4 - SN7335; ConvF(5.39, 5.39, 5.39) @ 5250 MHz; Calibrated: 01/20/2022
- Sensor-Surface: 1.4mm (Mechanical Surface Detection)
- Phantom: Twin-SAM V8.0 (20deg probe tilt); Type: QD 000 P41 Ax; Serial: xxxx

**RHS/Touch\_802.11ac\_VHT160\_Ch 50/Area Scan (11x20x1):** Measurement grid: dx=10mm, dy=10mm

Maximum value of SAR (measured) = 0.685 W/kg

**RHS/Touch\_802.11ac\_VHT160\_Ch 50/Zoom Scan (9x10x12)/Cube 0:** Measurement grid: dx=4mm, dy=4mm, dz=2mm

Reference Value = 10.26 V/m; Power Drift = 0.00 dB

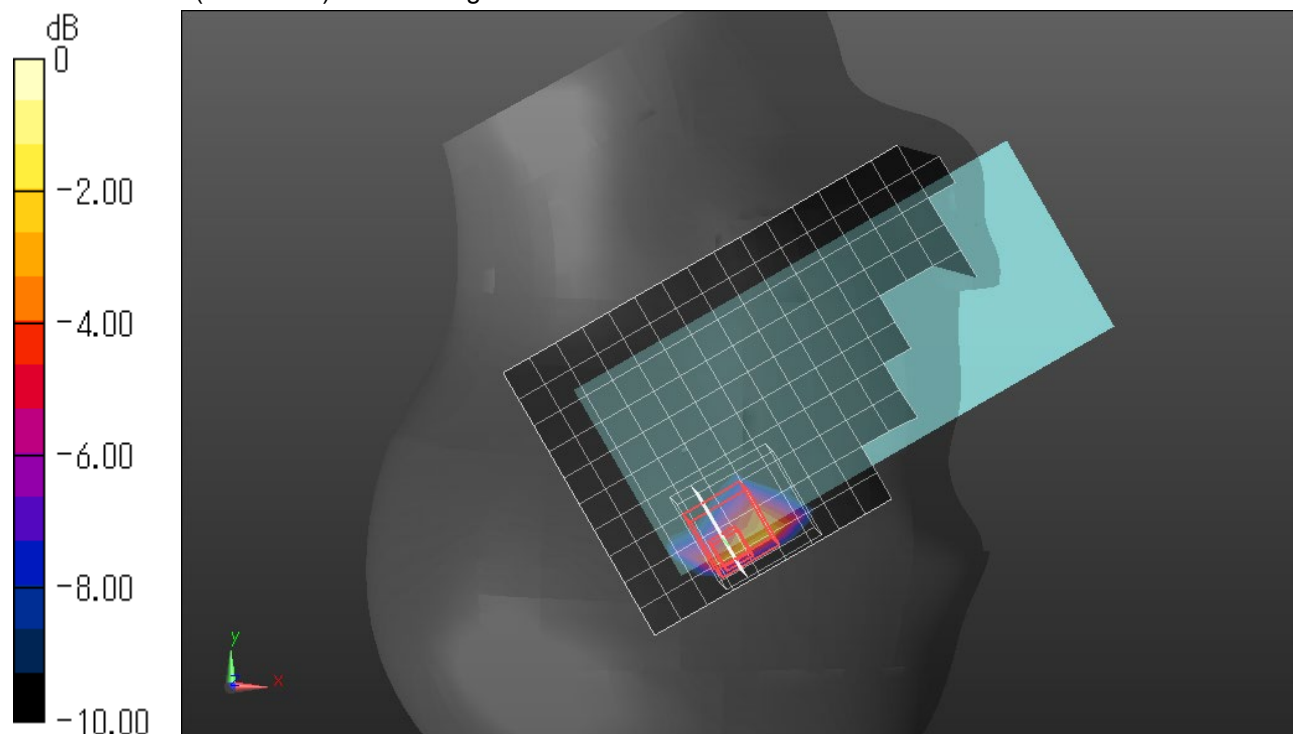
Peak SAR (extrapolated) = 2.04 W/kg

**SAR(1 g) = 0.352 W/kg; SAR(10 g) = 0.104 W/kg**

Smallest distance from peaks to all points 3 dB below = 2.4 mm

Ratio of SAR at M2 to SAR at M1 = 47%

Maximum value of SAR (measured) = 1.15 W/kg



0 dB = 1.15 W/kg = 0.61 dBW/kg



## Wi-Fi 5.3 GHz Chain\_0

Frequency: 5250 MHz; Duty Cycle: 1:1; Room Ambient Temperature: 24.0°C; Liquid Temperature: 23.0°C

Medium parameters used:  $f = 5250$  MHz;  $\sigma = 4.516$  S/m;  $\epsilon_r = 36.52$ ;  $\rho = 1000$  kg/m<sup>3</sup>

DASY5 Configuration:

- Area Scan Setting: Find Secondary Maximum Within: 2.0 dB and with a peak SAR value greater than 0.0012W/kg
- Electronics: DAE4ip Sn1619; Calibrated: 04/20/2021
- Probe: EX3DV4 - SN7335; ConvF(5.39, 5.39, 5.39) @ 5250 MHz; Calibrated: 01/20/2022
- Sensor-Surface: 1.4mm (Mechanical Surface Detection)
- Phantom: Twin-SAM V8.0 (20deg probe tilt); Type: QD 000 P41 Ax; Serial: xxxx

**Rear/802.11ac\_VHT160\_Ch 50/Area Scan (11x20x1):** Measurement grid: dx=10mm, dy=10mm

Maximum value of SAR (measured) = 0.0732 W/kg

**Rear/802.11ac\_VHT160\_Ch 50/Zoom Scan (9x10x12)/Cube 0:** Measurement grid: dx=4mm, dy=4mm, dz=2mm

Reference Value = 3.094 V/m; Power Drift = 0.13 dB

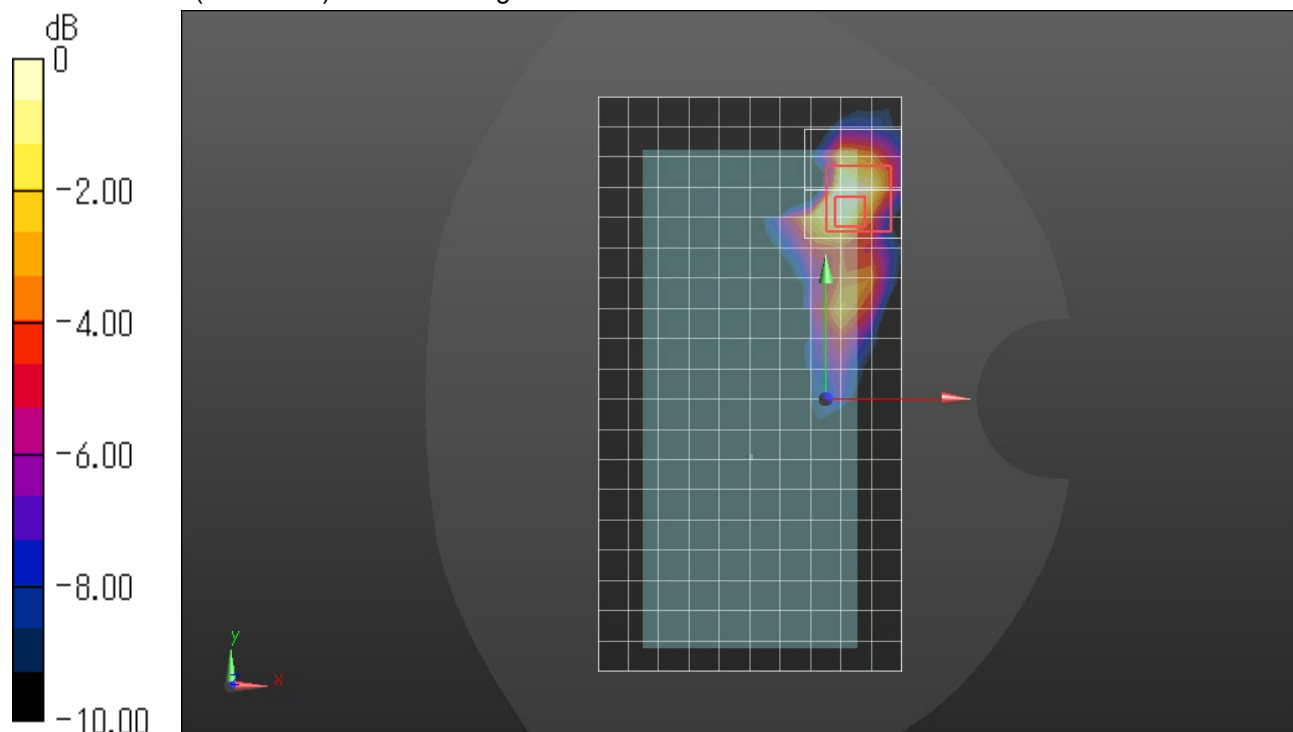
Peak SAR (extrapolated) = 0.112 W/kg

**SAR(1 g) = 0.026 W/kg; SAR(10 g) = 0.011 W/kg**

Smallest distance from peaks to all points 3 dB below: Larger than measurement grid

Ratio of SAR at M2 to SAR at M1 = 52.9%

Maximum value of SAR (measured) = 0.0688 W/kg



0 dB = 0.0688 W/kg = -11.62 dBW/kg

### Wi-Fi 5.3 GHz Chain 1

Frequency: 5250 MHz; Duty Cycle: 1:1; Room Ambient Temperature: 24.0°C; Liquid Temperature: 23.0°C

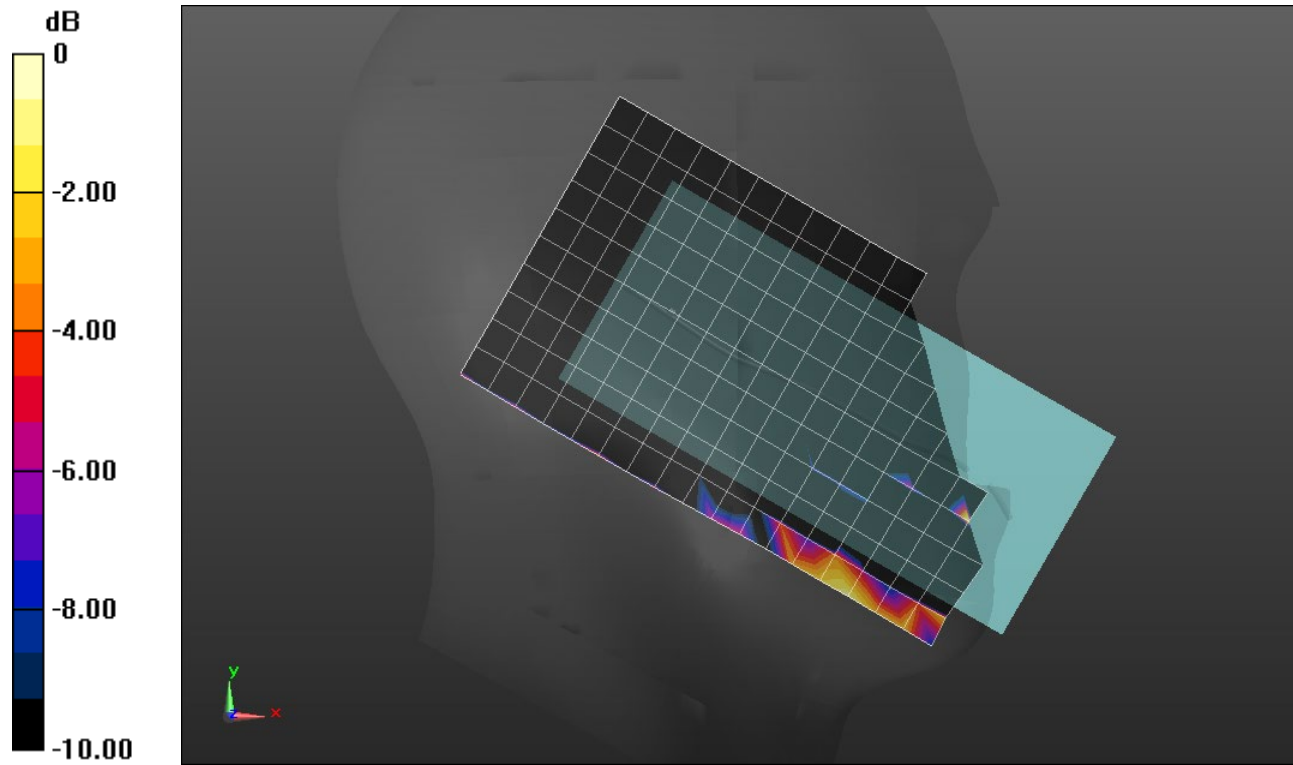
Medium parameters used:  $f = 5250$  MHz;  $\sigma = 4.618$  S/m;  $\epsilon_r = 35.643$ ;  $\rho = 1000$  kg/m<sup>3</sup>

DASY5 Configuration:

- Area Scan Setting: Find Secondary Maximum Within: 2.0 dB and with a peak SAR value greater than 0.0012W/kg
- Electronics: DAE4 Sn1352; Calibrated: 11/9/2021
- Probe: EX3DV4 - SN3686; ConvF(5.15, 5.15, 5.15) @ 5250 MHz; Calibrated: 1/18/2022
- Sensor-Surface: 1.4mm (Mechanical Surface Detection)
- Phantom: Twin-SAM V5.0 (30deg probe tilt); Type: QD 000 P40 CD; Serial: 1629

**LHS/Tilt\_802.11ac\_VHT160\_Ch 50/Area Scan (11x19x1):** Measurement grid: dx=10mm, dy=10mm

Maximum value of SAR (measured) = 0.0138 W/kg



0 dB = 0.0138 W/kg = -18.60 dBW/kg

### Wi-Fi 5.3 GHz Chain\_1

Frequency: 5250 MHz; Duty Cycle: 1:1; Room Ambient Temperature: 24.0°C; Liquid Temperature: 23.0°C

Medium parameters used:  $f = 5250$  MHz;  $\sigma = 4.618$  S/m;  $\epsilon_r = 35.643$ ;  $\rho = 1000$  kg/m<sup>3</sup>

DASY5 Configuration:

- Area Scan Setting: Find Secondary Maximum Within: 2.0 dB and with a peak SAR value greater than 0.0012W/kg
- Electronics: DAE4 Sn1352; Calibrated: 11/9/2021
- Probe: EX3DV4 - SN3686; ConvF(5.15, 5.15, 5.15) @ 5250 MHz; Calibrated: 1/18/2022
- Sensor-Surface: 1.4mm (Mechanical Surface Detection)
- Phantom: Twin-SAM V5.0 (30deg probe tilt); Type: QD 000 P40 CD; Serial: 1629

**Rear/802.11ac\_VHT160\_Ch 50/Area Scan (11x20x1):** Measurement grid: dx=10mm, dy=10mm

Maximum value of SAR (measured) = 0.240 W/kg

**Rear/802.11ac\_VHT160\_Ch 50/Zoom Scan (7x7x12)/Cube 0:** Measurement grid: dx=4mm, dy=4mm, dz=2mm

Reference Value = 6.346 V/m; Power Drift = -0.17 dB

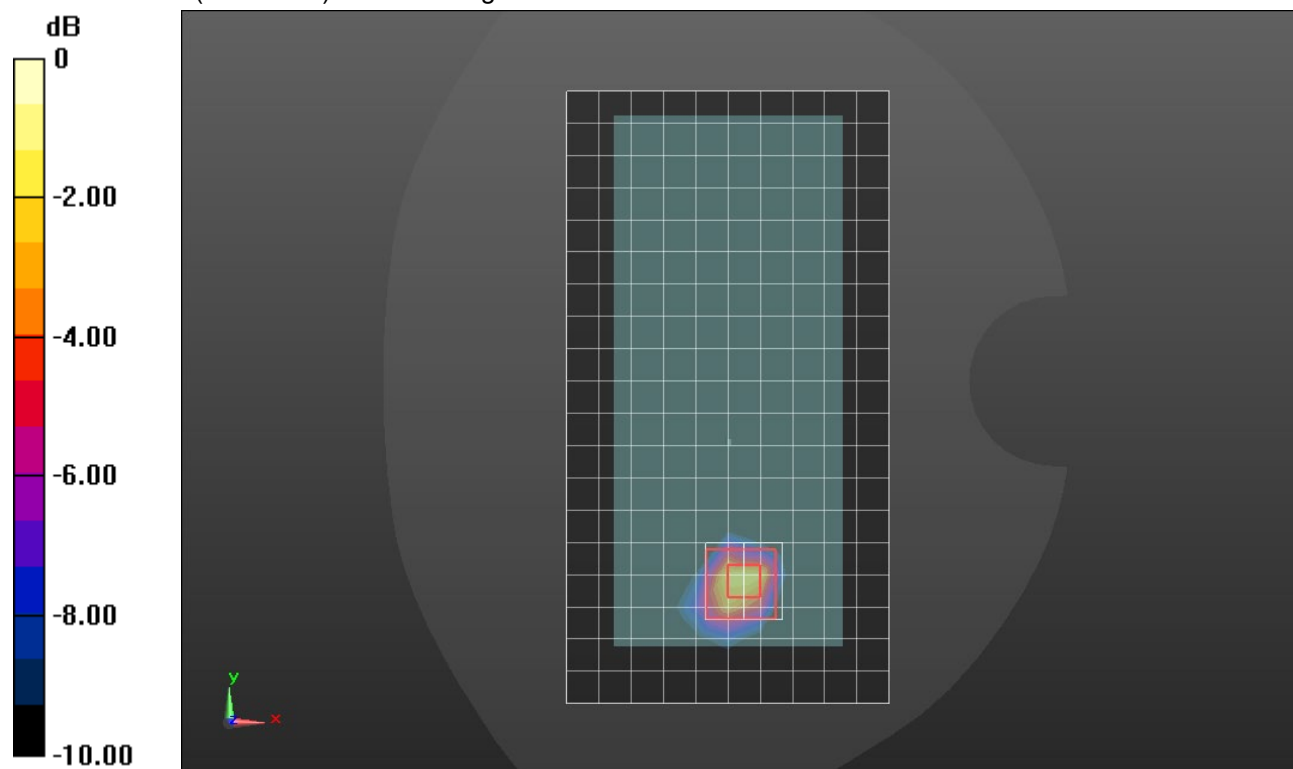
Peak SAR (extrapolated) = 0.504 W/kg

**SAR(1 g) = 0.138 W/kg; SAR(10 g) = 0.037 W/kg**

Smallest distance from peaks to all points 3 dB below = 7.2 mm

Ratio of SAR at M2 to SAR at M1 = 57.5%

Maximum value of SAR (measured) = 0.331 W/kg



0 dB = 0.331 W/kg = -4.80 dBW/kg

### Wi-Fi 5.3 GHz Chain\_0\_Extremity

Frequency: 5250 MHz; Duty Cycle: 1:1; Room Ambient Temperature: 24.0°C; Liquid Temperature: 23.0°C

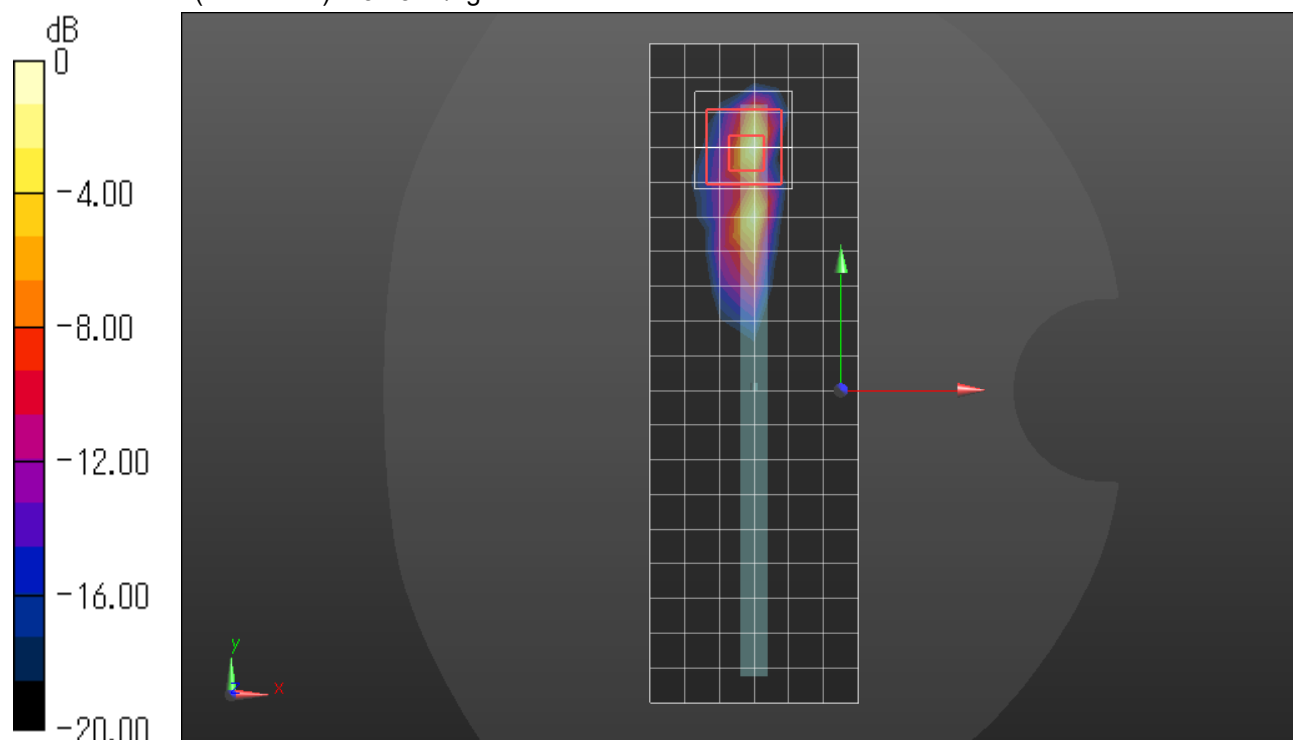
Medium parameters used:  $f = 5250$  MHz;  $\sigma = 4.613$  S/m;  $\epsilon_r = 36.295$ ;  $\rho = 1000$  kg/m<sup>3</sup>

DASY5 Configuration:

- Area Scan Setting: Find Secondary Maximum Within: 2.0 dB and with a peak SAR value greater than 0.0012W/kg
- Electronics: DAE4ip Sn1619; Calibrated: 04/20/2021
- Probe: EX3DV4 - SN7335; ConvF(5.39, 5.39, 5.39) @ 5250 MHz; Calibrated: 01/20/2022
- Sensor-Surface: 1.4mm (Mechanical Surface Detection)
- Phantom: Twin-SAM V8.0 (20deg probe tilt); Type: QD 000 P41 Ax; Serial: xxxx

**Edge 4/802.11ac\_VHT160\_Ch 50/Area Scan (7x20x1):** Measurement grid: dx=10mm, dy=10mm  
 Maximum value of SAR (measured) = 2.85 W/kg

**Edge 4/802.11ac\_VHT160\_Ch 50/Zoom Scan (8x8x12)/Cube 0:** Measurement grid: dx=4mm, dy=4mm, dz=2mm  
 Reference Value = 21.93 V/m; Power Drift = 0.09 dB  
 Peak SAR (extrapolated) = 8.14 W/kg  
**SAR(1 g) = 1.2 W/kg; SAR(10 g) = 0.225 W/kg**  
 Smallest distance from peaks to all points 3 dB below = 3.3 mm  
 Ratio of SAR at M2 to SAR at M1 = 51.7%  
 Maximum value of SAR (measured) = 3.45 W/kg



0 dB = 3.45 W/kg = 5.38 dBW/kg

### Wi-Fi 5.3 GHz Chain\_1\_Extremity

Frequency: 5250 MHz; Duty Cycle: 1:1; Room Ambient Temperature: 24.0°C; Liquid Temperature: 23.0°C

Medium parameters used:  $f = 5250$  MHz;  $\sigma = 4.613$  S/m;  $\epsilon_r = 36.295$ ;  $\rho = 1000$  kg/m<sup>3</sup>

DASY5 Configuration:

- Area Scan Setting: Find Secondary Maximum Within: 2.0 dB and with a peak SAR value greater than 0.0012W/kg
- Electronics: DAE4ip Sn1619; Calibrated: 04/20/2021
- Probe: EX3DV4 - SN7335; ConvF(5.39, 5.39, 5.39) @ 5250 MHz; Calibrated: 01/20/2022
- Sensor-Surface: 1.4mm (Mechanical Surface Detection (Locations From Previous Scan Used)), Sensor-Surface: 1.4mm (Mechanical Surface Detection)
- Phantom: Twin-SAM V8.0 (20deg probe tilt); Type: QD 000 P41 Ax; Serial: xxxx

**Rear/802.11ac\_VHT160\_Ch 50/Area Scan (11x20x1):** Measurement grid: dx=10mm, dy=10mm  
 Maximum value of SAR (measured) = 1.00 W/kg

**Rear/802.11ac\_VHT160\_Ch 50/Zoom Scan (9x9x12)/Cube 0:** Measurement grid: dx=4mm, dy=4mm, dz=2mm

Reference Value = 13.04 V/m; Power Drift = -0.04 dB

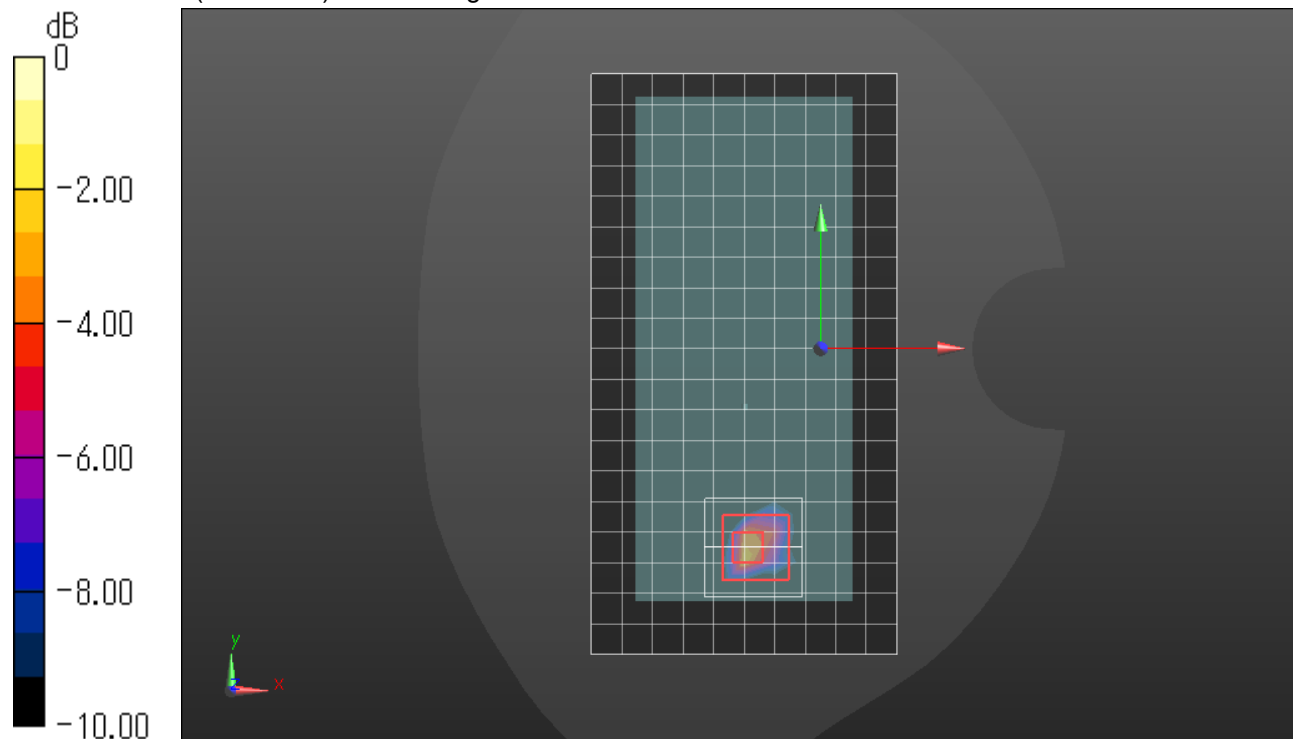
Peak SAR (extrapolated) = 5.08 W/kg

**SAR(1 g) = 0.609 W/kg; SAR(10 g) = 0.139 W/kg**

Smallest distance from peaks to all points 3 dB below = 4 mm

Ratio of SAR at M2 to SAR at M1 = 39.2%

Maximum value of SAR (measured) = 1.91 W/kg



0 dB = 1.91 W/kg = 2.81 dBW/kg

## Wi-Fi 5.3 GHz Chain\_0

Frequency: 5250 MHz; Duty Cycle: 1:1; Room Ambient Temperature: 24.0°C; Liquid Temperature: 23.0°C

Medium parameters used:  $f = 5250$  MHz;  $\sigma = 4.516$  S/m;  $\epsilon_r = 36.52$ ;  $\rho = 1000$  kg/m<sup>3</sup>

DASY5 Configuration:

- Area Scan Setting: Find Secondary Maximum Within: 2.0 dB and with a peak SAR value greater than 0.0012W/kg
- Electronics: DAE4ip Sn1619; Calibrated: 04/20/2021
- Probe: EX3DV4 - SN7335; ConvF(5.39, 5.39, 5.39) @ 5250 MHz; Calibrated: 01/20/2022
- Sensor-Surface: 1.4mm (Mechanical Surface Detection)
- Phantom: Twin-SAM V8.0 (20deg probe tilt); Type: QD 000 P41 Ax; Serial: xxxx

**RHS/Touch\_802.11ac\_VHT160\_Ch 50/Area Scan (11x20x1):** Measurement grid: dx=10mm, dy=10mm

Maximum value of SAR (measured) = 0.484 W/kg

**RHS/Touch\_802.11ac\_VHT160\_Ch 50/Zoom Scan (9x10x12)/Cube 0:** Measurement grid: dx=4mm, dy=4mm, dz=2mm

Reference Value = 8.966 V/m; Power Drift = 0.50 dB

Peak SAR (extrapolated) = 0.770 W/kg

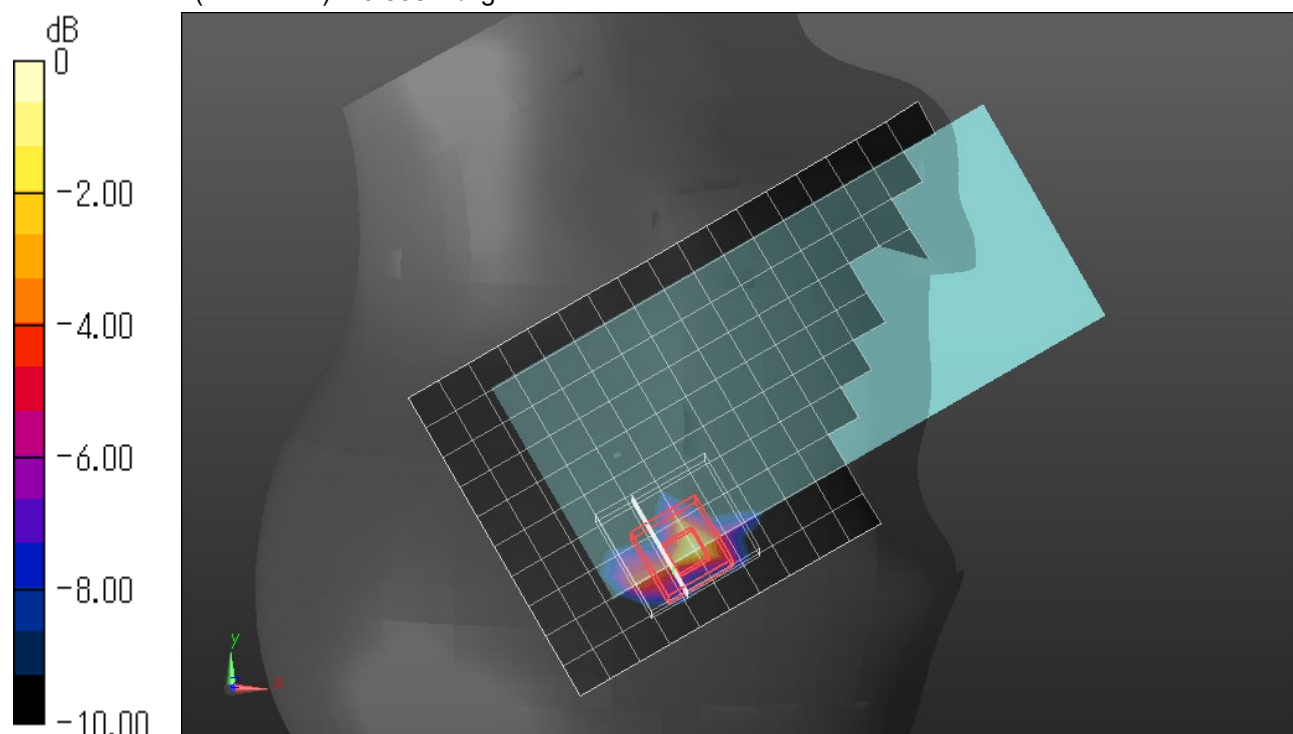
Peak SAR (extrapolated) = 0.770 W/kg

**SAR(1 g) = 0.171 W/kg; SAR(10 g) = 0.052 W/kg**

Smallest distance from peaks to all points 3 dB below = 3.3 mm

Ratio of SAR at M2 to SAR at M1 = 50.4%

Maximum value of SAR (measured) = 0.558 W/kg



0 dB = 0.558 W/kg = -2.53 dBW/kg

### Wi-Fi 5.3 GHz Chain\_0

Frequency: 5250 MHz; Duty Cycle: 1:1; Room Ambient Temperature: 24.0°C; Liquid Temperature: 23.0°C

Medium parameters used:  $f = 5250 \text{ MHz}$ ;  $\sigma = 4.516 \text{ S/m}$ ;  $\epsilon_r = 36.52$ ;  $\rho = 1000 \text{ kg/m}^3$

DASY5 Configuration:

- Area Scan Setting: Find Secondary Maximum Within: 2.0 dB and with a peak SAR value greater than 0.0012W/kg
- Electronics: DAE4ip Sn1619; Calibrated: 04/20/2021
- Probe: EX3DV4 - SN7335; ConvF(5.39, 5.39, 5.39) @ 5250 MHz; Calibrated: 01/20/2022
- Sensor-Surface: 1.4mm (Mechanical Surface Detection)
- Phantom: Twin-SAM V8.0 (20deg probe tilt); Type: QD 000 P41 Ax; Serial: xxxx

**Rear/802.11ac\_VHT160\_Ch 50/Area Scan (13x20x1):** Measurement grid: dx=10mm, dy=10mm

Maximum value of SAR (measured) = 0.0454 W/kg

**Rear/802.11ac\_VHT160\_Ch 50/Zoom Scan (9x10x12)/Cube 0:** Measurement grid: dx=4mm, dy=4mm, dz=2mm

Reference Value = 2.376 V/m; Power Drift = -0.12 dB

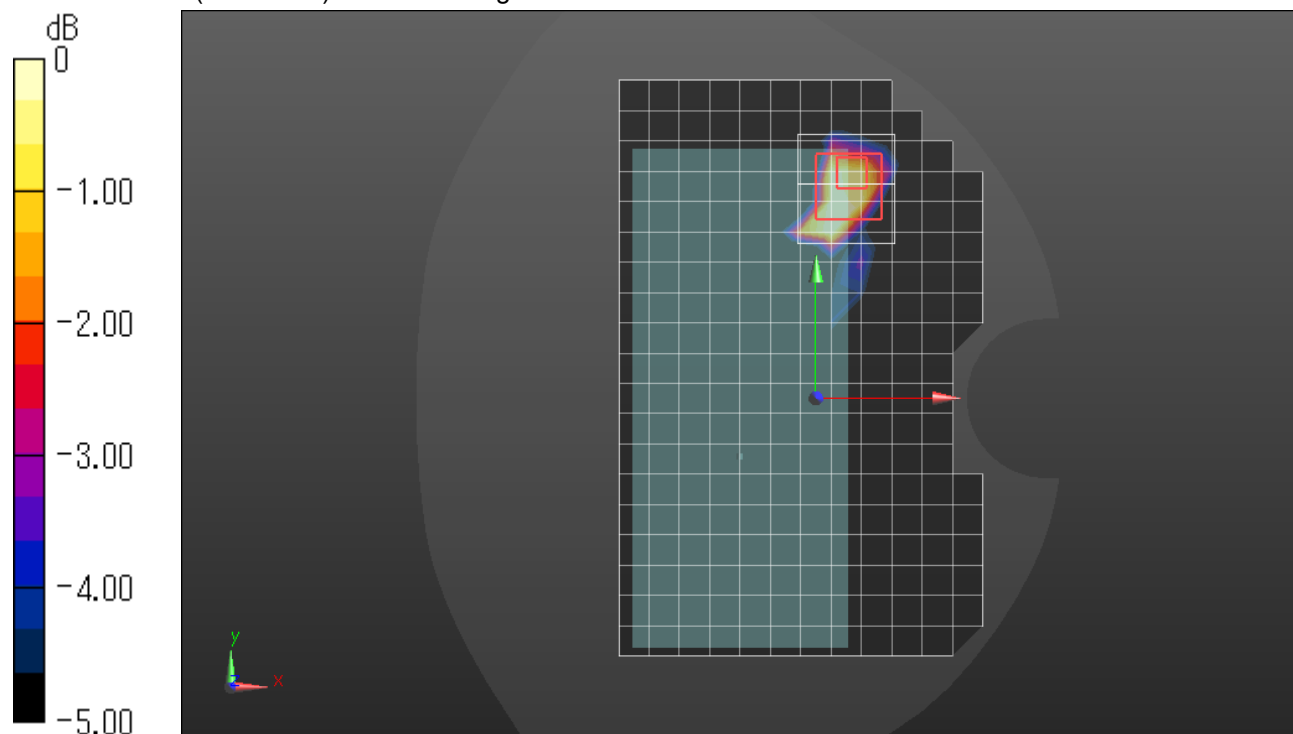
Peak SAR (extrapolated) = 0.0940 W/kg

**SAR(1 g) = 0.019 W/kg; SAR(10 g) = 0.012 W/kg**

Smallest distance from peaks to all points 3 dB below: Larger than measurement grid

Ratio of SAR at M2 to SAR at M1 = 47.4%

Maximum value of SAR (measured) = 0.0445 W/kg



0 dB = 0.0445 W/kg = -13.52 dBW/kg

### Wi-Fi 5.3 GHz Chain 1 Simultaneous

Frequency: 5250 MHz; Duty Cycle: 1:1; Room Ambient Temperature: 24.0°C; Liquid Temperature: 23.0°C

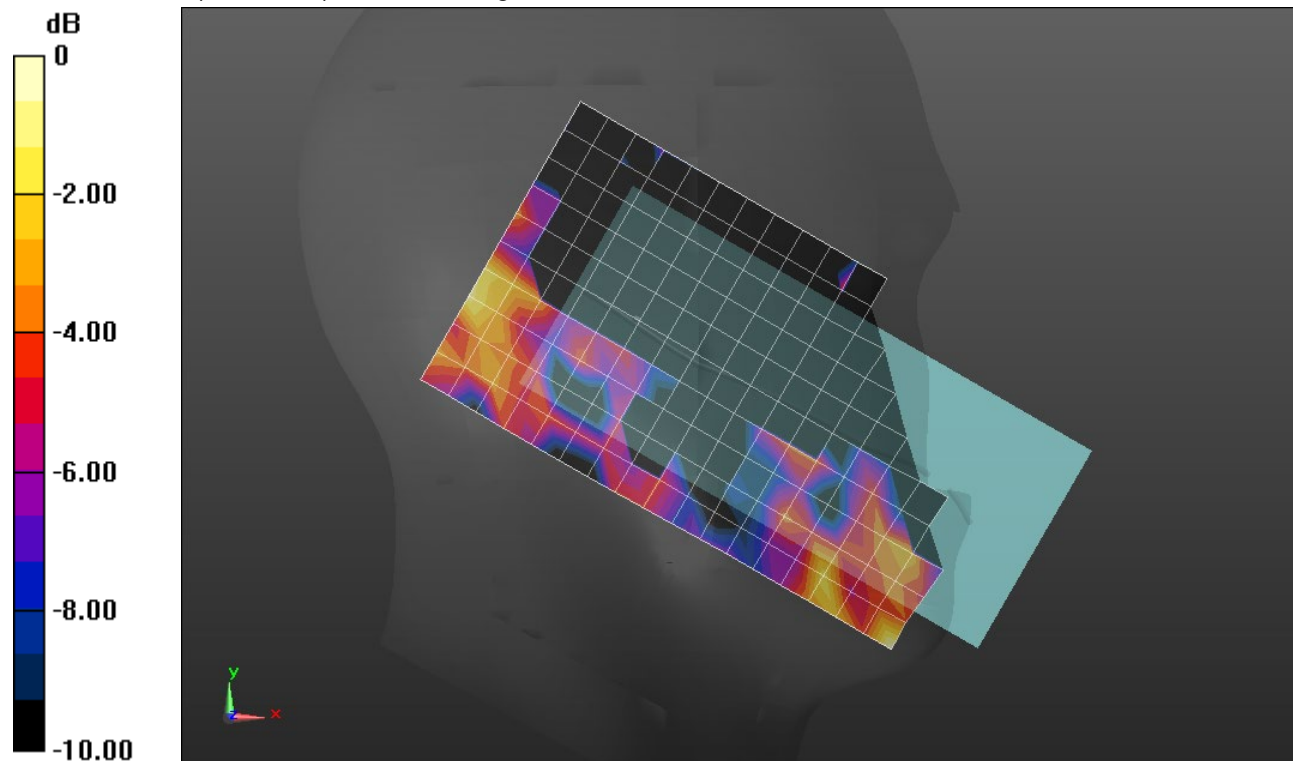
Medium parameters used:  $f = 5250$  MHz;  $\sigma = 4.618$  S/m;  $\epsilon_r = 35.643$ ;  $\rho = 1000$  kg/m<sup>3</sup>

DASY5 Configuration:

- Area Scan Setting: Find Secondary Maximum Within: 2.0 dB and with a peak SAR value greater than 0.0012W/kg
- Electronics: DAE4 Sn1352; Calibrated: 11/9/2021
- Probe: EX3DV4 - SN3686; ConvF(5.15, 5.15, 5.15) @ 5250 MHz; Calibrated: 1/18/2022
- Sensor-Surface: 1.4mm (Mechanical Surface Detection)
- Phantom: Twin-SAM V5.0 (30deg probe tilt); Type: QD 000 P40 CD; Serial: 1629

### LHS/Touch\_802.11ac\_VHT160\_Ch 50/Area Scan (11x19x1): Measurement grid: dx=10mm, dy=10mm

Maximum value of SAR (measured) = 0.0136 W/kg



0 dB = 0.0136 W/kg = -18.66 dBW/kg



### Wi-Fi 5.3 GHz Chain 1 Simultaneous

Frequency: 5250 MHz; Duty Cycle: 1:1; Room Ambient Temperature: 24.0°C; Liquid Temperature: 23.0°C

Medium parameters used:  $f = 5250$  MHz;  $\sigma = 4.618$  S/m;  $\epsilon_r = 35.643$ ;  $\rho = 1000$  kg/m<sup>3</sup>

DASY5 Configuration:

- Area Scan Setting: Find Secondary Maximum Within: 2.0 dB and with a peak SAR value greater than 0.0012W/kg
- Electronics: DAE4 Sn1352; Calibrated: 11/9/2021
- Probe: EX3DV4 - SN3686; ConvF(5.15, 5.15, 5.15) @ 5250 MHz; Calibrated: 1/18/2022
- Sensor-Surface: 1.4mm (Mechanical Surface Detection)
- Phantom: Twin-SAM V5.0 (30deg probe tilt); Type: QD 000 P40 CD; Serial: 1629

**Rear/802.11ac\_VHT160\_Ch 50/Area Scan (11x20x1):** Measurement grid: dx=10mm, dy=10mm  
Maximum value of SAR (measured) = 0.158 W/kg

**Rear/802.11ac\_VHT160\_Ch 50/Zoom Scan (7x7x12)/Cube 0:** Measurement grid: dx=4mm, dy=4mm, dz=2mm

Reference Value = 4.725 V/m; Power Drift = -0.16 dB

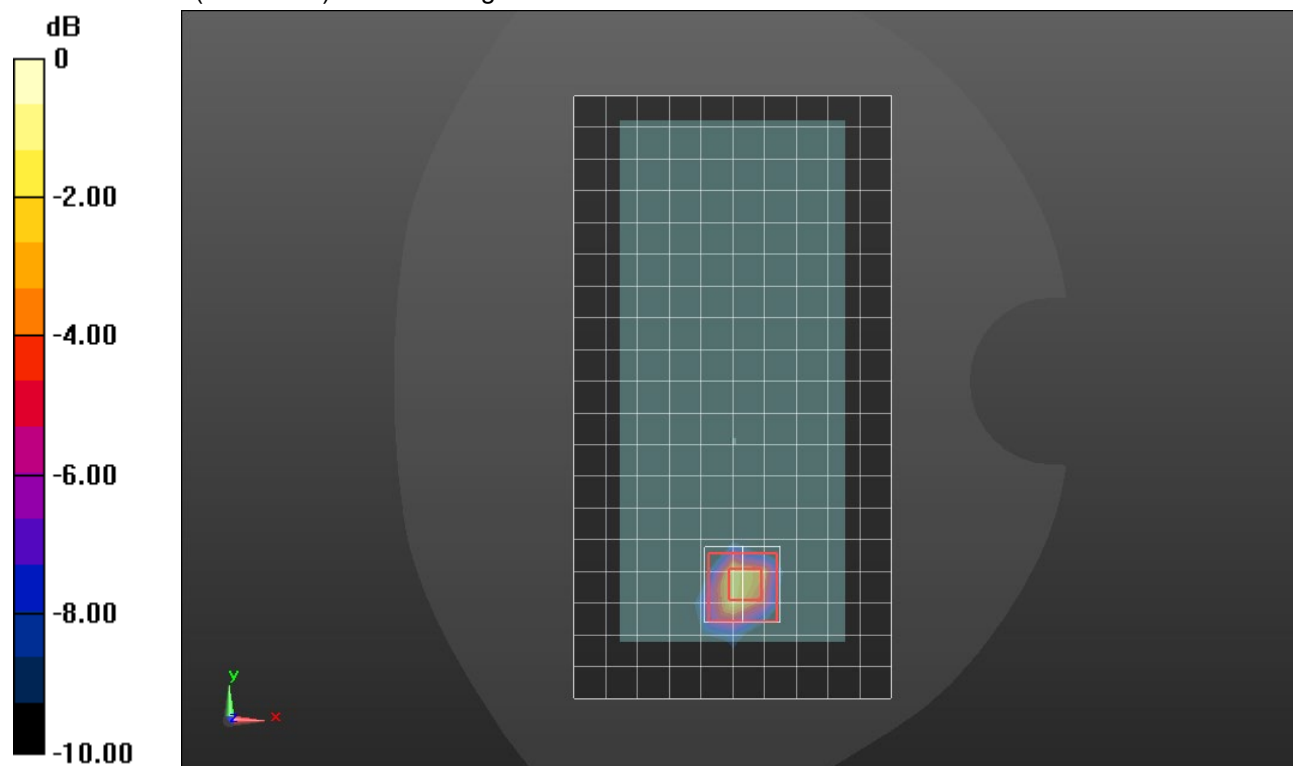
Peak SAR (extrapolated) = 0.550 W/kg

**SAR(1 g) = 0.094 W/kg; SAR(10 g) = 0.024 W/kg**

Smallest distance from peaks to all points 3 dB below = 6.2 mm

Ratio of SAR at M2 to SAR at M1 = 53.4%

Maximum value of SAR (measured) = 0.227 W/kg



0 dB = 0.227 W/kg = -6.44 dBW/kg

## Wi-Fi 5.6 GHz Chain\_0

Frequency: 5570 MHz; Duty Cycle: 1:1; Room Ambient Temperature: 24.0°C; Liquid Temperature: 23.0°C

Medium parameters used:  $f = 5570$  MHz;  $\sigma = 4.891$  S/m;  $\epsilon_r = 36.033$ ;  $\rho = 1000$  kg/m<sup>3</sup>

DASY5 Configuration:

- Area Scan Setting: Find Secondary Maximum Within: 2.0 dB and with a peak SAR value greater than 0.0012W/kg
- Electronics: DAE4ip Sn1619; Calibrated: 04/20/2021
- Probe: EX3DV4 - SN7335; ConvF(4.9, 4.9, 4.9) @ 5570 MHz; Calibrated: 01/20/2022
- Sensor-Surface: 1.4mm (Mechanical Surface Detection)
- Phantom: Twin-SAM V8.0 (20deg probe tilt); Type: QD 000 P41 Ax; Serial: xxxx

**RHS/Touch\_802.11ac\_VHT160\_Ch 114/Area Scan (11x20x1):** Measurement grid: dx=10mm, dy=10mm

Maximum value of SAR (measured) = 0.332 W/kg

**RHS/Touch\_802.11ac\_VHT160\_Ch 114/Zoom Scan (9x10x12)/Cube 0:** Measurement grid:

dx=4mm, dy=4mm, dz=2mm

Reference Value = 10.40 V/m; Power Drift = 0.07 dB

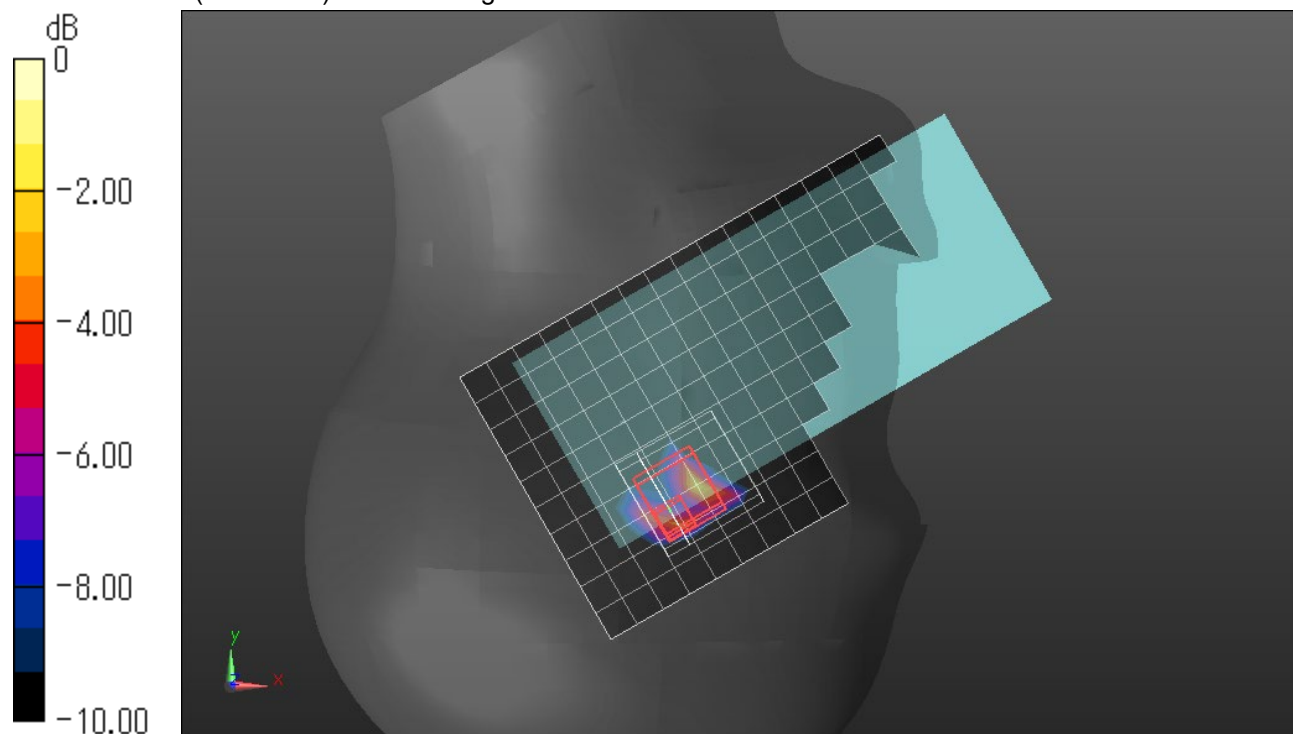
Peak SAR (extrapolated) = 1.19 W/kg

**SAR(1 g) = 0.169 W/kg; SAR(10 g) = 0.050 W/kg**

Smallest distance from peaks to all points 3 dB below = 3.2 mm

Ratio of SAR at M2 to SAR at M1 = 43.1%

Maximum value of SAR (measured) = 0.532 W/kg



0 dB = 0.532 W/kg = -2.74 dBW/kg

## Wi-Fi 5.6 GHz Chain\_0

Frequency: 5570 MHz; Duty Cycle: 1:1; Room Ambient Temperature: 24.0°C; Liquid Temperature: 23.0°C

Medium parameters used:  $f = 5570$  MHz;  $\sigma = 4.891$  S/m;  $\epsilon_r = 36.033$ ;  $\rho = 1000$  kg/m<sup>3</sup>

DASY5 Configuration:

- Area Scan Setting: Find Secondary Maximum Within: 2.0 dB and with a peak SAR value greater than 0.0012W/kg
- Electronics: DAE4ip Sn1619; Calibrated: 04/20/2021
- Probe: EX3DV4 - SN7335; ConvF(4.9, 4.9, 4.9) @ 5570 MHz; Calibrated: 01/20/2022
- Sensor-Surface: 1.4mm (Mechanical Surface Detection)
- Phantom: Twin-SAM V8.0 (20deg probe tilt); Type: QD 000 P41 Ax; Serial: xxxx

**Front/802.11ac\_VHT160\_Ch 114/Area Scan (11x20x1):** Measurement grid: dx=10mm, dy=10mm

Maximum value of SAR (measured) = 0.0323 W/kg

**Front/802.11ac\_VHT160\_Ch 114/Zoom Scan (10x9x12)/Cube 0:** Measurement grid: dx=4mm, dy=4mm, dz=2mm

Reference Value = 2.083 V/m; Power Drift = 0.17 dB

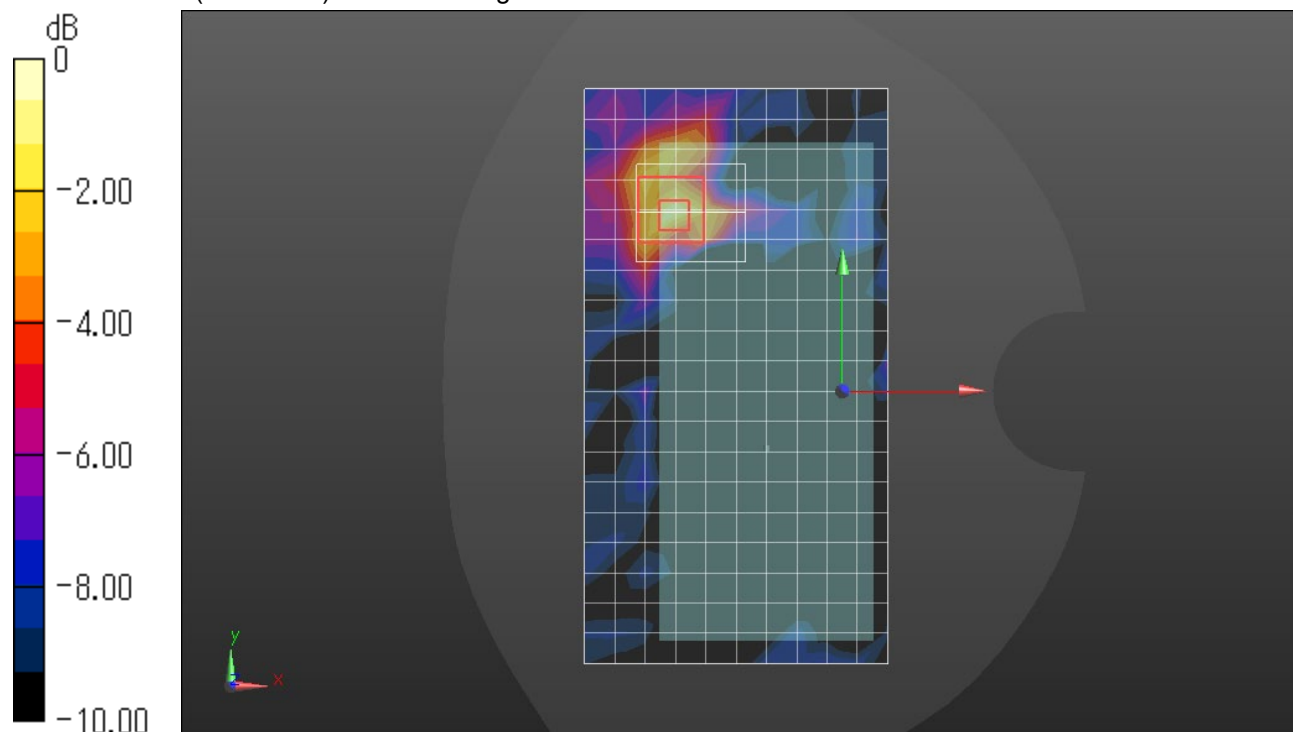
Peak SAR (extrapolated) = 0.104 W/kg

**SAR(1 g) = 0.017 W/kg; SAR(10 g) = 0.00948 W/kg**

Smallest distance from peaks to all points 3 dB below: Larger than measurement grid

Ratio of SAR at M2 to SAR at M1 = 47%

Maximum value of SAR (measured) = 0.0376 W/kg



0 dB = 0.0376 W/kg = -14.25 dBW/kg

### Wi-Fi 5.6 GHz Chain\_1

Frequency: 5570 MHz; Duty Cycle: 1:1; Room Ambient Temperature: 24.0°C; Liquid Temperature: 23.0°C

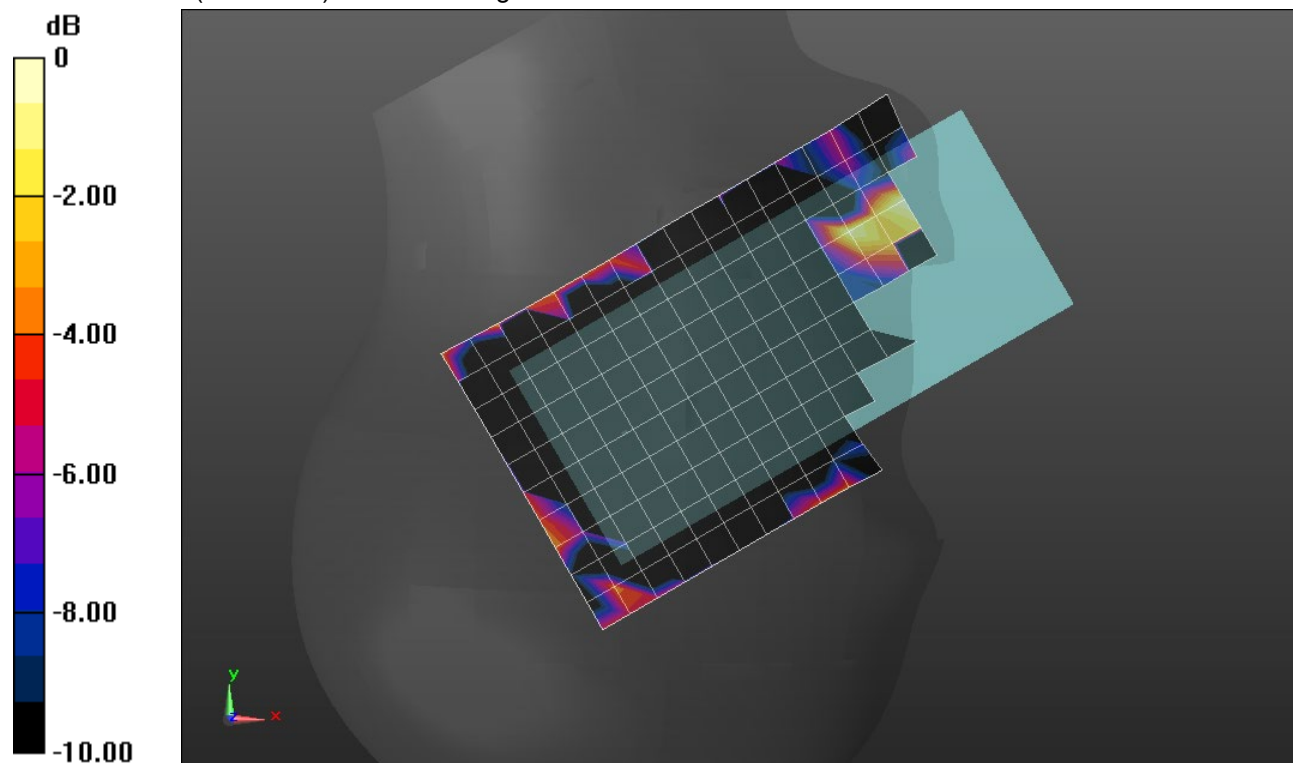
Medium parameters used:  $f = 5570$  MHz;  $\sigma = 5.005$  S/m;  $\epsilon_r = 34.948$ ;  $\rho = 1000$  kg/m<sup>3</sup>

DASY5 Configuration:

- Area Scan Setting: Find Secondary Maximum Within: 2.0 dB and with a peak SAR value greater than 0.0012W/kg
- Electronics: DAE4 Sn1352; Calibrated: 11/9/2021
- Probe: EX3DV4 - SN3686; ConvF(4.55, 4.55, 4.55) @ 5570 MHz; Calibrated: 1/18/2022
- Sensor-Surface: 1.4mm (Mechanical Surface Detection)
- Phantom: Twin-SAM V5.0 (30deg probe tilt); Type: QD 000 P40 CD; Serial: 1629

**RHS/Touch\_802.11ac\_VHT160\_Ch 114/Area Scan (11x18x1):** Measurement grid: dx=10mm, dy=10mm

Maximum value of SAR (measured) = 0.0155 W/kg



0 dB = 0.0155 W/kg = -18.10 dBW/kg

### Wi-Fi 5.6 GHz Chain\_1

Frequency: 5570 MHz; Duty Cycle: 1:1; Room Ambient Temperature: 24.0°C; Liquid Temperature: 23.0°C

Medium parameters used:  $f = 5570$  MHz;  $\sigma = 5.005$  S/m;  $\epsilon_r = 34.948$ ;  $\rho = 1000$  kg/m<sup>3</sup>

DASY5 Configuration:

- Area Scan Setting: Find Secondary Maximum Within: 2.0 dB and with a peak SAR value greater than 0.0012W/kg
- Electronics: DAE4 Sn1352; Calibrated: 11/9/2021
- Probe: EX3DV4 - SN3686; ConvF(4.55, 4.55, 4.55) @ 5570 MHz; Calibrated: 1/18/2022
- Sensor-Surface: 1.4mm (Mechanical Surface Detection)
- Phantom: Twin-SAM V5.0 (30deg probe tilt); Type: QD 000 P40 CD; Serial: 1629

**Rear/802.11ac\_VHT160\_Ch 114/Area Scan (11x20x1):** Measurement grid: dx=10mm, dy=10mm  
Maximum value of SAR (measured) = 0.119 W/kg

**Rear/802.11ac\_VHT160\_Ch 114/Zoom Scan (7x7x12)/Cube 0:** Measurement grid: dx=4mm, dy=4mm, dz=2mm

Reference Value = 4.025 V/m; Power Drift = -0.13 dB

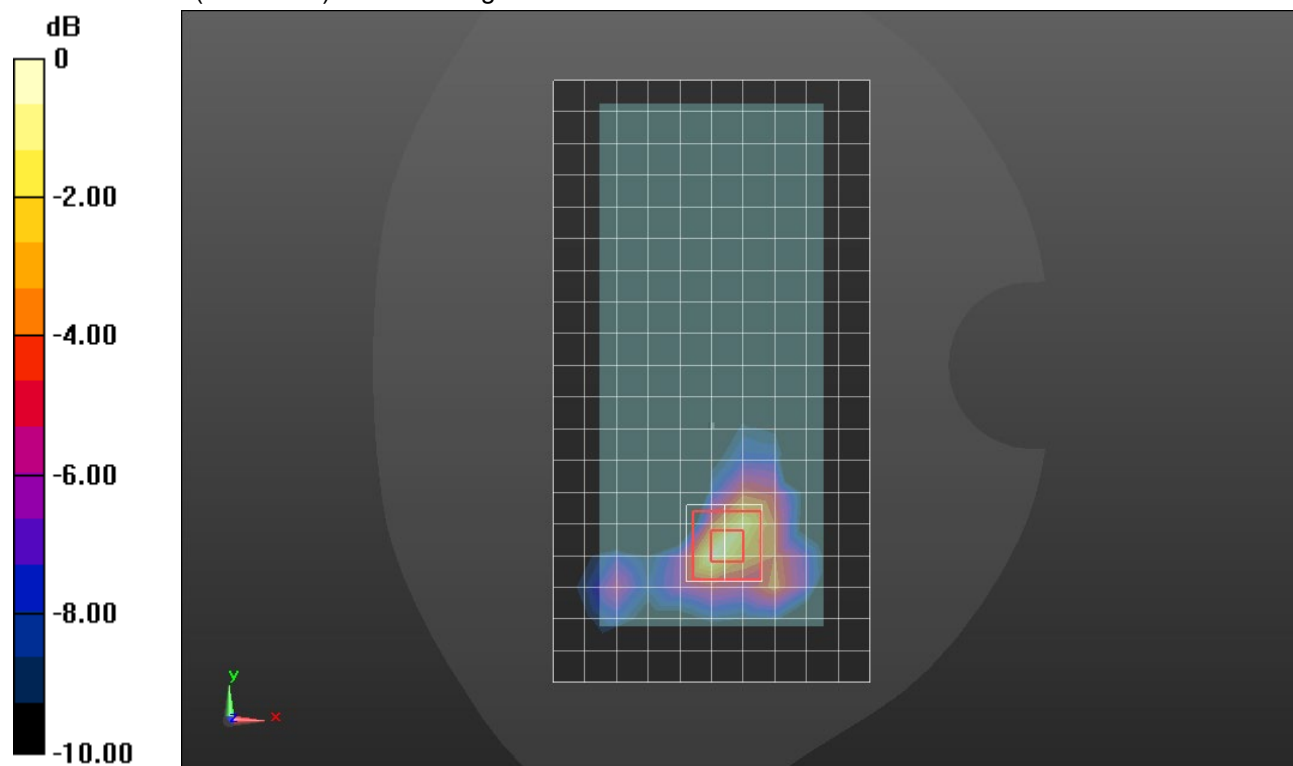
Peak SAR (extrapolated) = 0.186 W/kg

**SAR(1 g) = 0.046 W/kg; SAR(10 g) = 0.014 W/kg**

Smallest distance from peaks to all points 3 dB below = 6.4 mm

Ratio of SAR at M2 to SAR at M1 = 51.1%

Maximum value of SAR (measured) = 0.128 W/kg



0 dB = 0.128 W/kg = -8.93 dBW/kg

### Wi-Fi 5.6 GHz Chain\_0\_Extremity

Frequency: 5570 MHz; Duty Cycle: 1:1; Room Ambient Temperature: 24.0°C; Liquid Temperature: 23.0°C

Medium parameters used:  $f = 5570$  MHz;  $\sigma = 5.136$  S/m;  $\epsilon_r = 37.061$ ;  $\rho = 1000$  kg/m<sup>3</sup>

DASY5 Configuration:

- Area Scan Setting: Find Secondary Maximum Within: 2.0 dB and with a peak SAR value greater than 0.0012W/kg
- Electronics: DAE4 Sn1352; Calibrated: 11/9/2021
- Probe: EX3DV4 - SN3686; ConvF(4.55, 4.55, 4.55) @ 5570 MHz; Calibrated: 1/18/2022
- Sensor-Surface: 1.4mm (Mechanical Surface Detection)
- Phantom: Twin-SAM V5.0 (30deg probe tilt); Type: QD 000 P40 CD; Serial: 1629

**Front/802.11ac\_VHT160\_Ch 114/Area Scan (11x20x1):** Measurement grid: dx=10mm, dy=10mm

Maximum value of SAR (measured) = 1.05 W/kg

**Front/802.11ac\_VHT160\_Ch 114/Zoom Scan (9x9x12)/Cube 0:** Measurement grid: dx=4mm, dy=4mm, dz=2mm

Reference Value = 12.57 V/m; Power Drift = -0.14 dB

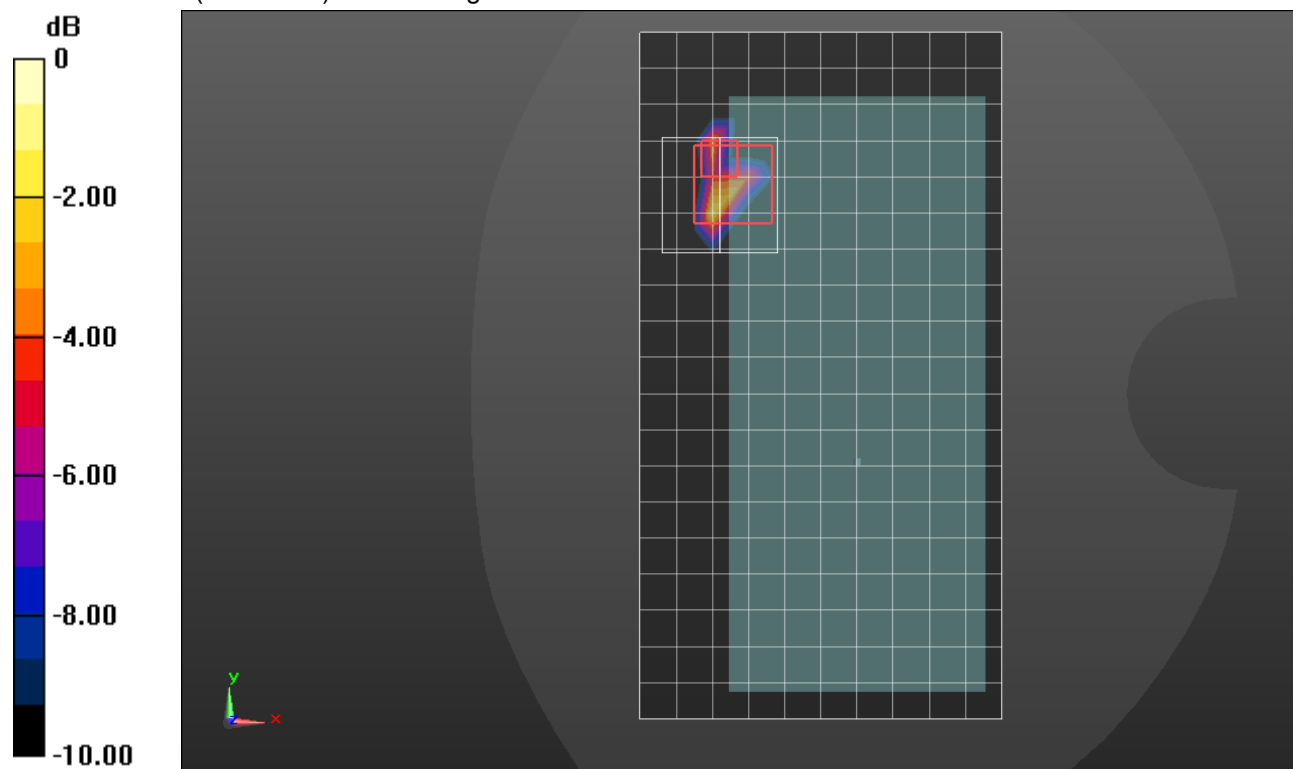
Peak SAR (extrapolated) = 2.32 W/kg

**SAR(1 g) = 0.336 W/kg; SAR(10 g) = 0.090 W/kg**

Smallest distance from peaks to all points 3 dB below = 2.4 mm

Ratio of SAR at M2 to SAR at M1 = 44%

Maximum value of SAR (measured) = 1.35 W/kg



0 dB = 1.35 W/kg = 1.30 dBW/kg

### Wi-Fi 5.6 GHz Chain\_1\_Extremity

Frequency: 5570 MHz; Duty Cycle: 1:1; Room Ambient Temperature: 24.0°C; Liquid Temperature: 23.0°C

Medium parameters used:  $f = 5570 \text{ MHz}$ ;  $\sigma = 5.136 \text{ S/m}$ ;  $\epsilon_r = 37.061$ ;  $\rho = 1000 \text{ kg/m}^3$

DASY5 Configuration:

- Area Scan Setting: Find Secondary Maximum Within: 2.0 dB and with a peak SAR value greater than 0.0012W/kg
- Electronics: DAE4 Sn1352; Calibrated: 11/9/2021
- Probe: EX3DV4 - SN3686; ConvF(4.55, 4.55, 4.55) @ 5570 MHz; Calibrated: 1/18/2022
- Sensor-Surface: 1.4mm (Mechanical Surface Detection)
- Phantom: Twin-SAM V5.0 (30deg probe tilt); Type: QD 000 P40 CD; Serial: 1629

**Rear/802.11ac\_VHT160\_Ch 114/Area Scan (11x20x1):** Measurement grid: dx=10mm, dy=10mm

Maximum value of SAR (measured) = 1.37 W/kg

**Rear/802.11ac\_VHT160\_Ch 114/Zoom Scan (9x9x12)/Cube 0:** Measurement grid: dx=4mm, dy=4mm, dz=2mm

Reference Value = 14.35 V/m; Power Drift = -0.13 dB

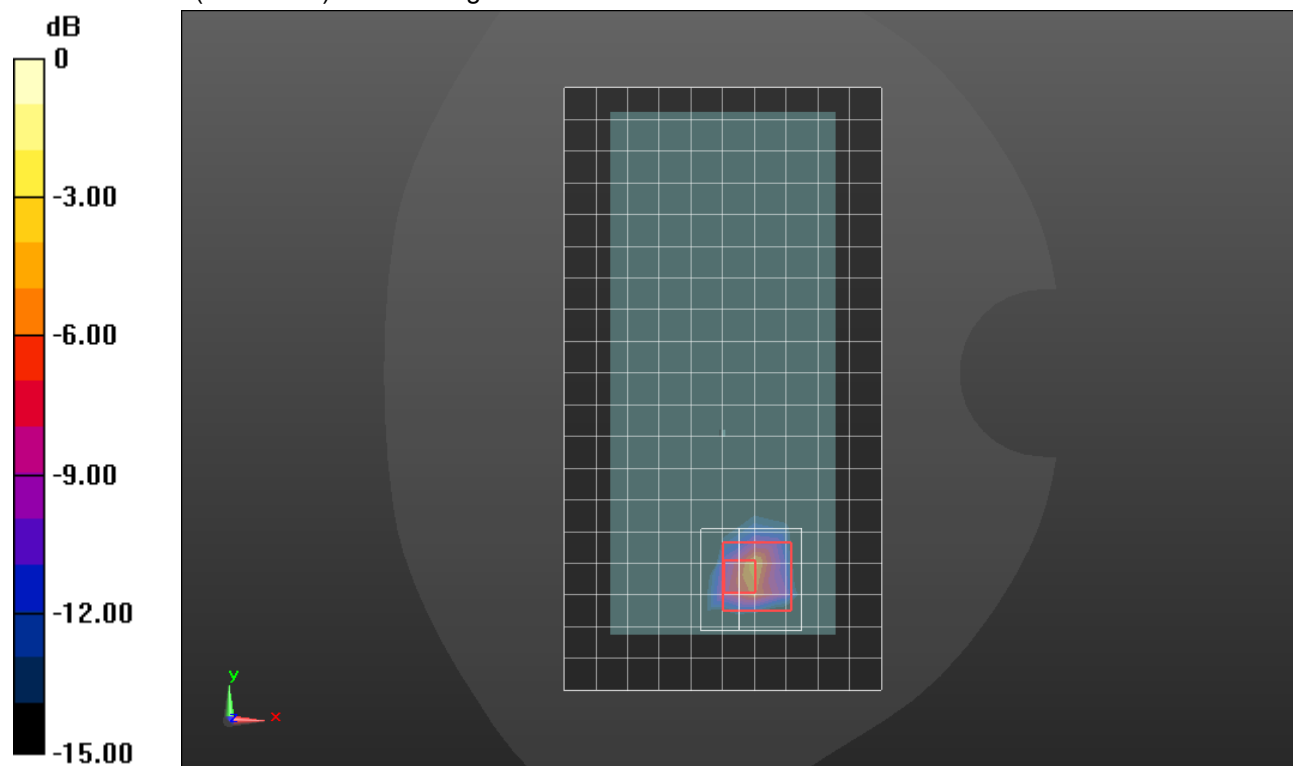
Peak SAR (extrapolated) = 8.03 W/kg

**SAR(1 g) = 0.820 W/kg; SAR(10 g) = 0.179 W/kg**

Smallest distance from peaks to all points 3 dB below = 3.4 mm

Ratio of SAR at M2 to SAR at M1 = 38.2%

Maximum value of SAR (measured) = 3.57 W/kg



0 dB = 3.57 W/kg = 5.53 dBW/kg

## Wi-Fi 5.6 GHz Chain\_0

Frequency: 5570 MHz; Duty Cycle: 1:1; Room Ambient Temperature: 24.0°C; Liquid Temperature: 23.0°C

Medium parameters used:  $f = 5570$  MHz;  $\sigma = 4.891$  S/m;  $\epsilon_r = 36.033$ ;  $\rho = 1000$  kg/m<sup>3</sup>

DASY5 Configuration:

- Area Scan Setting: Find Secondary Maximum Within: 2.0 dB and with a peak SAR value greater than 0.0012W/kg
- Electronics: DAE4ip Sn1619; Calibrated: 04/20/2021
- Probe: EX3DV4 - SN7335; ConvF(4.9, 4.9, 4.9) @ 5570 MHz; Calibrated: 01/20/2022
- Sensor-Surface: 1.4mm (Mechanical Surface Detection)
- Phantom: Twin-SAM V8.0 (20deg probe tilt); Type: QD 000 P41 Ax; Serial: xxxx

**RHS/Touch\_802.11ac\_VHT160\_Ch 114/Area Scan (11x20x1):** Measurement grid: dx=10mm, dy=10mm

Maximum value of SAR (measured) = 0.181 W/kg

**RHS/Touch\_802.11ac\_VHT160\_Ch 114/Zoom Scan (9x10x12)/Cube 0:** Measurement grid:

dx=4mm, dy=4mm, dz=2mm

Reference Value = 7.710 V/m; Power Drift = 0.03 dB

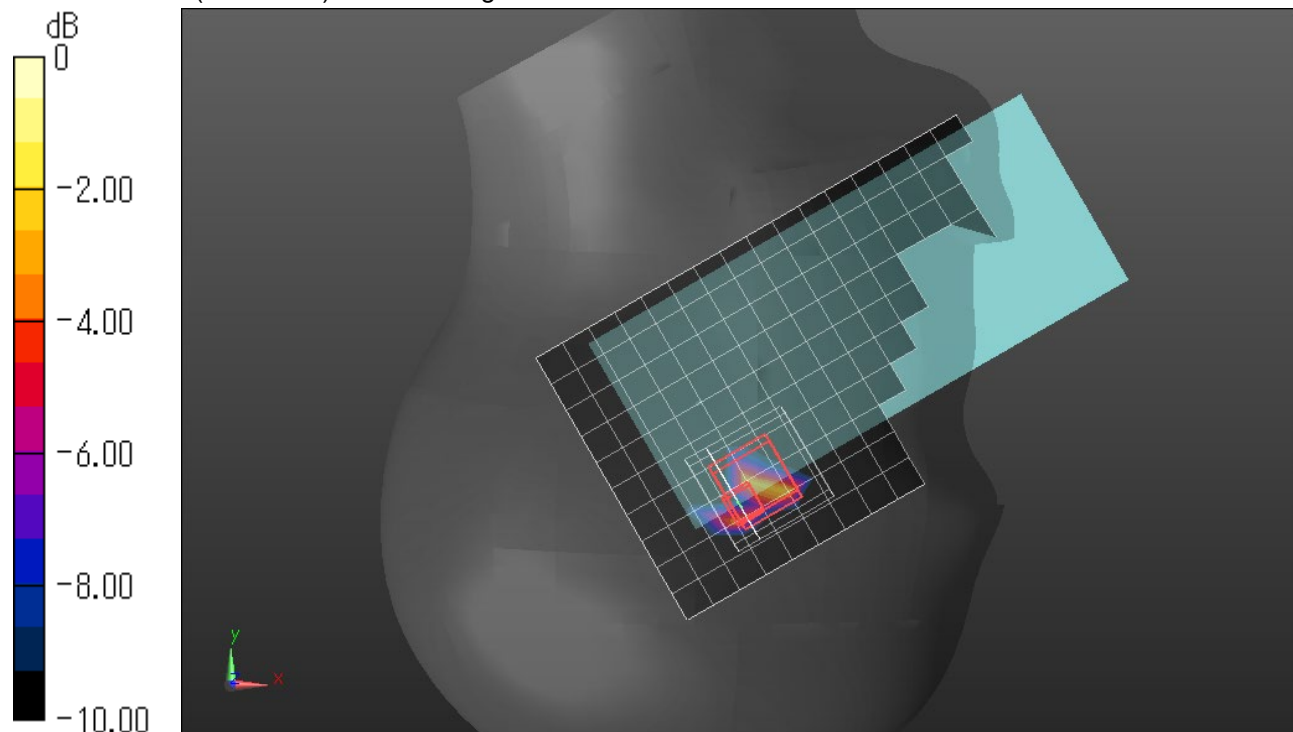
Peak SAR (extrapolated) = 0.441 W/kg

**SAR(1 g) = 0.067 W/kg; SAR(10 g) = 0.018 W/kg**

Smallest distance from peaks to all points 3 dB below = 3.3 mm

Ratio of SAR at M2 to SAR at M1 = 45.6%

Maximum value of SAR (measured) = 0.286 W/kg



0 dB = 0.286 W/kg = -5.44 dBW/kg



### Wi-Fi 5.6 GHz Chain\_0

Frequency: 5570 MHz; Duty Cycle: 1:1; Room Ambient Temperature: 24.0°C; Liquid Temperature: 23.0°C

Medium parameters used:  $f = 5570$  MHz;  $\sigma = 4.891$  S/m;  $\epsilon_r = 36.033$ ;  $\rho = 1000$  kg/m<sup>3</sup>

DASY5 Configuration:

- Area Scan Setting: Find Secondary Maximum Within: 2.0 dB and with a peak SAR value greater than 0.0012W/kg
- Electronics: DAE4ip Sn1619; Calibrated: 04/20/2021
- Probe: EX3DV4 - SN7335; ConvF(4.9, 4.9, 4.9) @ 5570 MHz; Calibrated: 01/20/2022
- Sensor-Surface: 1.4mm (Mechanical Surface Detection)
- Phantom: Twin-SAM V8.0 (20deg probe tilt); Type: QD 000 P41 Ax; Serial: xxxx

**Rear/802.11ac\_VHT160\_Ch 114/Area Scan (13x20x1):** Measurement grid: dx=10mm, dy=10mm  
Maximum value of SAR (measured) = 0.0207 W/kg

**Rear/802.11ac\_VHT160\_Ch 114/Zoom Scan (11x11x12)/Cube 0:** Measurement grid: dx=4mm, dy=4mm, dz=2mm

Reference Value = 1.807 V/m; Power Drift = -0.05 dB

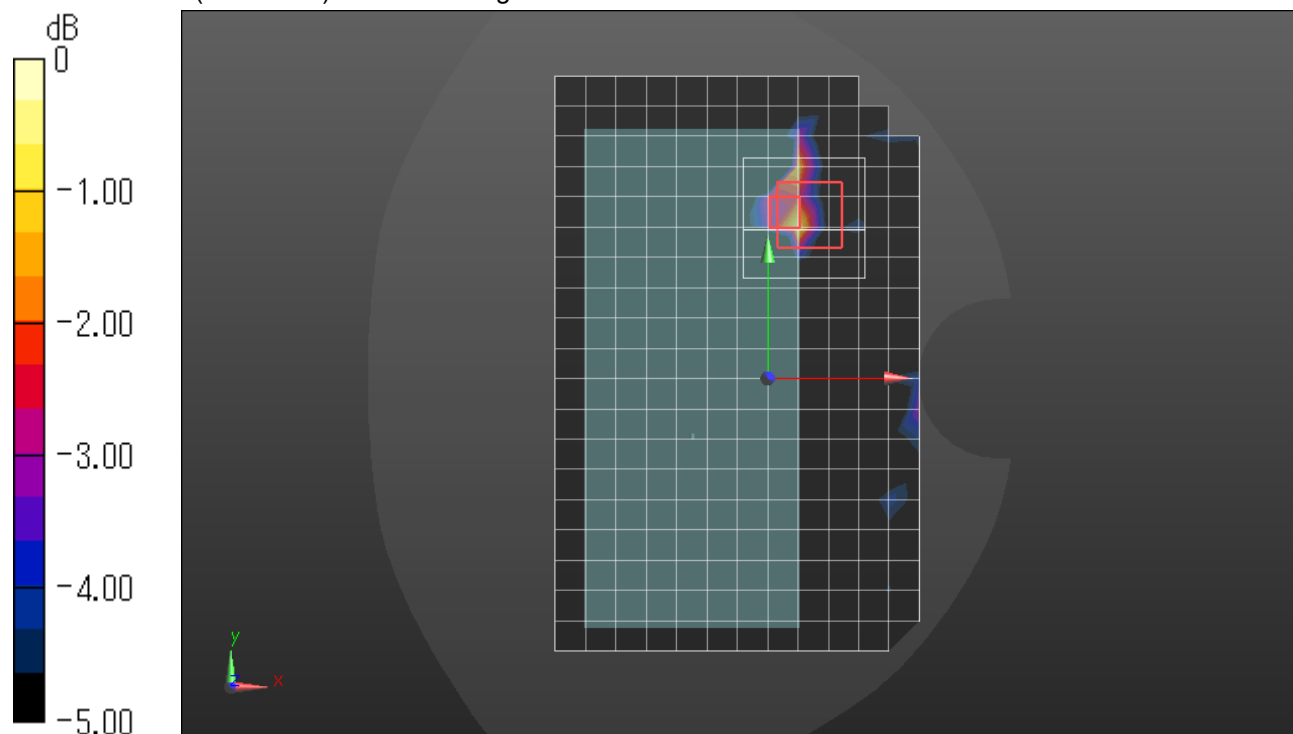
Peak SAR (extrapolated) = 0.0600 W/kg

**SAR(1 g) = 0.011 W/kg; SAR(10 g) = 0.00848 W/kg**

Smallest distance from peaks to all points 3 dB below: Larger than measurement grid

Ratio of SAR at M2 to SAR at M1 = 49.8%

Maximum value of SAR (measured) = 0.0226 W/kg



0 dB = 0.0226 W/kg = -16.46 dBW/kg

### Wi-Fi 5.6 GHz Chain\_1 Simultaneous

Frequency: 5570 MHz; Duty Cycle: 1:1; Room Ambient Temperature: 24.0°C; Liquid Temperature: 23.0°C

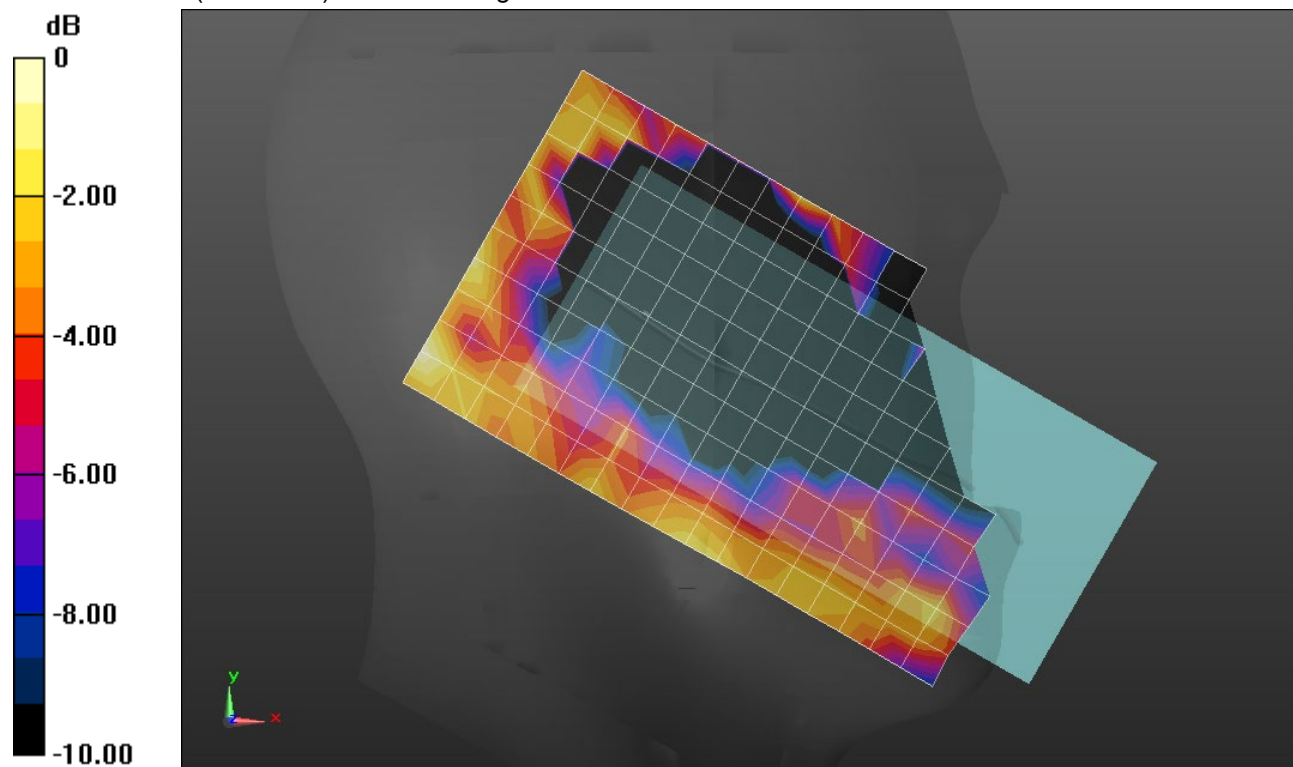
Medium parameters used:  $f = 5570 \text{ MHz}$ ;  $\sigma = 5.005 \text{ S/m}$ ;  $\epsilon_r = 34.948$ ;  $\rho = 1000 \text{ kg/m}^3$

DASY5 Configuration:

- Area Scan Setting: Find Secondary Maximum Within: 2.0 dB and with a peak SAR value greater than 0.0012W/kg
- Electronics: DAE4 Sn1352; Calibrated: 11/9/2021
- Probe: EX3DV4 - SN3686; ConvF(4.55, 4.55, 4.55) @ 5570 MHz; Calibrated: 1/18/2022
- Sensor-Surface: 1.4mm (Mechanical Surface Detection)
- Phantom: Twin-SAM V5.0 (30deg probe tilt); Type: QD 000 P40 CD; Serial: 1629

**LHS/Touch\_802.11ac\_VHT160\_Ch 114/Area Scan (11x19x1):** Measurement grid: dx=10mm, dy=10mm

Maximum value of SAR (measured) = 0.0208 W/kg



0 dB = 0.0208 W/kg = -16.82 dBW/kg

### Wi-Fi 5.6 GHz Chain\_1 Simultaneous

Frequency: 5570 MHz; Duty Cycle: 1:1; Room Ambient Temperature: 24.0°C; Liquid Temperature: 23.0°C

Medium parameters used:  $f = 5570$  MHz;  $\sigma = 5.005$  S/m;  $\epsilon_r = 34.948$ ;  $\rho = 1000$  kg/m<sup>3</sup>

DASY5 Configuration:

- Area Scan Setting: Find Secondary Maximum Within: 2.0 dB and with a peak SAR value greater than 0.0012W/kg
- Electronics: DAE4 Sn1352; Calibrated: 11/9/2021
- Probe: EX3DV4 - SN3686; ConvF(4.55, 4.55, 4.55) @ 5570 MHz; Calibrated: 1/18/2022
- Sensor-Surface: 1.4mm (Mechanical Surface Detection)
- Phantom: Twin-SAM V5.0 (30deg probe tilt); Type: QD 000 P40 CD; Serial: 1629

**Rear/802.11ac\_VHT160\_Ch 114/Area Scan (11x20x1):** Measurement grid: dx=10mm, dy=10mm  
Maximum value of SAR (measured) = 0.0482 W/kg

**Rear/802.11ac\_VHT160\_Ch 114/Zoom Scan (7x7x12)/Cube 0:** Measurement grid: dx=4mm, dy=4mm, dz=2mm

Reference Value = 2.555 V/m; Power Drift = -0.18 dB

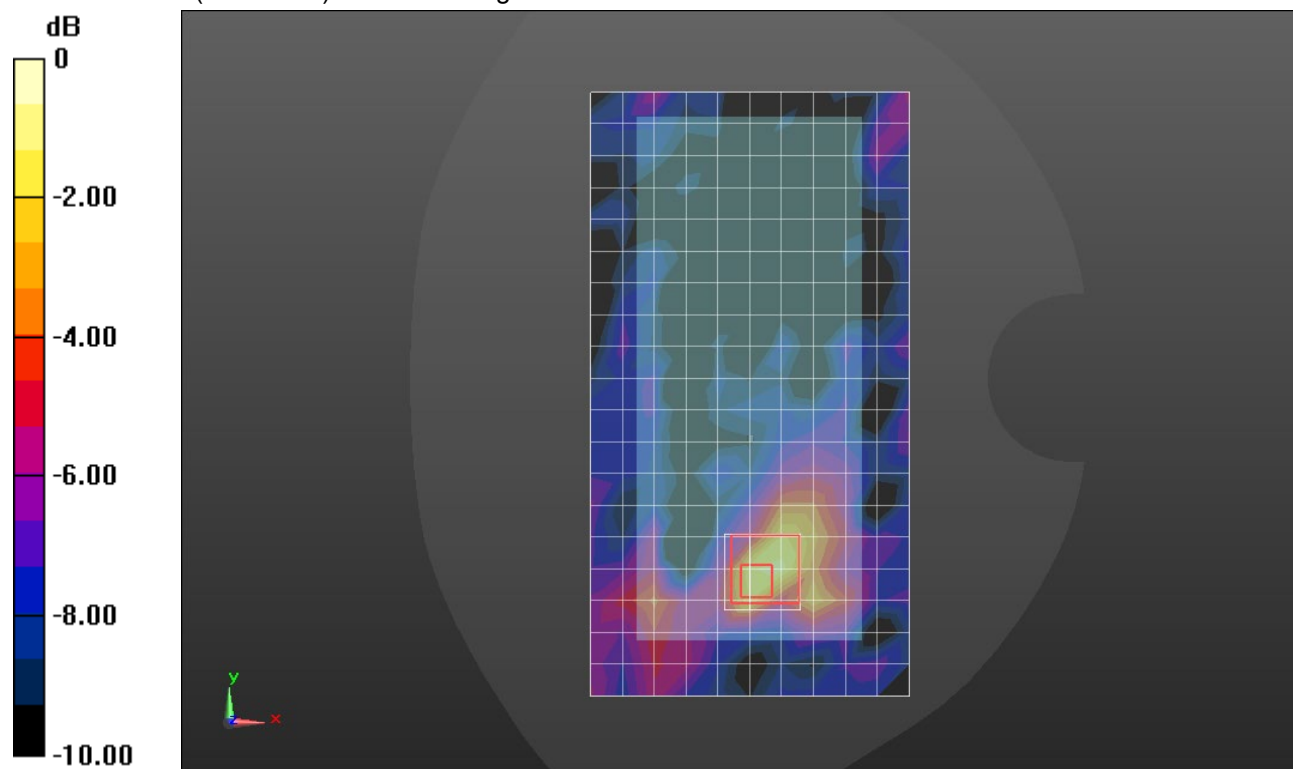
Peak SAR (extrapolated) = 0.114 W/kg

**SAR(1 g) = 0.022 W/kg; SAR(10 g) = 0.00789 W/kg**

Smallest distance from peaks to all points 3 dB below: Larger than measurement grid

Ratio of SAR at M2 to SAR at M1 = 55%

Maximum value of SAR (measured) = 0.0622 W/kg



0 dB = 0.0622 W/kg = -12.06 dBW/kg

### Wi-Fi 5.8 GHz Chain\_0

Frequency: 5775 MHz; Duty Cycle: 1:1; Room Ambient Temperature: 24.0°C; Liquid Temperature: 23.0°C

Medium parameters used:  $f = 5775$  MHz;  $\sigma = 5.127$  S/m;  $\epsilon_r = 35.676$ ;  $\rho = 1000$  kg/m<sup>3</sup>

DASY5 Configuration:

- Area Scan Setting: Find Secondary Maximum Within: 2.0 dB and with a peak SAR value greater than 0.0012W/kg
- Electronics: DAE4ip Sn1619; Calibrated: 04/20/2021
- Probe: EX3DV4 - SN7335; ConvF(4.95, 4.95, 4.95) @ 5775 MHz; Calibrated: 01/20/2022
- Sensor-Surface: 1.4mm (Mechanical Surface Detection (Locations From Previous Scan Used)), Sensor-Surface: 1.4mm (Mechanical Surface Detection)
- Phantom: Twin-SAM V8.0 (20deg probe tilt); Type: QD 000 P41 Ax; Serial: xxxx

**RHS/Touch\_802.11ac\_VHT80\_Ch 155/Area Scan (11x20x1):** Measurement grid: dx=10mm, dy=10mm  
 Maximum value of SAR (measured) = 0.313 W/kg

**RHS/Touch\_802.11ac\_VHT80\_Ch 155/Zoom Scan (9x10x12)/Cube 0:** Measurement grid: dx=4mm, dy=4mm, dz=2mm

Reference Value = 10.31 V/m; Power Drift = -0.19 dB

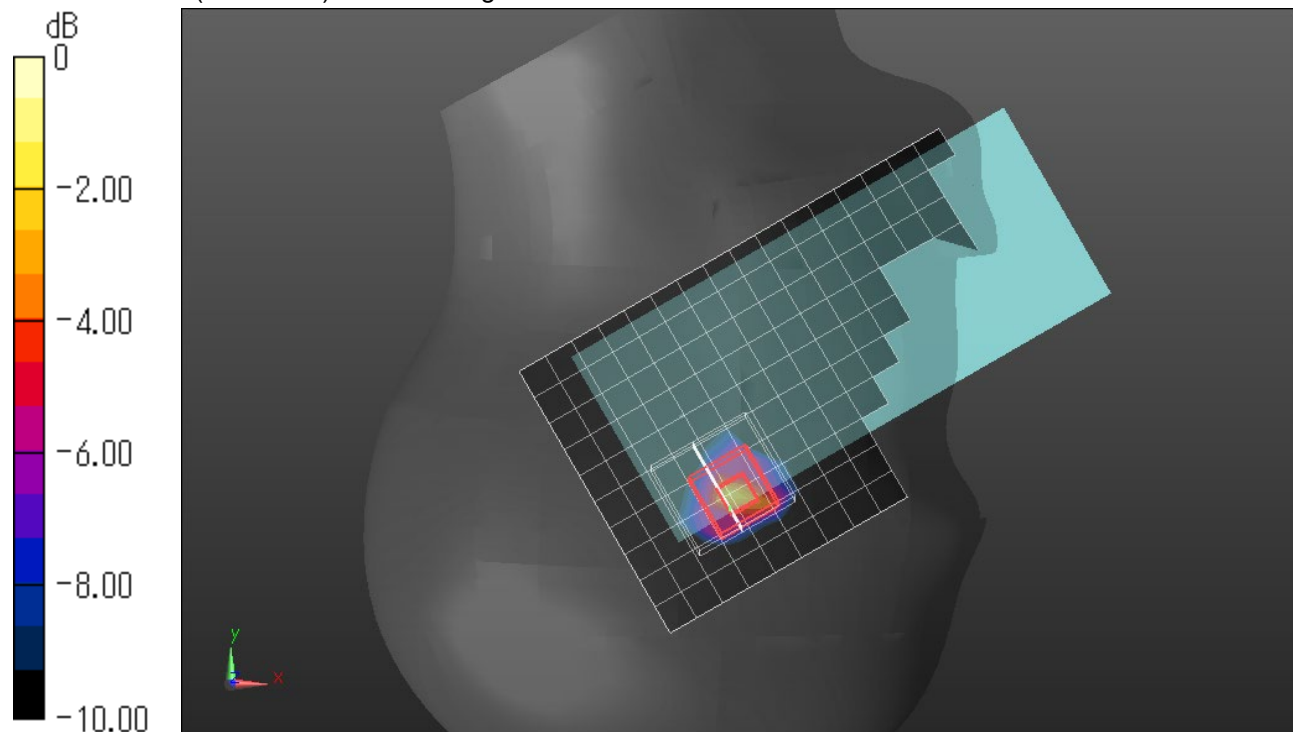
Peak SAR (extrapolated) = 0.757 W/kg

**SAR(1 g) = 0.138 W/kg; SAR(10 g) = 0.039 W/kg**

Smallest distance from peaks to all points 3 dB below = 3.3 mm

Ratio of SAR at M2 to SAR at M1 = 45%

Maximum value of SAR (measured) = 0.481 W/kg



0 dB = 0.481 W/kg = -3.18 dBW/kg

## Wi-Fi 5.8 GHz Chain\_0

Frequency: 5775 MHz; Duty Cycle: 1:1; Room Ambient Temperature: 24.0°C; Liquid Temperature: 23.0°C

Medium parameters used:  $f = 5775$  MHz;  $\sigma = 5.127$  S/m;  $\epsilon_r = 35.676$ ;  $\rho = 1000$  kg/m<sup>3</sup>

DASY5 Configuration:

- Area Scan Setting: Find Secondary Maximum Within: 2.0 dB and with a peak SAR value greater than 0.0012W/kg
- Electronics: DAE4ip Sn1619; Calibrated: 04/20/2021
- Probe: EX3DV4 - SN7335; ConvF(4.95, 4.95, 4.95) @ 5775 MHz; Calibrated: 01/20/2022
- Sensor-Surface: 1.4mm (Mechanical Surface Detection)
- Phantom: Twin-SAM V8.0 (20deg probe tilt); Type: QD 000 P41 Ax; Serial: xxxx

**Front/802.11ac\_VHT80\_Ch 155/Area Scan (11x21x1):** Measurement grid: dx=10mm, dy=10mm

Maximum value of SAR (measured) = 0.0246 W/kg

**Front/802.11ac\_VHT80\_Ch 155/Zoom Scan (9x9x12)/Cube 0:** Measurement grid: dx=4mm, dy=4mm, dz=2mm

Reference Value = 2.905 V/m; Power Drift = -0.04 dB

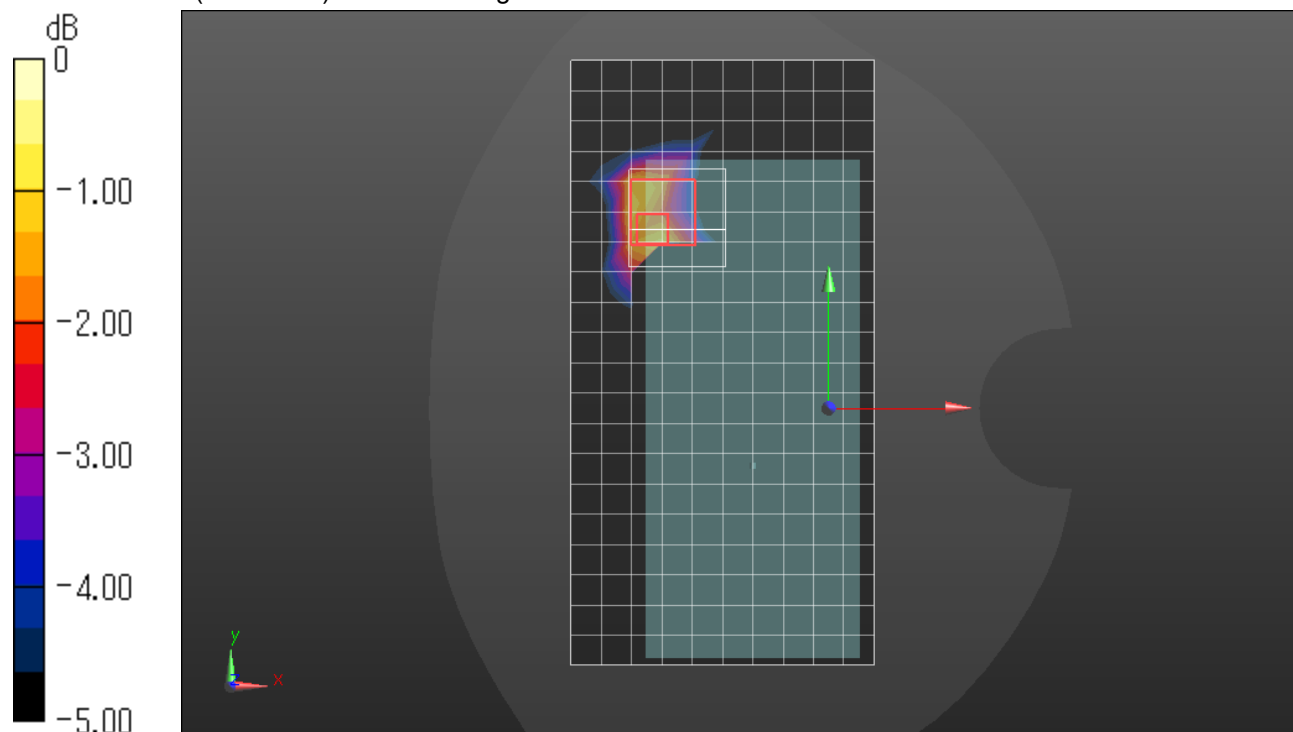
Peak SAR (extrapolated) = 0.0470 W/kg

**SAR(1 g) = 0.014 W/kg; SAR(10 g) = 0.00892 W/kg**

Smallest distance from peaks to all points 3 dB below: Larger than measurement grid

Ratio of SAR at M2 to SAR at M1 = 54.4%

Maximum value of SAR (measured) = 0.0297 W/kg



0 dB = 0.0297 W/kg = -15.27 dBW/kg

## Wi-Fi 5.8 GHz Chain\_0

Frequency: 5775 MHz; Duty Cycle: 1:1; Room Ambient Temperature: 24.0°C; Liquid Temperature: 23.0°C

Medium parameters used:  $f = 5775$  MHz;  $\sigma = 5.127$  S/m;  $\epsilon_r = 35.676$ ;  $\rho = 1000$  kg/m<sup>3</sup>

DASY5 Configuration:

- Area Scan Setting: Find Secondary Maximum Within: 2.0 dB and with a peak SAR value greater than 0.0012W/kg
- Electronics: DAE4ip Sn1619; Calibrated: 04/20/2021
- Probe: EX3DV4 - SN7335; ConvF(4.95, 4.95, 4.95) @ 5775 MHz; Calibrated: 01/20/2022
- Sensor-Surface: 1.4mm (Mechanical Surface Detection)
- Phantom: Twin-SAM V8.0 (20deg probe tilt); Type: QD 000 P41 Ax; Serial: xxxx

**Edge 4/802.11ac\_VHT80\_Ch 155/Area Scan (7x20x1):** Measurement grid: dx=10mm, dy=10mm  
 Maximum value of SAR (measured) = 0.0601 W/kg

**Edge 4/802.11ac\_VHT80\_Ch 155/Zoom Scan (7x7x12)/Cube 0:** Measurement grid: dx=4mm, dy=4mm, dz=2mm

Reference Value = 3.043 V/m; Power Drift = 0.16 dB

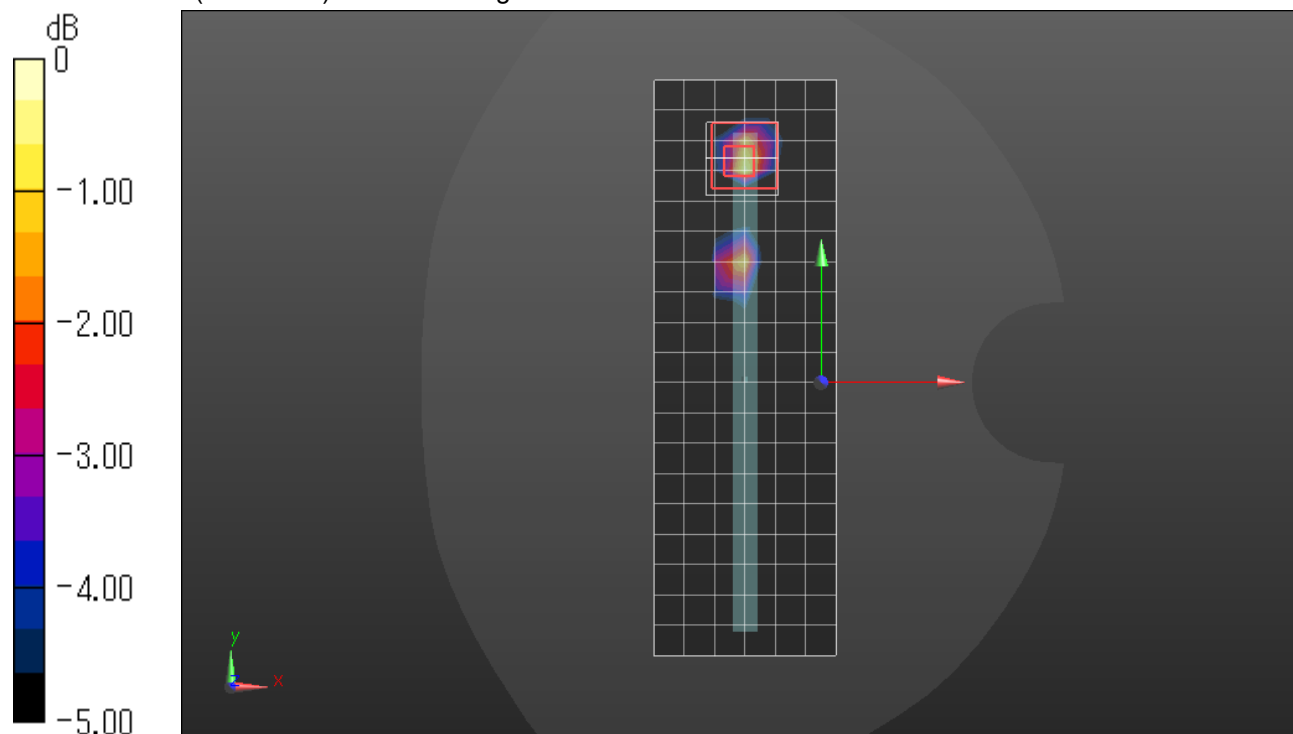
Peak SAR (extrapolated) = 0.113 W/kg

**SAR(1 g) = 0.031 W/kg; SAR(10 g) = 0.016 W/kg**

Smallest distance from peaks to all points 3 dB below: Larger than measurement grid

Ratio of SAR at M2 to SAR at M1 = 55.7%

Maximum value of SAR (measured) = 0.0664 W/kg



0 dB = 0.0664 W/kg = -11.78 dBW/kg

### Wi-Fi 5.8 GHz Chain 1

Frequency: 5775 MHz; Duty Cycle: 1:1; Room Ambient Temperature: 24.0°C; Liquid Temperature: 23.0°C

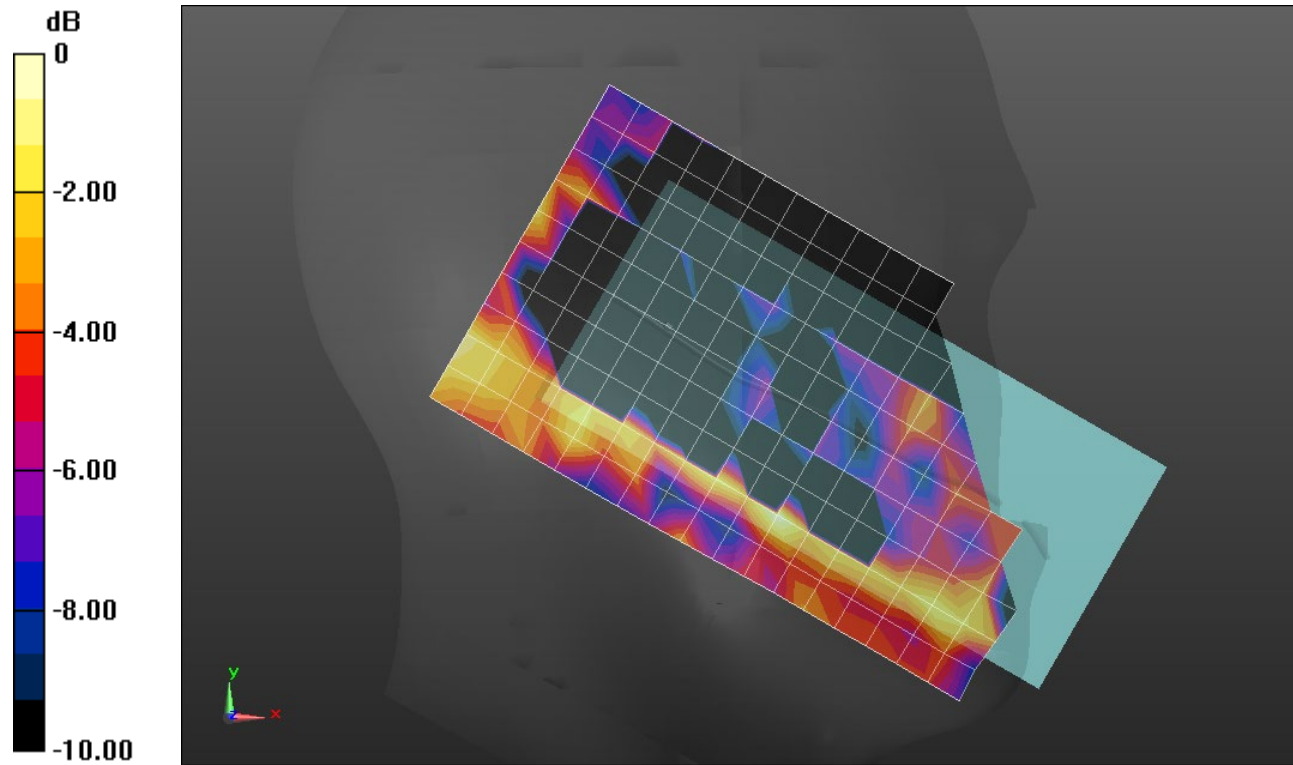
Medium parameters used:  $f = 5775$  MHz;  $\sigma = 5.226$  S/m;  $\epsilon_r = 34.632$ ;  $\rho = 1000$  kg/m<sup>3</sup>

DASY5 Configuration:

- Area Scan Setting: Find Secondary Maximum Within: 2.0 dB and with a peak SAR value greater than 0.0012W/kg
- Electronics: DAE4 Sn1352; Calibrated: 11/9/2021
- Probe: EX3DV4 - SN3686; ConvF(4.5, 4.5, 4.5) @ 5775 MHz; Calibrated: 1/18/2022
- Sensor-Surface: 1.4mm (Mechanical Surface Detection)
- Phantom: Twin-SAM V5.0 (30deg probe tilt); Type: QD 000 P40 CD; Serial: 1629

**LHS/Tilt\_802.11ac\_VHT80\_Ch 155/Area Scan (11x19x1):** Measurement grid: dx=10mm, dy=10mm

Maximum value of SAR (measured) = 0.0191 W/kg



0 dB = 0.0191 W/kg = -17.19 dBW/kg

### Wi-Fi 5.8 GHz Chain 1

Frequency: 5775 MHz; Duty Cycle: 1:1; Room Ambient Temperature: 24.0°C; Liquid Temperature: 23.0°C

Medium parameters used:  $f = 5775 \text{ MHz}$ ;  $\sigma = 5.226 \text{ S/m}$ ;  $\epsilon_r = 34.632$ ;  $\rho = 1000 \text{ kg/m}^3$

DASY5 Configuration:

- Area Scan Setting: Find Secondary Maximum Within: 2.0 dB and with a peak SAR value greater than 0.0012W/kg
- Electronics: DAE4 Sn1352; Calibrated: 11/9/2021
- Probe: EX3DV4 - SN3686; ConvF(4.5, 4.5, 4.5) @ 5775 MHz; Calibrated: 1/18/2022
- Sensor-Surface: 1.4mm (Mechanical Surface Detection)
- Phantom: Twin-SAM V5.0 (30deg probe tilt); Type: QD 000 P40 CD; Serial: 1629

**Rear/802.11ac\_VHT80\_Ch 155/Area Scan (11x20x1):** Measurement grid: dx=10mm, dy=10mm

Maximum value of SAR (measured) = 0.0905 W/kg

**Rear/802.11ac\_VHT80\_Ch 155/Zoom Scan (7x7x12)/Cube 0:** Measurement grid: dx=4mm, dy=4mm, dz=2mm

Reference Value = 3.221 V/m; Power Drift = 0.04 dB

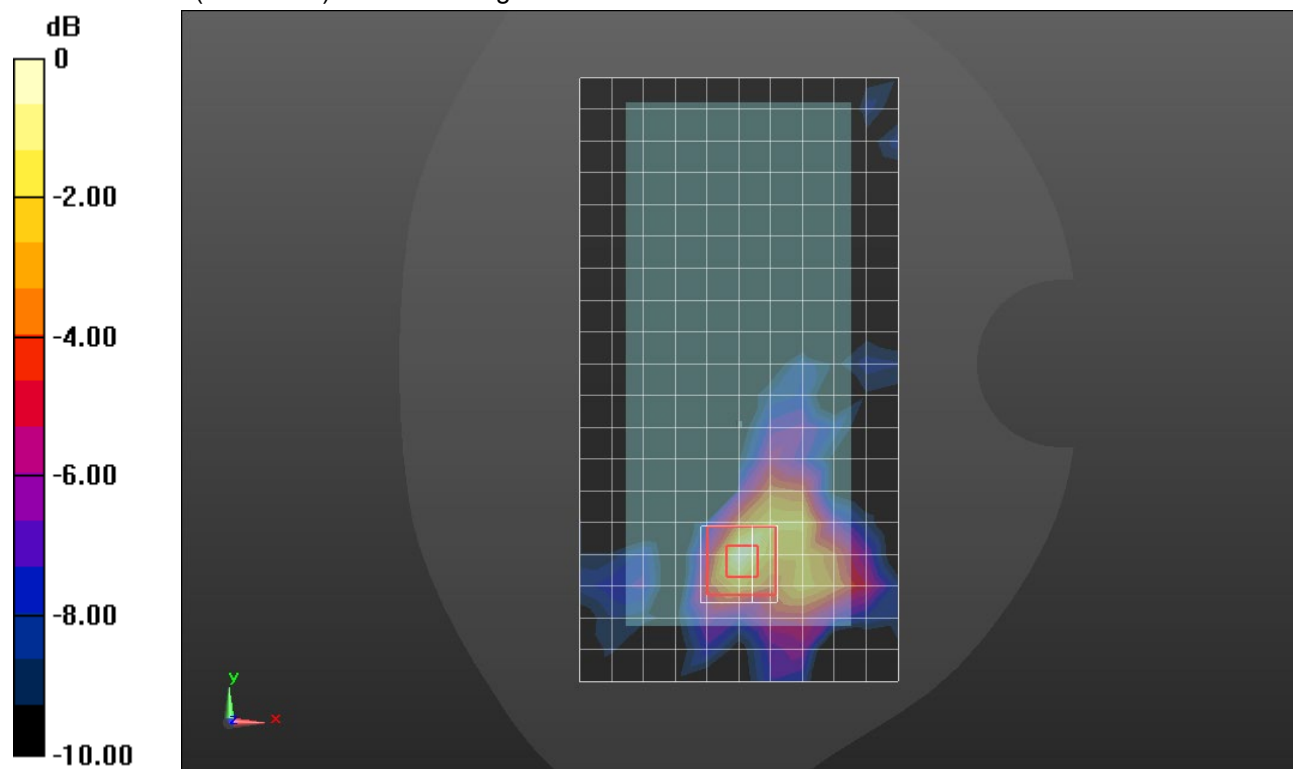
Peak SAR (extrapolated) = 0.155 W/kg

**SAR(1 g) = 0.028 W/kg; SAR(10 g) = 0.00791 W/kg**

Smallest distance from peaks to all points 3 dB below: Larger than measurement grid

Ratio of SAR at M2 to SAR at M1 = 51.6%

Maximum value of SAR (measured) = 0.0873 W/kg



0 dB = 0.0873 W/kg = -10.59 dBW/kg



### Wi-Fi 5.8 GHz Chain\_0

Frequency: 5775 MHz; Duty Cycle: 1:1; Room Ambient Temperature: 24.0°C; Liquid Temperature: 23.0°C

Medium parameters used:  $f = 5775$  MHz;  $\sigma = 5.127$  S/m;  $\epsilon_r = 35.676$ ;  $\rho = 1000$  kg/m<sup>3</sup>

DASY5 Configuration:

- Area Scan Setting: Find Secondary Maximum Within: 2.0 dB and with a peak SAR value greater than 0.0012W/kg
- Electronics: DAE4ip Sn1619; Calibrated: 04/20/2021
- Probe: EX3DV4 - SN7335; ConvF(4.95, 4.95, 4.95) @ 5775 MHz; Calibrated: 01/20/2022
- Sensor-Surface: 1.4mm (Mechanical Surface Detection (Locations From Previous Scan Used)), Sensor-Surface: 1.4mm (Mechanical Surface Detection)
- Phantom: Twin-SAM V8.0 (20deg probe tilt); Type: QD 000 P41 Ax; Serial: xxxx

**RHS/Touch\_802.11ac\_VHT80\_Ch 155/Area Scan (11x20x1):** Measurement grid: dx=10mm, dy=10mm  
 Maximum value of SAR (measured) = 0.237 W/kg

**RHS/Touch\_802.11ac\_VHT80\_Ch 155/Zoom Scan (10x10x12)/Cube 0:** Measurement grid:  
 dx=4mm, dy=4mm, dz=2mm

Reference Value = 7.289 V/m; Power Drift = 0.13 dB

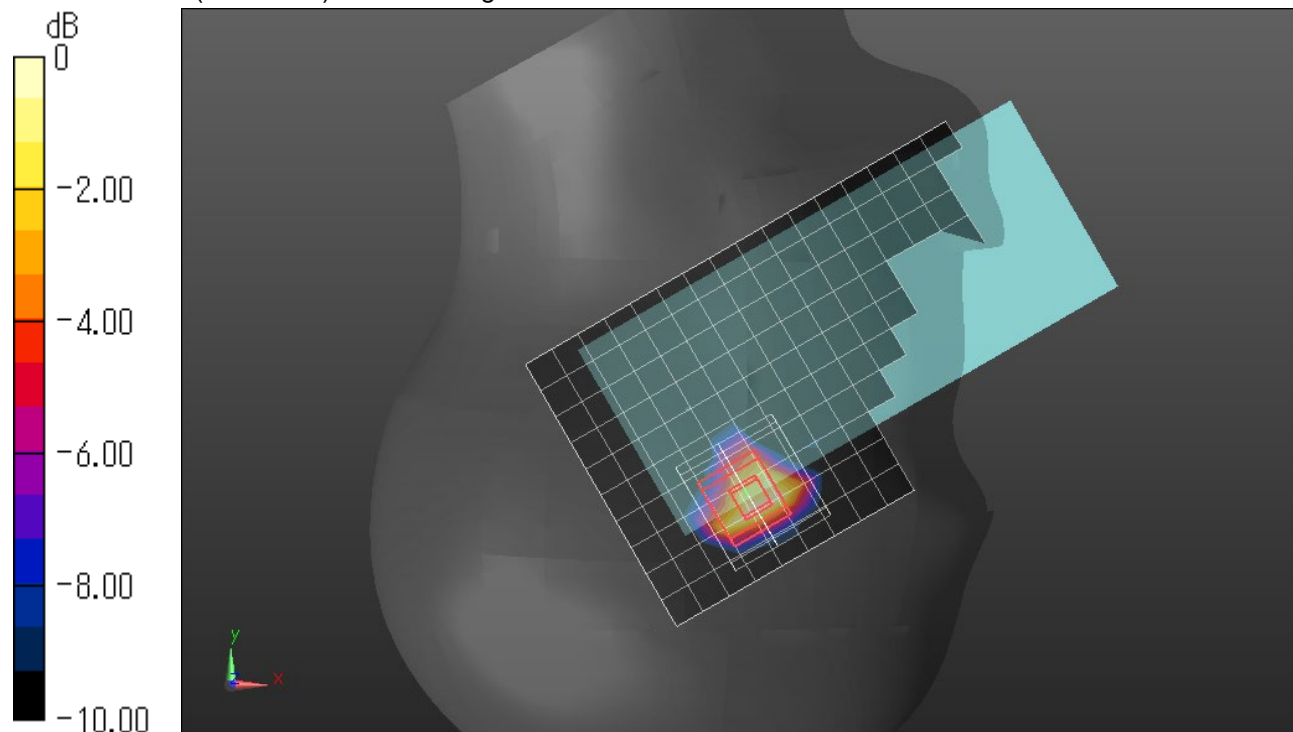
Peak SAR (extrapolated) = 0.384 W/kg

**SAR(1 g) = 0.071 W/kg; SAR(10 g) = 0.021 W/kg**

Smallest distance from peaks to all points 3 dB below = 4.1 mm

Ratio of SAR at M2 to SAR at M1 = 43.2%

Maximum value of SAR (measured) = 0.225 W/kg



0 dB = 0.225 W/kg = -6.48 dBW/kg

## Wi-Fi 5.8 GHz Chain\_0

Frequency: 5775 MHz; Duty Cycle: 1:1; Room Ambient Temperature: 24.0°C; Liquid Temperature: 23.0°C

Medium parameters used:  $f = 5775$  MHz;  $\sigma = 5.127$  S/m;  $\epsilon_r = 35.676$ ;  $\rho = 1000$  kg/m<sup>3</sup>

DASY5 Configuration:

- Area Scan Setting: Find Secondary Maximum Within: 2.0 dB and with a peak SAR value greater than 0.0012W/kg
- Electronics: DAE4ip Sn1619; Calibrated: 04/20/2021
- Probe: EX3DV4 - SN7335; ConvF(4.95, 4.95, 4.95) @ 5775 MHz; Calibrated: 01/20/2022
- Sensor-Surface: 1.4mm (Mechanical Surface Detection)
- Phantom: Twin-SAM V8.0 (20deg probe tilt); Type: QD 000 P41 Ax; Serial: xxxx

**Front/802.11ac\_VHT80\_Ch 155/Area Scan (11x21x1):** Measurement grid: dx=10mm, dy=10mm

Maximum value of SAR (measured) = 0.0130 W/kg

**Front/802.11ac\_VHT80\_Ch 155/Zoom Scan (7x7x12)/Cube 0:** Measurement grid: dx=4mm, dy=4mm, dz=2mm

Reference Value = 2.428 V/m; Power Drift = -0.05 dB

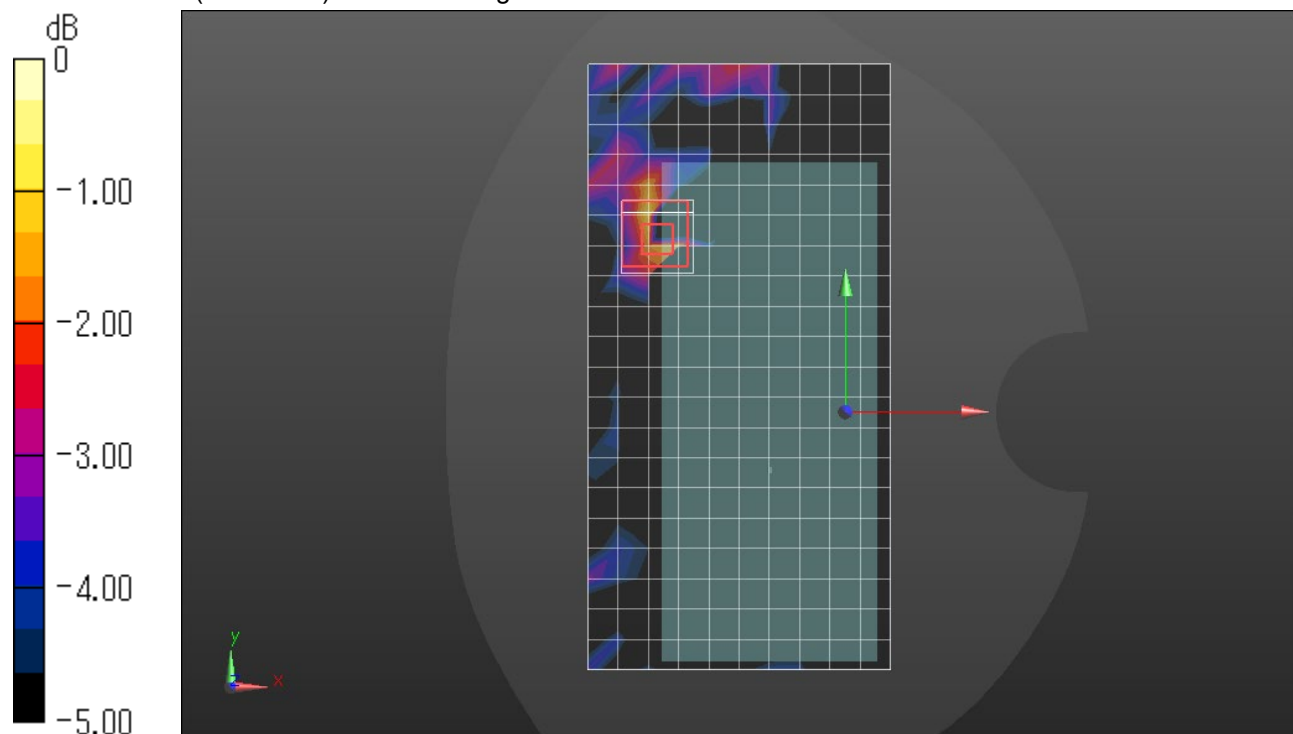
Peak SAR (extrapolated) = 0.0330 W/kg

**SAR(1 g) = 0.00859 W/kg; SAR(10 g) = 0.00655 W/kg**

Smallest distance from peaks to all points 3 dB below: Larger than measurement grid

Ratio of SAR at M2 to SAR at M1 = 46.1%

Maximum value of SAR (measured) = 0.0158 W/kg



0 dB = 0.0158 W/kg = -18.01 dBW/kg

## Wi-Fi 5.8 GHz Chain\_0

Frequency: 5775 MHz; Duty Cycle: 1:1; Room Ambient Temperature: 24.0°C; Liquid Temperature: 23.0°C

Medium parameters used:  $f = 5775$  MHz;  $\sigma = 5.127$  S/m;  $\epsilon_r = 35.676$ ;  $\rho = 1000$  kg/m<sup>3</sup>

DASY5 Configuration:

- Area Scan Setting: Find Secondary Maximum Within: 2.0 dB and with a peak SAR value greater than 0.0012W/kg
- Electronics: DAE4ip Sn1619; Calibrated: 04/20/2021
- Probe: EX3DV4 - SN7335; ConvF(4.95, 4.95, 4.95) @ 5775 MHz; Calibrated: 01/20/2022
- Sensor-Surface: 1.4mm (Mechanical Surface Detection)
- Phantom: Twin-SAM V8.0 (20deg probe tilt); Type: QD 000 P41 Ax; Serial: xxxx

**Edge 4/802.11ac\_VHT80\_Ch 155/Area Scan (7x20x1):** Measurement grid: dx=10mm, dy=10mm  
 Maximum value of SAR (measured) = 0.0220 W/kg

**Edge 4/802.11ac\_VHT80\_Ch 155/Zoom Scan (7x7x12)/Cube 0:** Measurement grid: dx=4mm, dy=4mm, dz=2mm

Reference Value = 1.975 V/m; Power Drift = 0.09 dB

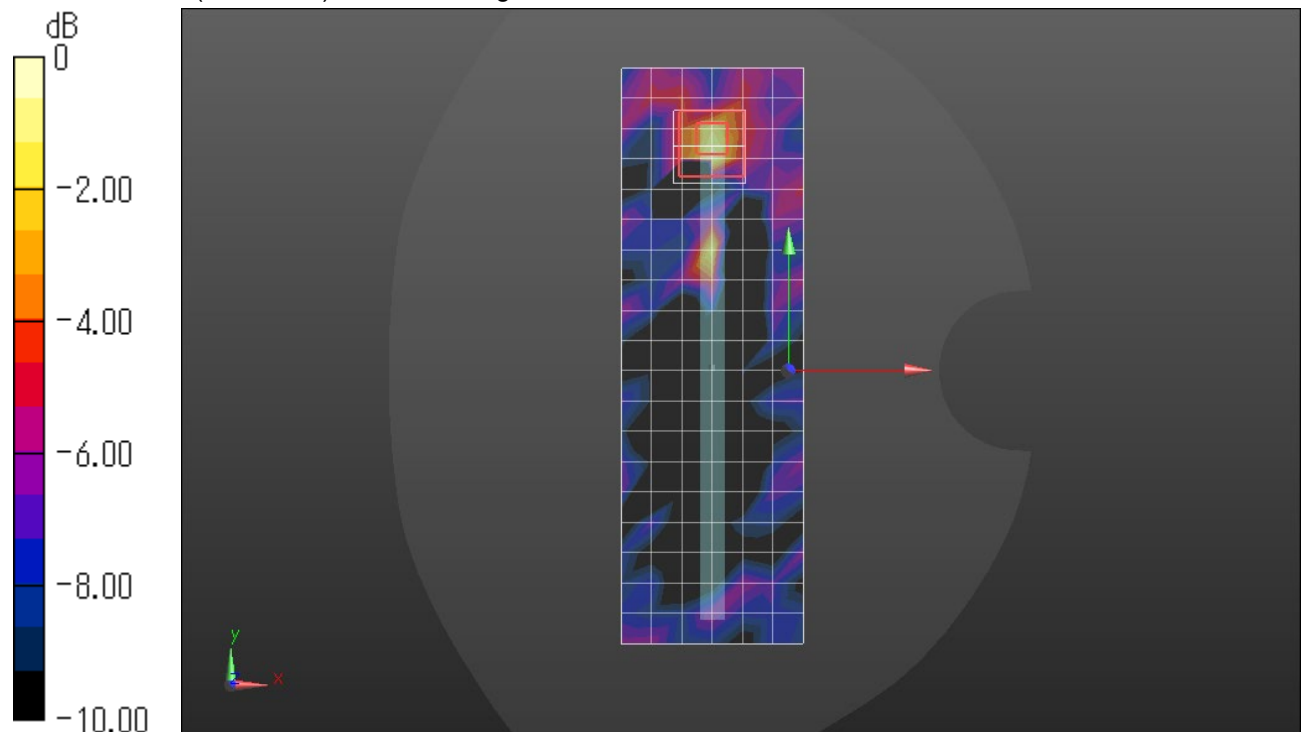
Peak SAR (extrapolated) = 0.0480 W/kg

**SAR(1 g) = 0.011 W/kg; SAR(10 g) = 0.00884 W/kg**

Smallest distance from peaks to all points 3 dB below: Larger than measurement grid

Ratio of SAR at M2 to SAR at M1 = 39%

Maximum value of SAR (measured) = 0.0257 W/kg



0 dB = 0.0257 W/kg = -15.90 dBW/kg

### Wi-Fi 5.8 GHz Chain 1 Simultaneous

Frequency: 5775 MHz; Duty Cycle: 1:1; Room Ambient Temperature: 24.0°C; Liquid Temperature: 23.0°C

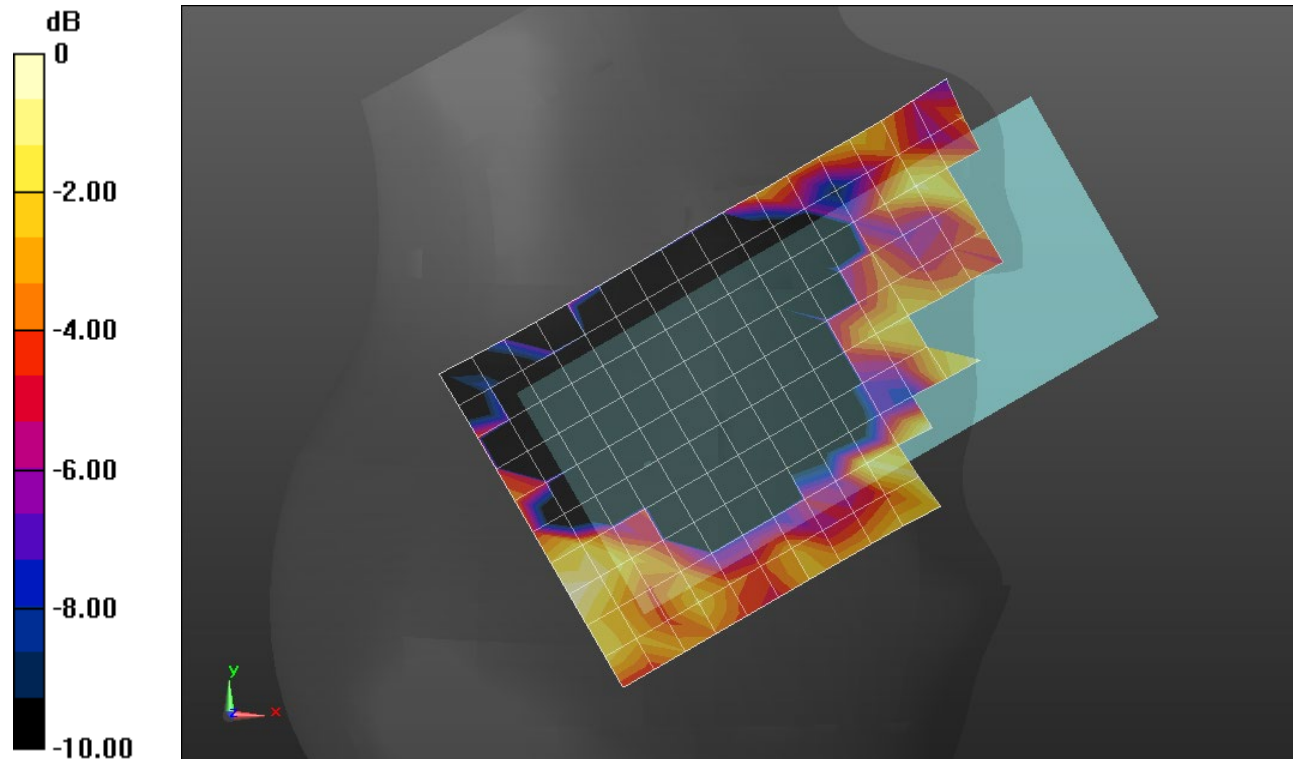
Medium parameters used:  $f = 5775$  MHz;  $\sigma = 5.226$  S/m;  $\epsilon_r = 34.632$ ;  $\rho = 1000$  kg/m<sup>3</sup>

DASY5 Configuration:

- Area Scan Setting: Find Secondary Maximum Within: 2.0 dB and with a peak SAR value greater than 0.0012W/kg
- Electronics: DAE4 Sn1352; Calibrated: 11/9/2021
- Probe: EX3DV4 - SN3686; ConvF(4.5, 4.5, 4.5) @ 5775 MHz; Calibrated: 1/18/2022
- Sensor-Surface: 1.4mm (Mechanical Surface Detection)
- Phantom: Twin-SAM V5.0 (30deg probe tilt); Type: QD 000 P40 CD; Serial: 1629

### RHS/Touch\_802.11ac\_VHT80\_Ch 155/Area Scan (11x18x1): Measurement grid: dx=10mm, dy=10mm

Maximum value of SAR (measured) = 0.0197 W/kg



0 dB = 0.0197 W/kg = -17.06 dBW/kg

### Wi-Fi 5.8 GHz Chain 1 Simultaneous

Frequency: 5775 MHz; Duty Cycle: 1:1; Room Ambient Temperature: 24.0°C; Liquid Temperature: 23.0°C

Medium parameters used:  $f = 5775 \text{ MHz}$ ;  $\sigma = 5.226 \text{ S/m}$ ;  $\epsilon_r = 34.632$ ;  $\rho = 1000 \text{ kg/m}^3$

DASY5 Configuration:

- Area Scan Setting: Find Secondary Maximum Within: 2.0 dB and with a peak SAR value greater than 0.0012W/kg
- Electronics: DAE4 Sn1352; Calibrated: 11/9/2021
- Probe: EX3DV4 - SN3686; ConvF(4.5, 4.5, 4.5) @ 5775 MHz; Calibrated: 1/18/2022
- Sensor-Surface: 1.4mm (Mechanical Surface Detection)
- Phantom: Twin-SAM V5.0 (30deg probe tilt); Type: QD 000 P40 CD; Serial: 1629

**Rear/802.11ac\_VHT80\_Ch 155/Area Scan (11x20x1):** Measurement grid: dx=10mm, dy=10mm

Maximum value of SAR (measured) = 0.0711 W/kg

**Rear/802.11ac\_VHT80\_Ch 155/Zoom Scan (7x7x12)/Cube 0:** Measurement grid: dx=4mm, dy=4mm, dz=2mm

Reference Value = 2.838 V/m; Power Drift = -0.05 dB

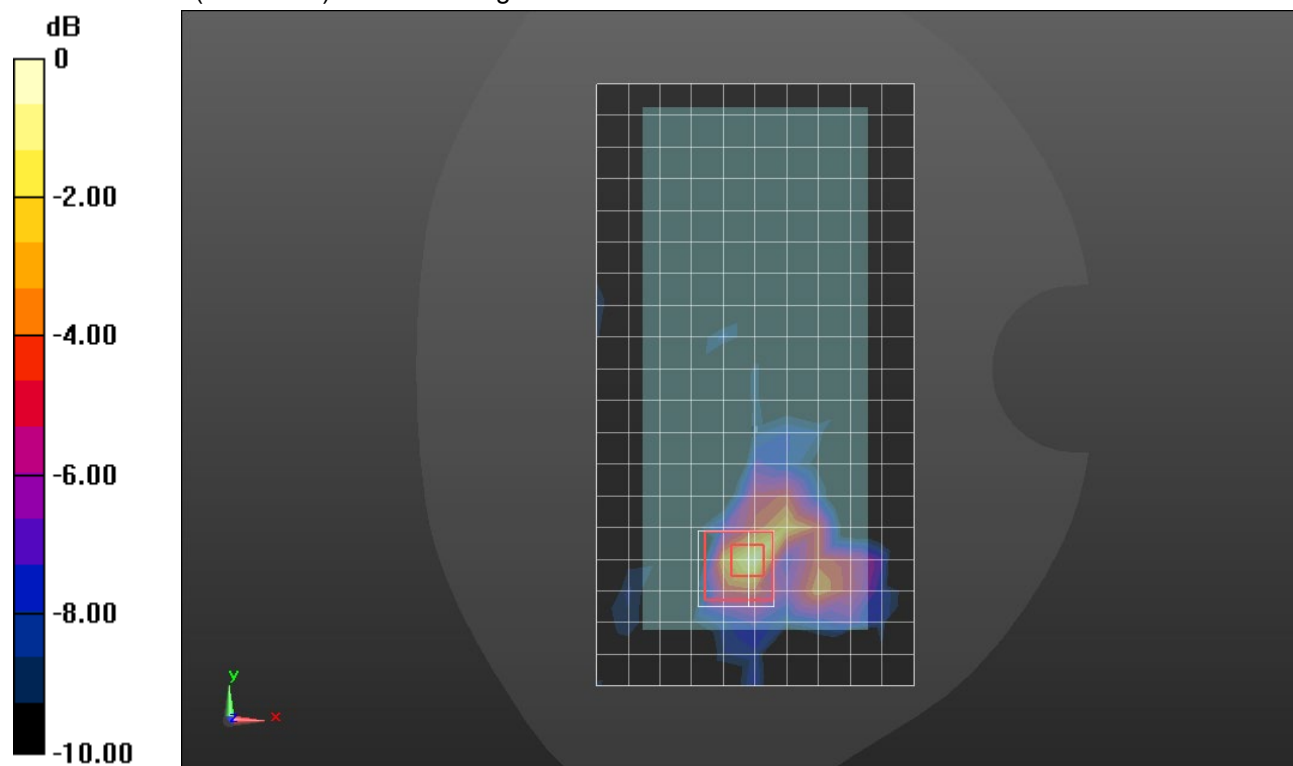
Peak SAR (extrapolated) = 0.162 W/kg

**SAR(1 g) = 0.021 W/kg; SAR(10 g) = 0.00478 W/kg**

Smallest distance from peaks to all points 3 dB below: Larger than measurement grid

Ratio of SAR at M2 to SAR at M1 = 46.8%

Maximum value of SAR (measured) = 0.0776 W/kg



0 dB = 0.0776 W/kg = -11.10 dBW/kg

## Bluetooth Chain 0

Frequency: 2480 MHz; Duty Cycle: 1:1; Room Ambient Temperature: 24.0°C; Liquid Temperature: 23.0°C

Medium parameters used:  $f = 2480$  MHz;  $\sigma = 1.81$  S/m;  $\epsilon_r = 37.315$ ;  $\rho = 1000$  kg/m<sup>3</sup>

DASY5 Configuration:

- Area Scan Setting: Find Secondary Maximum Within: 2.0 dB and with a peak SAR value greater than 0.0012W/kg
- Electronics: DAE4 Sn1239; Calibrated: 8/11/2021
- Probe: EX3DV4 - SN7656; ConvF(8.55, 8.55, 8.55) @ 2480 MHz; Calibrated: 6/1/2021
- Sensor-Surface: 1.4mm (Mechanical Surface Detection)
- Phantom: SAM with CRP (Wi-Fi 5 GHz); Type: QD000P40CD; Serial: TP:xxxx

**RHS/Touch\_GFSK DH5\_ch78/Area Scan (10x17x1):** Measurement grid: dx=12mm, dy=12mm

Maximum value of SAR (measured) = 0.597 W/kg

**RHS/Touch\_GFSK DH5\_ch78/Zoom Scan (7x7x7)/Cube 0:** Measurement grid: dx=5mm, dy=5mm, dz=5mm

Reference Value = 16.07 V/m; Power Drift = -0.01 dB

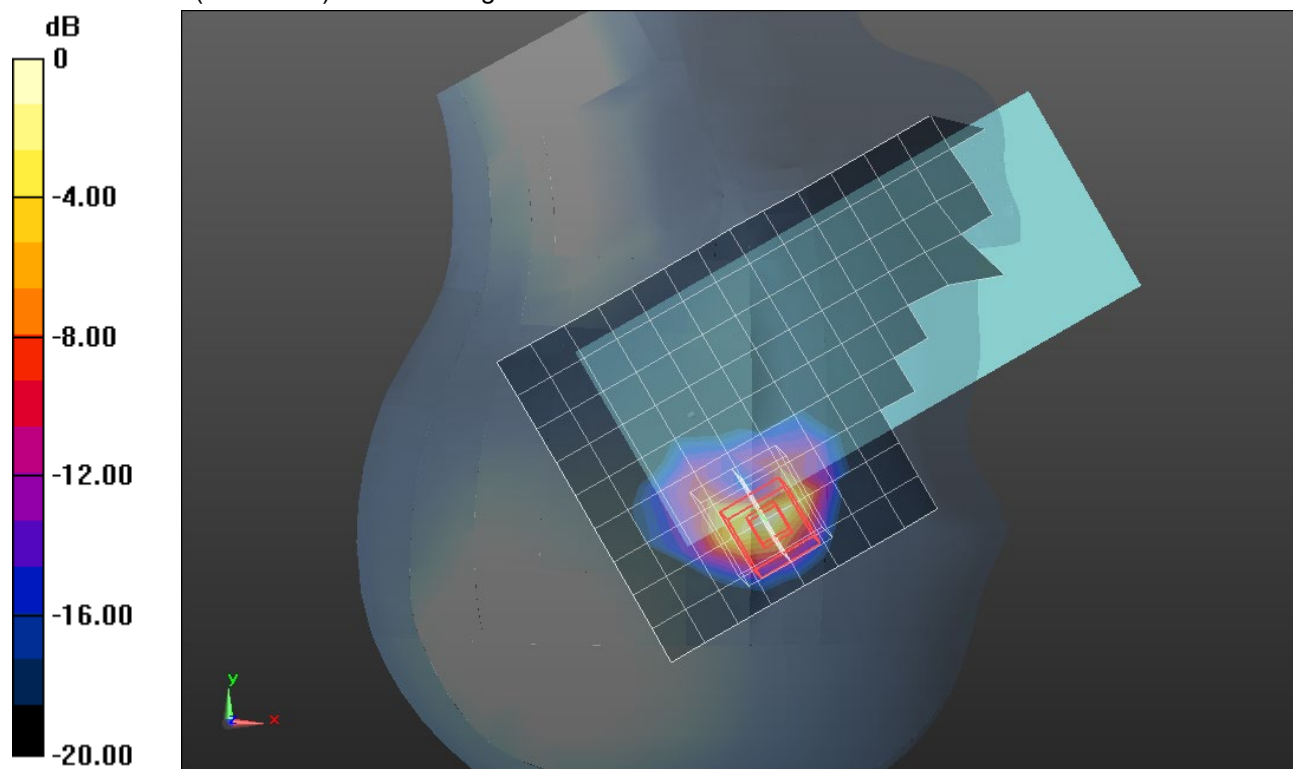
Peak SAR (extrapolated) = 0.832 W/kg

**SAR(1 g) = 0.304 W/kg; SAR(10 g) = 0.107 W/kg**

Smallest distance from peaks to all points 3 dB below = 5.5 mm

Ratio of SAR at M2 to SAR at M1 = 38.2%

Maximum value of SAR (measured) = 0.610 W/kg



0 dB = 0.610 W/kg = -2.15 dBW/kg

## Bluetooth Chain 0

Frequency: 2480 MHz; Duty Cycle: 1:1; Room Ambient Temperature: 24.0°C; Liquid Temperature: 23.0°C

Medium parameters used:  $f = 2480$  MHz;  $\sigma = 1.81$  S/m;  $\epsilon_r = 37.315$ ;  $\rho = 1000$  kg/m<sup>3</sup>

DASY5 Configuration:

- Area Scan Setting: Find Secondary Maximum Within: 2.0 dB and with a peak SAR value greater than 0.0012W/kg
- Electronics: DAE4 Sn1239; Calibrated: 8/11/2021
- Probe: EX3DV4 - SN7656; ConvF(8.55, 8.55, 8.55) @ 2480 MHz; Calibrated: 6/1/2021
- Sensor-Surface: 1.4mm (Mechanical Surface Detection)
- Phantom: SAM with CRP (Wi-Fi 5 GHz); Type: QD000P40CD; Serial: TP:xxxx

**Rear/GFSK DH5\_ch78/Area Scan (10x17x1):** Measurement grid: dx=12mm, dy=12mm

Maximum value of SAR (measured) = 0.0818 W/kg

**Rear/GFSK DH5\_ch78/Zoom Scan (7x7x7)/Cube 0:** Measurement grid: dx=5mm, dy=5mm, dz=5mm

Reference Value = 6.032 V/m; Power Drift = 0.04 dB

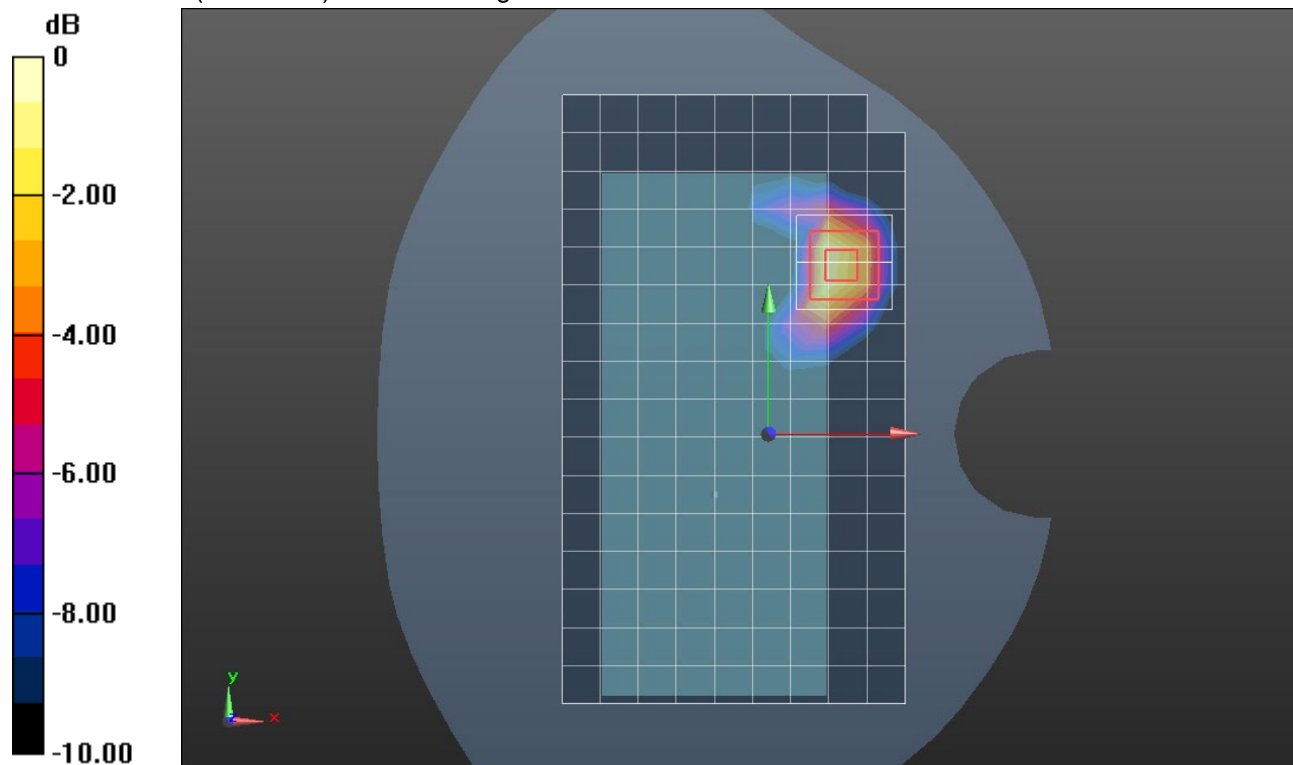
Peak SAR (extrapolated) = 0.122 W/kg

**SAR(1 g) = 0.056 W/kg; SAR(10 g) = 0.023 W/kg**

Smallest distance from peaks to all points 3 dB below: Larger than measurement grid

Ratio of SAR at M2 to SAR at M1 = 48.6%

Maximum value of SAR (measured) = 0.0940 W/kg



0 dB = 0.0940 W/kg = -10.27 dBW/kg

## Bluetooth Chain 0

Frequency: 2480 MHz; Duty Cycle: 1:1; Room Ambient Temperature: 24.0°C; Liquid Temperature: 23.0°C

Medium parameters used:  $f = 2480$  MHz;  $\sigma = 1.81$  S/m;  $\epsilon_r = 37.315$ ;  $\rho = 1000$  kg/m<sup>3</sup>

DASY5 Configuration:

- Area Scan Setting: Find Secondary Maximum Within: 2.0 dB and with a peak SAR value greater than 0.0012W/kg
- Electronics: DAE4 Sn1239; Calibrated: 8/11/2021
- Probe: EX3DV4 - SN7656; ConvF(8.55, 8.55, 8.55) @ 2480 MHz; Calibrated: 6/1/2021
- Sensor-Surface: 1.4mm (Mechanical Surface Detection)
- Phantom: SAM with CRP (Wi-Fi 5 GHz); Type: QD000P40CD; Serial: TP:xxxx

**Edge 4/GFSK DH5\_ch78/Area Scan (7x17x1):** Measurement grid: dx=12mm, dy=12mm

Maximum value of SAR (measured) = 0.111 W/kg

**Edge 4/GFSK DH5\_ch78/Zoom Scan (7x7x7)/Cube 0:** Measurement grid: dx=5mm, dy=5mm, dz=5mm

Reference Value = 7.292 V/m; Power Drift = -0.11 dB

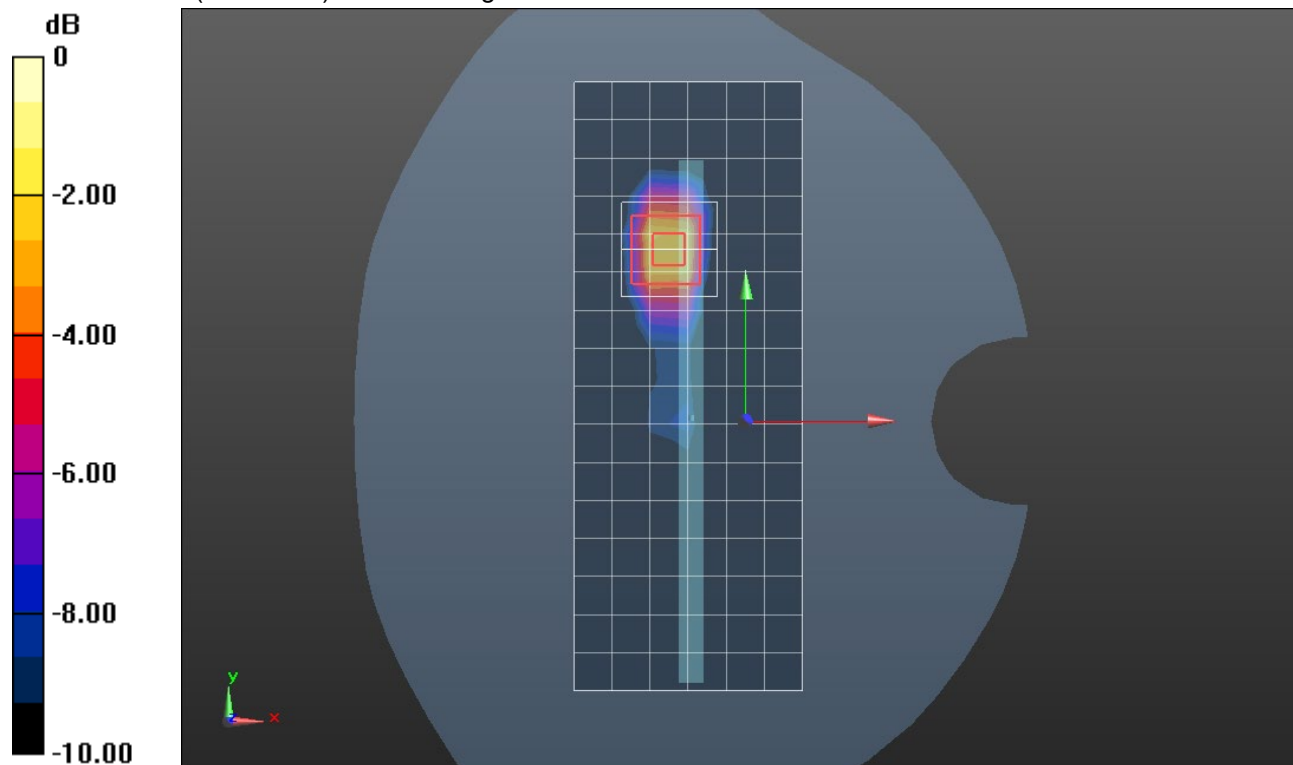
Peak SAR (extrapolated) = 0.211 W/kg

**SAR(1 g) = 0.099 W/kg; SAR(10 g) = 0.042 W/kg**

Smallest distance from peaks to all points 3 dB below = 8 mm

Ratio of SAR at M2 to SAR at M1 = 48.6%

Maximum value of SAR (measured) = 0.171 W/kg



0 dB = 0.171 W/kg = -7.67 dBW/kg



## Bluetooth Chain 1

Frequency: 2480 MHz; Duty Cycle: 1:1; Room Ambient Temperature: 24.0°C; Liquid Temperature: 23.0°C

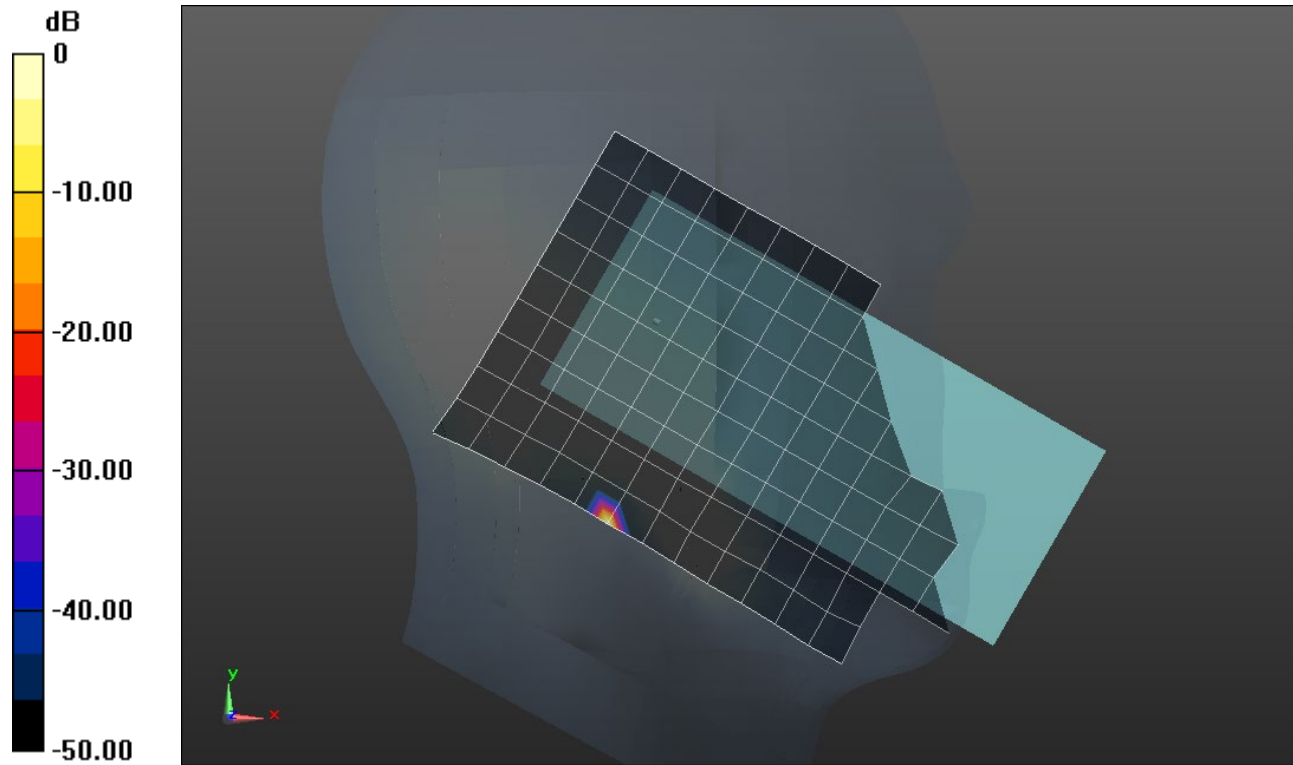
Medium parameters used:  $f = 2480$  MHz;  $\sigma = 1.81$  S/m;  $\epsilon_r = 37.315$ ;  $\rho = 1000$  kg/m<sup>3</sup>

DASY5 Configuration:

- Area Scan Setting: Find Secondary Maximum Within: 2.0 dB and with a peak SAR value greater than 0.0012W/kg
- Electronics: DAE4 Sn1239; Calibrated: 8/11/2021
- Probe: EX3DV4 - SN7656; ConvF(8.55, 8.55, 8.55) @ 2480 MHz; Calibrated: 6/1/2021
- Sensor-Surface: 1.4mm (Mechanical Surface Detection)
- Phantom: SAM with CRP (Wi-Fi 5 GHz); Type: QD000P40CD; Serial: TP:xxxx

**LHS/Touch\_GFSK DH5\_ch78/Area Scan (10x17x1):** Measurement grid: dx=12mm, dy=12mm

Maximum value of SAR (measured) = 0.000594 W/kg



0 dB = 0.000594 W/kg = -32.26 dBW/kg

## Bluetooth Chain 1

Frequency: 2480 MHz; Duty Cycle: 1:1; Room Ambient Temperature: 24.0°C; Liquid Temperature: 23.0°C

Medium parameters used:  $f = 2480$  MHz;  $\sigma = 1.81$  S/m;  $\epsilon_r = 37.315$ ;  $\rho = 1000$  kg/m<sup>3</sup>

DASY5 Configuration:

- Area Scan Setting: Find Secondary Maximum Within: 2.0 dB and with a peak SAR value greater than 0.0012W/kg
- Electronics: DAE4 Sn1239; Calibrated: 8/11/2021
- Probe: EX3DV4 - SN7656; ConvF(8.55, 8.55, 8.55) @ 2480 MHz; Calibrated: 6/1/2021
- Sensor-Surface: 1.4mm (Mechanical Surface Detection)
- Phantom: SAM with CRP (Wi-Fi 5 GHz); Type: QD000P40CD; Serial: TP:xxxx

**Rear/GFSK DH5\_ch78/Area Scan (10x17x1):** Measurement grid: dx=12mm, dy=12mm

Maximum value of SAR (measured) = 0.0273 W/kg

**Rear/GFSK DH5\_ch78/Zoom Scan (7x7x7)/Cube 0:** Measurement grid: dx=5mm, dy=5mm, dz=5mm

Reference Value = 3.272 V/m; Power Drift = 0.16 dB

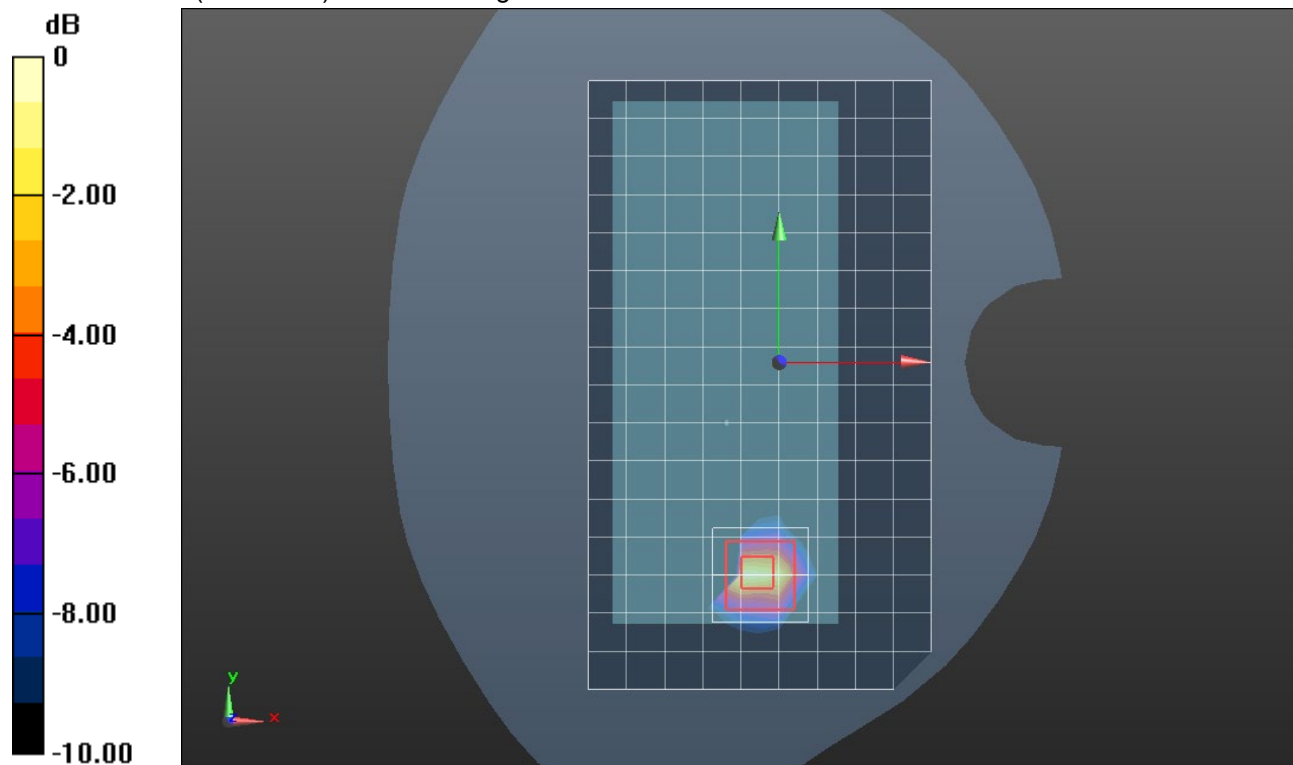
Peak SAR (extrapolated) = 0.0420 W/kg

**SAR(1 g) = 0.012 W/kg; SAR(10 g) = 0.00273 W/kg**

Smallest distance from peaks to all points 3 dB below: Larger than measurement grid

Ratio of SAR at M2 to SAR at M1 = 32%

Maximum value of SAR (measured) = 0.0302 W/kg



0 dB = 0.0302 W/kg = -15.20 dBW/kg

## Bluetooth Chain 1

Frequency: 2480 MHz; Duty Cycle: 1:1; Room Ambient Temperature: 24.0°C; Liquid Temperature: 23.0°C

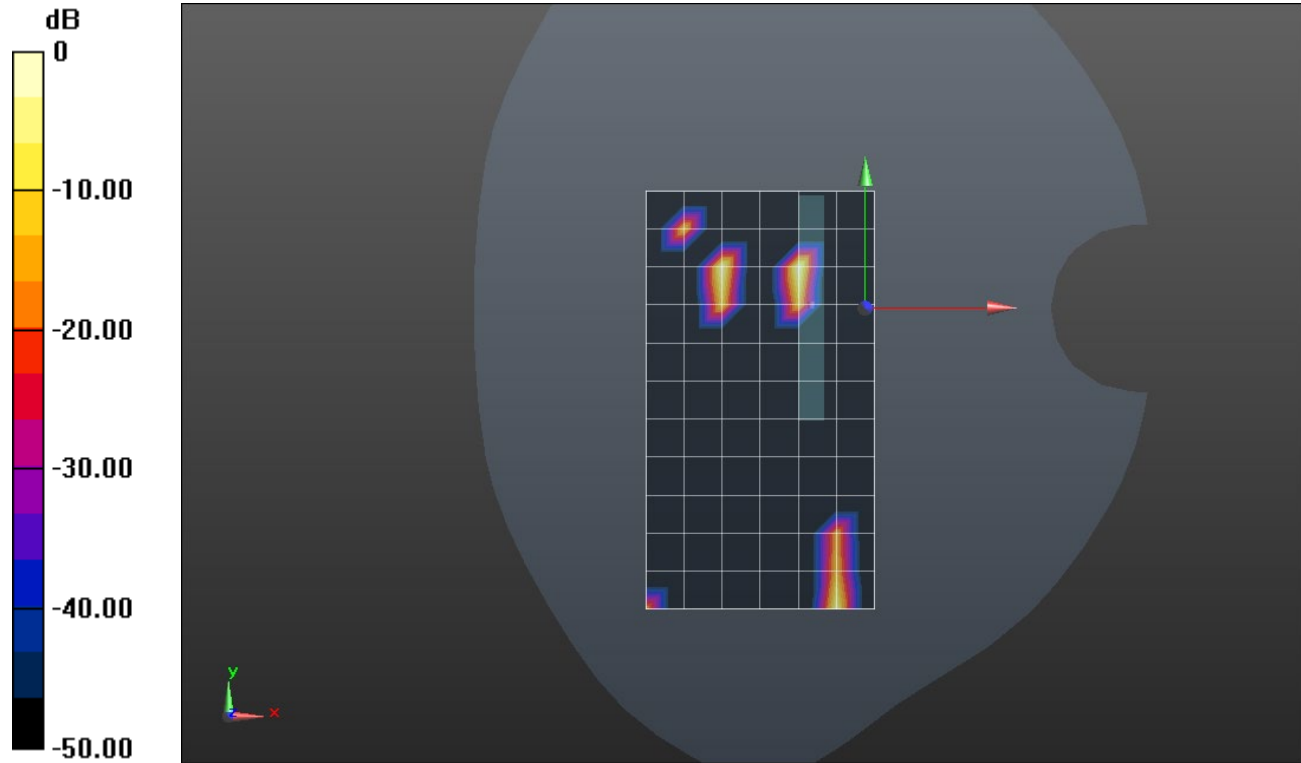
Medium parameters used:  $f = 2480$  MHz;  $\sigma = 1.81$  S/m;  $\epsilon_r = 37.315$ ;  $\rho = 1000$  kg/m<sup>3</sup>

DASY5 Configuration:

- Area Scan Setting: Find Secondary Maximum Within: 2.0 dB and with a peak SAR value greater than 0.0012W/kg
- Electronics: DAE4 Sn1239; Calibrated: 8/11/2021
- Probe: EX3DV4 - SN7656; ConvF(8.55, 8.55, 8.55) @ 2480 MHz; Calibrated: 6/1/2021
- Sensor-Surface: 1.4mm (Mechanical Surface Detection)
- Phantom: SAM with CRP (Wi-Fi 5 GHz); Type: QD000P40CD; Serial: TP:xxxx

**Edge 3/GFSK DH5\_ch78/Area Scan (7x12x1):** Measurement grid: dx=12mm, dy=12mm

Maximum value of SAR (measured) = 0.000992 W/kg



0 dB = 0.000992 W/kg = -30.03 dBW/kg