

## Setup Photographs


<Radiated Emission>

X Plane with Accessory for AWS Band


LF



HF



## SHF




**Y Plane with Accessory for Cellular Band**

**LF**



**HF**




**Z Plane with Accessory for PCS Band**


**LF**



**HF**



SHF



—THE END—