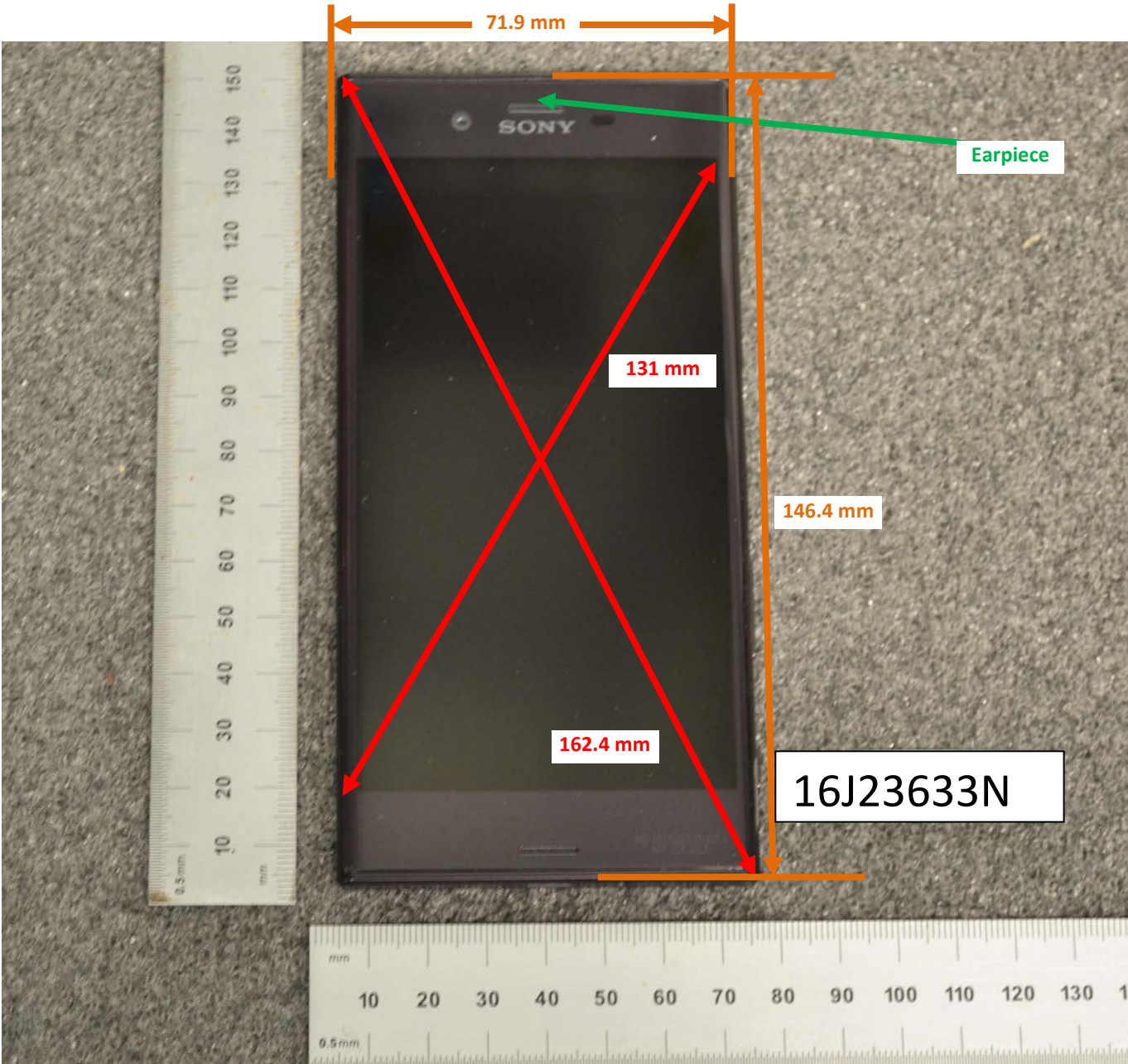


DUT and SAR Set-up Photos

Overall Dimensions



Front View of the DUT



Rear View of the DUT



Setup Photos

Handset Vertical and Horizontal Reference Lines

Vertical
Center Line


Horizontal
Line




16J23633N

Head Exposure Conditions


Left Touch




Left Tilt (15°)



Right Touch



Right Tilt (15°)




Body-worn Accessory Exposure Conditions

Rear 15mm




Front 15mm



Hotspot Exposure Conditions


Rear

16J23633N




Front


16J23633N




Edge 1



Edge 2



Edge 3



Edge 4



Antenna Dimensions & Separation Distances

- ① WLAN Main/BT Ant
- ② WLAN Sub Ant
- ③ Cellular (WWAN) Ant
- GSM/W-CDMA/LTE

