

## HAC\_E\_Dipole\_835

### DUT: HAC-Dipole 835 MHz

Communication System: CW; Frequency: 835 MHz; Duty Cycle: 1:1  
 Medium: Air Medium parameters used:  $\sigma = 0$  S/m,  $\epsilon_r = 1$ ;  $\rho = 0$  kg/m<sup>3</sup>  
 Ambient Temperature : 23.4 °C

#### DASY5 Configuration

- Probe: ER3DV6 - SN2358; ConvF(1, 1, 1); Calibrated: 2017/1/19;
- Sensor-Surface: (Fix Surface)
- Electronics: DAE4 Sn1399; Calibrated: 2016/11/17
- Phantom: HAC Test Arch with AMCC; Type: SD HAC P01 BA;
- Measurement SW: DASY52, Version 52.8 (8); SEMCAD X Version 14.6.10 (7373)

### E Scan - measurement distance from the probe sensor center to CD835 = 10mm & 15mm/Hearing Aid Compatibility Test at 15mm distance (41x361x1): Interpolated grid:

dx=0.5000 mm, dy=0.5000 mm

Device Reference Point: 0, 0, -6.3 mm

Reference Value = 122.6 V/m; Power Drift = 0.05 dB

PMR not calibrated. PMF = 1.000 is applied.

E-field emissions = 113.8 V/m

Average value of Total=(113.8+108.8) / 2 = 111.3 V/m

PMF scaled E-field

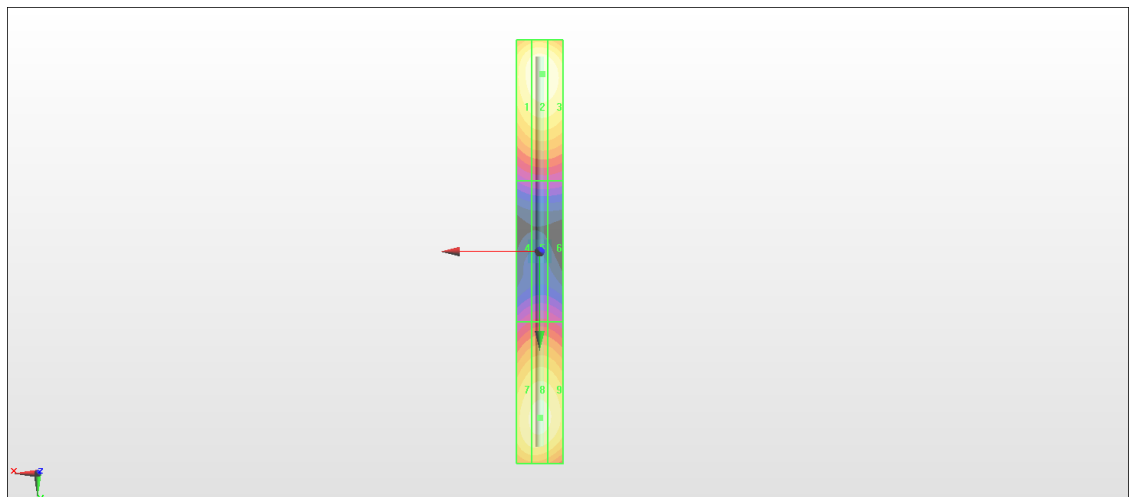
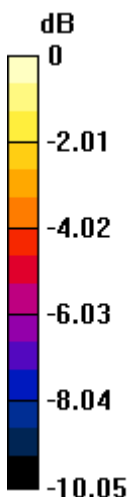
Grid 1 M4 <b>110.4 V/m</b>	Grid 2 M4 <b>113.8 V/m</b>	Grid 3 M4 <b>112.6 V/m</b>
Grid 4 M4 <b>62.42 V/m</b>	Grid 5 M4 <b>63.83 V/m</b>	Grid 6 M4 <b>62.92 V/m</b>
Grid 7 M4 <b>106.9 V/m</b>	Grid 8 M4 <b>108.8 V/m</b>	Grid 9 M4 <b>107.1 V/m</b>

#### Cursor:

Total = 113.8 V/m

E Category: M4

Location: -1, -75.5, 9.7 mm



0 dB = 113.8 V/m = 41.12 dBV/m

# HAC\_E\_Dipole\_1880

## DUT: HAC Dipole 1880 MHz

Communication System: CW; Frequency: 1880 MHz; Duty Cycle: 1:1  
 Medium: Air Medium parameters used:  $\sigma = 0$  S/m,  $\epsilon_r = 1$ ;  $\rho = 0$  kg/m<sup>3</sup>  
 Ambient Temperature : 23.4 °C

### DASY5 Configuration

- Probe: ER3DV6 - SN2358; ConvF(1, 1, 1); Calibrated: 2017/1/19;
- Sensor-Surface: (Fix Surface)
- Electronics: DAE4 Sn1399; Calibrated: 2016/11/17
- Phantom: HAC Test Arch with AMCC; Type: SD HAC P01 BA;
- Measurement SW: DASY52, Version 52.8 (8); SEMCAD X Version 14.6.10 (7373)

### E Scan - measurement distance from the probe sensor center to CD1880 = 10mm & 15mm/Hearing Aid Compatibility Test at 15mm distance (41x181x1): Interpolated grid:

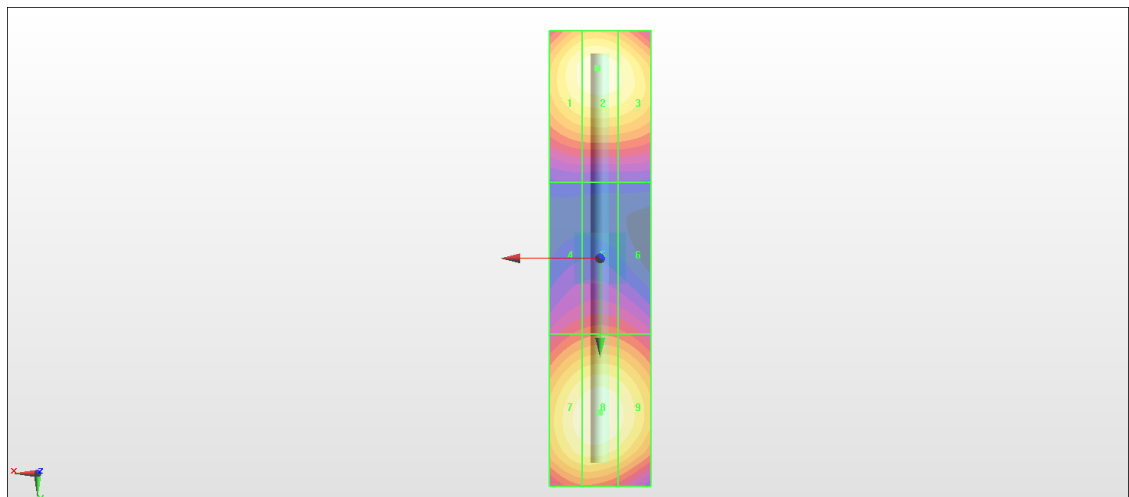
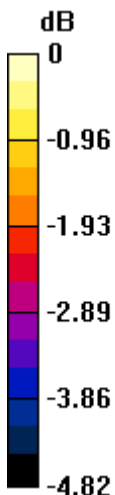
dx=0.5000 mm, dy=0.5000 mm  
 Device Reference Point: 0, 0, -6.3 mm  
 Reference Value = 134.1 V/m; Power Drift = -0.01 dB  
 PMR not calibrated. PMF = 1.000 is applied.  
 E-field emissions = 88.77 V/m  
 Average value of Total=(87.94+88.77) / 2 = 88.355 V/m

PMF scaled E-field

Grid 1 <b>M3</b> <b>86.85 V/m</b>	Grid 2 <b>M3</b> <b>87.94 V/m</b>	Grid 3 <b>M3</b> <b>86.36 V/m</b>
Grid 4 <b>M3</b> <b>69.97 V/m</b>	Grid 5 <b>M3</b> <b>70.97 V/m</b>	Grid 6 <b>M3</b> <b>70.11 V/m</b>
Grid 7 <b>M3</b> <b>87.44 V/m</b>	Grid 8 <b>M3</b> <b>88.77 V/m</b>	Grid 9 <b>M3</b> <b>86.79 V/m</b>

**Cursor:**

Total = 88.77 V/m  
 E Category: M3  
 Location: 0, 30.5, 9.7 mm



0 dB = 88.77 V/m = 38.97 dBV/m