



## 11. SETUP PHOTOS




**RADIATED EMISSIONS MEASUREMENT CONFIGURATION  
AND FREQUENCY TOLERANCE OVER EXTREME CONDITIONS**



X-AXIS ORIENTATION



Y-AXIS ORIENTATION



Z-AXIS ORIENTATION



FREQUENCY TOLERANCE OVER EXTREME  
CONDITIONS

**END OF REPORT**