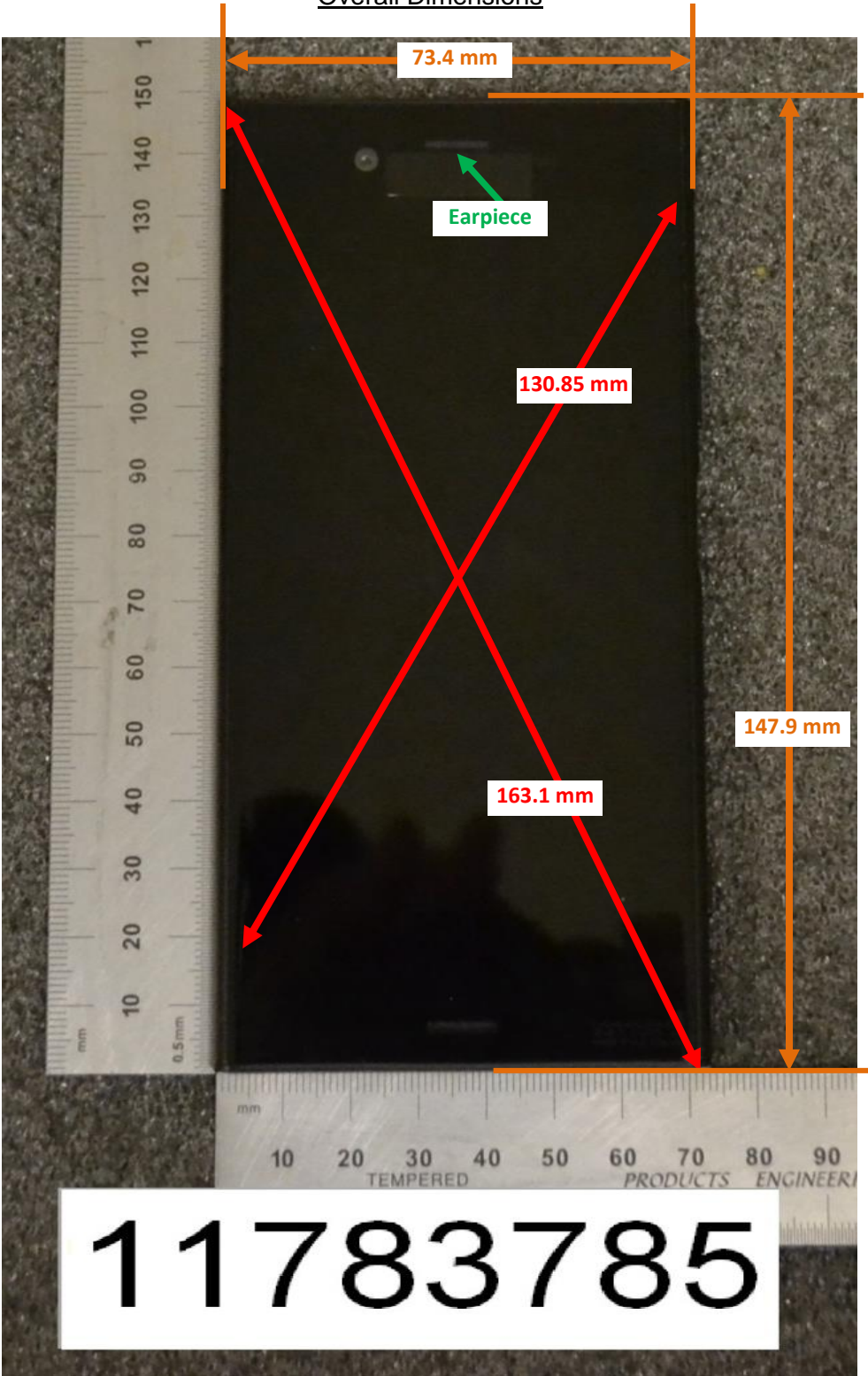


DUT and SAR Set-up Photos

Overall Dimensions



Front View of the DUT



Rear View of the DUT



Setup Photos

Handset Vertical and Horizontal Reference Lines


Vertical
Center Line




Horizontal
Line

Head Exposure Conditions


Left Touch




Left Tilt (15°)



Right Touch




Right Tilt (15°)



Body-worn Accessory Exposure Conditions


Rear @15mm

11783785




Front @15mm

11783785




Hotspot Exposure Conditions

Rear @10mm




Front @10mm



Edge 1 @10mm

11783785




Edge 2 @10mm


11783785



Edge 3 @10mm




Edge 4 @10mm



Extremity Exposure Conditions


Rear @0mm

11783785




Front @0mm

11783785



Edge 1 @0mm




Edge 2 @0mm



Edge 4 @0mm

11783785



Antenna Dimensions & Separation Distances

