LTE Band 7 / 15MHz / QPSK

Lowest Band Edge / 1 RB

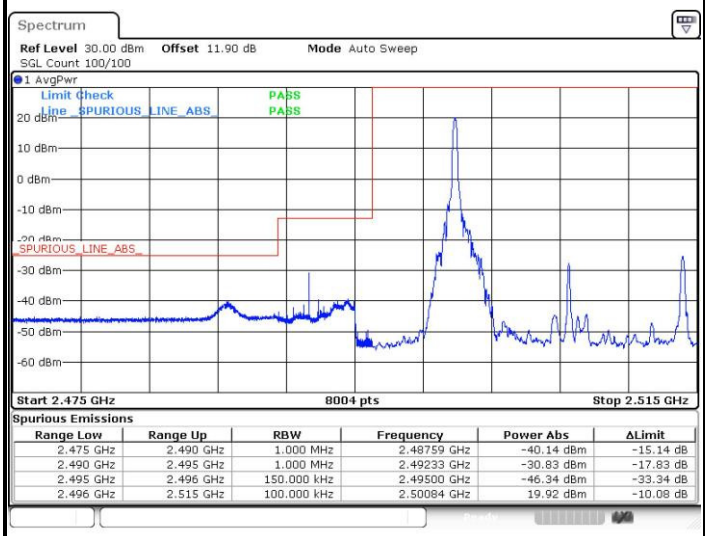

Spurious Emissions

Range Low	Range Up	RBW	Frequency	Power Abs	ΔLimit
2.475 GHz	2.490 GHz	1.000 MHz	2.48759 GHz	-40.14 dBm	-15.14 dB
2.490 GHz	2.495 GHz	1.000 MHz	2.49233 GHz	-30.83 dBm	-17.83 dB
2.495 GHz	2.496 GHz	150.000 kHz	2.49500 GHz	-46.34 dBm	-33.34 dB
2.496 GHz	2.515 GHz	100.000 kHz	2.50084 GHz	19.92 dBm	-10.08 dB

Date: 2.DEC.2016 00:17:30

Highest Band Edge / 1 RB

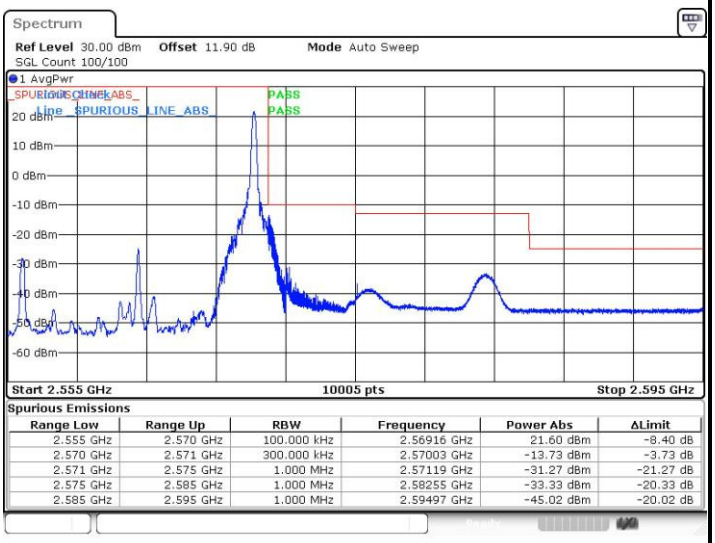

Spurious Emissions

Range Low	Range Up	RBW	Frequency	Power Abs	ΔLimit
2.555 GHz	2.570 GHz	100.000 kHz	2.56916 GHz	21.60 dBm	-8.40 dB
2.570 GHz	2.571 GHz	300.000 kHz	2.57003 GHz	-13.73 dBm	-3.73 dB
2.571 GHz	2.575 GHz	1.000 MHz	2.57119 GHz	-31.27 dBm	-21.27 dB
2.575 GHz	2.585 GHz	1.000 MHz	2.58255 GHz	-33.33 dBm	-20.33 dB
2.585 GHz	2.595 GHz	1.000 MHz	2.59497 GHz	-45.02 dBm	-20.02 dB

Date: 2.DEC.2016 00:27:35

Lowest Band Edge / Full RB

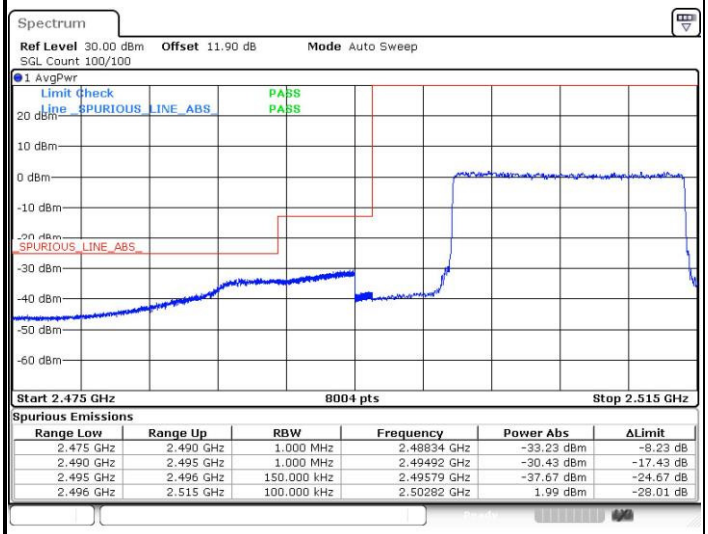

Spurious Emissions

Range Low	Range Up	RBW	Frequency	Power Abs	ΔLimit
2.475 GHz	2.490 GHz	1.000 MHz	2.48834 GHz	-33.23 dBm	-8.23 dB
2.490 GHz	2.495 GHz	1.000 MHz	2.49492 GHz	-30.43 dBm	-17.43 dB
2.495 GHz	2.496 GHz	150.000 kHz	2.49579 GHz	-37.67 dBm	-24.67 dB
2.496 GHz	2.515 GHz	100.000 kHz	2.50282 GHz	1.99 dBm	-28.01 dB

Date: 2.DEC.2016 09:19:47

Highest Band Edge / Full RB

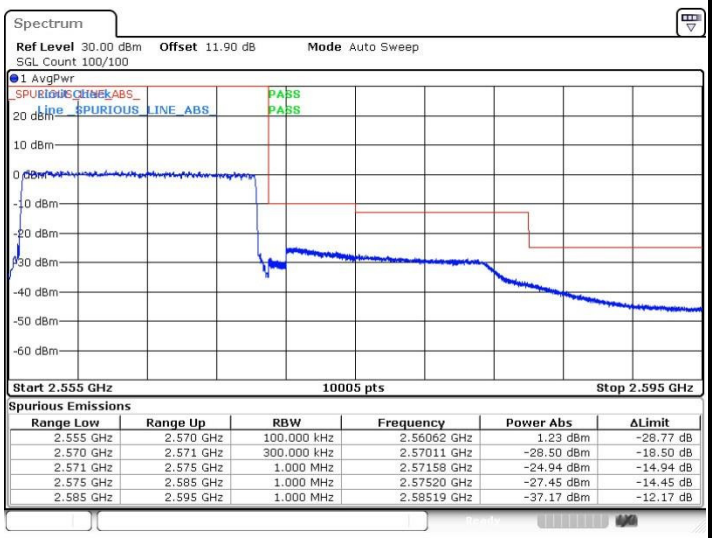

Spurious Emissions

Range Low	Range Up	RBW	Frequency	Power Abs	ΔLimit
2.555 GHz	2.570 GHz	100.000 kHz	2.56062 GHz	1.23 dBm	-28.77 dB
2.570 GHz	2.571 GHz	300.000 kHz	2.57011 GHz	-28.50 dBm	-18.50 dB
2.571 GHz	2.575 GHz	1.000 MHz	2.57158 GHz	-24.94 dBm	-14.94 dB
2.575 GHz	2.585 GHz	1.000 MHz	2.57520 GHz	-27.45 dBm	-14.45 dB
2.585 GHz	2.595 GHz	1.000 MHz	2.58519 GHz	-37.17 dBm	-12.17 dB

Date: 29.DEC.2016 16:48:03

LTE Band 7 / 15MHz / 16QAM

Lowest Band Edge / 1 RB

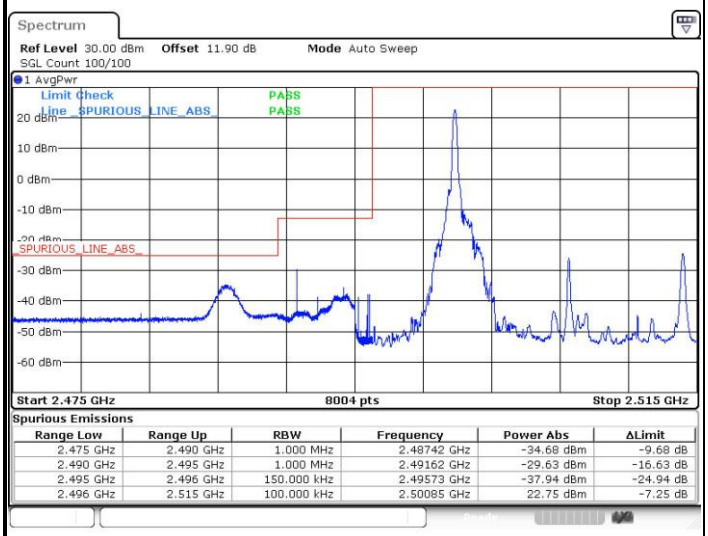

Spurious Emissions

Range Low	Range Up	RBW	Frequency	Power Abs	ΔLimit
2.475 GHz	2.490 GHz	1.000 MHz	2.48742 GHz	-34.68 dBm	-9.68 dB
2.490 GHz	2.495 GHz	1.000 MHz	2.49162 GHz	-29.63 dBm	-16.63 dB
2.495 GHz	2.496 GHz	150.000 kHz	2.49573 GHz	-37.94 dBm	-24.94 dB
2.496 GHz	2.515 GHz	100.000 kHz	2.50085 GHz	22.75 dBm	-7.25 dB

Date: 2.DEC.2016 00:18:39

Highest Band Edge / 1 RB

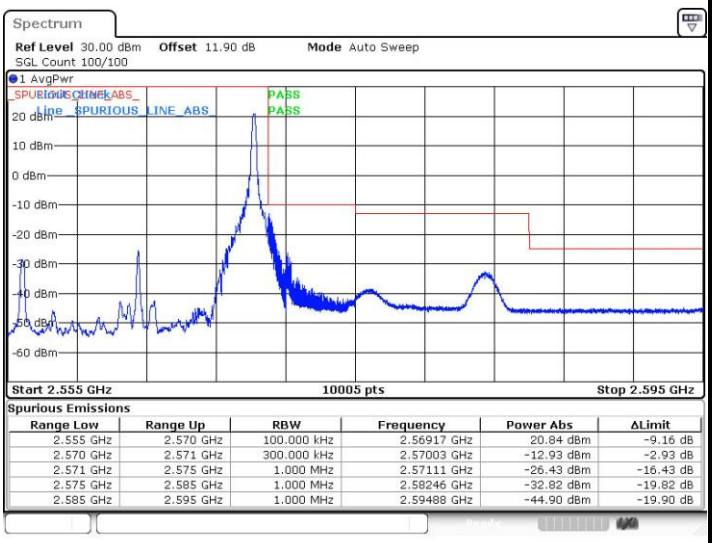

Spurious Emissions

Range Low	Range Up	RBW	Frequency	Power Abs	ΔLimit
2.555 GHz	2.570 GHz	100.000 kHz	2.56917 GHz	20.84 dBm	-9.16 dB
2.570 GHz	2.571 GHz	300.000 kHz	2.57003 GHz	-12.93 dBm	-2.93 dB
2.571 GHz	2.575 GHz	1.000 MHz	2.57111 GHz	-26.43 dBm	-16.43 dB
2.575 GHz	2.585 GHz	1.000 MHz	2.58246 GHz	-32.82 dBm	-19.82 dB
2.585 GHz	2.595 GHz	1.000 MHz	2.59488 GHz	-44.90 dBm	-19.90 dB

Date: 2.DEC.2016 00:28:45

Lowest Band Edge / Full RB

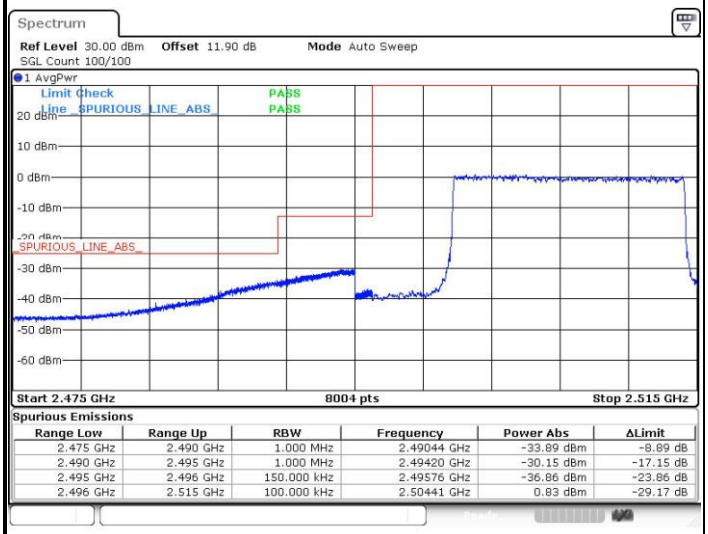

Spurious Emissions

Range Low	Range Up	RBW	Frequency	Power Abs	ΔLimit
2.475 GHz	2.490 GHz	1.000 MHz	2.49044 GHz	-33.89 dBm	-8.89 dB
2.490 GHz	2.495 GHz	1.000 MHz	2.49420 GHz	-30.15 dBm	-17.15 dB
2.495 GHz	2.496 GHz	150.000 kHz	2.49576 GHz	-36.86 dBm	-23.86 dB
2.496 GHz	2.515 GHz	100.000 kHz	2.50441 GHz	0.83 dBm	-29.17 dB

Date: 2.DEC.2016 09:20:18

Highest Band Edge / Full RB

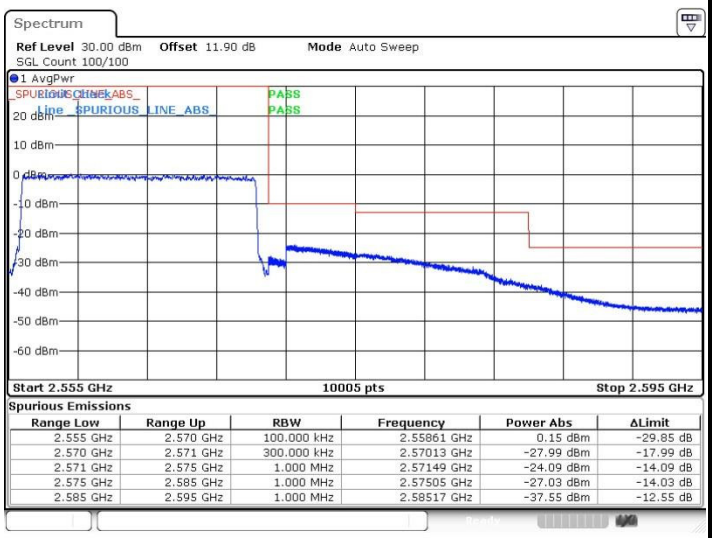

Spurious Emissions

Range Low	Range Up	RBW	Frequency	Power Abs	ΔLimit
2.555 GHz	2.570 GHz	100.000 kHz	2.55861 GHz	0.15 dBm	-29.85 dB
2.570 GHz	2.571 GHz	300.000 kHz	2.57013 GHz	-27.99 dBm	-17.99 dB
2.571 GHz	2.575 GHz	1.000 MHz	2.57149 GHz	-24.09 dBm	-14.09 dB
2.575 GHz	2.585 GHz	1.000 MHz	2.57505 GHz	-27.03 dBm	-14.03 dB
2.585 GHz	2.595 GHz	1.000 MHz	2.58517 GHz	-37.55 dBm	-12.55 dB

Date: 29.DEC.2016 17:33:48

LTE Band 7 / 20MHz / QPSK

Lowest Band Edge / 1 RB

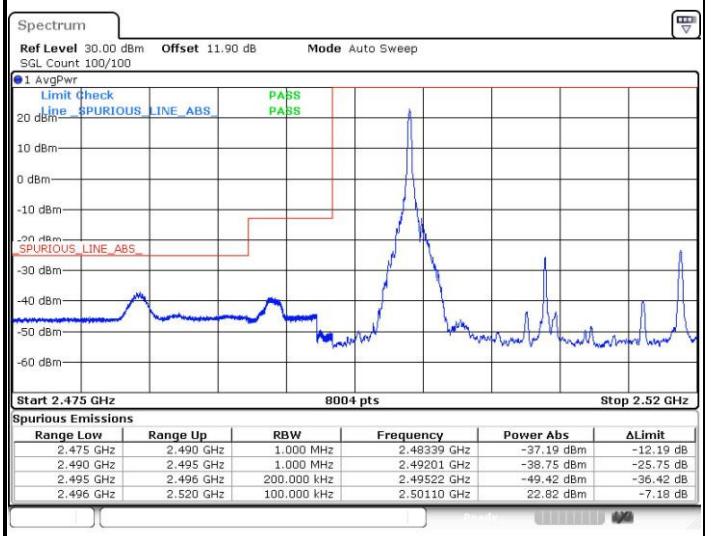

Spurious Emissions

Range Low	Range Up	RBW	Frequency	Power Abs	ΔLimit
2.475 GHz	2.490 GHz	1.000 MHz	2.48339 GHz	-37.19 dBm	-12.19 dB
2.490 GHz	2.495 GHz	1.000 MHz	2.49201 GHz	-38.75 dBm	-25.75 dB
2.495 GHz	2.496 GHz	200.000 kHz	2.49522 GHz	-49.42 dBm	-36.42 dB
2.496 GHz	2.520 GHz	100.000 kHz	2.50110 GHz	22.82 dBm	-7.18 dB

Date: 2.DEC.2016 00:41:06

Highest Band Edge / 1 RB

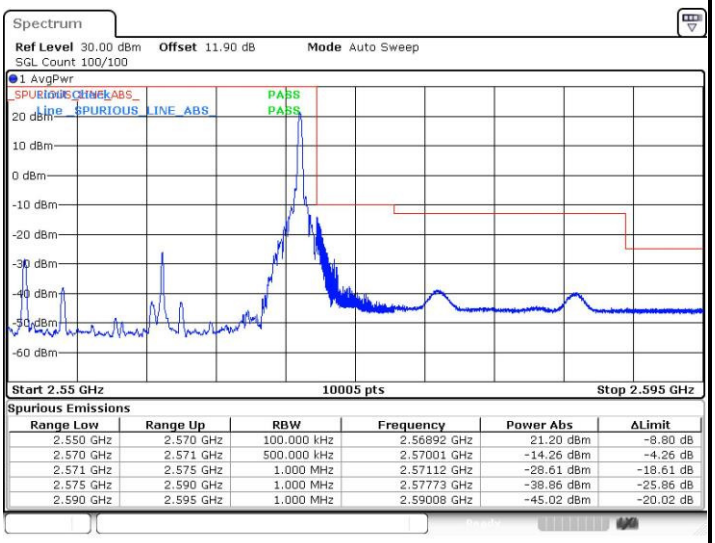

Spurious Emissions

Range Low	Range Up	RBW	Frequency	Power Abs	ΔLimit
2.550 GHz	2.570 GHz	100.000 kHz	2.56892 GHz	21.20 dBm	-8.80 dB
2.570 GHz	2.571 GHz	500.000 kHz	2.57001 GHz	-14.26 dBm	-4.26 dB
2.571 GHz	2.575 GHz	1.000 MHz	2.57112 GHz	-28.61 dBm	-18.61 dB
2.575 GHz	2.590 GHz	1.000 MHz	2.57773 GHz	-38.86 dBm	-25.86 dB
2.590 GHz	2.595 GHz	1.000 MHz	2.59008 GHz	-45.02 dBm	-20.02 dB

Date: 2.DEC.2016 00:51:10

Lowest Band Edge / Full RB

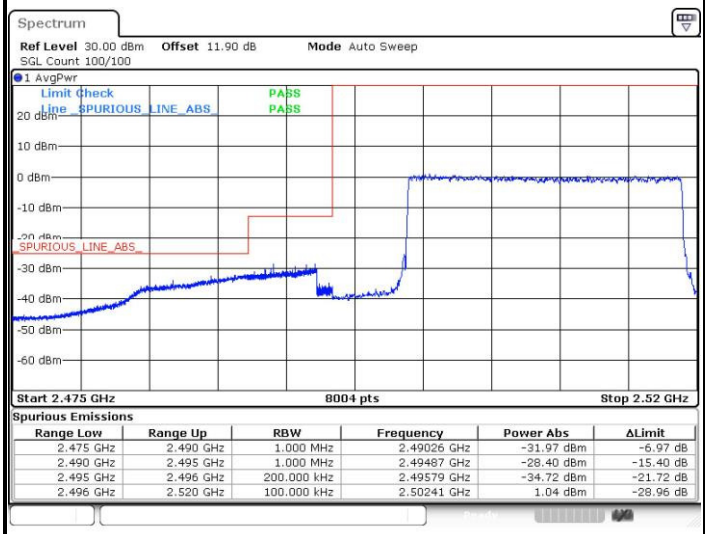

Spurious Emissions

Range Low	Range Up	RBW	Frequency	Power Abs	ΔLimit
2.475 GHz	2.490 GHz	1.000 MHz	2.49026 GHz	-31.97 dBm	-6.97 dB
2.490 GHz	2.495 GHz	1.000 MHz	2.49487 GHz	-28.40 dBm	-15.40 dB
2.495 GHz	2.496 GHz	200.000 kHz	2.49579 GHz	-34.72 dBm	-21.72 dB
2.496 GHz	2.520 GHz	100.000 kHz	2.50241 GHz	1.04 dBm	-28.96 dB

Date: 2.DEC.2016 09:21:22

Highest Band Edge / Full RB

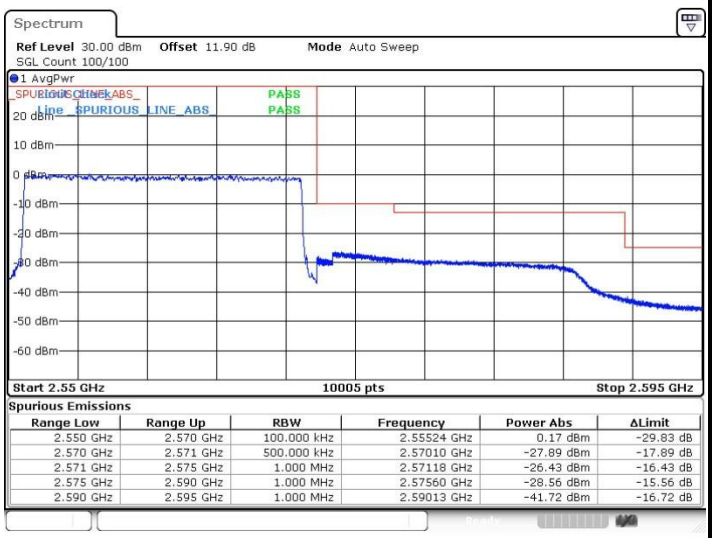

Spurious Emissions

Range Low	Range Up	RBW	Frequency	Power Abs	ΔLimit
2.550 GHz	2.570 GHz	100.000 kHz	2.55524 GHz	0.17 dBm	-29.83 dB
2.570 GHz	2.571 GHz	500.000 kHz	2.57010 GHz	-27.89 dBm	-17.89 dB
2.571 GHz	2.575 GHz	1.000 MHz	2.57118 GHz	-26.43 dBm	-16.43 dB
2.575 GHz	2.590 GHz	1.000 MHz	2.57560 GHz	-28.56 dBm	-15.56 dB
2.590 GHz	2.595 GHz	1.000 MHz	2.59013 GHz	-41.72 dBm	-16.72 dB

Date: 29.DEC.2016 16:49:26

LTE Band 7 / 20MHz / 16QAM

Lowest Band Edge /1 RB

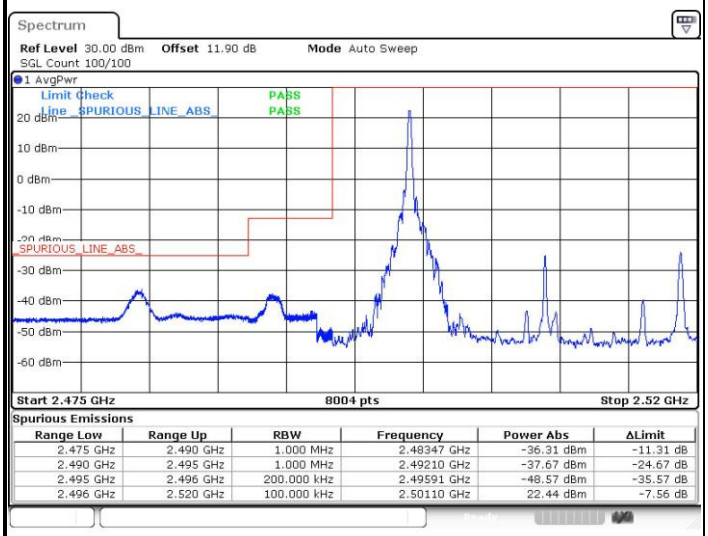

Spurious Emissions

Range Low	Range Up	RBW	Frequency	Power Abs	ΔLimit
2.475 GHz	2.490 GHz	1.000 MHz	2.48347 GHz	-36.31 dBm	-11.31 dB
2.490 GHz	2.495 GHz	1.000 MHz	2.49210 GHz	-37.67 dBm	-24.67 dB
2.495 GHz	2.496 GHz	200.000 kHz	2.49591 GHz	-48.57 dBm	-35.57 dB
2.496 GHz	2.520 GHz	100.000 kHz	2.50110 GHz	22.44 dBm	-7.56 dB

Date: 2.DEC.2016 00:42:16

Highest Band Edge / 1RB

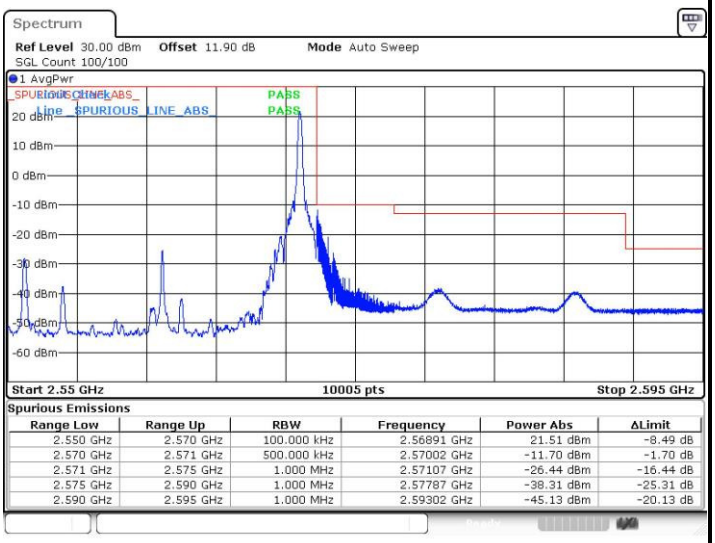

Spurious Emissions

Range Low	Range Up	RBW	Frequency	Power Abs	ΔLimit
2.550 GHz	2.570 GHz	100.000 kHz	2.56891 GHz	21.51 dBm	-8.49 dB
2.570 GHz	2.571 GHz	500.000 kHz	2.57002 GHz	-11.70 dBm	-1.70 dB
2.571 GHz	2.575 GHz	1.000 MHz	2.57107 GHz	-26.44 dBm	-16.44 dB
2.575 GHz	2.590 GHz	1.000 MHz	2.57787 GHz	-38.31 dBm	-25.31 dB
2.590 GHz	2.595 GHz	1.000 MHz	2.59302 GHz	-45.13 dBm	-20.13 dB

Date: 2.DEC.2016 00:52:20

Lowest Band Edge / Full RB

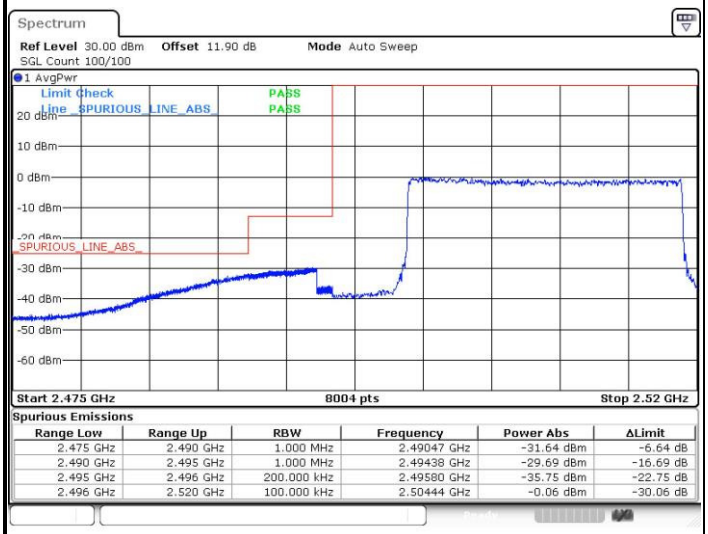

Spurious Emissions

Range Low	Range Up	RBW	Frequency	Power Abs	ΔLimit
2.475 GHz	2.490 GHz	1.000 MHz	2.49047 GHz	-31.64 dBm	-6.64 dB
2.490 GHz	2.495 GHz	1.000 MHz	2.49438 GHz	-29.69 dBm	-16.69 dB
2.495 GHz	2.496 GHz	200.000 kHz	2.49580 GHz	-35.75 dBm	-22.75 dB
2.496 GHz	2.520 GHz	100.000 kHz	2.50444 GHz	-0.06 dBm	-30.06 dB

Date: 2.DEC.2016 09:21:02

Highest Band Edge / Full RB

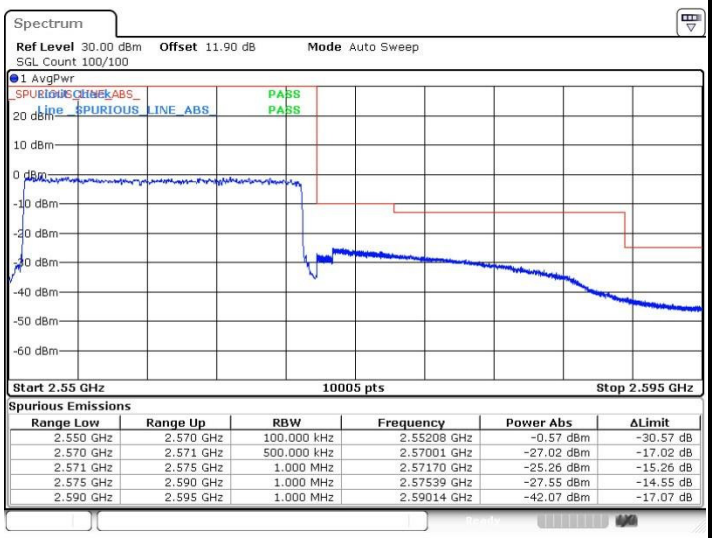

Spurious Emissions

Range Low	Range Up	RBW	Frequency	Power Abs	ΔLimit
2.550 GHz	2.570 GHz	100.000 kHz	2.55208 GHz	-0.57 dBm	-30.57 dB
2.570 GHz	2.571 GHz	500.000 kHz	2.57001 GHz	-27.02 dBm	-17.02 dB
2.571 GHz	2.575 GHz	1.000 MHz	2.57170 GHz	-25.26 dBm	-15.26 dB
2.575 GHz	2.590 GHz	1.000 MHz	2.57539 GHz	-27.55 dBm	-14.55 dB
2.590 GHz	2.595 GHz	1.000 MHz	2.59014 GHz	-42.07 dBm	-17.07 dB

Date: 29.DEC.2016 17:34:22

Conducted Spurious Emission

LTE Band 7 / 5MHz

Lowest Channel / QPSK

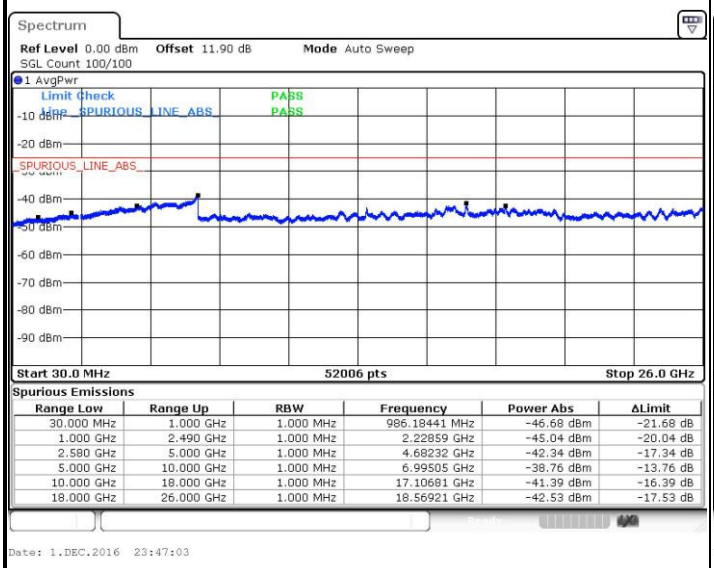

Spurious Emissions

Range Low	Range Up	RBW	Frequency	Power Abs	ΔLimit
30.000 MHz	1.000 GHz	1.000 MHz	986.18441 MHz	-46.68 dBm	-21.68 dB
1.000 GHz	2.490 GHz	1.000 MHz	2.22859 GHz	-45.04 dBm	-20.04 dB
2.580 GHz	5.000 GHz	1.000 MHz	4.68232 GHz	-42.34 dBm	-17.34 dB
5.000 GHz	10.000 GHz	1.000 MHz	6.99505 GHz	-38.76 dBm	-13.76 dB
10.000 GHz	18.000 GHz	1.000 MHz	17.10681 GHz	-41.39 dBm	-16.39 dB
18.000 GHz	26.000 GHz	1.000 MHz	18.56921 GHz	-42.53 dBm	-17.53 dB

Date: 1.DEC.2016 23:47:03

Lowest Channel / 16QAM

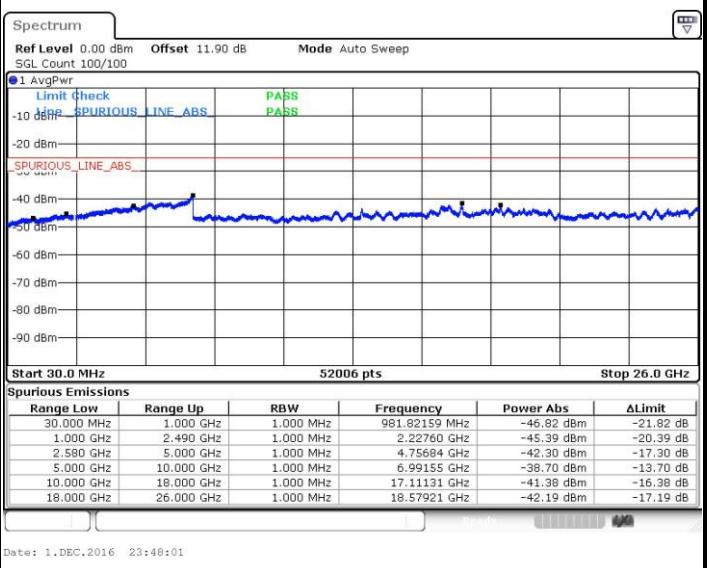

Spurious Emissions

Range Low	Range Up	RBW	Frequency	Power Abs	ΔLimit
30.000 MHz	1.000 GHz	1.000 MHz	981.82159 MHz	-46.82 dBm	-21.82 dB
1.000 GHz	2.490 GHz	1.000 MHz	2.22760 GHz	-45.39 dBm	-20.39 dB
2.580 GHz	5.000 GHz	1.000 MHz	4.75684 GHz	-42.30 dBm	-17.30 dB
5.000 GHz	10.000 GHz	1.000 MHz	6.99155 GHz	-38.70 dBm	-13.70 dB
10.000 GHz	18.000 GHz	1.000 MHz	17.11131 GHz	-41.38 dBm	-16.38 dB
18.000 GHz	26.000 GHz	1.000 MHz	18.57921 GHz	-42.19 dBm	-17.19 dB

Date: 1.DEC.2016 23:48:01

Middle Channel / QPSK

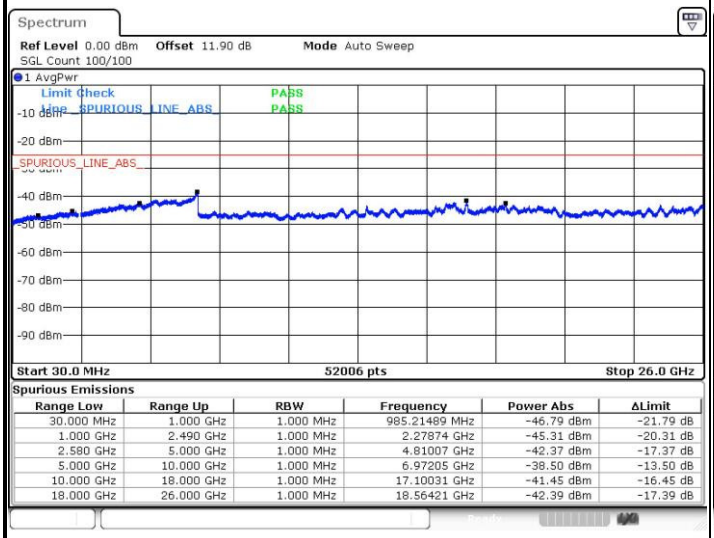

Spurious Emissions

Range Low	Range Up	RBW	Frequency	Power Abs	ΔLimit
30.000 MHz	1.000 GHz	1.000 MHz	985.21489 MHz	-46.79 dBm	-21.79 dB
1.000 GHz	2.490 GHz	1.000 MHz	2.27874 GHz	-45.31 dBm	-20.31 dB
2.580 GHz	5.000 GHz	1.000 MHz	4.81007 GHz	-42.37 dBm	-17.37 dB
5.000 GHz	10.000 GHz	1.000 MHz	6.97205 GHz	-38.50 dBm	-13.50 dB
10.000 GHz	18.000 GHz	1.000 MHz	17.10031 GHz	-41.45 dBm	-16.45 dB
18.000 GHz	26.000 GHz	1.000 MHz	18.56421 GHz	-42.39 dBm	-17.39 dB

Date: 1.DEC.2016 23:49:46

Middle Channel / 16QAM

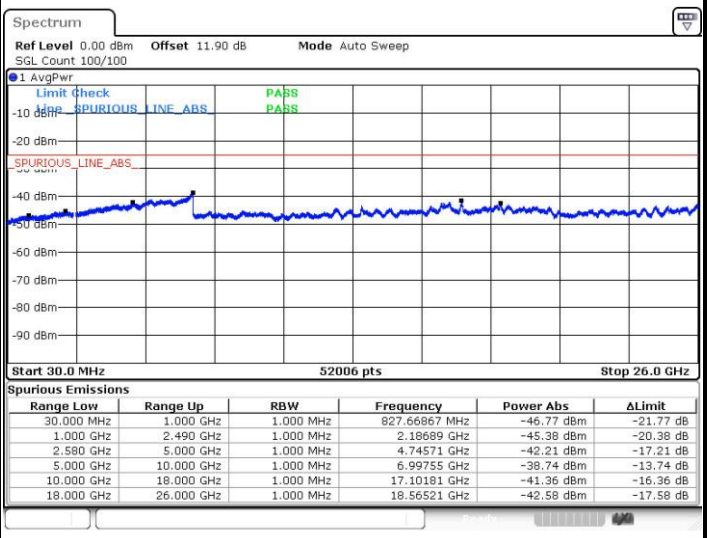

Spurious Emissions

Range Low	Range Up	RBW	Frequency	Power Abs	ΔLimit
30.000 MHz	1.000 GHz	1.000 MHz	827.66867 MHz	-46.77 dBm	-21.77 dB
1.000 GHz	2.490 GHz	1.000 MHz	2.18689 GHz	-45.38 dBm	-20.38 dB
2.580 GHz	5.000 GHz	1.000 MHz	4.74571 GHz	-42.21 dBm	-17.21 dB
5.000 GHz	10.000 GHz	1.000 MHz	6.99755 GHz	-38.74 dBm	-13.74 dB
10.000 GHz	18.000 GHz	1.000 MHz	17.10181 GHz	-41.36 dBm	-16.36 dB
18.000 GHz	26.000 GHz	1.000 MHz	18.56521 GHz	-42.58 dBm	-17.58 dB

Date: 1.DEC.2016 23:50:44

LTE Band 7 / 5MHz

Highest Channel / QPSK

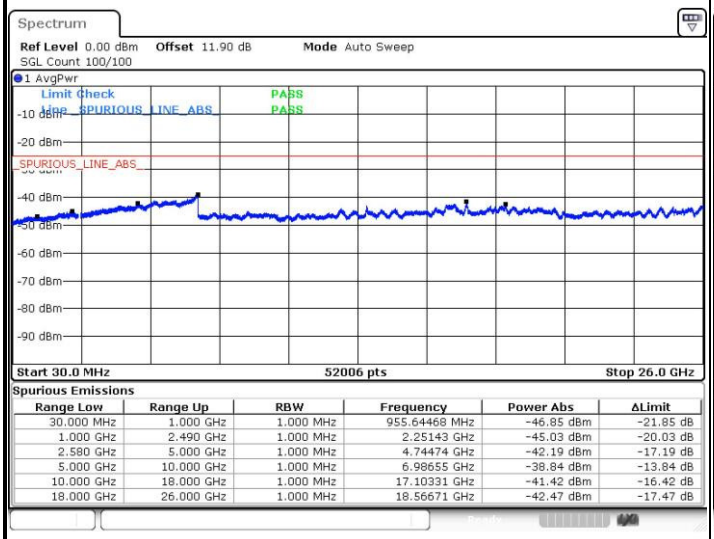

Spurious Emissions

Range Low	Range Up	RBW	Frequency	Power Abs	ΔLimit
30.000 MHz	1.000 GHz	1.000 MHz	955.64468 MHz	-46.85 dBm	-21.85 dB
1.000 GHz	2.490 GHz	1.000 MHz	2.25143 GHz	-45.03 dBm	-20.03 dB
2.580 GHz	5.000 GHz	1.000 MHz	4.74474 GHz	-42.19 dBm	-17.19 dB
5.000 GHz	10.000 GHz	1.000 MHz	6.98655 GHz	-38.84 dBm	-13.84 dB
10.000 GHz	18.000 GHz	1.000 MHz	17.10331 GHz	-41.42 dBm	-16.42 dB
18.000 GHz	26.000 GHz	1.000 MHz	18.56671 GHz	-42.47 dBm	-17.47 dB

Date: 1.DEC.2016 23:57:07

Highest Channel / 16QAM

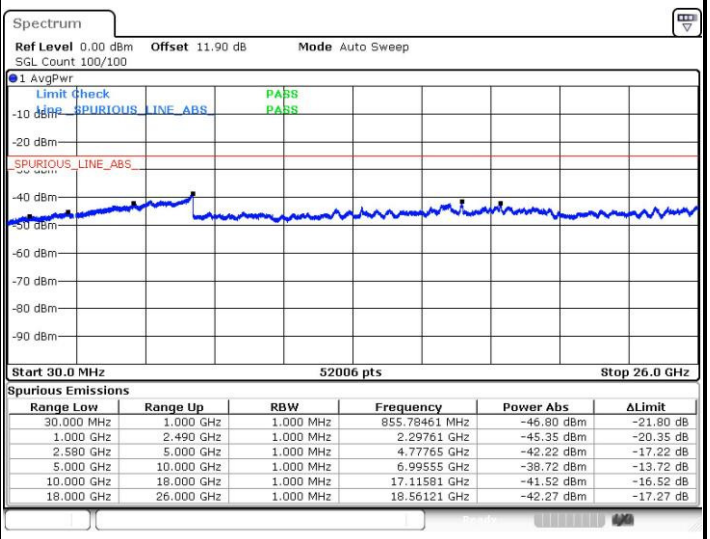

Spurious Emissions

Range Low	Range Up	RBW	Frequency	Power Abs	ΔLimit
30.000 MHz	1.000 GHz	1.000 MHz	855.78461 MHz	-46.80 dBm	-21.80 dB
1.000 GHz	2.490 GHz	1.000 MHz	2.29761 GHz	-45.35 dBm	-20.35 dB
2.580 GHz	5.000 GHz	1.000 MHz	4.77765 GHz	-42.22 dBm	-17.22 dB
5.000 GHz	10.000 GHz	1.000 MHz	6.99555 GHz	-38.72 dBm	-13.72 dB
10.000 GHz	18.000 GHz	1.000 MHz	17.11581 GHz	-41.52 dBm	-16.52 dB
18.000 GHz	26.000 GHz	1.000 MHz	18.56121 GHz	-42.27 dBm	-17.27 dB

Date: 1.DEC.2016 23:58:05

LTE Band 7 / 10MHz

Lowest Channel / QPSK

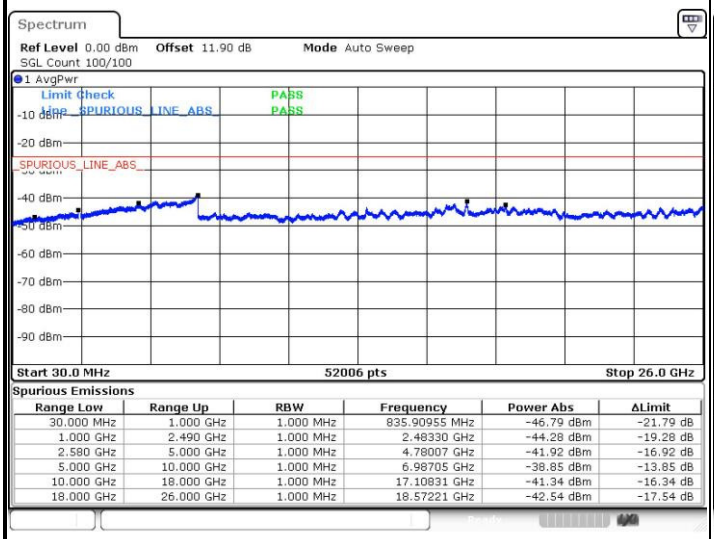

Spurious Emissions

Range Low	Range Up	RBW	Frequency	Power Abs	ΔLimit
30.000 MHz	1.000 GHz	1.000 MHz	835.90955 MHz	-46.79 dBm	-21.79 dB
1.000 GHz	2.490 GHz	1.000 MHz	2.48330 GHz	-44.28 dBm	-19.28 dB
2.580 GHz	5.000 GHz	1.000 MHz	4.78007 GHz	-41.92 dBm	-16.92 dB
5.000 GHz	10.000 GHz	1.000 MHz	6.98705 GHz	-38.85 dBm	-13.85 dB
10.000 GHz	18.000 GHz	1.000 MHz	17.10831 GHz	-41.34 dBm	-16.34 dB
18.000 GHz	26.000 GHz	1.000 MHz	18.57221 GHz	-42.54 dBm	-17.54 dB

Date: 2.DEC.2016 00:04:29

Lowest Channel / 16QAM

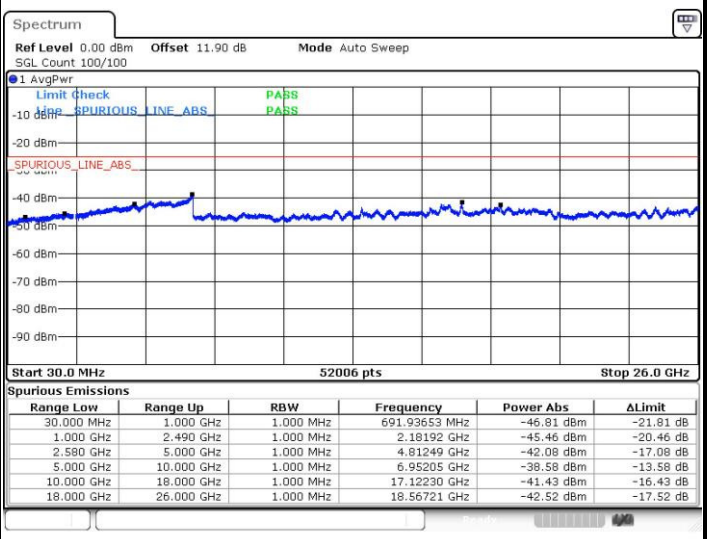

Spurious Emissions

Range Low	Range Up	RBW	Frequency	Power Abs	ΔLimit
30.000 MHz	1.000 GHz	1.000 MHz	691.93653 MHz	-46.81 dBm	-21.81 dB
1.000 GHz	2.490 GHz	1.000 MHz	2.18192 GHz	-45.46 dBm	-20.46 dB
2.580 GHz	5.000 GHz	1.000 MHz	4.81249 GHz	-42.08 dBm	-17.08 dB
5.000 GHz	10.000 GHz	1.000 MHz	6.95205 GHz	-38.58 dBm	-13.58 dB
10.000 GHz	18.000 GHz	1.000 MHz	17.12230 GHz	-41.43 dBm	-16.43 dB
18.000 GHz	26.000 GHz	1.000 MHz	18.56721 GHz	-42.52 dBm	-17.52 dB

Date: 2.DEC.2016 00:05:27

LTE Band 7 / 10MHz

Middle Channel / QPSK

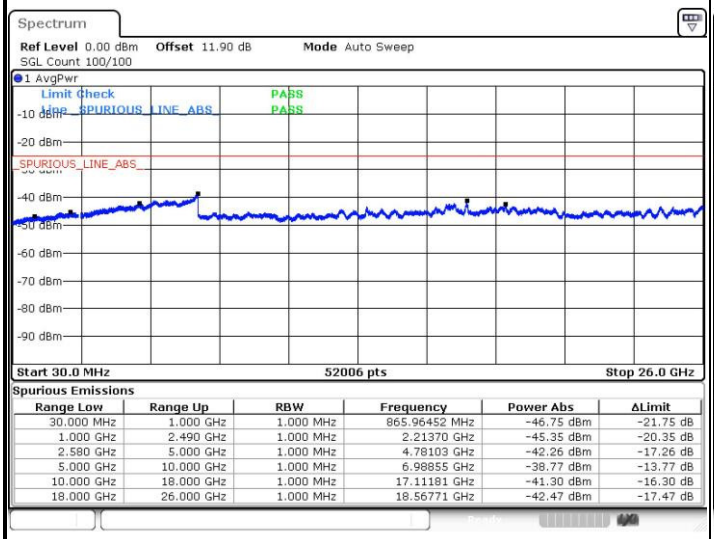

Spurious Emissions

Range Low	Range Up	RBW	Frequency	Power Abs	ΔLimit
30.000 MHz	1.000 GHz	1.000 MHz	865.96452 MHz	-46.75 dBm	-21.75 dB
1.000 GHz	2.490 GHz	1.000 MHz	2.21370 GHz	-45.35 dBm	-20.35 dB
2.580 GHz	5.000 GHz	1.000 MHz	4.78103 GHz	-42.26 dBm	-17.26 dB
5.000 GHz	10.000 GHz	1.000 MHz	6.98855 GHz	-38.77 dBm	-13.77 dB
10.000 GHz	18.000 GHz	1.000 MHz	17.11181 GHz	-41.30 dBm	-16.30 dB
18.000 GHz	26.000 GHz	1.000 MHz	18.56771 GHz	-42.47 dBm	-17.47 dB

Date: 2.DEC.2016 00:07:12

Middle Channel / 16QAM

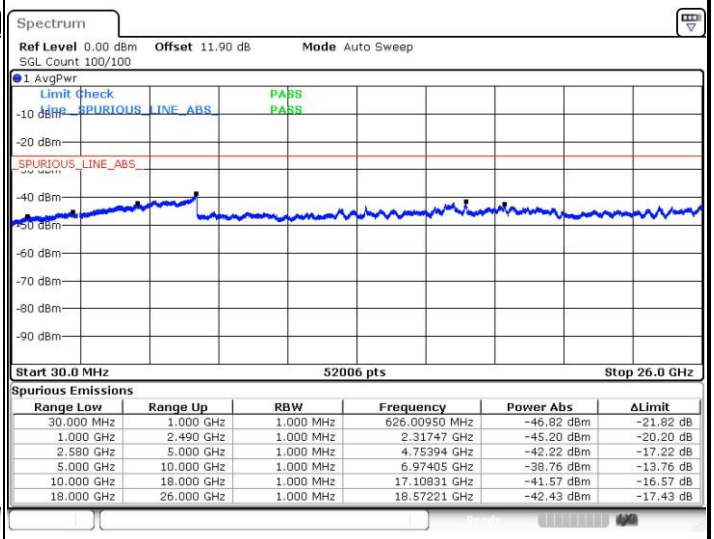

Spurious Emissions

Range Low	Range Up	RBW	Frequency	Power Abs	ΔLimit
30.000 MHz	1.000 GHz	1.000 MHz	626.00950 MHz	-46.82 dBm	-21.82 dB
1.000 GHz	2.490 GHz	1.000 MHz	2.31747 GHz	-45.20 dBm	-20.20 dB
2.580 GHz	5.000 GHz	1.000 MHz	4.75394 GHz	-42.22 dBm	-17.22 dB
5.000 GHz	10.000 GHz	1.000 MHz	6.97405 GHz	-38.76 dBm	-13.76 dB
10.000 GHz	18.000 GHz	1.000 MHz	17.10831 GHz	-41.57 dBm	-16.57 dB
18.000 GHz	26.000 GHz	1.000 MHz	18.57221 GHz	-42.43 dBm	-17.43 dB

Date: 2.DEC.2016 00:08:09

Highest Channel / QPSK

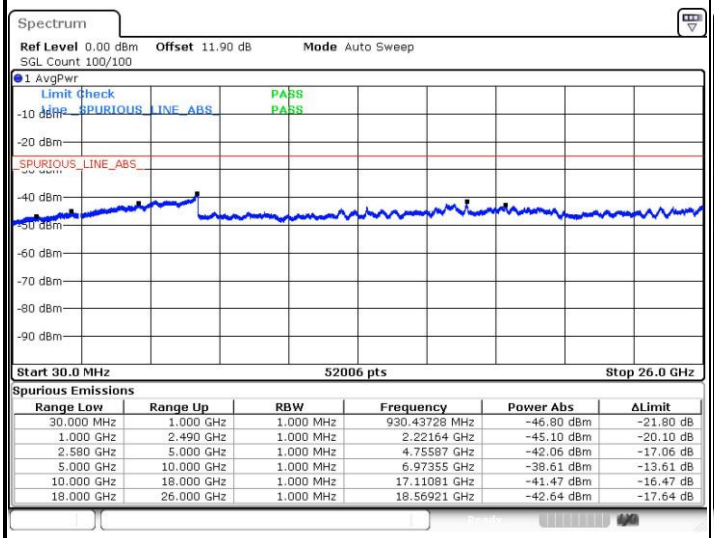

Spurious Emissions

Range Low	Range Up	RBW	Frequency	Power Abs	ΔLimit
30.000 MHz	1.000 GHz	1.000 MHz	930.43728 MHz	-46.80 dBm	-21.80 dB
1.000 GHz	2.490 GHz	1.000 MHz	2.22164 GHz	-45.10 dBm	-20.10 dB
2.580 GHz	5.000 GHz	1.000 MHz	4.75587 GHz	-42.06 dBm	-17.06 dB
5.000 GHz	10.000 GHz	1.000 MHz	6.97355 GHz	-38.61 dBm	-13.61 dB
10.000 GHz	18.000 GHz	1.000 MHz	17.11081 GHz	-41.47 dBm	-16.47 dB
18.000 GHz	26.000 GHz	1.000 MHz	18.56921 GHz	-42.64 dBm	-17.64 dB

Date: 2.DEC.2016 00:14:34

Highest Channel / 16QAM

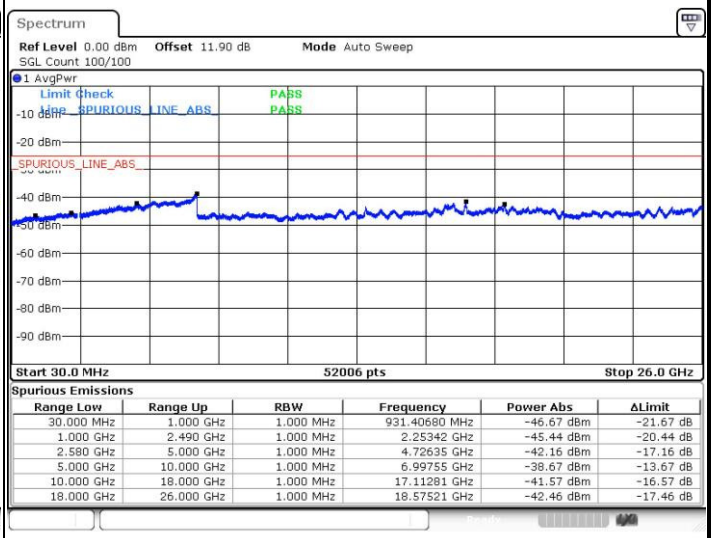

Spurious Emissions

Range Low	Range Up	RBW	Frequency	Power Abs	ΔLimit
30.000 MHz	1.000 GHz	1.000 MHz	931.40680 MHz	-46.67 dBm	-21.67 dB
1.000 GHz	2.490 GHz	1.000 MHz	2.25342 GHz	-45.44 dBm	-20.44 dB
2.580 GHz	5.000 GHz	1.000 MHz	4.72635 GHz	-42.16 dBm	-17.16 dB
5.000 GHz	10.000 GHz	1.000 MHz	6.99755 GHz	-38.67 dBm	-13.67 dB
10.000 GHz	18.000 GHz	1.000 MHz	17.11281 GHz	-41.57 dBm	-16.57 dB
18.000 GHz	26.000 GHz	1.000 MHz	18.57521 GHz	-42.46 dBm	-17.46 dB

Date: 2.DEC.2016 00:15:32

LTE Band 7 / 15MHz

Lowest Channel / QPSK

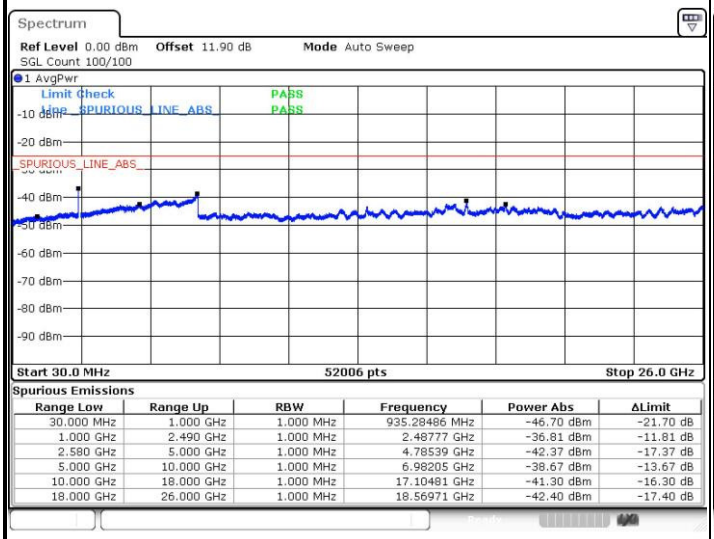

Spurious Emissions

Range Low	Range Up	RBW	Frequency	Power Abs	ΔLimit
30.000 MHz	1.000 GHz	1.000 MHz	935.28486 MHz	-46.70 dBm	-21.70 dB
1.000 GHz	2.490 GHz	1.000 MHz	2.48777 GHz	-36.81 dBm	-11.81 dB
2.580 GHz	5.000 GHz	1.000 MHz	4.78539 GHz	-42.37 dBm	-17.37 dB
5.000 GHz	10.000 GHz	1.000 MHz	6.98205 GHz	-38.67 dBm	-13.67 dB
10.000 GHz	18.000 GHz	1.000 MHz	17.10481 GHz	-41.30 dBm	-16.30 dB
18.000 GHz	26.000 GHz	1.000 MHz	18.56971 GHz	-42.40 dBm	-17.40 dB

Date: 2.DEC.2016 00:21:56

Lowest Channel / 16QAM

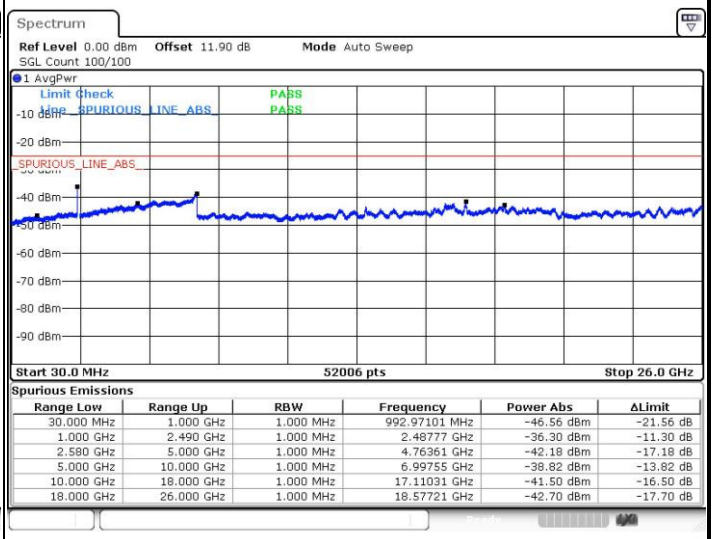

Spurious Emissions

Range Low	Range Up	RBW	Frequency	Power Abs	ΔLimit
30.000 MHz	1.000 GHz	1.000 MHz	992.97101 MHz	-46.56 dBm	-21.56 dB
1.000 GHz	2.490 GHz	1.000 MHz	2.48777 GHz	-36.30 dBm	-11.30 dB
2.580 GHz	5.000 GHz	1.000 MHz	4.76361 GHz	-42.18 dBm	-17.18 dB
5.000 GHz	10.000 GHz	1.000 MHz	6.99755 GHz	-38.82 dBm	-13.82 dB
10.000 GHz	18.000 GHz	1.000 MHz	17.11031 GHz	-41.50 dBm	-16.50 dB
18.000 GHz	26.000 GHz	1.000 MHz	18.57721 GHz	-42.70 dBm	-17.70 dB

Date: 2.DEC.2016 00:22:54

Middle Channel / QPSK

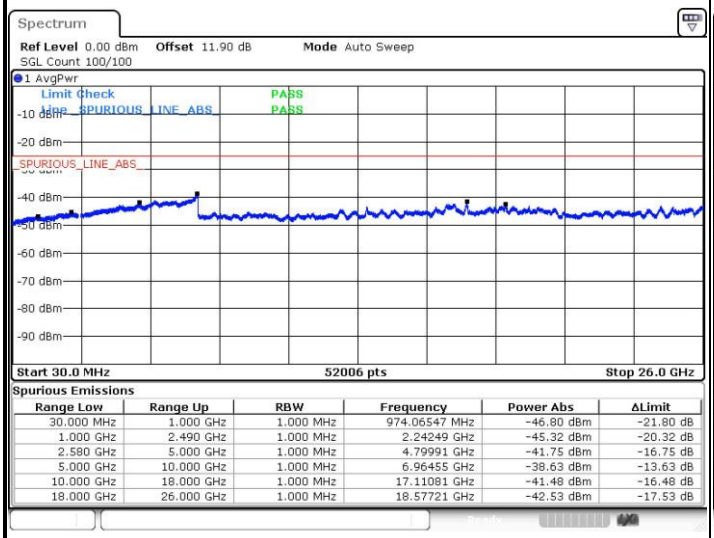

Spurious Emissions

Range Low	Range Up	RBW	Frequency	Power Abs	ΔLimit
30.000 MHz	1.000 GHz	1.000 MHz	974.06547 MHz	-46.80 dBm	-21.80 dB
1.000 GHz	2.490 GHz	1.000 MHz	2.24249 GHz	-45.32 dBm	-20.32 dB
2.580 GHz	5.000 GHz	1.000 MHz	4.79991 GHz	-41.75 dBm	-16.75 dB
5.000 GHz	10.000 GHz	1.000 MHz	6.96455 GHz	-38.63 dBm	-13.63 dB
10.000 GHz	18.000 GHz	1.000 MHz	17.11081 GHz	-41.48 dBm	-16.48 dB
18.000 GHz	26.000 GHz	1.000 MHz	18.57721 GHz	-42.53 dBm	-17.53 dB

Date: 2.DEC.2016 00:24:39

Middle Channel / 16QAM

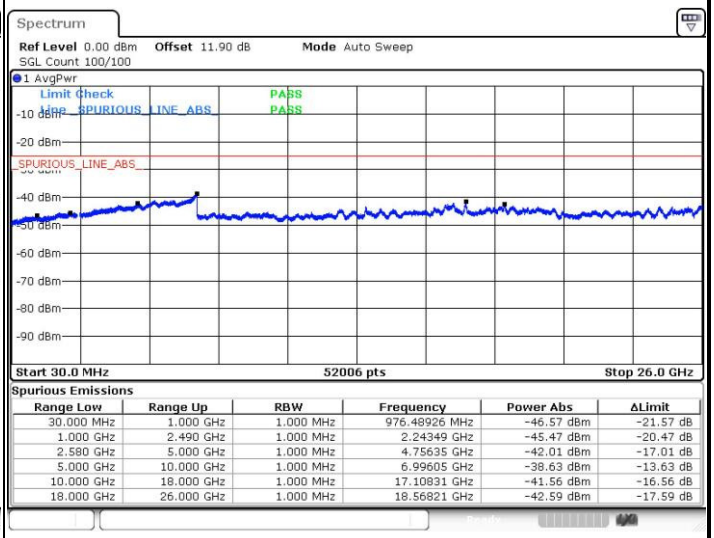

Spurious Emissions

Range Low	Range Up	RBW	Frequency	Power Abs	ΔLimit
30.000 MHz	1.000 GHz	1.000 MHz	976.48926 MHz	-46.57 dBm	-21.57 dB
1.000 GHz	2.490 GHz	1.000 MHz	2.24349 GHz	-45.47 dBm	-20.47 dB
2.580 GHz	5.000 GHz	1.000 MHz	4.75635 GHz	-42.01 dBm	-17.01 dB
5.000 GHz	10.000 GHz	1.000 MHz	6.99605 GHz	-38.63 dBm	-13.63 dB
10.000 GHz	18.000 GHz	1.000 MHz	17.10831 GHz	-41.56 dBm	-16.56 dB
18.000 GHz	26.000 GHz	1.000 MHz	18.56821 GHz	-42.59 dBm	-17.59 dB

Date: 2.DEC.2016 00:25:37

LTE Band7 / 15MHz

Highest Channel / QPSK

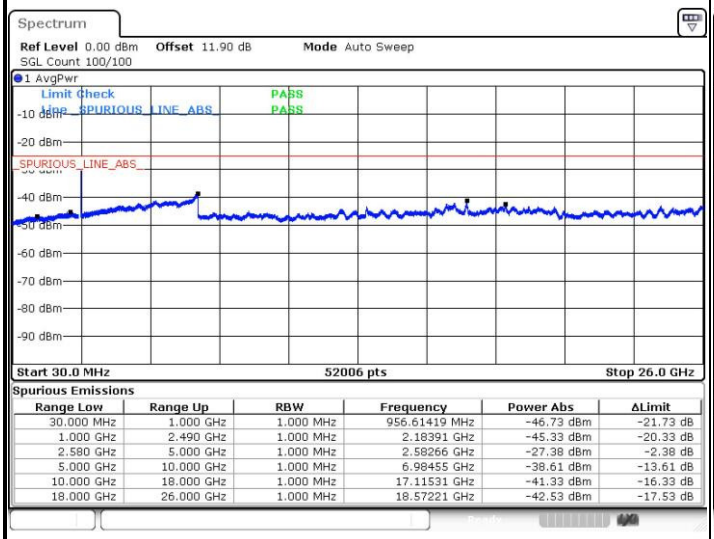

Spurious Emissions

Range Low	Range Up	RBW	Frequency	Power Abs	ΔLimit
30.000 MHz	1.000 GHz	1.000 MHz	956.61419 MHz	-46.73 dBm	-21.73 dB
1.000 GHz	2.490 GHz	1.000 MHz	2.18391 GHz	-45.33 dBm	-20.33 dB
2.580 GHz	5.000 GHz	1.000 MHz	2.58266 GHz	-27.38 dBm	-2.38 dB
5.000 GHz	10.000 GHz	1.000 MHz	6.98455 GHz	-38.61 dBm	-13.61 dB
10.000 GHz	18.000 GHz	1.000 MHz	17.11531 GHz	-41.33 dBm	-16.33 dB
18.000 GHz	26.000 GHz	1.000 MHz	18.57221 GHz	-42.53 dBm	-17.53 dB

Date: 2.DEC.2016 09:12:22

Highest Channel / 16QAM

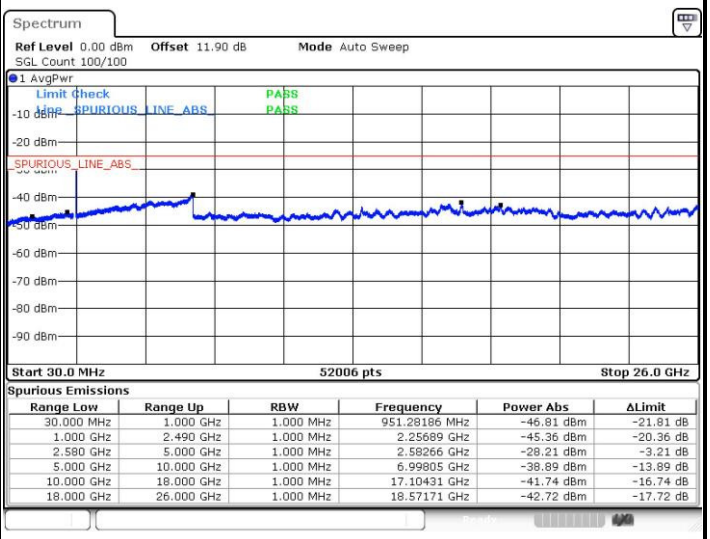

Spurious Emissions

Range Low	Range Up	RBW	Frequency	Power Abs	ΔLimit
30.000 MHz	1.000 GHz	1.000 MHz	951.28186 MHz	-46.81 dBm	-21.81 dB
1.000 GHz	2.490 GHz	1.000 MHz	2.25689 GHz	-45.36 dBm	-20.36 dB
2.580 GHz	5.000 GHz	1.000 MHz	2.58266 GHz	-28.21 dBm	-3.21 dB
5.000 GHz	10.000 GHz	1.000 MHz	6.99805 GHz	-38.89 dBm	-13.89 dB
10.000 GHz	18.000 GHz	1.000 MHz	17.10431 GHz	-41.74 dBm	-16.74 dB
18.000 GHz	26.000 GHz	1.000 MHz	18.57171 GHz	-42.72 dBm	-17.72 dB

Date: 2.DEC.2016 09:19:19

LTE Band 7 / 20MHz

Lowest Channel / QPSK

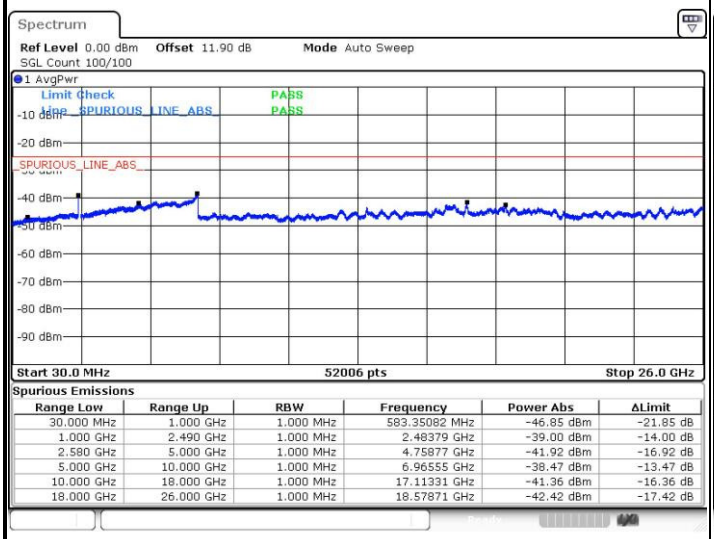

Spurious Emissions

Range Low	Range Up	RBW	Frequency	Power Abs	ΔLimit
30.000 MHz	1.000 GHz	1.000 MHz	583.35082 MHz	-46.85 dBm	-21.85 dB
1.000 GHz	2.490 GHz	1.000 MHz	2.48379 GHz	-39.00 dBm	-14.00 dB
2.580 GHz	5.000 GHz	1.000 MHz	4.75877 GHz	-41.92 dBm	-16.92 dB
5.000 GHz	10.000 GHz	1.000 MHz	6.96555 GHz	-38.47 dBm	-13.47 dB
10.000 GHz	18.000 GHz	1.000 MHz	17.11331 GHz	-41.36 dBm	-16.36 dB
18.000 GHz	26.000 GHz	1.000 MHz	18.57871 GHz	-42.42 dBm	-17.42 dB

Date: 2.DEC.2016 00:45:32

Lowest Channel / 16QAM

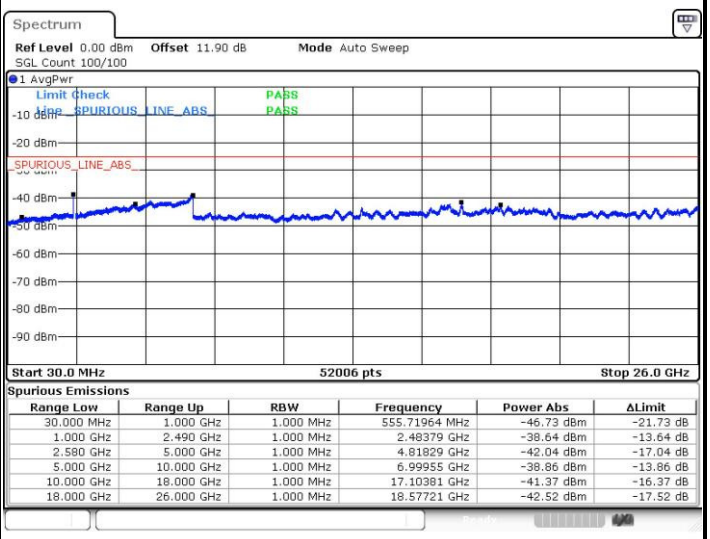

Spurious Emissions

Range Low	Range Up	RBW	Frequency	Power Abs	ΔLimit
30.000 MHz	1.000 GHz	1.000 MHz	555.71964 MHz	-46.73 dBm	-21.73 dB
1.000 GHz	2.490 GHz	1.000 MHz	2.48379 GHz	-38.64 dBm	-13.64 dB
2.580 GHz	5.000 GHz	1.000 MHz	4.81829 GHz	-42.04 dBm	-17.04 dB
5.000 GHz	10.000 GHz	1.000 MHz	6.99955 GHz	-38.86 dBm	-13.86 dB
10.000 GHz	18.000 GHz	1.000 MHz	17.10381 GHz	-41.37 dBm	-16.37 dB
18.000 GHz	26.000 GHz	1.000 MHz	18.57721 GHz	-42.52 dBm	-17.52 dB

Date: 2.DEC.2016 00:46:30

LTE Band 7 / 20MHz

Middle Channel / QPSK

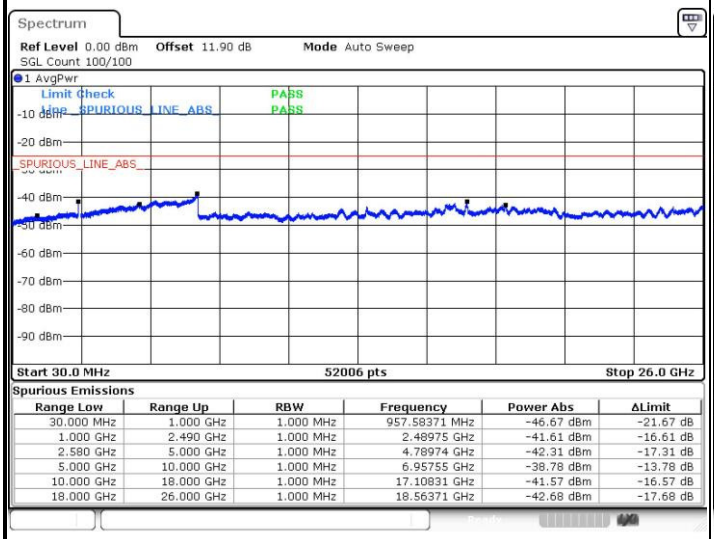

Spurious Emissions

Range Low	Range Up	RBW	Frequency	Power Abs	ΔLimit
30.000 MHz	1.000 GHz	1.000 MHz	957.58371 MHz	-46.67 dBm	-21.67 dB
1.000 GHz	2.490 GHz	1.000 MHz	2.48975 GHz	-41.61 dBm	-16.61 dB
2.580 GHz	5.000 GHz	1.000 MHz	4.78974 GHz	-42.31 dBm	-17.31 dB
5.000 GHz	10.000 GHz	1.000 MHz	6.95755 GHz	-38.78 dBm	-13.78 dB
10.000 GHz	18.000 GHz	1.000 MHz	17.10831 GHz	-41.57 dBm	-16.57 dB
18.000 GHz	26.000 GHz	1.000 MHz	18.56371 GHz	-42.68 dBm	-17.68 dB

Date: 2.DEC.2016 00:48:14

Middle Channel / 16QAM

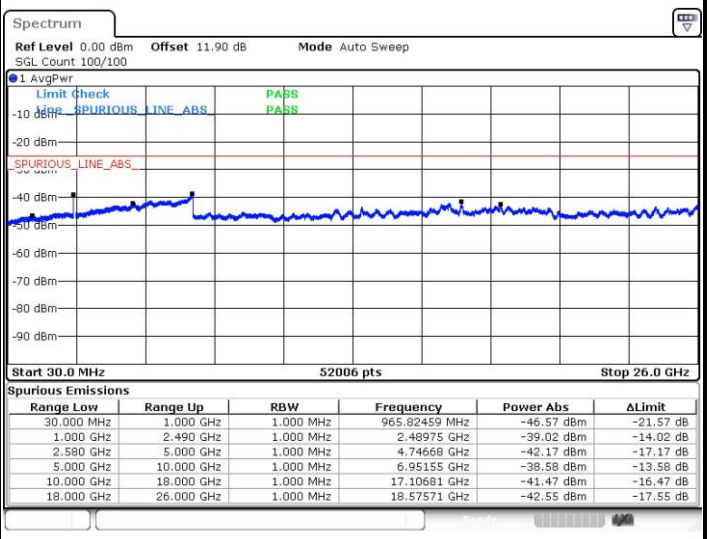

Spurious Emissions

Range Low	Range Up	RBW	Frequency	Power Abs	ΔLimit
30.000 MHz	1.000 GHz	1.000 MHz	965.82459 MHz	-46.57 dBm	-21.57 dB
1.000 GHz	2.490 GHz	1.000 MHz	2.48975 GHz	-39.02 dBm	-14.02 dB
2.580 GHz	5.000 GHz	1.000 MHz	4.74668 GHz	-42.17 dBm	-17.17 dB
5.000 GHz	10.000 GHz	1.000 MHz	6.95155 GHz	-38.58 dBm	-13.58 dB
10.000 GHz	18.000 GHz	1.000 MHz	17.10681 GHz	-41.47 dBm	-16.47 dB
18.000 GHz	26.000 GHz	1.000 MHz	18.57571 GHz	-42.55 dBm	-17.55 dB

Date: 2.DEC.2016 00:49:12

Highest Channel / QPSK

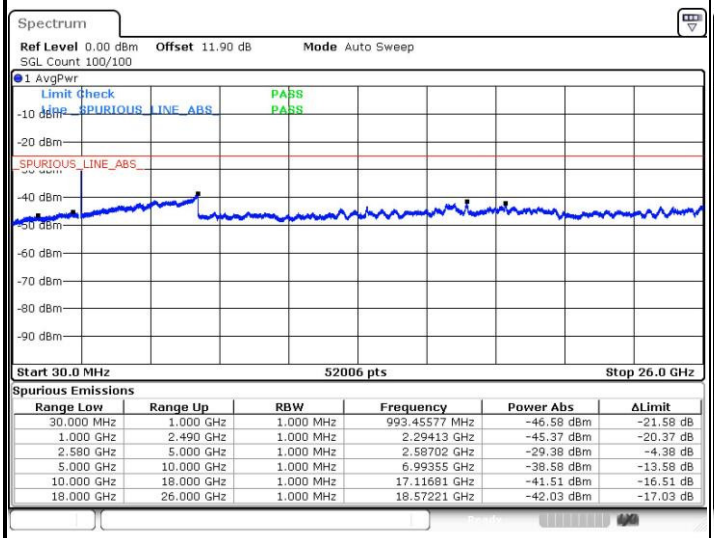

Spurious Emissions

Range Low	Range Up	RBW	Frequency	Power Abs	ΔLimit
30.000 MHz	1.000 GHz	1.000 MHz	993.45577 MHz	-46.58 dBm	-21.58 dB
1.000 GHz	2.490 GHz	1.000 MHz	2.29413 GHz	-45.37 dBm	-20.37 dB
2.580 GHz	5.000 GHz	1.000 MHz	2.58702 GHz	-29.38 dBm	-4.38 dB
5.000 GHz	10.000 GHz	1.000 MHz	6.99355 GHz	-38.58 dBm	-13.58 dB
10.000 GHz	18.000 GHz	1.000 MHz	17.11681 GHz	-41.51 dBm	-16.51 dB
18.000 GHz	26.000 GHz	1.000 MHz	18.57221 GHz	-42.03 dBm	-17.03 dB

Date: 2.DEC.2016 00:55:37

Highest Channel / 16QAM

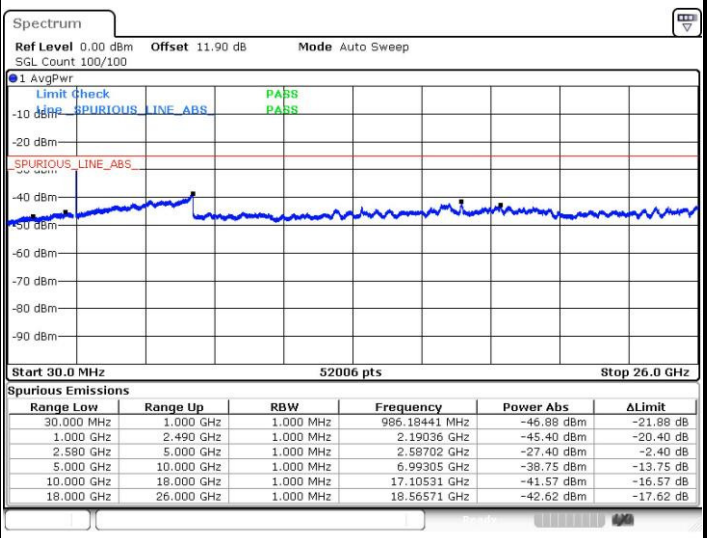

Spurious Emissions

Range Low	Range Up	RBW	Frequency	Power Abs	ΔLimit
30.000 MHz	1.000 GHz	1.000 MHz	986.18441 MHz	-46.88 dBm	-21.88 dB
1.000 GHz	2.490 GHz	1.000 MHz	2.19036 GHz	-45.40 dBm	-20.40 dB
2.580 GHz	5.000 GHz	1.000 MHz	2.58702 GHz	-27.40 dBm	-2.40 dB
5.000 GHz	10.000 GHz	1.000 MHz	6.99305 GHz	-38.75 dBm	-13.75 dB
10.000 GHz	18.000 GHz	1.000 MHz	17.10531 GHz	-41.57 dBm	-16.57 dB
18.000 GHz	26.000 GHz	1.000 MHz	18.56571 GHz	-42.62 dBm	-17.62 dB

Date: 2.DEC.2016 00:56:34

Frequency Stability

Test Conditions		LTE Band 7 (QPSK) / Middle Channel	Limit
Temperature (°C)	Voltage (Volt)	BW 10MHz	Note 2.
		Deviation (ppm)	Result
50	Normal Voltage	0.0008	PASS
40	Normal Voltage	0.0002	
30	Normal Voltage	0.0000	
20(Ref.)	Normal Voltage	0.0000	
10	Normal Voltage	0.0088	
0	Normal Voltage	0.0080	
-10	Normal Voltage	0.0003	
-20	Normal Voltage	0.0084	
-30	Normal Voltage	0.0087	
20	Maximum Voltage	0.0079	
20	Normal Voltage	0.0000	
20	Battery End Point	0.0009	

Note:

1. Normal Voltage =3.8 V.；Battery End Point (BEP) =3.4 V.；Maximum Voltage =4.35 V.
2. Note: The frequency fundamental emissions stay within the authorized frequency block.

Appendix B. Test Results of ERP/EIRP and Radiated Test

ERP/EIRP

LTE Band 2 / 1.4MHz (Average) (GT - LC = 0.8 dB)							
Channel	Mode	RB		Conducted		EIRP	
		Size	Offset	Power (dBm)	Power (Watts)	EIRP(dBm)	EIRP(W)
Lowest	QPSK	3	0	23.67	0.2328	24.47	0.2799
Middle		3	0	23.72	0.2355	24.52	0.2831
Highest		3	0	23.82	0.2410	24.62	0.2897
Lowest	16QAM	1	0	22.61	0.1824	23.41	0.2193
Middle		1	0	22.76	0.1888	23.56	0.2270
Highest		1	0	22.77	0.1892	23.57	0.2275
Limit	EIRP < 2W			Result		PASS	

LTE Band 2 / 3MHz (Average) (GT - LC = 0.8 dB)							
Channel	Mode	RB		Conducted		EIRP	
		Size	Offset	Power (dBm)	Power (Watts)	EIRP(dBm)	EIRP(W)
Lowest	QPSK	1	14	23.51	0.2244	24.31	0.2698
Middle		1	14	23.57	0.2275	24.37	0.2735
Highest		1	14	23.67	0.2328	24.47	0.2799
Lowest	16QAM	1	14	22.66	0.1845	23.46	0.2218
Middle		1	14	22.80	0.1905	23.60	0.2291
Highest		1	14	22.85	0.1928	23.65	0.2317
Limit	EIRP < 2W			Result		PASS	

LTE Band 2 / 5MHz (Average) (GT - LC = 0.8 dB)							
Channel	Mode	RB		Conducted		EIRP	
		Size	Offset	Power (dBm)	Power (Watts)	EIRP(dBm)	EIRP(W)
Lowest	QPSK	1	12	23.53	0.2254	24.33	0.2710
Middle		1	12	23.59	0.2286	24.39	0.2748
Highest		1	12	23.65	0.2317	24.45	0.2786
Lowest	16QAM	1	12	22.68	0.1854	23.48	0.2228
Middle		1	12	22.83	0.1919	23.63	0.2307
Highest		1	12	22.83	0.1919	23.63	0.2307
Limit	EIRP < 2W			Result		PASS	

LTE Band 2 / 10MHz (Average) (GT - LC = 0.8 dB)							
Channel	Mode	RB		Conducted		EIRP	
		Size	Offset	Power (dBm)	Power (Watts)	EIRP(dBm)	EIRP(W)
Lowest	QPSK	1	49	23.56	0.2270	24.36	0.2729
Middle		1	49	23.64	0.2312	24.44	0.2780
Highest		1	49	23.72	0.2355	24.52	0.2831
Lowest	16QAM	1	49	22.73	0.1875	23.53	0.2254
Middle		1	49	22.90	0.1950	23.70	0.2344
Highest		1	49	22.92	0.1959	23.72	0.2355
Limit	EIRP < 2W			Result		PASS	

LTE Band 2 / 15MHz (Average) (GT - LC = 0.8 dB)							
Channel	Mode	RB		Conducted		EIRP	
		Size	Offset	Power (dBm)	Power (Watts)	EIRP(dBm)	EIRP(W)
Lowest	QPSK	1	74	23.56	0.2270	24.36	0.2729
Middle		1	74	23.66	0.2323	24.46	0.2793
Highest		1	74	23.74	0.2366	24.54	0.2844
Lowest	16QAM	1	0	22.86	0.1932	23.66	0.2323
Middle		1	0	22.93	0.1963	23.73	0.2360
Highest		1	0	22.95	0.1972	23.75	0.2371
Limit	EIRP < 2W			Result		PASS	

LTE Band 2 / 20MHz (Average) (GT - LC = 0.8 dB)							
Channel	Mode	RB		Conducted		EIRP	
		Size	Offset	Power (dBm)	Power (Watts)	EIRP(dBm)	EIRP(W)
Lowest	QPSK	1	0	23.82	0.2410	24.62	0.2897
Middle		1	0	23.88	0.2443	24.68	0.2938
Highest		1	0	23.87	0.2438	24.67	0.2931
Lowest	16QAM	1	0	22.97	0.1982	23.77	0.2382
Middle		1	0	23.00	0.1995	23.80	0.2399
Highest		1	0	23.00	0.1995	23.80	0.2399
Limit	EIRP < 2W			Result		PASS	

LTE Band 5 / 1.4MHz (Average) (GT - LC = -3.5 dB)							
Channel	Mode	RB		Conducted		ERP	
		Size	Offset	Power (dBm)	Power (Watts)	ERP(dBm)	ERP(W)
Lowest	QPSK	3	3	23.83	0.2415	18.18	0.0658
Middle		3	3	23.65	0.2317	18.00	0.0631
Highest		3	3	23.71	0.2350	18.06	0.0640
Lowest	16QAM	1	5	22.91	0.1954	17.26	0.0532
Middle		1	5	22.75	0.1884	17.10	0.0513
Highest		1	5	22.62	0.1828	16.97	0.0498
Limit	ERP < 7W			Result		PASS	

LTE Band 5 / 3MHz (Average) (GT - LC = -3.5 dB)							
Channel	Mode	RB		Conducted		ERP	
		Size	Offset	Power (dBm)	Power (Watts)	ERP(dBm)	ERP(W)
Lowest	QPSK	1	0	23.84	0.2421	18.19	0.0659
Middle		1	0	23.73	0.2360	18.08	0.0643
Highest		1	0	23.72	0.2355	18.07	0.0641
Lowest	16QAM	1	14	23.00	0.1995	17.35	0.0543
Middle		1	14	22.86	0.1932	17.21	0.0526
Highest		1	14	22.75	0.1884	17.10	0.0513
Limit	ERP < 7W			Result		PASS	

LTE Band 5 / 5MHz (Average) (GT - LC = -3.5 dB)							
Channel	Mode	RB		Conducted		ERP	
		Size	Offset	Power (dBm)	Power (Watts)	ERP(dBm)	ERP(W)
Lowest	QPSK	1	12	23.80	0.2399	18.15	0.0653
Middle		1	12	23.67	0.2328	18.02	0.0634
Highest		1	12	23.71	0.2350	18.06	0.0640
Lowest	16QAM	1	12	23.00	0.1995	17.35	0.0543
Middle		1	12	22.88	0.1941	17.23	0.0528
Highest		1	12	22.84	0.1923	17.19	0.0524
Limit	ERP < 7W			Result		PASS	

LTE Band 5 / 10MHz (Average) (GT - LC = -3.5 dB)							
Channel	Mode	RB		Conducted		ERP	
		Size	Offset	Power (dBm)	Power (Watts)	ERP(dBm)	ERP(W)
Lowest	QPSK	1	0	23.87	0.2438	18.22	0.0664
Middle		1	0	23.83	0.2415	18.18	0.0658
Highest		1	0	23.73	0.2360	18.08	0.0643
Lowest	16QAM	1	49	22.99	0.1991	17.34	0.0542
Middle		1	49	22.77	0.1892	17.12	0.0515
Highest		1	49	22.75	0.1884	17.10	0.0513
Limit	ERP < 7W			Result		PASS	

LTE Band 7 / 5MHz (Average) (GT - LC = 1.2 dB)							
Channel	Mode	RB		Conducted		EIRP	
		Size	Offset	Power (dBm)	Power (Watts)	EIRP(dBm)	EIRP(W)
Lowest	QPSK	1	12	22.63	0.1832	23.83	0.2415
Middle		1	12	22.50	0.1778	23.70	0.2344
Highest		1	12	22.79	0.1901	23.99	0.2506
Lowest	16QAM	1	12	21.90	0.1549	23.10	0.2042
Middle		1	12	21.78	0.1507	22.98	0.1986
Highest		1	12	21.94	0.1563	23.14	0.2061
Limit	EIRP < 2W			Result		PASS	

LTE Band 7 / 10MHz (Average) (GT - LC = 1.2 dB)							
Channel	Mode	RB		Conducted		EIRP	
		Size	Offset	Power (dBm)	Power (Watts)	EIRP(dBm)	EIRP(W)
Lowest	QPSK	1	25	22.40	0.1738	23.60	0.2291
Middle		1	25	22.46	0.1762	23.66	0.2323
Highest		1	25	22.73	0.1875	23.93	0.2472
Lowest	16QAM	1	49	21.91	0.1552	23.11	0.2046
Middle		1	49	21.94	0.1563	23.14	0.2061
Highest		1	49	22.00	0.1585	23.20	0.2089
Limit	EIRP < 2W			Result		PASS	

LTE Band 7 / 15MHz (Average) (GT - LC = 1.2 dB)							
Channel	Mode	RB		Conducted		EIRP	
		Size	Offset	Power (dBm)	Power (Watts)	EIRP(dBm)	EIRP(W)
Lowest	QPSK	1	0	22.81	0.1910	24.01	0.2518
Middle		1	0	22.70	0.1862	23.90	0.2455
Highest		1	0	22.72	0.1871	23.92	0.2466
Lowest	16QAM	1	74	21.98	0.1578	23.18	0.2080
Middle		1	74	21.95	0.1567	23.15	0.2065
Highest		1	74	21.96	0.1570	23.16	0.2070
Limit	EIRP < 2W			Result		PASS	

LTE Band 7 / 20MHz (Average) (GT - LC = 1.2 dB)							
Channel	Mode	RB		Conducted		EIRP	
		Size	Offset	Power (dBm)	Power (Watts)	EIRP(dBm)	EIRP(W)
Lowest	QPSK	1	0	22.86	0.1932	24.06	0.2547
Middle		1	0	22.93	0.1963	24.13	0.2588
Highest		1	0	22.90	0.1950	24.10	0.2570
Lowest	16QAM	1	99	21.92	0.1556	23.12	0.2051
Middle		1	99	21.99	0.1581	23.19	0.2084
Highest		1	99	22.00	0.1585	23.20	0.2089
Limit	EIRP < 2W			Result		PASS	

Radiated Spurious Emission

LTE Band 2

LTE Band 2 / 1.4MHz / QPSK									
Channel	Frequency (MHz)	EIRP (dBm)	Limit (dBm)	Over Limit (dB)	SPA Reading (dBm)	S.G. Power (dBm)	TX Cable loss (dB)	TX Antenna Gain (dBi)	Polarization (H/V)
Lowest	3702	-49.46	-13	-36.46	-66.3	-56.03	1.67	8.24	H
	5550	-50.54	-13	-37.54	-73.27	-57.61	2.65	9.72	H
	7404	-50.51	-13	-37.51	-77.53	-59.66	2.46	11.61	H
									H
									H
									H
	3702	-47.67	-13	-34.67	-64.6	-54.24	1.67	8.24	V
	5550	-46.48	-13	-33.48	-69.04	-53.55	2.65	9.72	V
	7404	-49.08	-13	-36.08	-76.3	-58.23	2.46	11.61	V
									V
									V
									V
Middle	3762	-53.14	-13	-40.14	-70.14	-59.77	1.69	8.31	H
	5640	-50.90	-13	-37.90	-73.63	-57.95	2.71	9.76	H
	7518	-49.70	-13	-36.70	-76.97	-59.09	2.42	11.81	H
									H
									H
									H
	3762	-50.42	-13	-37.42	-67.59	-57.05	1.69	8.31	V
	5640	-47.04	-13	-34.04	-69.66	-54.09	2.71	9.76	V
	7518	-49.10	-13	-36.10	-76.65	-58.49	2.42	11.81	V
									V
									V
									V
Highest	3816	-53.01	-13	-40.01	-70.22	-59.69	1.70	8.38	H
	5730	-51.55	-13	-38.55	-74.52	-58.58	2.76	9.79	H
	7638	-48.24	-13	-35.24	-75.63	-57.74	2.38	11.88	H
									H
									H
									H
	3816	-49.86	-13	-36.86	-67.15	-56.54	1.70	8.38	V
	5724	-49.35	-13	-36.35	-72.19	-56.39	2.75	9.79	V
	7638	-46.80	-13	-33.80	-74.28	-56.3	2.38	11.88	V
									V
									V
									V

Remark: Spurious emissions within 30-1000MHz were found more than 20dB below limit line.

LTE Band 2 / 3MHz / QPSK									
Channel	Frequency (MHz)	EIRP (dBm)	Limit (dBm)	Over Limit (dB)	SPA Reading (dBm)	S.G. Power (dBm)	TX Cable loss (dB)	TX Antenna Gain (dBi)	Polarization (H/V)
Lowest	3702	-49.00	-13	-36.00	-65.91	-55.57	1.67	8.24	H
	5550	-51.26	-13	-38.26	-73.99	-58.33	2.65	9.72	H
	7404	-50.70	-13	-37.70	-77.83	-59.85	2.46	11.61	H
									H
									H
									H
									H
	3702	-47.96	-13	-34.96	-64.84	-54.53	1.67	8.24	V
	5550	-46.50	-13	-33.50	-68.99	-53.57	2.65	9.72	V
	7404	-49.46	-13	-36.46	-76.58	-58.61	2.46	11.61	V
									V
									V
									V
									V
Middle	3756	-52.99	-13	-39.99	-69.92	-59.61	1.68	8.31	H
	5634	-50.66	-13	-37.66	-73.42	-57.71	2.70	9.75	H
	7518	-49.47	-13	-36.47	-76.7	-58.86	2.42	11.81	H
									H
									H
									H
									H
	3756	-50.48	-13	-37.48	-67.62	-57.1	1.68	8.31	V
	5634	-46.16	-13	-33.16	-68.82	-53.21	2.70	9.75	V
	7518	-48.93	-13	-35.93	-76.3	-58.32	2.42	11.81	V
									V
									V
									V
									V
Highest	3816	-52.97	-13	-39.97	-70.11	-59.65	1.70	8.38	H
	5724	-51.52	-13	-38.52	-74.5	-58.56	2.75	9.79	H
	7632	-48.19	-13	-35.19	-75.4	-57.68	2.39	11.88	H
									H
									H
									H
									H
	3816	-50.00	-13	-37.00	-67.38	-56.68	1.70	8.38	V
	5724	-49.12	-13	-36.12	-71.96	-56.16	2.75	9.79	V
	7632	-46.48	-13	-33.48	-73.9	-55.97	2.39	11.88	V
									V
									V
									V
									V

Remark: Spurious emissions within 30-1000MHz were found more than 20dB below limit line.

LTE Band 2 / 5MHz / QPSK									
Channel	Frequency (MHz)	EIRP (dBm)	Limit (dBm)	Over Limit (dB)	SPA Reading (dBm)	S.G. Power (dBm)	TX Cable loss (dB)	TX Antenna Gain (dBi)	Polarization (H/V)
Lowest	3702	-49.46	-13	-36.46	-66.3	-56.03	1.67	8.24	H
	5550	-52.04	-13	-39.04	-74.75	-59.11	2.65	9.72	H
	7404	-50.53	-13	-37.53	-77.67	-59.68	2.46	11.61	H
									H
									H
									H
									H
	3702	-48.25	-13	-35.25	-65.24	-54.82	1.67	8.24	V
	5550	-47.36	-13	-34.36	-69.83	-54.43	2.65	9.72	V
	7404	-49.59	-13	-36.59	-76.8	-58.74	2.46	11.61	V
									V
									V
									V
									V
Middle	3756	-54.37	-13	-41.37	-71.37	-60.99	1.68	8.31	H
	5634	-50.52	-13	-37.52	-73.37	-57.57	2.70	9.75	H
	7512	-49.18	-13	-36.18	-76.5	-58.56	2.43	11.81	H
									H
									H
									H
									H
	3756	-51.97	-13	-38.97	-69.06	-58.59	1.68	8.31	V
	5634	-47.50	-13	-34.50	-70.07	-54.55	2.70	9.75	V
	7512	-47.83	-13	-34.83	-75.26	-57.21	2.43	11.81	V
									V
									V
									V
									V
Highest	3810	-53.96	-13	-40.96	-71.12	-60.63	1.70	8.37	H
	5718	-52.97	-13	-39.97	-75.91	-60.01	2.75	9.79	H
	7620	-47.04	-13	-34.04	-74.37	-56.52	2.39	11.87	H
									H
									H
									H
									H
	3810	-50.66	-13	-37.66	-67.86	-57.33	1.70	8.37	V
	5718	-49.21	-13	-36.21	-72.05	-56.25	2.75	9.79	V
	7620	-46.78	-13	-33.78	-74.24	-56.26	2.39	11.87	V
									V
									V
									V
									V

Remark: Spurious emissions within 30-1000MHz were found more than 20dB below limit line.

LTE Band 2 / 10MHz / QPSK									
Channel	Frequency (MHz)	EIRP (dBm)	Limit (dBm)	Over Limit (dB)	SPA Reading (dBm)	S.G. Power (dBm)	TX Cable loss (dB)	TX Antenna Gain (dBi)	Polarization (H/V)
Lowest	3702	-49.97	-13	-36.97	-66.81	-56.54	1.67	8.24	H
	5550	-51.33	-13	-38.33	-73.99	-58.4	2.65	9.72	H
	7404	-50.18	-13	-37.18	-77.26	-59.33	2.46	11.61	H
									H
									H
									H
									H
	3702	-47.96	-13	-34.96	-64.96	-54.53	1.67	8.24	V
	5550	-47.04	-13	-34.04	-69.53	-54.11	2.65	9.72	V
	7404	-49.48	-13	-36.48	-76.61	-58.63	2.46	11.61	V
									V
									V
									V
									V
Middle	3750	-54.95	-13	-41.95	-71.95	-61.57	1.68	8.30	H
	5628	-50.14	-13	-37.14	-72.94	-57.19	2.70	9.75	H
	7500	-49.04	-13	-36.04	-76.29	-58.41	2.43	11.80	H
									H
									H
									H
									H
	3750	-52.05	-13	-39.05	-69.18	-58.67	1.68	8.30	V
	5628	-47.63	-13	-34.63	-70.25	-54.68	2.70	9.75	V
	7500	-47.75	-13	-34.75	-75.12	-57.12	2.43	11.80	V
									V
									V
									V
									V
Highest	3804	-51.89	-13	-38.89	-69.04	-58.56	1.70	8.36	H
	5700	-53.03	-13	-40.03	-75.91	-60.07	2.74	9.78	H
	7602	-48.35	-13	-35.35	-75.71	-57.81	2.40	11.86	H
									H
									H
									H
									H
	3804	-48.86	-13	-35.86	-66.11	-55.53	1.70	8.36	V
	5700	-50.08	-13	-37.08	-72.82	-57.12	2.74	9.78	V
	7602	-48.14	-13	-35.14	-75.59	-57.6	2.40	11.86	V
									V
									V
									V
									V

Remark: Spurious emissions within 30-1000MHz were found more than 20dB below limit line.

LTE Band 2 / 15MHz / QPSK									
Channel	Frequency (MHz)	EIRP (dBm)	Limit (dBm)	Over Limit (dB)	SPA Reading (dBm)	S.G. Power (dBm)	TX Cable loss (dB)	TX Antenna Gain (dBi)	Polarization (H/V)
Lowest	3702	-52.07	-13	-39.07	-68.94	-58.64	1.67	8.24	H
	5550	-51.86	-13	-38.86	-74.51	-58.93	2.65	9.72	H
	7404	-50.47	-13	-37.47	-77.56	-59.62	2.46	11.61	H
									H
									H
									H
									H
	3702	-48.16	-13	-35.16	-65.24	-54.73	1.67	8.24	V
	5550	-48.48	-13	-35.48	-70.96	-55.55	2.65	9.72	V
	7404	-48.97	-13	-35.97	-76.12	-58.12	2.46	11.61	V
									V
									V
									V
									V
Middle	3745	-54.52	-13	-41.52	-71.54	-61.13	1.68	8.29	H
	5622	-51.78	-13	-38.78	-74.6	-58.83	2.70	9.75	H
	7494	-48.68	-13	-35.68	-75.93	-58.04	2.43	11.79	H
									H
									H
									H
									H
	3745	-51.20	-13	-38.20	-68.27	-57.81	1.68	8.29	V
	5622	-48.30	-13	-35.30	-70.92	-55.35	2.70	9.75	V
	7494	-47.33	-13	-34.33	-74.72	-56.69	2.43	11.79	V
									V
									V
									V
									V
Highest	3792	-50.35	-13	-37.35	-67.43	-57	1.70	8.35	H
	5688	-51.20	-13	-38.20	-74.02	-58.24	2.73	9.78	H
	7584	-49.44	-13	-36.44	-76.8	-58.89	2.40	11.85	H
									H
									H
									H
									H
	3792	-47.88	-13	-34.88	-65.06	-54.53	1.70	8.35	V
	5688	-49.50	-13	-36.50	-72.17	-56.54	2.73	9.78	V
	7584	-48.38	-13	-35.38	-75.83	-57.83	2.40	11.85	V
									V
									V
									V
									V

Remark: Spurious emissions within 30-1000MHz were found more than 20dB below limit line.

LTE Band 2 / 20MHz / QPSK									
Channel	Frequency (MHz)	EIRP (dBm)	Limit (dBm)	Over Limit (dB)	SPA Reading (dBm)	S.G. Power (dBm)	TX Cable loss (dB)	TX Antenna Gain (dBi)	Polarization (H/V)
Lowest	3702	-51.66	-13	-38.66	-68.48	-58.23	1.67	8.24	H
	5550	-52.62	-13	-39.62	-75.35	-59.69	2.65	9.72	H
	7404	-49.90	-13	-36.90	-76.98	-59.05	2.46	11.61	H
									H
									H
									H
									H
	3702	-47.11	-13	-34.11	-64.08	-53.68	1.67	8.24	V
	5550	-48.25	-13	-35.25	-70.7	-55.32	2.65	9.72	V
	7404	-48.79	-13	-35.79	-75.93	-57.94	2.46	11.61	V
									V
									V
									V
									V
Middle	3744	-53.58	-13	-40.58	-70.48	-60.19	1.68	8.29	H
	5616	-52.62	-13	-39.62	-75.41	-59.67	2.69	9.75	H
	7482	-49.25	-13	-36.25	-76.48	-58.58	2.44	11.76	H
									H
									H
									H
									H
	3744	-50.74	-13	-37.74	-67.87	-57.35	1.68	8.29	V
	5616	-49.54	-13	-36.54	-72.21	-56.59	2.69	9.75	V
	7482	-47.61	-13	-34.61	-74.82	-56.94	2.44	11.76	V
									V
									V
									V
									V
Highest	3780	-50.19	-13	-37.19	-67.2	-56.83	1.69	8.34	H
	5676	-51.10	-13	-38.10	-74.05	-58.14	2.73	9.77	H
	7566	-49.14	-13	-36.14	-76.4	-58.57	2.41	11.84	H
									H
									H
									H
									H
	3780	-46.82	-13	-33.82	-64.01	-53.46	1.69	8.34	V
	5676	-48.74	-13	-35.74	-71.49	-55.78	2.73	9.77	V
	7566	-49.43	-13	-36.43	-76.85	-58.86	2.41	11.84	V
									V
									V
									V
									V

Remark: Spurious emissions within 30-1000MHz were found more than 20dB below limit line.

LTE Band 5

LTE Band 5 / 1.4MHz / QPSK									
Channel	Frequency (MHz)	ERP (dBm)	Limit (dBm)	Over Limit (dB)	SPA Reading (dBm)	S.G. Power (dBm)	TX Cable loss (dB)	TX Antenna Gain (dBi)	Polarization (H/V)
Lowest	1648	-57.98	-13	-44.98	-67.75	-59.74	0.98	4.89	H
	2472	-56.18	-13	-43.18	-69.88	-58.06	1.28	5.32	H
	3296	-53.97	-13	-40.97	-69.93	-57.38	1.54	7.10	H
									H
									H
									H
									H
	1648	-57.79	-13	-44.79	-67.5	-59.55	0.98	4.89	V
	2472	-55.43	-13	-42.43	-69.17	-57.31	1.28	5.32	V
	3296	-53.61	-13	-40.61	-69.52	-57.02	1.54	7.10	V
									V
									V
									V
									V
Middle	1672	-58.25	-13	-45.25	-68.15	-59.93	0.99	4.82	H
	2504	-55.95	-13	-42.95	-69.74	-57.91	1.29	5.40	H
	3344	-51.61	-13	-38.61	-69.64	-55.22	1.56	7.31	H
									H
									H
									H
									H
	1672	-58.48	-13	-45.48	-68.32	-60.16	0.99	4.82	V
	2504	-55.86	-13	-42.86	-69.69	-57.82	1.29	5.40	V
	3344	-53.52	-13	-40.52	-69.56	-57.13	1.56	7.31	V
									V
									V
									V
									V
Highest	1696	-57.77	-13	-44.77	-67.76	-59.37	1.00	4.75	H
	2544	-55.33	-13	-42.33	-69.3	-57.31	1.30	5.44	H
	3392	-53.97	-13	-40.97	-70.05	-57.77	1.57	7.52	H
									H
									H
									H
	1696	-58.05	-13	-45.05	-67.98	-59.65	1.00	4.75	V
	2544	-56.60	-13	-43.60	-70.56	-58.58	1.30	5.44	V
	3392	-54.13	-13	-41.13	-70.31	-57.93	1.57	7.52	V
									V
									V
									V

Remark: Spurious emissions within 30-1000MHz were found more than 20dB below limit line.

LTE Band 5 / 3MHz / QPSK									
Channel	Frequency (MHz)	ERP (dBm)	Limit (dBm)	Over Limit (dB)	SPA Reading (dBm)	S.G. Power (dBm)	TX Cable loss (dB)	TX Antenna Gain (dBi)	Polarization (H/V)
Lowest	1648	-58.20	-13	-45.20	-67.97	-59.96	0.98	4.89	H
	2472	-55.14	-13	-42.14	-68.84	-57.02	1.28	5.32	H
	3296	-53.98	-13	-40.98	-69.94	-57.39	1.54	7.10	H
									H
									H
									H
									H
	1648	-58.65	-13	-45.65	-68.36	-60.41	0.98	4.89	V
	2472	-55.74	-13	-42.74	-69.48	-57.62	1.28	5.32	V
	3296	-53.57	-13	-40.57	-69.47	-56.98	1.54	7.10	V
									V
									V
									V
									V
Middle	1672	-57.32	-13	-44.32	-67.22	-59	0.99	4.82	H
	2504	-55.18	-13	-42.18	-68.97	-57.14	1.29	5.40	H
	3344	-52.24	-13	-39.24	-68.27	-55.85	1.56	7.31	H
									H
									H
									H
									H
	1672	-58.06	-13	-45.06	-67.9	-59.74	0.99	4.82	V
	2504	-55.12	-13	-42.12	-68.95	-57.08	1.29	5.40	V
	3344	-53.11	-13	-40.11	-69.15	-56.72	1.56	7.31	V
									V
									V
									V
									V
Highest	1688	-58.57	-13	-45.57	-68.51	-60.2	1.00	4.77	H
	2536	-55.11	-13	-42.11	-69.02	-57.09	1.30	5.43	H
	3384	-54.22	-13	-41.22	-70.29	-57.99	1.57	7.49	H
									H
									H
									H
									H
	1688	-58.98	-13	-45.98	-68.86	-60.61	1.00	4.77	V
	2536	-55.56	-13	-42.56	-69.48	-57.54	1.30	5.43	V
	3384	-51.95	-13	-38.95	-70.09	-55.72	1.57	7.49	V
									V
									V
									V
									V

Remark: Spurious emissions within 30-1000MHz were found more than 20dB below limit line.

LTE Band 5 / 5MHz / QPSK									
Channel	Frequency (MHz)	ERP (dBm)	Limit (dBm)	Over Limit (dB)	SPA Reading (dBm)	S.G. Power (dBm)	TX Cable loss (dB)	TX Antenna Gain (dBi)	Polarization (H/V)
Lowest	1648	-58.27	-13	-45.27	-68.04	-60.03	0.98	4.89	H
	2472	-55.64	-13	-42.64	-69.34	-57.52	1.28	5.32	H
	3296	-53.00	-13	-40.00	-68.96	-56.41	1.54	7.10	H
									H
									H
									H
									H
	1648	-58.28	-13	-45.28	-67.99	-60.04	0.98	4.89	V
	2472	-56.10	-13	-43.10	-69.84	-57.98	1.28	5.32	V
	3296	-54.00	-13	-41.00	-69.9	-57.41	1.54	7.10	V
									V
									V
									V
									V
Middle	1668	-57.00	-13	-44.00	-66.85	-58.69	0.99	4.83	H
	2502	-55.25	-13	-42.25	-69.04	-57.21	1.29	5.40	H
	3336	-54.14	-13	-41.14	-70.15	-57.72	1.55	7.28	H
									H
									H
									H
									H
	1668	-57.86	-13	-44.86	-67.65	-59.55	0.99	4.83	V
	2502	-54.62	-13	-41.62	-68.45	-56.58	1.29	5.40	V
	3336	-53.76	-13	-40.76	-69.76	-57.34	1.55	7.28	V
									V
									V
									V
									V
Highest	1688	-58.46	-13	-45.46	-68.4	-60.09	1.00	4.77	H
	2532	-55.80	-13	-42.80	-69.71	-57.77	1.30	5.43	H
	3376	-53.43	-13	-40.43	-69.5	-57.17	1.57	7.45	H
									H
									H
									H
									H
	1688	-58.69	-13	-45.69	-68.57	-60.32	1.00	4.77	V
	2532	-55.08	-13	-42.08	-69	-57.05	1.30	5.43	V
	3376	-53.73	-13	-40.73	-69.87	-57.47	1.57	7.45	V
									V
									V
									V
									V

Remark: Spurious emissions within 30-1000MHz were found more than 20dB below limit line.

LTE Band 5 / 10MHz / QPSK									
Channel	Frequency (MHz)	ERP (dBm)	Limit (dBm)	Over Limit (dB)	SPA Reading (dBm)	S.G. Power (dBm)	TX Cable loss (dB)	TX Antenna Gain (dBi)	Polarization (H/V)
Lowest	1649	-58.99	-13	-45.99	-68.76	-60.74	0.98	4.88	H
	2473	-56.04	-13	-43.04	-69.74	-57.93	1.28	5.32	H
	3298	-53.81	-13	-40.81	-69.77	-57.23	1.54	7.11	H
									H
									H
									H
									H
	1649	-57.89	-13	-44.89	-67.6	-59.64	0.98	4.88	V
	2473	-56.39	-13	-43.39	-70.13	-58.28	1.28	5.32	V
	3298	-53.82	-13	-40.82	-69.72	-57.24	1.54	7.11	V
									V
									V
									V
									V
Middle	1664	-58.77	-13	-45.77	-68.62	-60.48	0.98	4.84	H
	2496	-55.57	-13	-42.57	-69.36	-57.52	1.29	5.39	H
	3328	-53.49	-13	-40.49	-69.49	-57.03	1.55	7.24	H
									H
									H
									H
									H
	1664	-58.35	-13	-45.35	-68.14	-60.06	0.98	4.84	V
	2496	-54.81	-13	-41.81	-68.64	-56.76	1.29	5.39	V
	3328	-53.65	-13	-40.65	-69.64	-57.19	1.55	7.24	V
									V
									V
									V
									V
Highest	1679	-57.00	-13	-44.00	-66.94	-58.66	0.99	4.80	H
	2518	-55.69	-13	-42.69	-69.55	-57.66	1.30	5.41	H
	3358	-53.90	-13	-40.90	-69.94	-57.57	1.56	7.38	H
									H
									H
									H
									H
	1679	-58.78	-13	-45.78	-68.66	-60.44	0.99	4.80	V
	2518	-55.55	-13	-42.55	-69.43	-57.52	1.30	5.41	V
	3358	-53.94	-13	-40.94	-70.03	-57.61	1.56	7.38	V
									V
									V
									V
									V

Remark: Spurious emissions within 30-1000MHz were found more than 20dB below limit line.

LTE Band 7

LTE Band 7 / 5MHz / QPSK									
Channel	Frequency (MHz)	EIRP (dBm)	Limit (dBm)	Over Limit (dB)	SPA Reading (dBm)	S.G. Power (dBm)	TX Cable loss (dB)	TX Antenna Gain (dBi)	Polarization (H/V)
Lowest	7500	-43.12	-25	-18.12	-70.33	-52.49	2.43	11.80	H
	10008	-40.07	-25	-15.07	-71.76	-49.58	2.70	12.20	H
	15000	-35.02	-25	-10.02	-68.27	-45.02	3.60	13.60	H
									H
									H
									H
									H
	7500	-42.26	-25	-17.26	-69.6	-51.63	2.43	11.80	V
	10008	-41.21	-25	-16.21	-72.24	-50.72	2.70	12.20	V
	15000	-29.32	-25	-4.32	-64.4	-39.32	3.60	13.60	V
									V
									V
									V
									V
Middle	7596	-43.32	-25	-18.32	-70.64	-52.78	2.40	11.86	H
	10134	-41.26	-25	-16.26	-73.08	-50.82	2.70	12.25	H
	15192	-35.42	-25	-10.42	-69.26	-45.61	3.68	13.87	H
									H
									H
									H
									H
	7596	-44.08	-25	-19.08	-71.46	-53.54	2.40	11.86	V
	10134	-42.45	-25	-17.45	-73.53	-52.01	2.70	12.25	V
	15192	-29.42	-25	-4.42	-64.46	-39.61	3.68	13.87	V
									V
									V
									V
									V
Highest	7692	-43.24	-25	-18.24	-70.71	-52.79	2.37	11.92	H
	10260	-40.85	-25	-15.85	-72.77	-50.46	2.69	12.30	H
	15390	-37.35	-25	-12.35	-71.86	-47.74	3.76	14.15	H
									H
									H
									H
	7692	-43.01	-25	-18.01	-70.6	-52.56	2.37	11.92	V
	10260	-40.87	-25	-15.87	-72.11	-50.48	2.69	12.30	V
	15390	-32.64	-25	-7.64	-67.64	-43.03	3.76	14.15	V
									V
									V
									V

Remark: Spurious emissions within 30-1000MHz were found more than 20dB below limit line.

LTE Band 7 / 10MHz / QPSK									
Channel	Frequency (MHz)	EIRP (dBm)	Limit (dBm)	Over Limit (dB)	SPA Reading (dBm)	S.G. Power (dBm)	TX Cable loss (dB)	TX Antenna Gain (dBi)	Polarization (H/V)
Lowest	7500	-42.26	-25	-17.26	-69.51	-51.63	2.43	11.80	H
	10008	-39.95	-25	-14.95	-71.65	-49.46	2.70	12.20	H
	15000	-34.69	-25	-9.69	-67.89	-44.69	3.60	13.60	H
									H
									H
									H
									H
	7500	-42.91	-25	-17.91	-70.34	-52.28	2.43	11.80	V
	10008	-39.90	-25	-14.90	-70.84	-49.41	2.70	12.20	V
	15000	-32.71	-25	-7.71	-67.71	-42.71	3.60	13.60	V
									V
									V
									V
									V
Middle	7590	-42.27	-25	-17.27	-69.64	-51.72	2.40	11.85	H
	10116	-38.80	-25	-13.80	-70.5	-48.35	2.70	12.25	H
	15182	-35.38	-25	-10.38	-69.21	-45.56	3.67	13.85	H
									H
									H
									H
									H
	7590	-43.78	-25	-18.78	-71.23	-53.23	2.40	11.85	V
	10116	-42.47	-25	-17.47	-73.51	-52.02	2.70	12.25	V
	15182	-32.07	-25	-7.07	-67.12	-42.25	3.67	13.85	V
									V
									V
									V
									V
Highest	7680	-42.12	-25	-17.12	-69.63	-51.66	2.37	11.91	H
	10242	-37.66	-25	-12.66	-69.62	-47.26	2.69	12.30	H
	15362	-30.53	-25	-5.53	-65.02	-40.89	3.75	14.11	H
									H
									H
									H
									H
	7680	-42.33	-25	-17.33	-69.77	-51.87	2.37	11.91	V
	10242	-36.40	-25	-11.40	-67.57	-46	2.69	12.30	V
	15362	-29.10	-25	-4.10	-64.02	-39.46	3.75	14.11	V
									V
									V
									V
									V

Remark: Spurious emissions within 30-1000MHz were found more than 20dB below limit line.

LTE Band 7 / 15MHz / QPSK									
Channel	Frequency (MHz)	EIRP (dBm)	Limit (dBm)	Over Limit (dB)	SPA Reading (dBm)	S.G. Power (dBm)	TX Cable loss (dB)	TX Antenna Gain (dBi)	Polarization (H/V)
Lowest	7500	-43.70	-25	-18.70	-70.95	-53.07	2.43	11.80	H
	10008	-38.06	-25	-13.06	-69.79	-47.57	2.70	12.20	H
	15000	-38.45	-25	-13.45	-71.74	-48.45	3.60	13.60	H
									H
									H
									H
									H
	7500	-42.17	-25	-17.17	-69.56	-51.54	2.43	11.80	V
	10008	-38.75	-25	-13.75	-69.83	-48.26	2.70	12.20	V
	15000	-31.96	-25	-6.96	-67.04	-41.96	3.60	13.60	V
									V
									V
									V
									V
Middle	7584	-41.59	-25	-16.59	-68.93	-51.04	2.40	11.85	H
	10116	-40.32	-25	-15.32	-72.05	-49.87	2.70	12.25	H
	15165	-35.23	-25	-10.23	-69.04	-45.39	3.67	13.83	H
									H
									H
									H
									H
	7584	-43.56	-25	-18.56	-71	-53.01	2.40	11.85	V
	10116	-42.29	-25	-17.29	-73.34	-51.84	2.70	12.25	V
	15165	-28.87	-25	-3.87	-63.94	-39.03	3.67	13.83	V
									V
									V
									V
									V
Highest	7668	-42.04	-25	-17.04	-69.45	-51.57	2.38	11.90	H
	10224	-38.56	-25	-13.56	-70.51	-48.15	2.69	12.29	H
	15336	-31.34	-25	-6.34	-65.65	-41.67	3.74	14.07	H
									H
									H
									H
									H
	7668	-42.15	-25	-17.15	-69.68	-51.68	2.38	11.90	V
	10224	-36.41	-25	-11.41	-67.57	-46	2.69	12.29	V
	15336	-29.03	-25	-4.03	-63.96	-39.36	3.74	14.07	V
									V
									V
									V
									V

Remark: Spurious emissions within 30-1000MHz were found more than 20dB below limit line.

LTE Band 7 / 20MHz / QPSK									
Channel	Frequency (MHz)	EIRP (dBm)	Limit (dBm)	Over Limit (dB)	SPA Reading (dBm)	S.G. Power (dBm)	TX Cable loss (dB)	TX Antenna Gain (dBi)	Polarization (H/V)
Lowest	7500	-43.14	-25	-18.14	-70.27	-52.51	2.43	11.80	H
	10008	-40.82	-25	-15.82	-72.46	-50.33	2.70	12.20	H
	15000	-38.46	-25	-13.46	-71.75	-48.46	3.60	13.60	H
									H
									H
									H
									H
	7500	-42.91	-25	-17.91	-70.35	-52.28	2.43	11.80	V
	10008	-38.83	-25	-13.83	-69.8	-48.34	2.70	12.20	V
	15000	-29.03	-25	-4.03	-64.11	-39.03	3.60	13.60	V
									V
									V
									V
									V
Middle	7572	-43.67	-25	-18.67	-71.03	-53.11	2.41	11.84	H
	10098	-40.92	-25	-15.92	-72.73	-50.46	2.70	12.24	H
	15156	-32.66	-25	-7.66	-66.47	-42.82	3.66	13.82	H
									H
									H
									H
									H
	7572	-44.27	-25	-19.27	-71.69	-53.71	2.41	11.84	V
	10098	-39.78	-25	-14.78	-70.8	-49.32	2.70	12.24	V
	15156	-29.23	-25	-4.23	-64.22	-39.39	3.66	13.82	V
									V
									V
									V
									V
Highest	7650	-43.40	-25	-18.40	-70.86	-52.91	2.38	11.89	H
	10206	-36.03	-25	-11.03	-67.95	-45.62	2.70	12.28	H
	15300	-33.67	-25	-8.67	-67.89	-43.97	3.72	14.02	H
									H
									H
									H
									H
	7650	-44.38	-25	-19.38	-71.83	-53.89	2.38	11.89	V
	10206	-39.55	-25	-14.55	-70.74	-49.14	2.70	12.28	V
	15300	-29.09	-25	-4.09	-64.15	-39.39	3.72	14.02	V
									V
									V
									V
									V

Remark: Spurious emissions within 30-1000MHz were found more than 20dB below limit line.