

CERTIFICATE OF CALIBRATION

ISSUED BY **UL INTERNATIONAL (UK) LTD**

DATE OF ISSUE: 11/Oct/2021

CERTIFICATE NUMBER : 14030223JD01A



5772

UL INTERNATIONAL (UK) LTD
UNIT 1-3 HORIZON
KINGSLAND PARK, WADE ROAD
BASINGSTOKE, HAMPSHIRE
RG24 8AH, UK
TEL: +44 (0) 1256 312100
FAX: +44 (0) 1256 312001
Email: LST.UK.Calibration@ul.com



Page 1 of 6

APPROVED SIGNATORY

A handwritten signature in black ink, appearing to read 'M. Naseer'.

.....
Naseer Mirza

Customer :

UL LLC
12 Laboratory Dr.
RTP, NC 27709 USA

Equipment Details:

Description:	Dipole Validation Kit	Date of Receipt:	04/Oct/2021
Manufacturer:	Speag		
Type/Model Number:	D750V3		
Serial Number:	1139		
Calibration Date:	06/Oct/2021		
Calibrated By:	Masood Khan Test Engineer		

Signature:

A handwritten signature in black ink, appearing to read 'Masood Khan'.

All Calibration have been conducted in the closed laboratory facility: Lab Temperature (22±3) °C and humidity < 70%

This certificate is issued in accordance with the laboratory accreditation requirements of the United Kingdom Accreditation Service. It provides traceability of measurement to the SI system of units and/or to units of measurement realised at the National Physical Laboratory or other recognised national metrology institutes. This certificate may not be reproduced other than in full, except with the prior written approval of the issuing laboratory.

Use of the UKAS mark demonstrates that compliance with the requirements of BS/EN/ISO/IEC 17025:2017 has been independently assessed.

CERTIFICATE OF CALIBRATION

ISSUED BY UL INTERNATIONAL (UK) LTD

UKAS Accredited Calibration Laboratory No. 5772

CERTIFICATE
NUMBER :
14030223JD01A

Page 2 of 6

The calibration methods and procedures used were as detailed in:

1. **IEC 62209-1:2016:** Procedure to determine the specific absorption rate (SAR) for hand-held devices used in close proximity to the ear (frequency range of 300 MHz to 3 GHz)
2. **IEC 62209-2:2010:** Procedure to determine the specific absorption rate (SAR) for wireless communication devices used in close proximity to the human body (frequency range of 30 MHz to 6 GHz)
3. **IEEE 1528: 2013:** IEEE Recommended Practice for Determining the Peak Spatial-Average Specific Absorption Rate (SAR) in the Human Head from Wireless Communication Devices: Measurement Techniques
4. FCC KDB Publication Number: “**KDB865664 D01 SAR Measurement 100 MHz to 6 GHz**”
5. **DASY 6 System Handbook**
6. **Dipole Calibration Procedure V1.2:** Calibration performed as per internal procedure

The measuring equipment used to perform the calibration, documented in this certificate has been calibrated in accordance with the manufacturers' recommendations, and is traceable to recognized national standards.

UL No.	Instrument	Manufacturer	Type No.	Serial No.	Date Last Calibrated	Cal. Interval (Months)
PRE0135115	Data Acquisition Electronics	SPEAG	DAE4	1438	12 Apr 2021	12
PRE0178314	Probe	SPEAG	EX3DV4	3995	16 Mar 2021	12
PRE0135601	Dipole	SPEAG	D750V3	SN1147	06 Oct 2021	12
PRE0151451	Power Monitoring Kit	Art-Fi	ART 100850-01	0001	Cal as part of System	-
PRE0151441	Power Sensor	Rhode & Schwarz	NRP8S	102481	22 Mar 2021	12
M2028	Vector Network Analyser	Keysight Technologies	E5071C	MY46521873	20 Jul 2021	12
M2029	Calibration Kit	Keysight Technologies	N4691B	MY46181255	02 Aug 2021	12
PRE0134063	Signal Generator	HP	8648C	3537A01598	03 Mar 2021	12
PRE0135028	Signal Generator	R&S	SME 06	831377/005	29 Mar 2021	12

CERTIFICATE OF CALIBRATION

ISSUED BY UL INTERNATIONAL (UK) LTD

UKAS Accredited Calibration Laboratory No. 5772

CERTIFICATE
NUMBER :
14030223JD01A

Page 3 of 6

SAR System Specification

Robot System Positioner:	Stäubli Unimation Corp. Robot Model: TX60L
Robot Serial Number:	F17/5ENYG1/A/01
DASY Version:	cDASY16.0.0.116
Phantom:	Flat section of SAM Twin Phantom
Distance Dipole Centre:	15 mm (with spacer)
Frequency:	750 MHz

Dielectric Property Measurements – Head Simulating Liquid (HSL)

Simulant Liquid	Frequency (MHz)	Room Temp		Liquid Temp		Parameters	Target Value	Measured Value	Uncertainty (%)
		Start	End	Start	End				
Head	750	20.9 °C	21.0 °C	21.8 °C	21.3 °C	ϵ_r	41.94	42.71	± 5%
						σ	0.89	0.91	± 5%

SAR Results – Head Simulating Liquid (HSL)

Simulant Liquid	SAR Measured	250 mW input Power	Normalised to 1.00 W	Uncertainty (%)
Head	SAR averaged over 1g	2.04 W/Kg	8.12 W/Kg	+16.80 / -16.43%
	SAR averaged over 10g	1.36 W/Kg	5.41 W/Kg	+16.72 / -16.42%

Antenna Parameters – Head Simulating Liquid (HSL)

Simulant Liquid	Parameter	Measured Level	Uncertainty (%)
Head	Impedance	46.64 2.23j Ω	± 3.01
	Return Loss	27.53	± 2.97

CERTIFICATE OF CALIBRATION

ISSUED BY UL INTERNATIONAL (UK) LTD

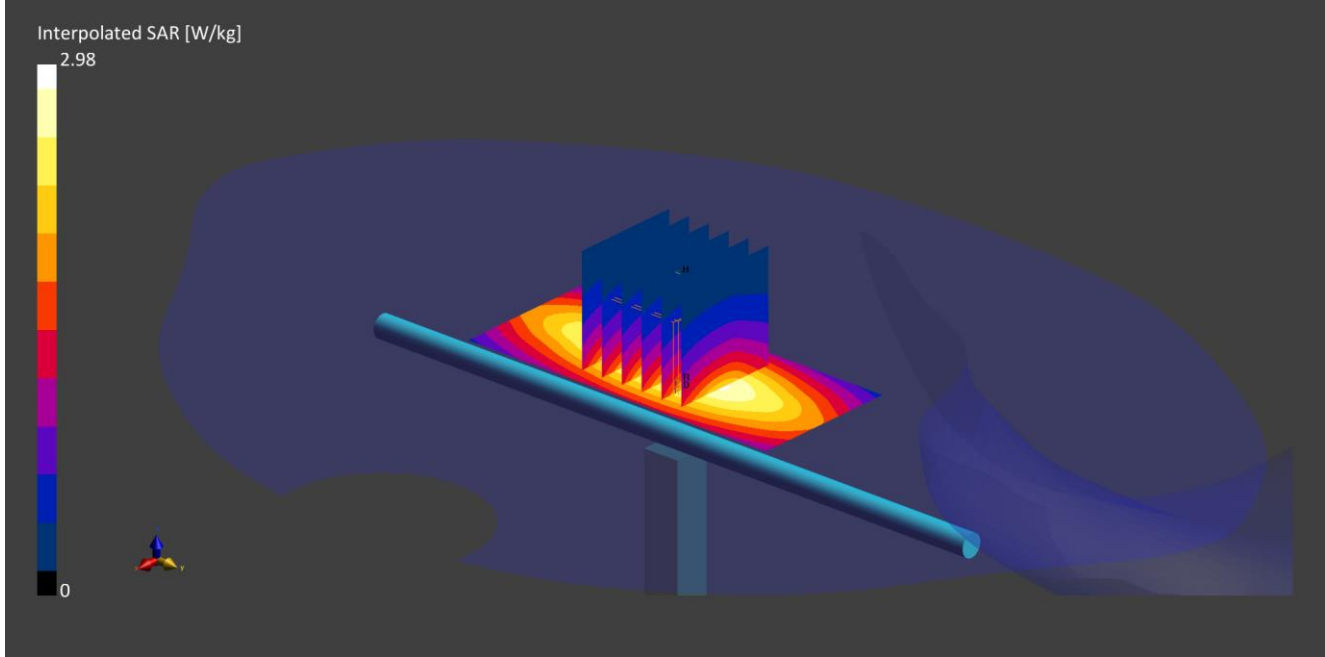
UKAS Accredited Calibration Laboratory No. 5772

CERTIFICATE
NUMBER :
14030223JD01A

Page 4 of 6

DASY Validation Scan for Head Stimulating Liquid (HSL)

DUT: D750V3; Type: Dipole; Serial: SN1139;



Communication System: CW UID: 0; Frequency: 750.0 MHz; Duty Cycle: 1;
Medium: HSL; Site65_04Oct2021_115853_Head - 750 900 1750 2450 5250 5600 5750 5%;
Medium parameters used: $f = 750.0$ MHz; $\sigma = 0.905$ S/m; $\epsilon_r = 42.7$; $\rho = 1000$ kg/m³; $\Delta\epsilon_r = 1.84$ %; $\Delta\sigma = 1.27$ %; No correction

Phantom section: Flat;

DASY 6 Configuration:

- Laboratory Name: Site65;
- Probe: EX3DV4 - SN7496; ConvF(10.34, 10.34, 10.34); Calibrated: 16 Mar 2021
- Sensor-Surface: 1.4 mm; VMS + 6p
- Electronics: DAE4 - SN1438; Calibrated: 12 Apr 2021
- Phantom: Twin-SAM V8.0 (30deg probe tilt); Serial: 1945
- Measurement SW: cDASY16.0.0.116

Area Scan (40x90): Interpolated grid: dx=10 mm, dy=15 mm

Zoom Scan1(30x30x30): Measurement grid: dx=6 mm, dy=6 mm, dz=1.5 mm; Grading Ratio: 1.5; Reference Value = 2.350 V/m; Power Drift = 0.01 dB

Minimum horizontal 3dB distance: 17.2 mm;

Vertical M2/M1 Ratio: 89.5 %;

SAR(1 g) = 2.040 W/kg; SAR(10 g) = 1.360 W/kg

CERTIFICATE OF CALIBRATION

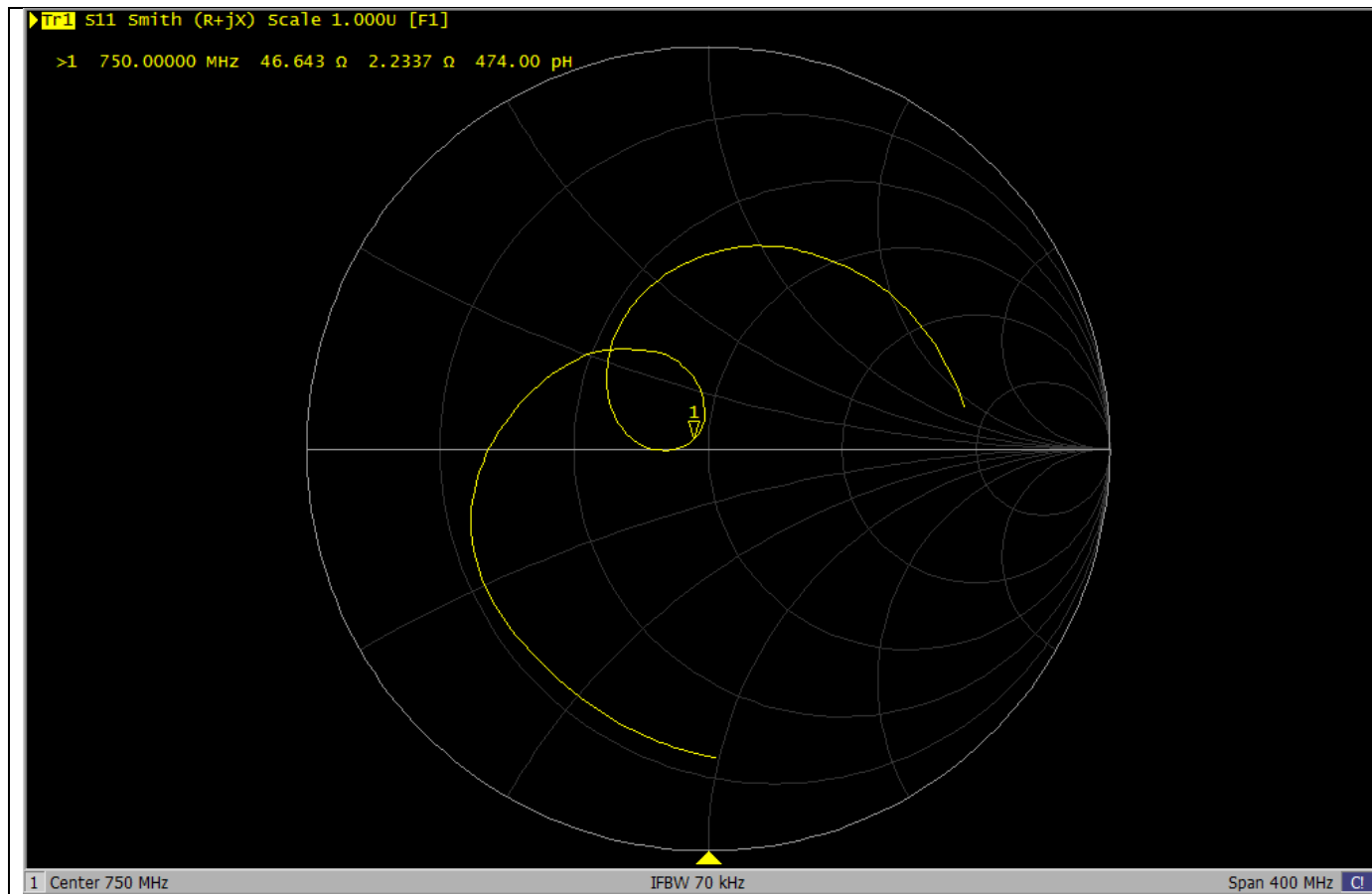
ISSUED BY UL INTERNATIONAL (UK) LTD

UKAS Accredited Calibration Laboratory No. 5772

CERTIFICATE
NUMBER :
14030223JD01A

Page 5 of 6

Impedance Measurement Plot for Head Stimulating Liquid (HSL)



CERTIFICATE OF CALIBRATION

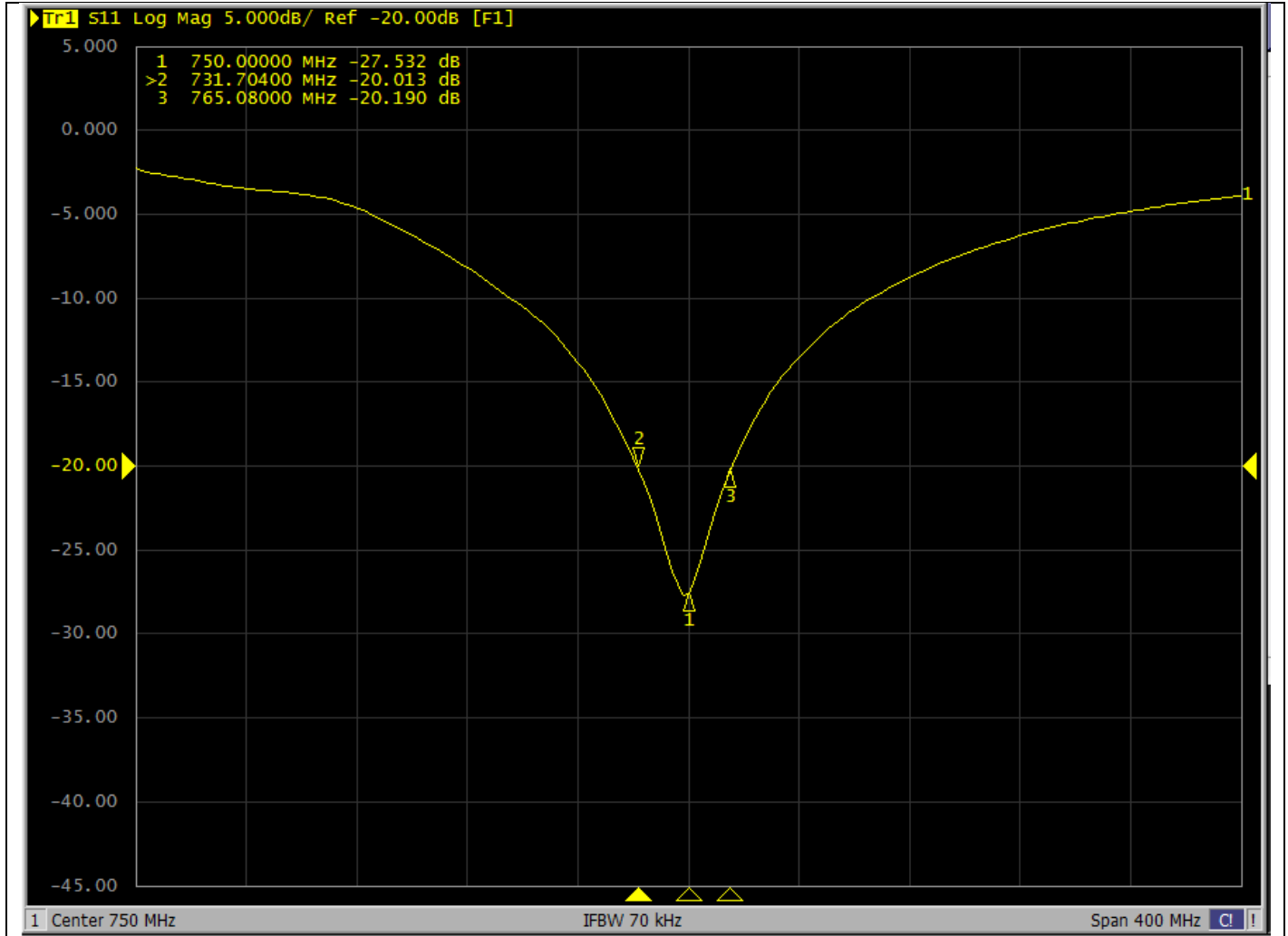
ISSUED BY UL INTERNATIONAL (UK) LTD

UKAS Accredited Calibration Laboratory No. 5772


CERTIFICATE
NUMBER :
14030223JD01A


Page 6 of 6


Return Loss Measurement Plot for Head Stimulating Liquid (HSL)



Calibration Certificate Label:

 <p>UKAS CALIBRATION 5772</p>	<p>UL INTERNATIONAL (UK) LTD Tel: +44 (0) 1256312100</p> <p>Certificate Number: 14030223JD01A</p> <p>Instrument ID: 1139</p> <p>Calibration Date: 06/Oct/2021</p> <p>Calibration Due Date:</p>
--	--

 <p>UKAS CALIBRATION 5772</p>	<p>UL INTERNATIONAL (UK) LTD Tel: +44 (0) 1256312100</p> <p>Certificate Number: 14030223JD01A</p> <p>Instrument ID: 1139</p> <p>Calibration Date: 06/Oct/2021</p> <p>Calibration Due Date:</p>
--	--

 <p>UKAS CALIBRATION 5772</p>	<p>UL INTERNATIONAL (UK) LTD Tel: +44 (0) 1256312100</p> <p>Certificate Number: 14030223JD01A</p> <p>Instrument ID: 1139</p> <p>Calibration Date: 06/Oct/2021</p> <p>Calibration Due Date:</p>
--	--

CERTIFICATE OF CALIBRATION

ISSUED BY **UL INTERNATIONAL (UK) LTD**

DATE OF ISSUE: 11/Oct/2021

CERTIFICATE NUMBER : 14030223JD01B



5772

UL INTERNATIONAL (UK) LTD
UNIT 1-3 HORIZON
KINGSLAND PARK, WADE ROAD
BASINGSTOKE, HAMPSHIRE
RG24 8AH, UK
TEL: +44 (0) 1256 312100
FAX: +44 (0) 1256 312001
Email: LST.UK.Calibration@ul.com



Page 1 of 6

APPROVED SIGNATORY

A handwritten signature in black ink, appearing to read 'M. Naseer'.

.....
Naseer Mirza

Customer :

UL LLC
12 Laboratory Dr.
RTP, NC 27709 USA

Equipment Details:

Description:	Dipole Validation Kit	Date of Receipt:	04/Oct/2021
Manufacturer:	Speag		
Type/Model Number:	D900V2		
Serial Number:	1d180		
Calibration Date:	06/Oct/2021		
Calibrated By:	Masood Khan Test Engineer		

Signature:

A handwritten signature in black ink, appearing to read 'Masood Khan'.

All Calibration have been conducted in the closed laboratory facility: Lab Temperature (22±3) °C and humidity < 70%

This certificate is issued in accordance with the laboratory accreditation requirements of the United Kingdom Accreditation Service. It provides traceability of measurement to the SI system of units and/or to units of measurement realised at the National Physical Laboratory or other recognised national metrology institutes. This certificate may not be reproduced other than in full, except with the prior written approval of the issuing laboratory.

Use of the UKAS mark demonstrates that compliance with the requirements of BS/EN/ISO/IEC 17025:2017 has been independently assessed.

CERTIFICATE OF CALIBRATION

ISSUED BY UL INTERNATIONAL (UK) LTD

UKAS Accredited Calibration Laboratory No. 5772

CERTIFICATE
NUMBER :
14030223JD01B

Page 2 of 6

The calibration methods and procedures used were as detailed in:

1. **IEC 62209-1:2016**: Procedure to determine the specific absorption rate (SAR) for hand-held devices used in close proximity to the ear (frequency range of 300 MHz to 3 GHz)
2. **IEC 62209-2:2010**: Procedure to determine the specific absorption rate (SAR) for wireless communication devices used in close proximity to the human body (frequency range of 30 MHz to 6 GHz)
3. **IEEE 1528: 2013**: IEEE Recommended Practice for Determining the Peak Spatial-Average Specific Absorption Rate (SAR) in the Human Head from Wireless Communication Devices: Measurement Techniques
4. FCC KDB Publication Number: “**KDB865664 D01 SAR Measurement 100 MHz to 6 GHz**”
5. **DASY 6 System Handbook**
6. **Dipole Calibration Procedure V1.2**: Calibration performed as per internal procedure

The measuring equipment used to perform the calibration, documented in this certificate has been calibrated in accordance with the manufacturers' recommendations, and is traceable to recognized national standards.

UL No.	Instrument	Manufacturer	Type No.	Serial No.	Date Last Calibrated	Cal. Interval (Months)
PRE0135115	Data Acquisition Electronics	SPEAG	DAE4	1438	12 Apr 2021	12
PRE0178314	Probe	SPEAG	EX3DV4	3995	16 Mar 2021	12
PRE0134199	Dipole	SPEAG	D900V2	SN035	15 Feb 2021	12
PRE0151451	Power Monitoring Kit	Art-Fi	ART 100850-01	0001	Cal as part of System	-
PRE0151441	Power Sensor	Rhode & Schwarz	NRP8S	102481	22 Mar 2021	12
M2028	Vector Network Analyser	Keysight Technologies	E5071C	MY46521873	20 Jul 2021	12
M2029	Calibration Kit	Keysight Technologies	N4691B	MY46181255	02 Aug 2021	12
PRE0134063	Signal Generator	HP	8648C	3537A01598	03 Mar 2021	12
PRE0135028	Signal Generator	R&S	SME 06	831377/005	29 Mar 2021	12

CERTIFICATE OF CALIBRATION

ISSUED BY UL INTERNATIONAL (UK) LTD

UKAS Accredited Calibration Laboratory No. 5772

CERTIFICATE
NUMBER :
14030223JD01B

Page 3 of 6

SAR System Specification

Robot System Positioner:	Stäubli Unimation Corp. Robot Model: TX60L
Robot Serial Number:	F17/5ENYG1/A/01
DASY Version:	cDASY16.0.0.116
Phantom:	Flat section of SAM Twin Phantom
Distance Dipole Centre:	15 mm (with spacer)
Frequency:	900 MHz

Dielectric Property Measurements – Head Simulating Liquid (HSL)

Simulant Liquid	Frequency (MHz)	Room Temp		Liquid Temp		Parameters	Target Value	Measured Value	Uncertainty (%)
		Start	End	Start	End				
Head	900	21.1 °C	20.9 °C	21.8 °C	21.2 °C	ϵ_r	41.50	42.32	± 5%
						σ	0.97	0.96	± 5%

SAR Results – Head Simulating Liquid (HSL)

Simulant Liquid	SAR Measured	250 mW input Power	Normalised to 1.00 W	Uncertainty (%)
Head	SAR averaged over 1g	2.67 W/Kg	10.63 W/Kg	+16.80 / -16.43%
	SAR averaged over 10g	1.75 W/Kg	6.97 W/Kg	+16.72 / -16.42%

Antenna Parameters – Head Simulating Liquid (HSL)

Simulant Liquid	Parameter	Measured Level	Uncertainty (%)
Head	Impedance	47.97 -0.564j Ω	± 3.01
	Return Loss	33.79	± 3.34

CERTIFICATE OF CALIBRATION

ISSUED BY UL INTERNATIONAL (UK) LTD

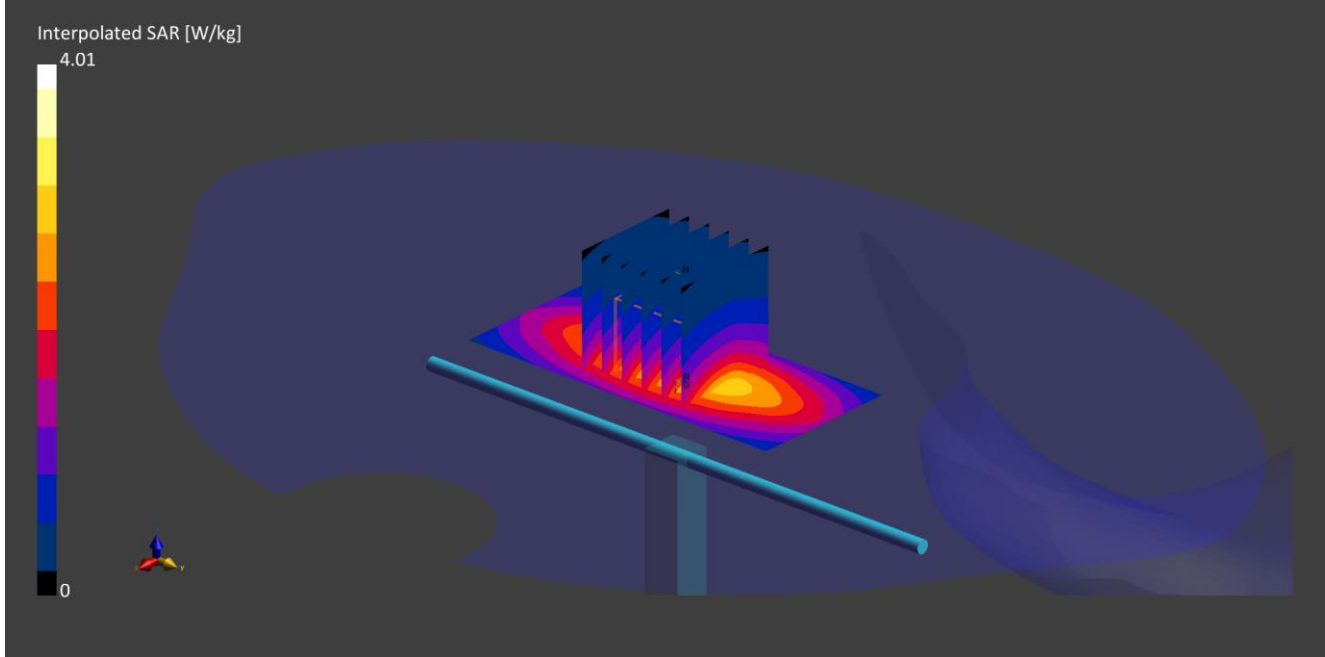
UKAS Accredited Calibration Laboratory No. 5772

CERTIFICATE
NUMBER :
14030223JD01B

Page 4 of 6

DASY Validation Scan for Head Stimulating Liquid (HSL)

DUT: D900V2; Type: Dipole; Serial: SN1d180;



Communication System: CW UID: 0; Frequency: 900.0 MHz; Duty Cycle: 1;
Medium: HSL; Site65_04Oct2021_115853_Head - 750 900 1750 2450 5250 5600 5750 5%;
Medium parameters used: $f = 900.0$ MHz; $\sigma = 0.96$ S/m; $\epsilon_r = 42.3$; $\rho = 1000$ kg/m³; $\Delta\epsilon_r = 1.97$ %; $\Delta\sigma = -1.06$ %; No correction

Phantom section: Flat;

DASY 6 Configuration:

- Laboratory Name: Site65;
- Probe: EX3DV4 - SN7496; ConvF(9.7, 9.7, 9.7); Calibrated: 16 Mar 2021
- Sensor-Surface: 1.4 mm; VMS + 6p
- Electronics: DAE4 - SN1438; Calibrated: 12 Apr 2021
- Phantom: Twin-SAM V8.0 (30deg probe tilt); Serial: 1945
- Measurement SW: cDASY16.0.0.116

Area Scan (40x90): Interpolated grid: dx=10 mm, dy=15 mm

Zoom Scan1(30x30x30): Measurement grid: dx=6 mm, dy=6 mm, dz=1.5 mm; Grading Ratio: 1.5; Reference Value = 3.110 V/m; Power Drift = -0.02 dB

Minimum horizontal 3dB distance: 18.0 mm;

Vertical M2/M1 Ratio: 88.7 %;

SAR(1 g) = 2.670 W/kg; SAR(10 g) = 1.750 W/kg

CERTIFICATE OF CALIBRATION

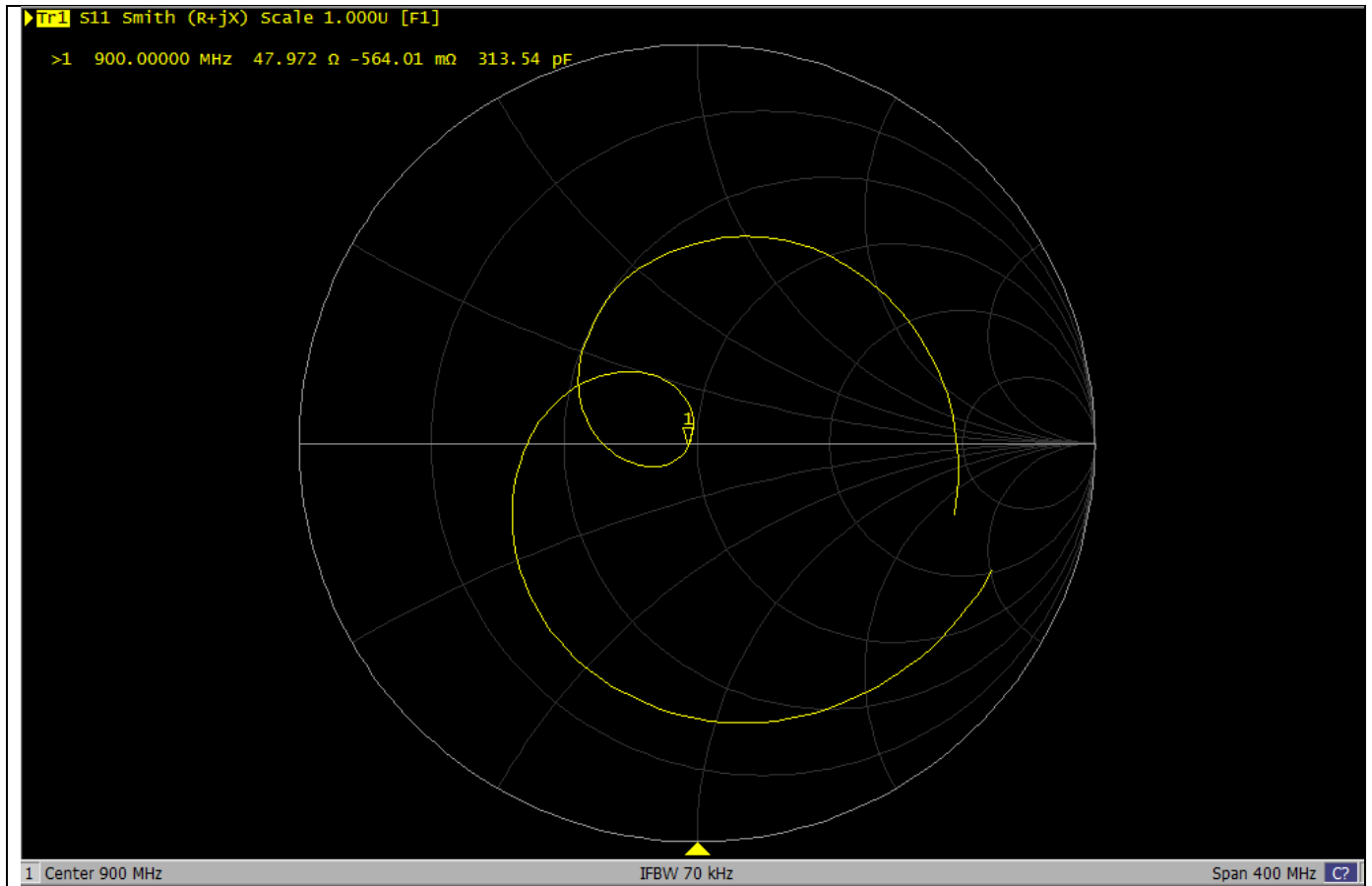
ISSUED BY UL INTERNATIONAL (UK) LTD

UKAS Accredited Calibration Laboratory No. 5772

CERTIFICATE
NUMBER :
14030223JD01B

Page 5 of 6

Impedance Measurement Plot for Head Stimulating Liquid (HSL)



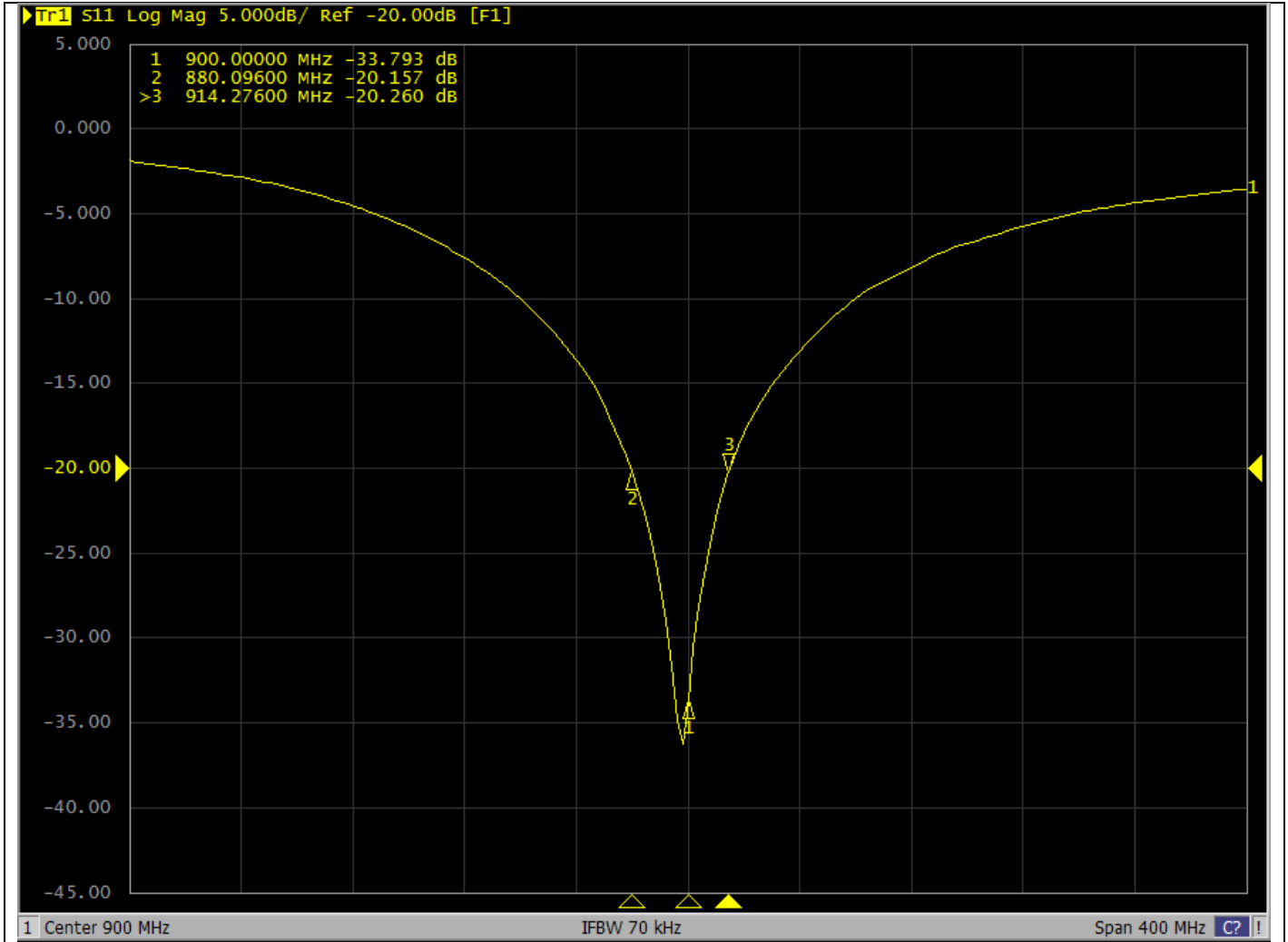
CERTIFICATE OF CALIBRATION ISSUED BY UL INTERNATIONAL (UK) LTD

UKAS Accredited Calibration Laboratory No. 5772


CERTIFICATE
NUMBER :
14030223JD01B


Page 6 of 6


Return Loss Measurement Plot for Head Stimulating Liquid (HSL)



Calibration Certificate Label:

 <p>UKAS CALIBRATION 5772</p>	<p>UL INTERNATIONAL (UK) LTD Tel: +44 (0) 1256312100</p> <p>Certificate Number: 14030223JD01B</p> <p>Instrument ID: 1d180</p> <p>Calibration Date: 06/Oct/2021</p> <p>Calibration Due Date:</p>
--	---

 <p>UKAS CALIBRATION 5772</p>	<p>UL INTERNATIONAL (UK) LTD Tel: +44 (0) 1256312100</p> <p>Certificate Number: 14030223JD01B</p> <p>Instrument ID: 1d180</p> <p>Calibration Date: 06/Oct/2021</p> <p>Calibration Due Date:</p>
--	---

 <p>UKAS CALIBRATION 5772</p>	<p>UL INTERNATIONAL (UK) LTD Tel: +44 (0) 1256312100</p> <p>Certificate Number: 14030223JD01B</p> <p>Instrument ID: 1d180</p> <p>Calibration Date: 06/Oct/2021</p> <p>Calibration Due Date:</p>
--	---

CERTIFICATE OF CALIBRATION

ISSUED BY **UL INTERNATIONAL (UK) LTD**

DATE OF ISSUE: 14/Oct/2021

CERTIFICATE NUMBER : 14030223JD01C



5772

UL INTERNATIONAL (UK) LTD
UNIT 1-3 HORIZON
KINGSLAND PARK, WADE ROAD
BASINGSTOKE, HAMPSHIRE
RG24 8AH, UK
TEL: +44 (0) 1256 312100
FAX: +44 (0) 1256 312001
Email: LST.UK.Calibration@ul.com



Page 1 of 6

APPROVED SIGNATORY

.....
Naseer Mirza

Customer :

UL LLC
12 Laboratory Dr.
RTP, NC 27709 USA

Equipment Details:

Description:	Dipole Validation Kit	Date of Receipt:	04/Oct/2021
Manufacturer:	Speag		
Type/Model Number:	D1750V2		
Serial Number:	1136		
Calibration Date:	12/Oct/2021		
Calibrated By:	Masood Khan Test Engineer		

Signature:

All Calibration have been conducted in the closed laboratory facility: Lab Temperature (22±3) °C and humidity < 70%

This certificate is issued in accordance with the laboratory accreditation requirements of the United Kingdom Accreditation Service. It provides traceability of measurement to the SI system of units and/or to units of measurement realised at the National Physical Laboratory or other recognised national metrology institutes. This certificate may not be reproduced other than in full, except with the prior written approval of the issuing laboratory.

Use of the UKAS mark demonstrates that compliance with the requirements of BS/EN/ISO/IEC 17025:2017 has been independently assessed.

CERTIFICATE OF CALIBRATION

ISSUED BY UL INTERNATIONAL (UK) LTD

UKAS Accredited Calibration Laboratory No. 5772

CERTIFICATE
NUMBER :
14030223JD01C

Page 2 of 6

The calibration methods and procedures used were as detailed in:

1. **IEC 62209-1:2016:** Procedure to determine the specific absorption rate (SAR) for hand-held devices used in close proximity to the ear (frequency range of 300 MHz to 3 GHz)
2. **IEC 62209-2:2010:** Procedure to determine the specific absorption rate (SAR) for wireless communication devices used in close proximity to the human body (frequency range of 30 MHz to 6 GHz)
3. **IEEE 1528: 2013:** IEEE Recommended Practice for Determining the Peak Spatial-Average Specific Absorption Rate (SAR) in the Human Head from Wireless Communication Devices: Measurement Techniques
4. FCC KDB Publication Number: “**KDB865664 D01 SAR Measurement 100 MHz to 6 GHz**”
5. **DASY 6 System Handbook**
6. **Dipole Calibration Procedure V1.2:** Calibration performed as per internal procedure

The measuring equipment used to perform the calibration, documented in this certificate has been calibrated in accordance with the manufacturers' recommendations, and is traceable to recognized national standards.

UL No.	Instrument	Manufacturer	Type No.	Serial No.	Date Last Calibrated	Cal. Interval (Months)
PRE0135115	Data Acquisition Electronics	SPEAG	DAE4	1438	12 Apr 2021	12
PRE0178314	Probe	SPEAG	EX3DV4	3995	16 Mar 2021	12
PRE0178321	Dipole	SPEAG	D1800V2	SN2d218	09 Mar 2021	12
PRE0151451	Power Monitoring Kit	Art-Fi	ART 100850-01	0001	Cal as part of System	-
PRE0151441	Power Sensor	Rhode & Schwarz	NRP8S	102481	22 Mar 2021	12
M2028	Vector Network Analyser	Keysight Technologies	E5071C	MY46521873	20 Jul 2021	12
M2029	Calibration Kit	Keysight Technologies	N4691B	MY46181255	02 Aug 2021	12
PRE0134063	Signal Generator	HP	8648C	3537A01598	03 Mar 2021	12
PRE0135028	Signal Generator	R&S	SME 06	831377/005	29 Mar 2021	12

CERTIFICATE OF CALIBRATION

ISSUED BY UL INTERNATIONAL (UK) LTD

UKAS Accredited Calibration Laboratory No. 5772

CERTIFICATE
NUMBER :
14030223JD01C

Page 3 of 6

SAR System Specification

Robot System Positioner:	Stäubli Unimation Corp. Robot Model: TX60L
Robot Serial Number:	F17/5ENYG1/A/01
DASY Version:	cDASY16.0.0.116
Phantom:	Flat section of SAM Twin Phantom
Distance Dipole Centre:	10 mm (with spacer)
Frequency:	1750 MHz

Dielectric Property Measurements – Head Simulating Liquid (HSL)

Simulant Liquid	Frequency (MHz)	Room Temp		Liquid Temp		Parameters	Target Value	Measured Value	Uncertainty (%)
		Start	End	Start	End				
Head	1750	21.2 °C	20.6 °C	21.5 °C	21.0 °C	ϵ_r	40.08	40.89	± 5%
						σ	1.37	1.32	± 5%

SAR Results – Head Simulating Liquid (HSL)

Simulant Liquid	SAR Measured	250 mW input Power	Normalised to 1.00 W	Uncertainty (%)
Head	SAR averaged over 1g	8.65 W/Kg	34.44 W/Kg	+16.80 / -16.43%
	SAR averaged over 10g	4.68 W/Kg	18.63 W/Kg	+16.72 / -16.42%

Antenna Parameters – Head Simulating Liquid (HSL)

Simulant Liquid	Parameter	Measured Level	Uncertainty (%)
Head	Impedance	50.78 0.15j Ω	± 3.01
	Return Loss	42.08	± 3.34

CERTIFICATE OF CALIBRATION

ISSUED BY UL INTERNATIONAL (UK) LTD

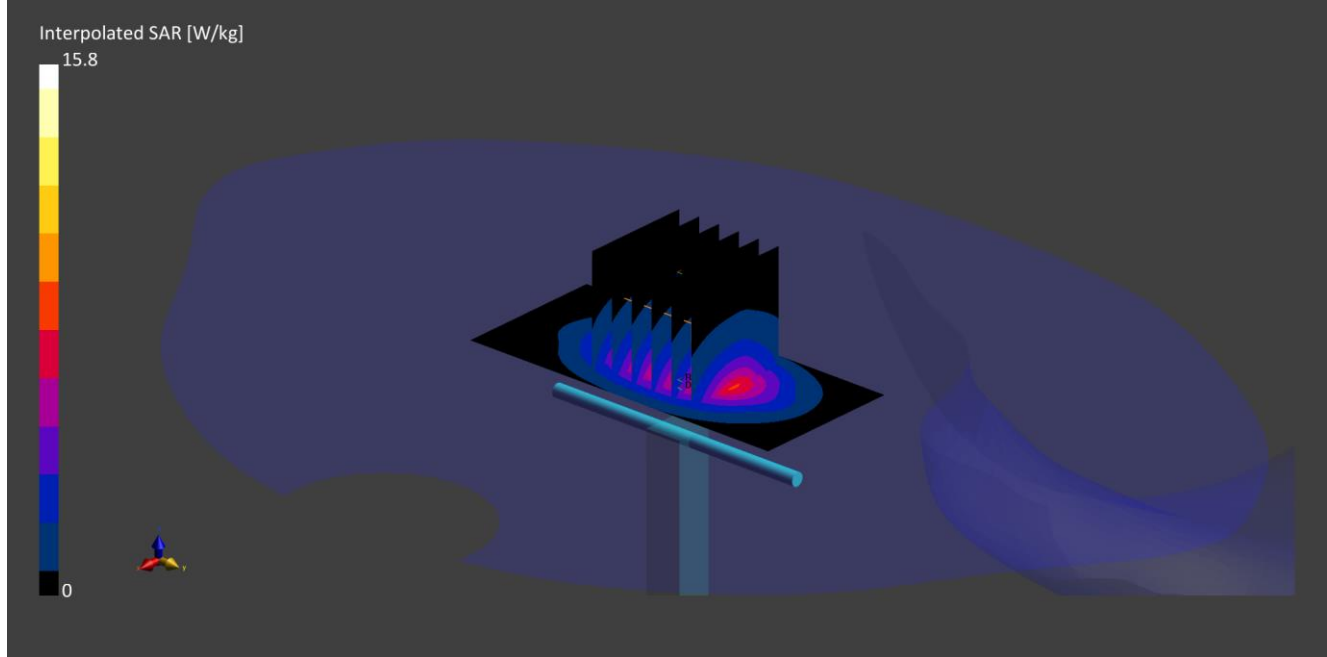
UKAS Accredited Calibration Laboratory No. 5772

CERTIFICATE
NUMBER :
14030223JD01C

Page 4 of 6

DASY Validation Scan for Head Stimulating Liquid (HSL)

DUT: D1750V2; Type: Dipole; Serial: SN1136;



Communication System: CW UID: 0; Frequency: 1750.0 MHz; Duty Cycle: 1;
Medium: HSL; Site65_11Oct2021_131452_Head - 1800 1900 5GHz 5%; Medium parameters
used: $f = 1750.0$ MHz; $\sigma = 1.32$ S/m; $\epsilon_r = 40.9$; $\rho = 1000$ kg/m³; $\Delta\epsilon_r = 2.03$ %; $\Delta\sigma = -3.37$ %; No
correction

Phantom section: Flat;

DASY 6 Configuration:

- Laboratory Name: Site65;
- Probe: EX3DV4 - SN7496; ConvF(8.7, 8.7, 8.7); Calibrated: 16 Mar 2021
- Sensor-Surface: 1.4 mm; VMS + 6p
- Electronics: DAE4 - SN1438; Calibrated: 12 Apr 2021
- Phantom: Twin-SAM V8.0 (30deg probe tilt); Serial: 1945
- Measurement SW: cDASY16.0.0.116

Area Scan (40x90): Interpolated grid: dx=10 mm, dy=15 mm

Zoom Scan1(30x30x30): Measurement grid: dx=6 mm, dy=6 mm, dz=1.5 mm; Grading Ratio:

1.5; Reference Value = 10.660 V/m; Power Drift = 0.00 dB

Minimum horizontal 3dB distance: 9.6 mm;

Vertical M2/M1 Ratio: 83.1 %;

SAR(1 g) = 8.650 W/kg; SAR(10 g) = 4.680 W/kg

CERTIFICATE OF CALIBRATION

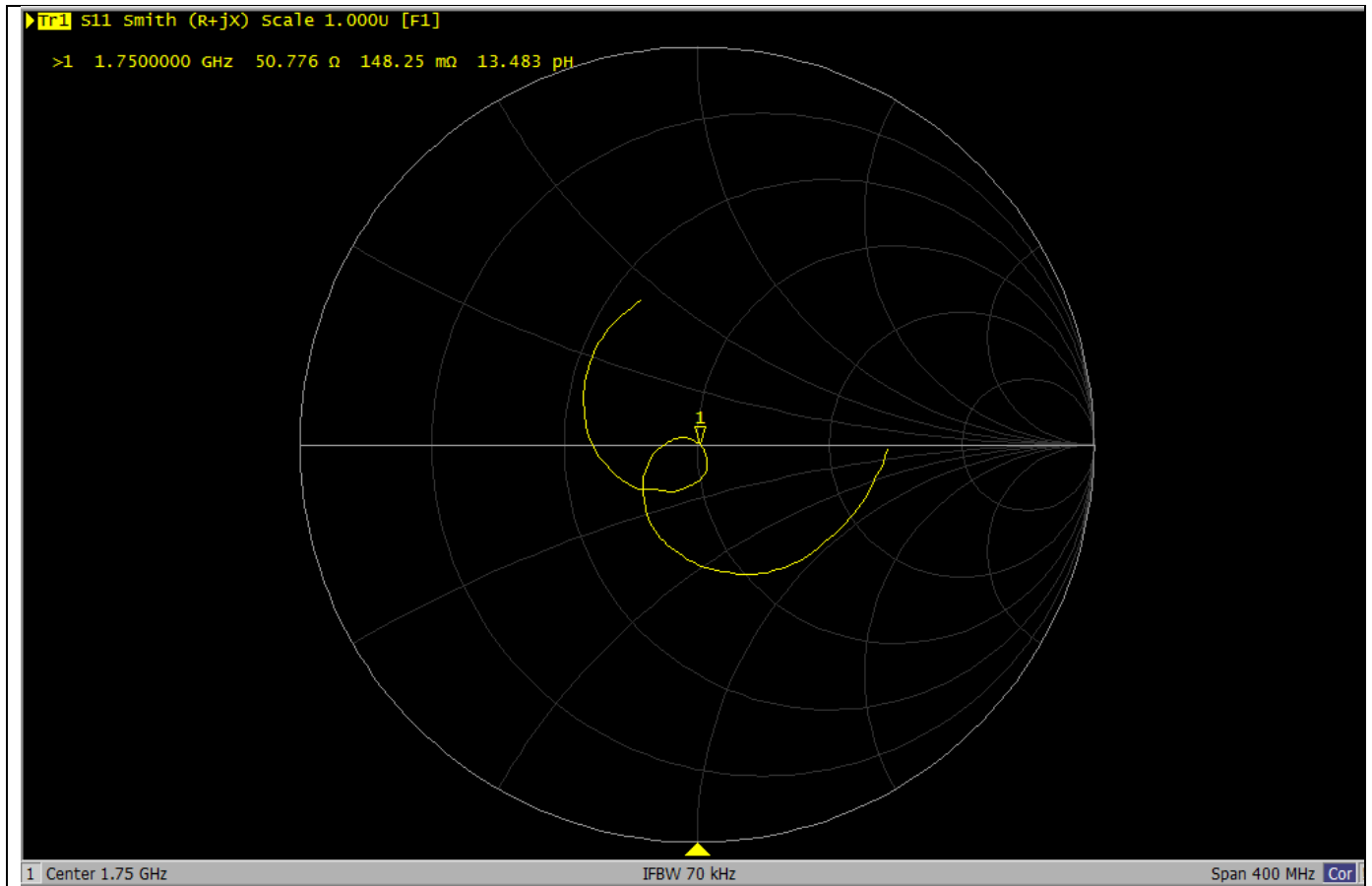
ISSUED BY UL INTERNATIONAL (UK) LTD

UKAS Accredited Calibration Laboratory No. 5772

CERTIFICATE
NUMBER :
14030223JD01C

Page 5 of 6

Impedance Measurement Plot for Head Stimulating Liquid (HSL)



CERTIFICATE OF CALIBRATION

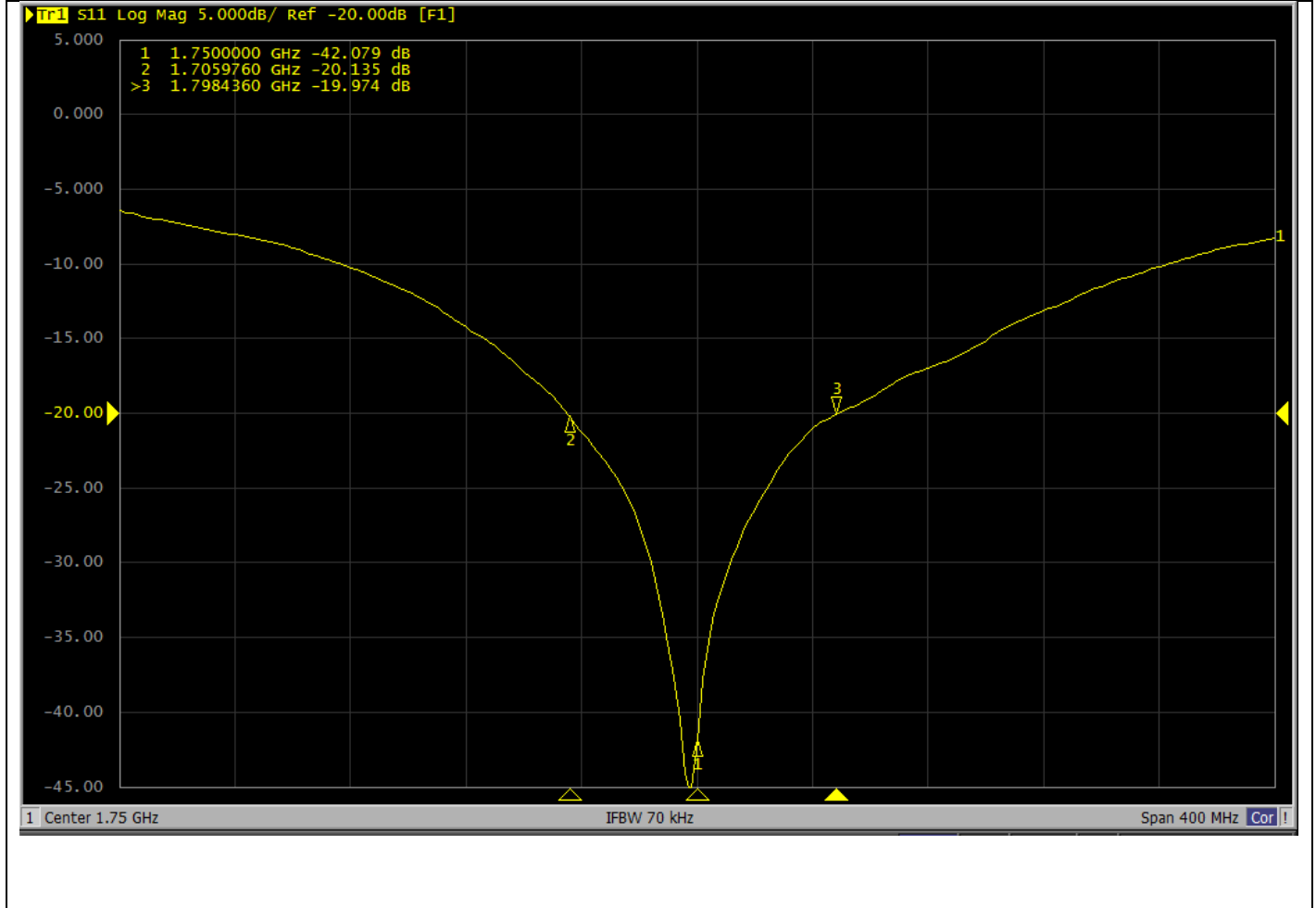
ISSUED BY UL INTERNATIONAL (UK) LTD

UKAS Accredited Calibration Laboratory No. 5772


CERTIFICATE
NUMBER :
14030223JD01C


Page 6 of 6


Return Loss Measurement Plot for Head Stimulating Liquid (HSL)



Calibration Certificate Label:

 <p>UKAS CALIBRATION 5772</p>	<p>UL INTERNATIONAL (UK) LTD Tel: +44 (0) 1256312100</p> <p>Certificate Number: 14030223JD01C</p> <p>Instrument ID: 1136</p> <p>Calibration Date: 12/Oct/2021</p> <p>Calibration Due Date:</p>
--	--

 <p>UKAS CALIBRATION 5772</p>	<p>UL INTERNATIONAL (UK) LTD Tel: +44 (0) 1256312100</p> <p>Certificate Number: 14030223JD01C</p> <p>Instrument ID: 1136</p> <p>Calibration Date: 12/Oct/2021</p> <p>Calibration Due Date:</p>
--	--

 <p>UKAS CALIBRATION 5772</p>	<p>UL INTERNATIONAL (UK) LTD Tel: +44 (0) 1256312100</p> <p>Certificate Number: 14030223JD01C</p> <p>Instrument ID: 1136</p> <p>Calibration Date: 12/Oct/2021</p> <p>Calibration Due Date:</p>
--	--

CERTIFICATE OF CALIBRATION

ISSUED BY **UL INTERNATIONAL (UK) LTD**

DATE OF ISSUE: 11/Oct/2021

CERTIFICATE NUMBER : 14030223JD01D



5772

UL INTERNATIONAL (UK) LTD
UNIT 1-3 HORIZON
KINGSLAND PARK, WADE ROAD
BASINGSTOKE, HAMPSHIRE
RG24 8AH, UK
TEL: +44 (0) 1256 312100
FAX: +44 (0) 1256 312001
Email: LST.UK.Calibration@ul.com



Page 1 of 6

APPROVED SIGNATORY

.....
Naseer Mirza

Customer :

UL LLC
12 Laboratory Dr.
RTP, NC 27709 USA

Equipment Details:

Description:	Dipole Validation Kit	Date of Receipt:	04/Oct/2021
Manufacturer:	Speag		
Type/Model Number:	D1900V2		
Serial Number:	5d202		
Calibration Date:	06/Oct/2021		
Calibrated By:	Masood Khan Test Engineer		

Signature:

All Calibration have been conducted in the closed laboratory facility: Lab Temperature (22±3) °C and humidity < 70%

This certificate is issued in accordance with the laboratory accreditation requirements of the United Kingdom Accreditation Service. It provides traceability of measurement to the SI system of units and/or to units of measurement realised at the National Physical Laboratory or other recognised national metrology institutes. This certificate may not be reproduced other than in full, except with the prior written approval of the issuing laboratory.

Use of the UKAS mark demonstrates that compliance with the requirements of BS/EN/ISO/IEC 17025:2017 has been independently assessed.

CERTIFICATE OF CALIBRATION

ISSUED BY UL INTERNATIONAL (UK) LTD

UKAS Accredited Calibration Laboratory No. 5772

CERTIFICATE
NUMBER :
14030223JD01D

Page 2 of 6

The calibration methods and procedures used were as detailed in:

1. **IEC 62209-1:2016:** Procedure to determine the specific absorption rate (SAR) for hand-held devices used in close proximity to the ear (frequency range of 300 MHz to 3 GHz)
2. **IEC 62209-2:2010:** Procedure to determine the specific absorption rate (SAR) for wireless communication devices used in close proximity to the human body (frequency range of 30 MHz to 6 GHz)
3. **IEEE 1528: 2013:** IEEE Recommended Practice for Determining the Peak Spatial-Average Specific Absorption Rate (SAR) in the Human Head from Wireless Communication Devices: Measurement Techniques
4. FCC KDB Publication Number: “**KDB865664 D01 SAR Measurement 100 MHz to 6 GHz**”
5. **DASY 6 System Handbook**
6. **Dipole Calibration Procedure V1.2:** Calibration performed as per internal procedure

The measuring equipment used to perform the calibration, documented in this certificate has been calibrated in accordance with the manufacturers' recommendations, and is traceable to recognized national standards.

UL No.	Instrument	Manufacturer	Type No.	Serial No.	Date Last Calibrated	Cal. Interval (Months)
PRE0135115	Data Acquisition Electronics	SPEAG	DAE4	1438	12 Apr 2021	12
PRE0178314	Probe	SPEAG	EX3DV4	3995	16 Mar 2021	12
PRE0134198	Dipole	SPEAG	D1900V2	537	16 Feb 2021	12
PRE0151451	Power Monitoring Kit	Art-Fi	ART 100850-01	0001	Cal as part of System	-
PRE0151441	Power Sensor	Rhode & Schwarz	NRP8S	102481	22 Mar 2021	12
M2028	Vector Network Analyser	Keysight Technologies	E5071C	MY46521873	20 Jul 2021	12
M2029	Calibration Kit	Keysight Technologies	N4691B	MY46181255	02 Aug 2021	12
PRE0134063	Signal Generator	HP	8648C	3537A01598	03 Mar 2021	12
PRE0135028	Signal Generator	R&S	SME 06	831377/005	29 Mar 2021	12

CERTIFICATE OF CALIBRATION ISSUED BY UL INTERNATIONAL (UK) LTD

UKAS Accredited Calibration Laboratory No. 5772

CERTIFICATE
NUMBER :
14030223JD01D

Page 3 of 6

SAR System Specification

Robot System Positioner:	Stäubli Unimation Corp. Robot Model: TX60L
Robot Serial Number:	F17/5ENYG1/A/01
DASY Version:	cDASY16.0.0.116
Phantom:	Flat section of SAM Twin Phantom
Distance Dipole Centre:	10 mm (with spacer)
Frequency:	1900 MHz

Dielectric Property Measurements – Head Simulating Liquid (HSL)

Simulant Liquid	Frequency (MHz)	Room Temp		Liquid Temp		Parameters	Target Value	Measured Value	Uncertainty (%)
		Start	End	Start	End				
Head	1900	21.4 °C	20.8 °C	21.4 °C	20.9 °C	ϵ_r	40.00	40.17	± 5%
						σ	1.40	1.37	± 5%

SAR Results – Head Simulating Liquid (HSL)

Simulant Liquid	SAR Measured	250 mW input Power	Normalised to 1.00 W	Uncertainty (%)
Head	SAR averaged over 1g	9.51 W/Kg	37.86 W/Kg	+16.80 / -16.43%
	SAR averaged over 10g	5.09 W/Kg	20.26 W/Kg	+16.72 / -16.42%

Antenna Parameters – Head Simulating Liquid (HSL)

Simulant Liquid	Parameter	Measured Level	Uncertainty (%)
Head	Impedance	51.95 -4.40j Ω	± 3.01
	Return Loss	26.34	± 2.97

CERTIFICATE OF CALIBRATION

ISSUED BY UL INTERNATIONAL (UK) LTD

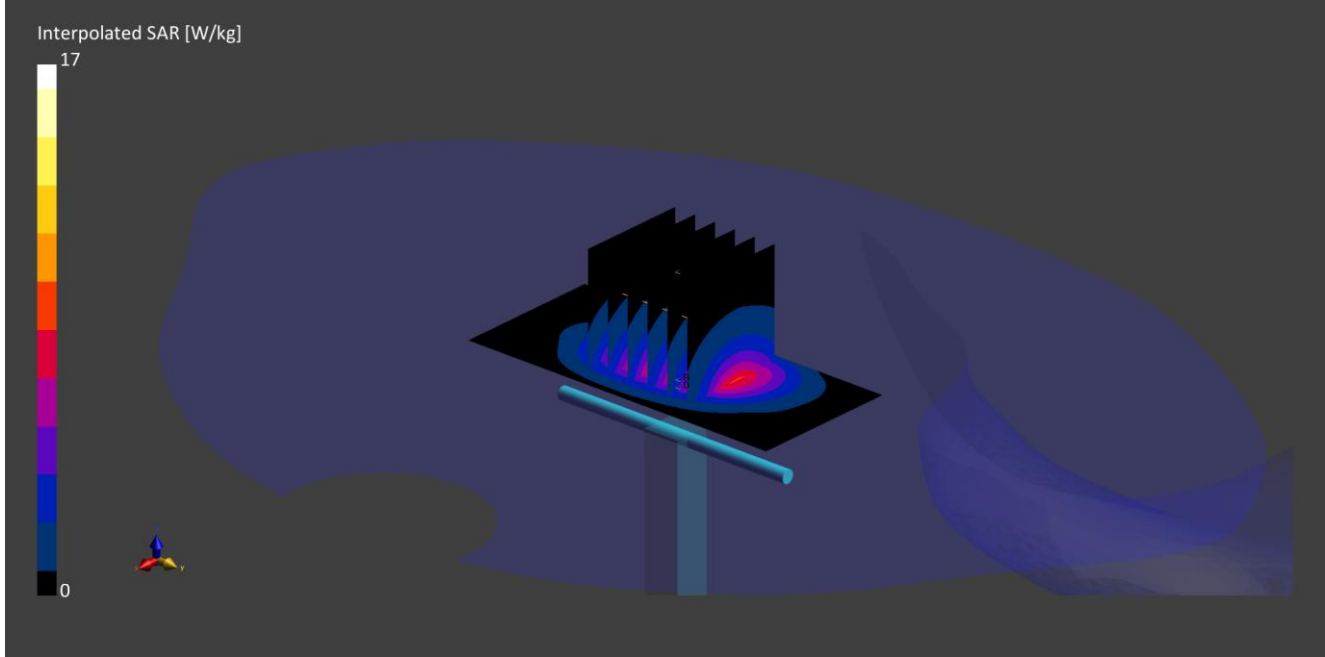
UKAS Accredited Calibration Laboratory No. 5772

CERTIFICATE
NUMBER :
14030223JD01D

Page 4 of 6

DASY Validation Scan for Head Stimulating Liquid (HSL)

DUT: D1900V2; Type: Dipole; Serial: SN5d202;



Communication System: CW UID: 0; Frequency: 1900.0 MHz; Duty Cycle: 1;
Medium: HSL; Site65_04Oct2021_122256_Head - 1900 2100 5%; Medium parameters used: $f = 1900.0$ MHz; $\sigma = 1.37$ S/m; $\epsilon_r = 40.2$; $\rho = 1000$ kg/m³; $\Delta\epsilon_r = 0.44$ %; $\Delta\sigma = -1.83$ %; No correction

Phantom section: Flat;

DASY 6 Configuration:

- Laboratory Name: Site65;
- Probe: EX3DV4 - SN7496; ConvF(8.4, 8.4, 8.4); Calibrated: 16 Mar 2021
- Sensor-Surface: 1.4 mm; VMS + 6p
- Electronics: DAE4 - SN1438; Calibrated: 12 Apr 2021
- Phantom: Twin-SAM V5.0 (30deg probe tilt); Serial: 1818
- Measurement SW: cDASY16.0.0.116

Area Scan (40x90): Interpolated grid: dx=10 mm, dy=15 mm

Zoom Scan1(30x30x30): Measurement grid: dx=6 mm, dy=6 mm, dz=1.5 mm; Grading Ratio: 1.5; Reference Value = 13.320 V/m; Power Drift = -0.03 dB

Minimum horizontal 3dB distance: 9.9 mm;

Vertical M2/M1 Ratio: 85.2 %;

SAR(1 g) = 9.510 W/kg; SAR(10 g) = 5.090 W/kg

CERTIFICATE OF CALIBRATION

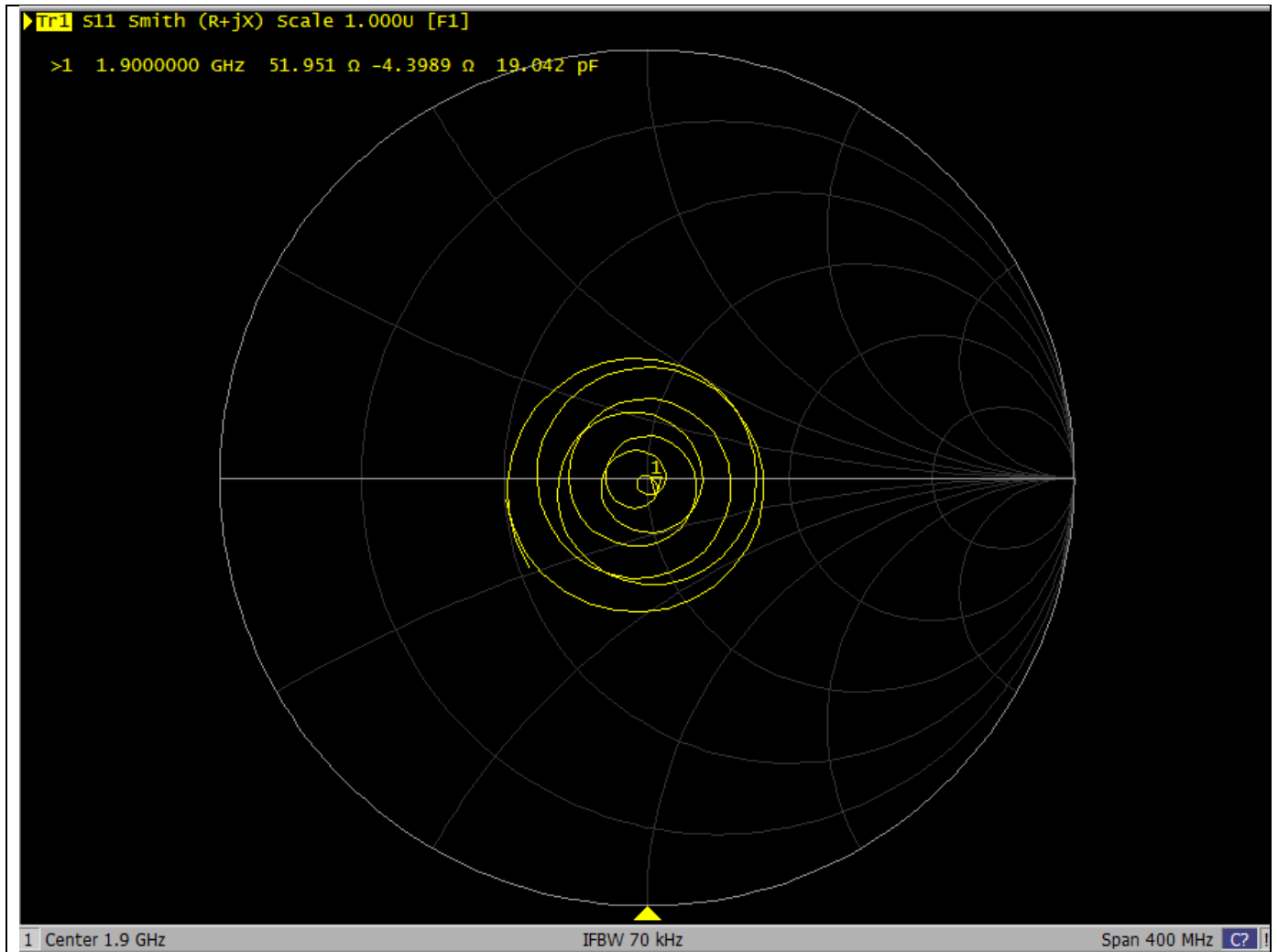
ISSUED BY UL INTERNATIONAL (UK) LTD

UKAS Accredited Calibration Laboratory No. 5772

CERTIFICATE
NUMBER :
14030223JD01D

Page 5 of 6

Impedance Measurement Plot for Head Stimulating Liquid (HSL)



CERTIFICATE OF CALIBRATION

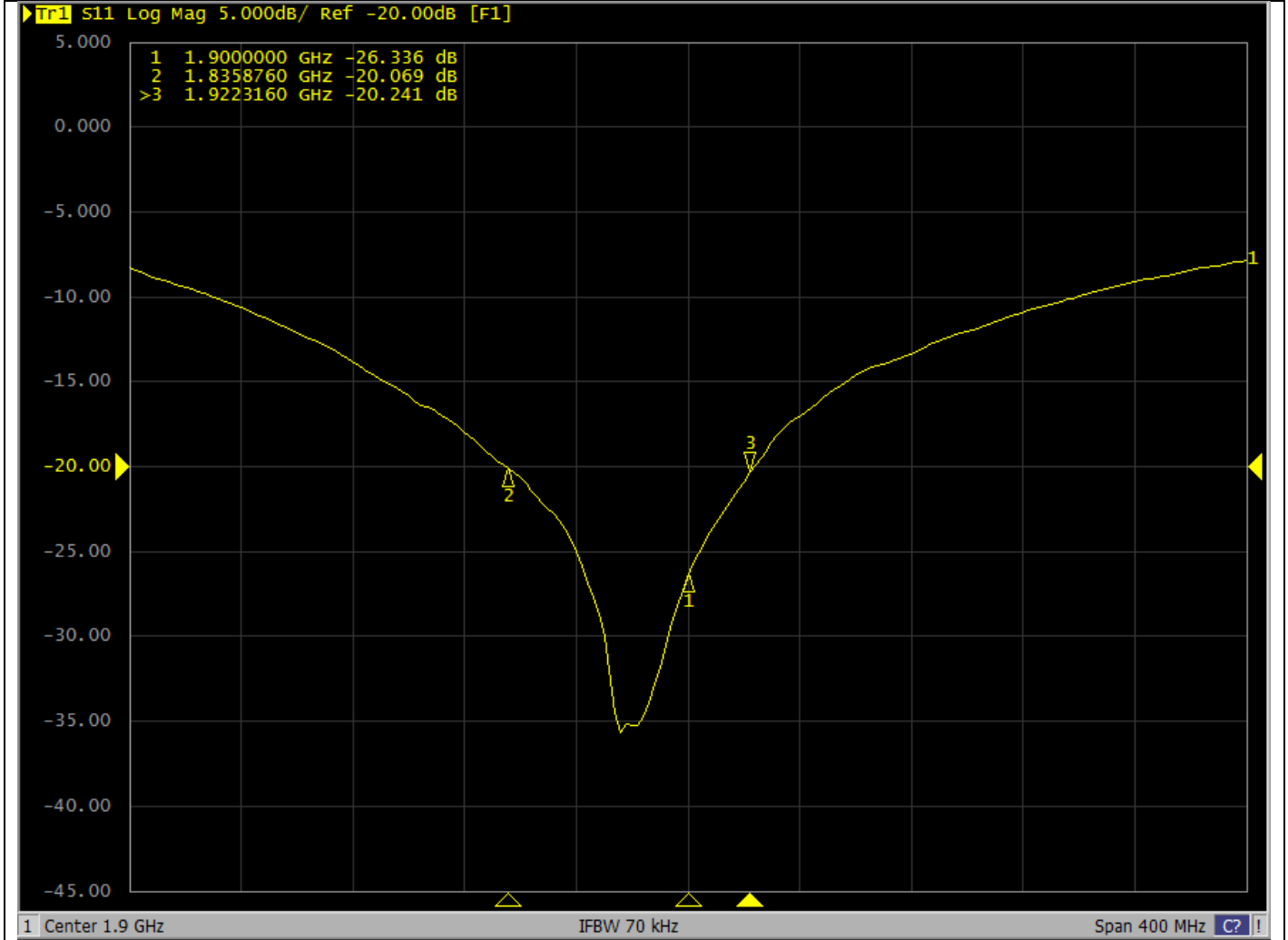
ISSUED BY UL INTERNATIONAL (UK) LTD

UKAS Accredited Calibration Laboratory No. 5772


CERTIFICATE
NUMBER :
14030223JD01D


Page 6 of 6


Return Loss Measurement Plot for Head Stimulating Liquid (HSL)



Calibration Certificate Label:

 <p>UKAS CALIBRATION 5772</p>	<p>UL INTERNATIONAL (UK) LTD Tel: +44 (0) 1256312100</p> <p>Certificate Number: 14030223JD01D</p> <p>Instrument ID: 5d202</p> <p>Calibration Date: 06/Oct/2021</p> <p>Calibration Due Date:</p>
--	---

 <p>UKAS CALIBRATION 5772</p>	<p>UL INTERNATIONAL (UK) LTD Tel: +44 (0) 1256312100</p> <p>Certificate Number: 14030223JD01D</p> <p>Instrument ID: 5d202</p> <p>Calibration Date: 06/Oct/2021</p> <p>Calibration Due Date:</p>
--	---

 <p>UKAS CALIBRATION 5772</p>	<p>UL INTERNATIONAL (UK) LTD Tel: +44 (0) 1256312100</p> <p>Certificate Number: 14030223JD01D</p> <p>Instrument ID: 5d202</p> <p>Calibration Date: 06/Oct/2021</p> <p>Calibration Due Date:</p>
--	---

CERTIFICATE OF CALIBRATION

ISSUED BY **UL INTERNATIONAL (UK) LTD**

DATE OF ISSUE: 07/Oct/2021

CERTIFICATE NUMBER : 14030223JD01F



5772

UL INTERNATIONAL (UK) LTD
UNIT 1-3 HORIZON
KINGSLAND PARK, WADE ROAD
BASINGSTOKE, HAMPSHIRE
RG24 8AH, UK
TEL: +44 (0) 1256 312100
FAX: +44 (0) 1256 312001
Email: LST.UK.Calibration@ul.com



Page 1 of 6

APPROVED SIGNATORY

.....
Naseer Mirza

Customer :

UL LLC
12 Laboratory Dr.
RTP, NC 27709 USA

Equipment Details:

Description:	Dipole Validation Kit	Date of Receipt:	04/Oct/2021
Manufacturer:	Speag		
Type/Model Number:	D2450V2		
Serial Number:	963		
Calibration Date:	06/Oct/2021		
Calibrated By:	Masood Khan Test Engineer		

Signature:

All Calibration have been conducted in the closed laboratory facility: Lab Temperature (22±3) °C and humidity < 70%

This certificate is issued in accordance with the laboratory accreditation requirements of the United Kingdom Accreditation Service. It provides traceability of measurement to the SI system of units and/or to units of measurement realised at the National Physical Laboratory or other recognised national metrology institutes. This certificate may not be reproduced other than in full, except with the prior written approval of the issuing laboratory.

Use of the UKAS mark demonstrates that compliance with the requirements of BS/EN/ISO/IEC 17025:2017 has been independently assessed.

CERTIFICATE OF CALIBRATION

ISSUED BY UL INTERNATIONAL (UK) LTD

UKAS Accredited Calibration Laboratory No. 5772

CERTIFICATE
NUMBER :
14030223JD01F

Page 2 of 6

The calibration methods and procedures used were as detailed in:

1. **IEC 62209-1:2016:** Procedure to determine the specific absorption rate (SAR) for hand-held devices used in close proximity to the ear (frequency range of 300 MHz to 3 GHz)
2. **IEC 62209-2:2010:** Procedure to determine the specific absorption rate (SAR) for wireless communication devices used in close proximity to the human body (frequency range of 30 MHz to 6 GHz)
3. **IEEE 1528: 2013:** IEEE Recommended Practice for Determining the Peak Spatial-Average Specific Absorption Rate (SAR) in the Human Head from Wireless Communication Devices: Measurement Techniques
4. FCC KDB Publication Number: “**KDB865664 D01 SAR Measurement 100 MHz to 6 GHz**”
5. **DASY 6 System Handbook**
6. **Dipole Calibration Procedure V1.2:** Calibration performed as per internal procedure

The measuring equipment used to perform the calibration, documented in this certificate has been calibrated in accordance with the manufacturers' recommendations, and is traceable to recognized national standards.

UL No.	Instrument	Manufacturer	Type No.	Serial No.	Date Last Calibrated	Cal. Interval (Months)
PRE0135115	Data Acquisition Electronics	SPEAG	DAE4	1438	12 Apr 2021	12
PRE0178314	Probe	SPEAG	EX3DV4	3995	16 Mar 2021	12
PRE0131865	Dipole	SPEAG	D2450V2	725	07 Oct 2020	12
PRE0151451	Power Monitoring Kit	Art-Fi	ART 100850-01	0001	Cal as part of System	-
PRE0151441	Power Sensor	Rhode & Schwarz	NRP8S	102481	22 Mar 2021	12
M2028	Vector Network Analyser	Keysight Technologies	E5071C	MY46521873	20 Jul 2021	12
M2029	Calibration Kit	Keysight Technologies	N4691B	MY46181255	02 Aug 2021	12
PRE0134063	Signal Generator	HP	8648C	3537A01598	03 Mar 2021	12
PRE0135028	Signal Generator	R&S	SME 06	831377/005	29 Mar 2021	12

CERTIFICATE OF CALIBRATION

ISSUED BY UL INTERNATIONAL (UK) LTD

UKAS Accredited Calibration Laboratory No. 5772

CERTIFICATE
NUMBER :
14030223JD01F

Page 3 of 6

SAR System Specification

Robot System Positioner:	Stäubli Unimation Corp. Robot Model: TX60L
Robot Serial Number:	F17/5ENYG1/A/01
DASY Version:	cDASY16.0.0.116
Phantom:	Flat section of SAM Twin Phantom
Distance Dipole Centre:	10 mm (with spacer)
Frequency:	2450 MHz

Dielectric Property Measurements – Head Simulating Liquid (HSL)

Simulant Liquid	Frequency (MHz)	Room Temp		Liquid Temp		Parameters	Target Value	Measured Value	Uncertainty (%)
		Start	End	Start	End				
Head	2450	21.3 °C	20.8 °C	21.0 °C	20.6 °C	ϵ_r	39.20	39.74	± 5%
						σ	1.80	1.82	± 5%

SAR Results – Head Simulating Liquid (HSL)

Simulant Liquid	SAR Measured	250 mW input Power	Normalised to 1.00 W	Uncertainty (%)
Head	SAR averaged over 1g	12.9 W/Kg	51.36 W/Kg	+16.80 / -16.43%
	SAR averaged over 10g	6.17 W/Kg	24.56 W/Kg	+16.72 / -16.42%

Antenna Parameters – Head Simulating Liquid (HSL)

Simulant Liquid	Parameter	Measured Level	Uncertainty (%)
Head	Impedance	48.70 0.29j Ω	± 3.01
	Return Loss	37.20	± 3.34

CERTIFICATE OF CALIBRATION

ISSUED BY UL INTERNATIONAL (UK) LTD


UKAS Accredited Calibration Laboratory No. 5772

CERTIFICATE
NUMBER :
14030223JD01F

Page 4 of 6

DASY Validation Scan for Head Stimulating Liquid (HSL)

DUT: D2450V2; Type: Dipole; Serial: SN963;



Communication System: CW UID: 0; Frequency: 2450.0 MHz; Duty Cycle: 1;
Medium: HSL; Site65_04Oct2021_115853_Head - 750 900 1750 2450 5250 5600 5750 5%;
Medium parameters used: $f = 2450.0$ MHz; $\sigma = 1.83$ S/m; $\epsilon_r = 39.7$; $\rho = 1000$ kg/m³; $\Delta\epsilon_r = 1.38$ %; $\Delta\sigma = 1.62$ %; No correction

Phantom section: Flat;

DASY 6 Configuration:

- Laboratory Name: Site65;
- Probe: EX3DV4 - SN7496; ConvF(7.84, 7.84, 7.84); Calibrated: 16 Mar 2021
- Sensor-Surface: 1.4 mm; VMS + 6p
- Electronics: DAE4 - SN1438; Calibrated: 12 Apr 2021
- Phantom: Twin-SAM V8.0 (30deg probe tilt); Serial: 1945
- Measurement SW: cDASY16.0.0.116

Area Scan (40x80): Interpolated grid: $dx=10$ mm, $dy=10$ mm

Zoom Scan1(30x30x30): Measurement grid: $dx=5$ mm, $dy=5$ mm, $dz=1.5$ mm; Grading Ratio:

1.5; Reference Value = 16.850 V/m; Power Drift = 0.01 dB

Minimum horizontal 3dB distance: 9.0 mm;

Vertical M2/M1 Ratio: 82.2 %;

SAR(1 g) = 12.900 W/kg; SAR(10 g) = 6.170 W/kg

CERTIFICATE OF CALIBRATION

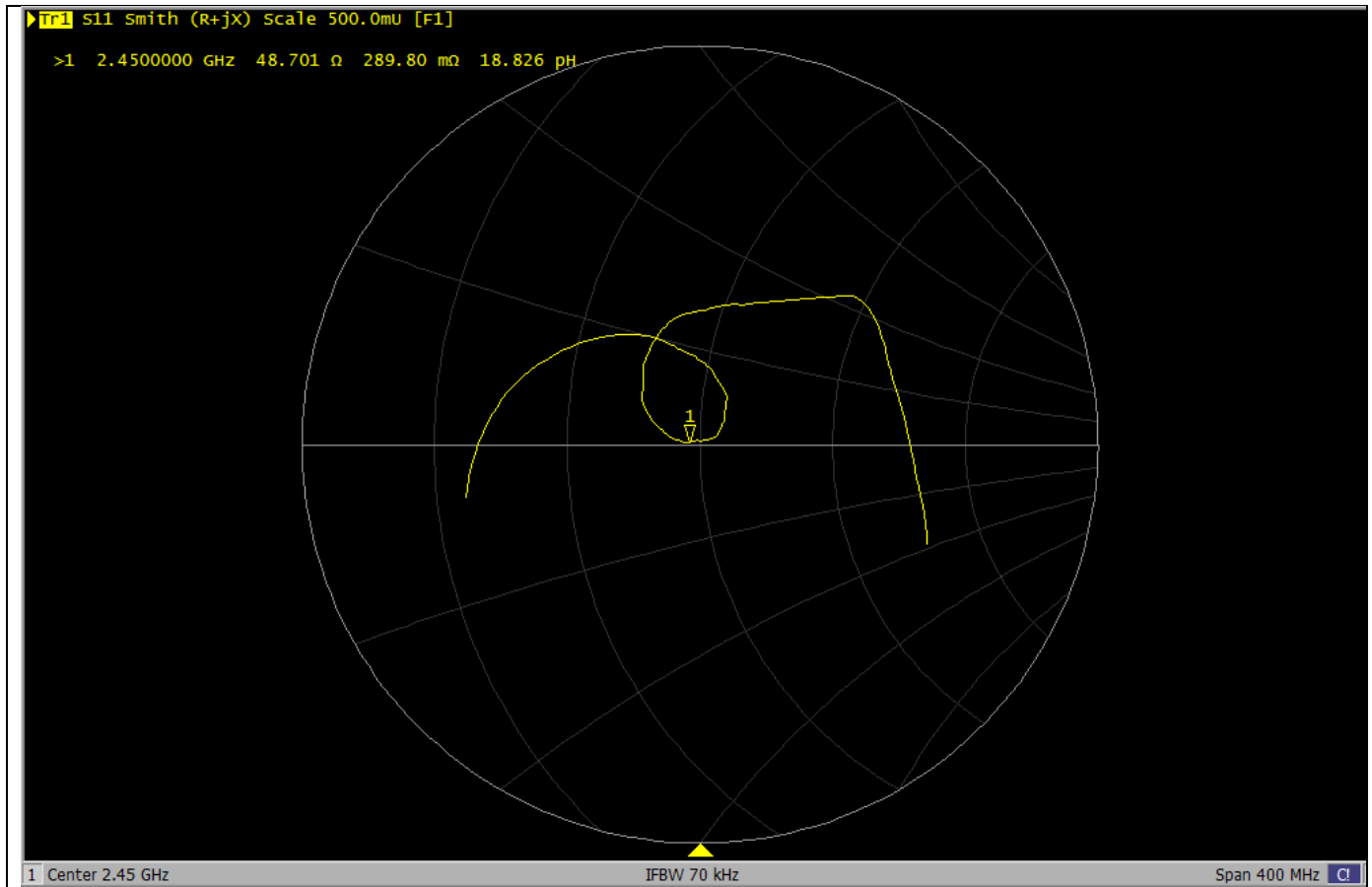
ISSUED BY UL INTERNATIONAL (UK) LTD

UKAS Accredited Calibration Laboratory No. 5772

CERTIFICATE
NUMBER :
14030223JD01F

Page 5 of 6

Impedance Measurement Plot for Head Stimulating Liquid (HSL)



CERTIFICATE OF CALIBRATION

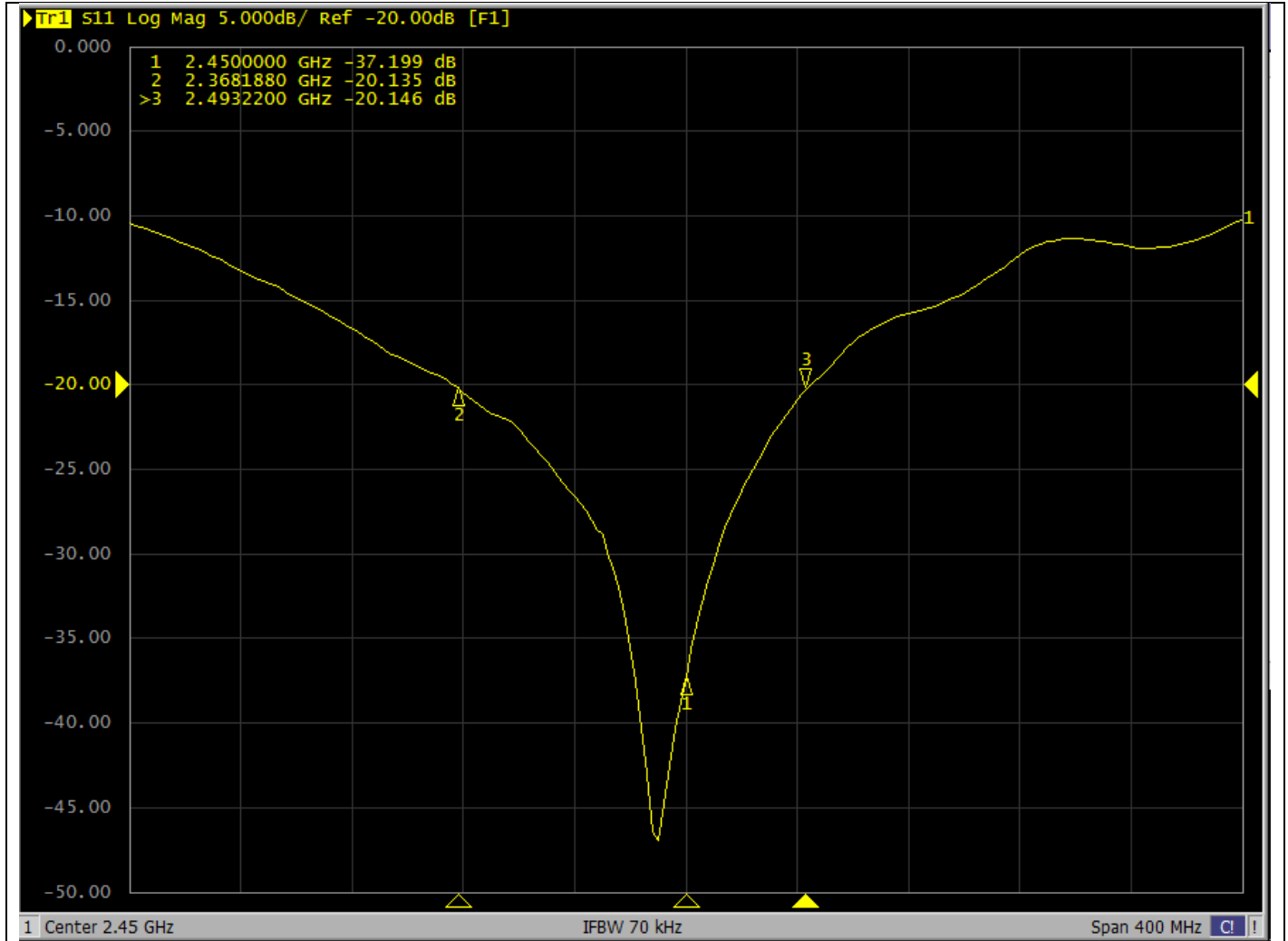
ISSUED BY UL INTERNATIONAL (UK) LTD

UKAS Accredited Calibration Laboratory No. 5772


CERTIFICATE
NUMBER :
14030223JD01F


Page 6 of 6


Return Loss Measurement Plot for Head Stimulating Liquid (HSL)



Calibration Certificate Label:

	<p>UL INTERNATIONAL (UK) LTD Tel: +44 (0) 1256312100</p> <p>Certificate Number: 14030223JD01F</p> <p>Instrument ID: 963</p> <p>Calibration Date: 06/Oct/2021</p> <p>Calibration Due Date:</p>
---	---

	<p>UL INTERNATIONAL (UK) LTD Tel: +44 (0) 1256312100</p> <p>Certificate Number: 14030223JD01F</p> <p>Instrument ID: 963</p> <p>Calibration Date: 06/Oct/2021</p> <p>Calibration Due Date:</p>
---	---

	<p>UL INTERNATIONAL (UK) LTD Tel: +44 (0) 1256312100</p> <p>Certificate Number: 14030223JD01F</p> <p>Instrument ID: 963</p> <p>Calibration Date: 06/Oct/2021</p> <p>Calibration Due Date:</p>
---	---



Accredited by the Swiss Accreditation Service (SAS)
The Swiss Accreditation Service is one of the signatories to the EA
Multilateral Agreement for the recognition of calibration certificates

Accreditation No.: **SCS 0108**

Client **UL USA**

Certificate No: **D2600V2-1104_Nov21**

CALIBRATION CERTIFICATE

Object **D2600V2 - SN:1104**

Calibration procedure(s) **QA CAL-05.v11
Calibration Procedure for SAR Validation Sources between 0.7-3 GHz**

Calibration date: **November 09, 2021**

This calibration certificate documents the traceability to national standards, which realize the physical units of measurements (SI).
The measurements and the uncertainties with confidence probability are given on the following pages and are part of the certificate.

All calibrations have been conducted in the closed laboratory facility: environment temperature (22 ± 3)°C and humidity < 70%.

Calibration Equipment used (M&TE critical for calibration)

Primary Standards	ID #	Cal Date (Certificate No.)	Scheduled Calibration
Power meter NRP	SN: 104778	09-Apr-21 (No. 217-03291/03292)	Apr-22
Power sensor NRP-Z91	SN: 103244	09-Apr-21 (No. 217-03291)	Apr-22
Power sensor NRP-Z91	SN: 103245	09-Apr-21 (No. 217-03292)	Apr-22
Reference 20 dB Attenuator	SN: BH9394 (20k)	09-Apr-21 (No. 217-03343)	Apr-22
Type-N mismatch combination	SN: 310982 / 06327	09-Apr-21 (No. 217-03344)	Apr-22
Reference Probe EX3DV4	SN: 7349	28-Dec-20 (No. EX3-7349_Dec20)	Dec-21
DAE4	SN: 601	01-Nov-21 (No. DAE4-601_Nov21)	Nov-22
Secondary Standards	ID #	Check Date (in house)	Scheduled Check
Power meter E4419B	SN: GB39512475	30-Oct-14 (in house check Oct-20)	In house check: Oct-22
Power sensor HP 8481A	SN: US37292783	07-Oct-15 (in house check Oct-20)	In house check: Oct-22
Power sensor HP 8481A	SN: MY41092317	07-Oct-15 (in house check Oct-20)	In house check: Oct-22
RF generator R&S SMT-06	SN: 100972	15-Jun-15 (in house check Oct-20)	In house check: Oct-22
Network Analyzer Agilent E8358A	SN: US41080477	31-Mar-14 (in house check Oct-20)	In house check: Oct-22

Calibrated by: **Michael Weber** Name: **Michael Weber** Function: **Laboratory Technician**

Approved by: **Niels Kuster** Name: **Niels Kuster** Function: **Quality Manager**

Issued: November 11, 2021

This calibration certificate shall not be reproduced except in full without written approval of the laboratory.



Accredited by the Swiss Accreditation Service (SAS)

The Swiss Accreditation Service is one of the signatories to the EA
Multilateral Agreement for the recognition of calibration certificates

Accreditation No.: **SCS 0108**

Glossary:

TSL	tissue simulating liquid
ConvF	sensitivity in TSL / NORM x,y,z
N/A	not applicable or not measured

Calibration is Performed According to the Following Standards:

- a) IEC/IEEE 62209-1528, "Measurement Procedure For The Assessment Of Specific Absorption Rate Of Human Exposure To Radio Frequency Fields From Hand-Held And Body-Worn Wireless Communication Devices - Part 1528: Human Models, Instrumentation And Procedures (Frequency Range of 4 MHz to 10 GHz)", October 2020.
- b) KDB 865664, "SAR Measurement Requirements for 100 MHz to 6 GHz"

Additional Documentation:

- c) DASY System Handbook

Methods Applied and Interpretation of Parameters:

- *Measurement Conditions:* Further details are available from the Validation Report at the end of the certificate. All figures stated in the certificate are valid at the frequency indicated.
- *Antenna Parameters with TSL:* The source is mounted in a touch configuration below the center marking of the flat phantom.
- *Return Loss:* This parameter is measured with the source positioned under the liquid filled phantom (as described in the measurement condition clause). The Return Loss ensures low reflected power. No uncertainty required.
- *SAR measured:* SAR measured at the stated antenna input power.
- *SAR normalized:* SAR as measured, normalized to an input power of 1 W at the antenna connector.
- *SAR for nominal TSL parameters:* The measured TSL parameters are used to calculate the nominal SAR result.

The reported uncertainty of measurement is stated as the standard uncertainty of measurement multiplied by the coverage factor $k=2$, which for a normal distribution corresponds to a coverage probability of approximately 95%.

Measurement Conditions

DASY system configuration, as far as not given on page 1.

DASY Version	DASY52	V52.10.4
Extrapolation	Advanced Extrapolation	
Phantom	Modular Flat Phantom	
Distance Dipole Center - TSL	10 mm	with Spacer
Zoom Scan Resolution	dx, dy, dz = 5 mm	
Frequency	2600 MHz \pm 1 MHz	

Head TSL parameters

The following parameters and calculations were applied.

	Temperature	Permittivity	Conductivity
Nominal Head TSL parameters	22.0 °C	39.0	1.96 mho/m
Measured Head TSL parameters	(22.0 \pm 0.2) °C	38.6 \pm 6 %	2.04 mho/m \pm 6 %
Head TSL temperature change during test	< 0.5 °C	----	----

SAR result with Head TSL

SAR averaged over 1 cm³ (1 g) of Head TSL	Condition	
SAR measured	250 mW input power	14.8 W/kg
SAR for nominal Head TSL parameters	normalized to 1W	58.0 W/kg \pm 17.0 % (k=2)

SAR averaged over 10 cm³ (10 g) of Head TSL	condition	
SAR measured	250 mW input power	6.60 W/kg
SAR for nominal Head TSL parameters	normalized to 1W	26.1 W/kg \pm 16.5 % (k=2)

Body TSL parameters

The following parameters and calculations were applied.

	Temperature	Permittivity	Conductivity
Nominal Body TSL parameters	22.0 °C	52.5	2.16 mho/m
Measured Body TSL parameters	(22.0 \pm 0.2) °C	50.7 \pm 6 %	2.19 mho/m \pm 6 %
Body TSL temperature change during test	< 0.5 °C	----	----

SAR result with Body TSL

SAR averaged over 1 cm³ (1 g) of Body TSL	Condition	
SAR measured	250 mW input power	13.8 W/kg
SAR for nominal Body TSL parameters	normalized to 1W	54.4 W/kg \pm 17.0 % (k=2)

SAR averaged over 10 cm³ (10 g) of Body TSL	condition	
SAR measured	250 mW input power	6.17 W/kg
SAR for nominal Body TSL parameters	normalized to 1W	24.5 W/kg \pm 16.5 % (k=2)

Appendix (Additional assessments outside the scope of SCS 0108)

Antenna Parameters with Head TSL

Impedance, transformed to feed point	47.2 Ω - 7.6 j Ω
Return Loss	- 21.6 dB

Antenna Parameters with Body TSL

Impedance, transformed to feed point	45.0 Ω - 6.5 j Ω
Return Loss	- 21.3 dB

General Antenna Parameters and Design

Electrical Delay (one direction)	1.151 ns
----------------------------------	----------

After long term use with 100W radiated power, only a slight warming of the dipole near the feedpoint can be measured.

The dipole is made of standard semirigid coaxial cable. The center conductor of the feeding line is directly connected to the second arm of the dipole. The antenna is therefore short-circuited for DC-signals. On some of the dipoles, small end caps are added to the dipole arms in order to improve matching when loaded according to the position as explained in the "Measurement Conditions" paragraph. The SAR data are not affected by this change. The overall dipole length is still according to the Standard.

No excessive force must be applied to the dipole arms, because they might bend or the soldered connections near the feedpoint may be damaged.

Additional EUT Data

Manufactured by	SPEAG
-----------------	-------

Test Laboratory: SPEAG, Zurich, Switzerland

DUT: Dipole 2600 MHz; Type: D2600V2; Serial: D2600V2 - SN: 1104

Communication System: UID 0 - CW; Frequency: 2600 MHz

Medium parameters used: $f = 2600$ MHz; $\sigma = 2.04$ S/m; $\epsilon_r = 38.6$; $\rho = 1000$ kg/m³

Phantom section: Flat Section

Measurement Standard: DASY5 (IEEE/IEC/ANSI C63.19-2011)

DASY52 Configuration:

- Probe: EX3DV4 - SN7349; ConvF(7.84, 7.84, 7.84) @ 2600 MHz; Calibrated: 28.12.2020
- Sensor-Surface: 1.4mm (Mechanical Surface Detection)
- Electronics: DAE4 Sn601; Calibrated: 01.11.2021
- Phantom: Flat Phantom 5.0 (front); Type: QD 000 P50 AA; Serial: 1001
- DASY52 52.10.4(1535); SEMCAD X 14.6.14(7501)

Dipole Calibration for Head Tissue/Pin=250 mW, d=10mm/Zoom Scan (7x7x7)/Cube 0:

Measurement grid: dx=5mm, dy=5mm, dz=5mm

Reference Value = 120.2 V/m; Power Drift = 0.02 dB


Peak SAR (extrapolated) = 28.9 W/kg

SAR(1 g) = 14.8 W/kg; SAR(10 g) = 6.6 W/kg

Smallest distance from peaks to all points 3 dB below = 8.5 mm

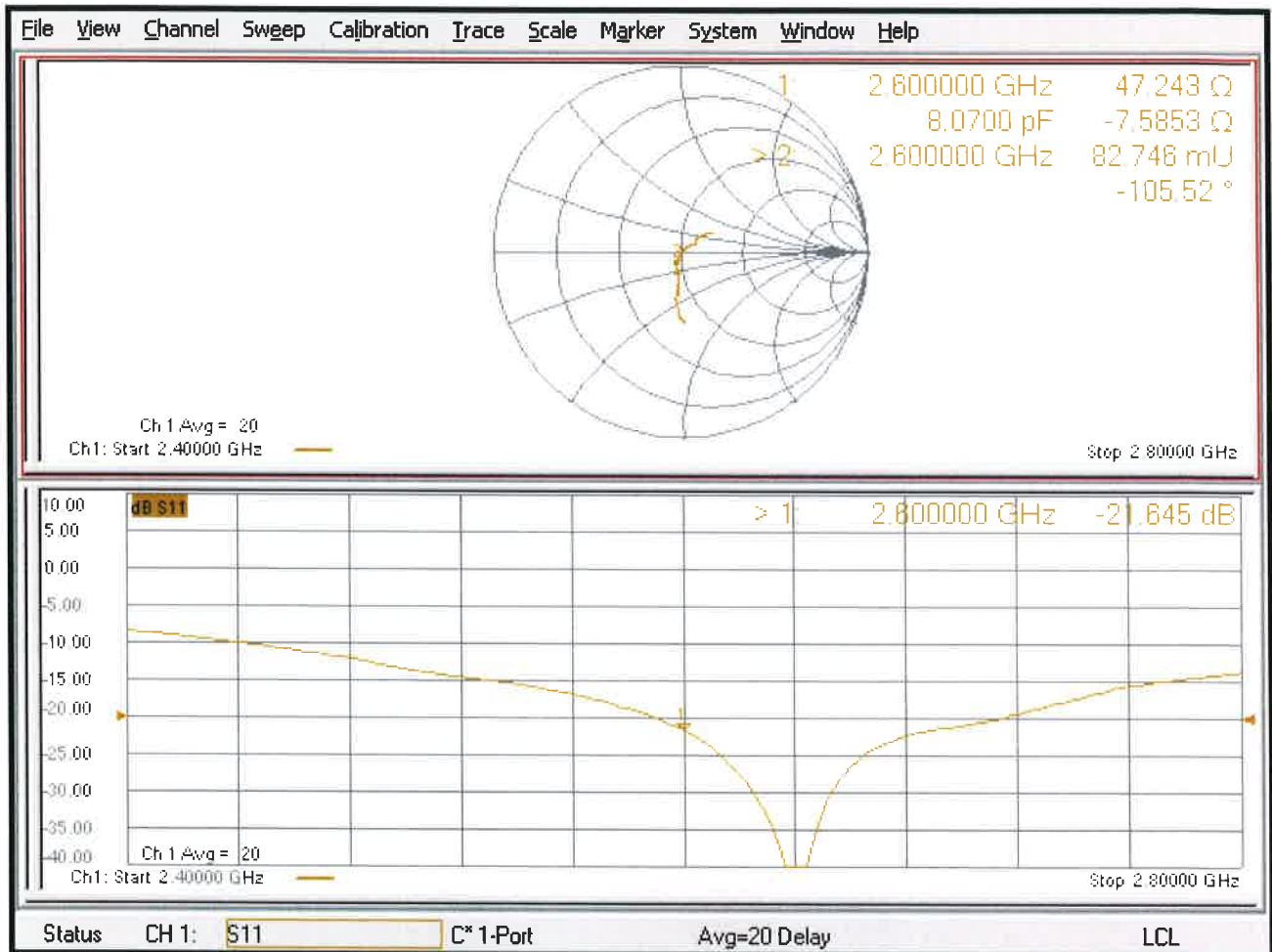
Ratio of SAR at M2 to SAR at M1 = 51.2%

Maximum value of SAR (measured) = 24.3 W/kg



0 dB = 24.3 W/kg = 13.86 dBW/kg

Impedance Measurement Plot for Head TSL



Test Laboratory: SPEAG, Zurich, Switzerland

DUT: Dipole 2600 MHz; Type: D2600V2; Serial: D2600V2 - SN: 1104

Communication System: UID 0 - CW; Frequency: 2600 MHz

Medium parameters used: $f = 2600$ MHz; $\sigma = 2.19$ S/m; $\epsilon_r = 50.7$; $\rho = 1000$ kg/m³

Phantom section: Flat Section

Measurement Standard: DASY5 (IEEE/IEC/ANSI C63.19-2011)

DASY52 Configuration:

- Probe: EX3DV4 - SN7349; ConvF(7.91, 7.91, 7.91) @ 2600 MHz; Calibrated: 28.12.2020
- Sensor-Surface: 1.4mm (Mechanical Surface Detection)
- Electronics: DAE4 Sn601; Calibrated: 01.11.2021
- Phantom: Flat Phantom 5.0 (back); Type: QD 000 P50 AA; Serial: 1002
- DASY52 52.10.4(1535); SEMCAD X 14.6.14(7501)

Dipole Calibration for Body Tissue/Pin=250 mW, d=10mm/Zoom Scan (7x7x7)/Cube 0:

Measurement grid: dx=5mm, dy=5mm, dz=5mm

Reference Value = 110.1 V/m; Power Drift = -0.07 dB


Peak SAR (extrapolated) = 26.9 W/kg

SAR(1 g) = 13.8 W/kg; SAR(10 g) = 6.17 W/kg

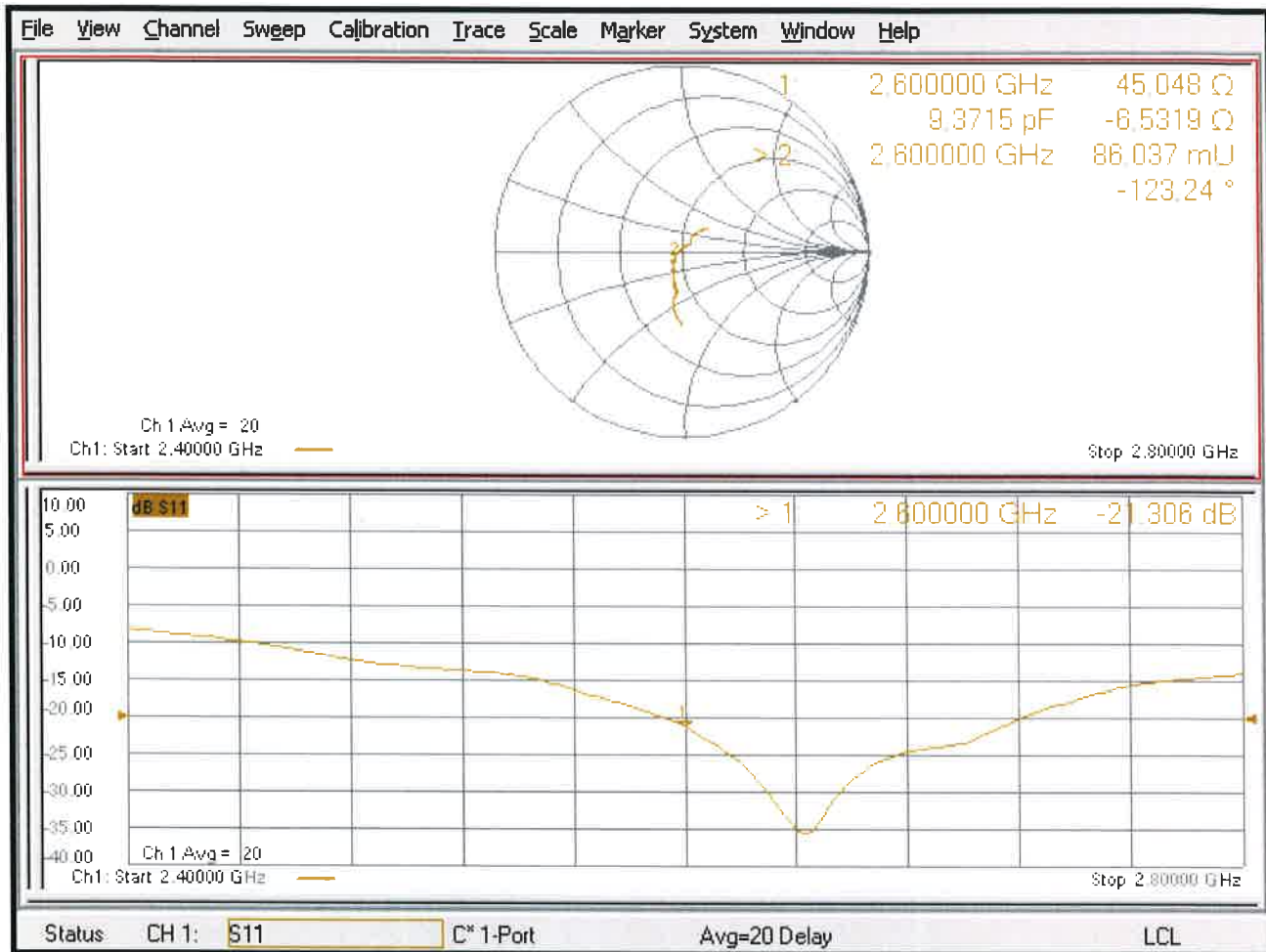
Smallest distance from peaks to all points 3 dB below = 8.5 mm

Ratio of SAR at M2 to SAR at M1 = 52%

Maximum value of SAR (measured) = 22.6 W/kg



Impedance Measurement Plot for Body TSL



CERTIFICATE OF CALIBRATION

ISSUED BY **UL INTERNATIONAL (UK) LTD**

DATE OF ISSUE: 14/Oct/2021

CERTIFICATE NUMBER : 14030223JD01G



5772

UL INTERNATIONAL (UK) LTD
UNIT 1-3 HORIZON
KINGSLAND PARK, WADE ROAD
BASINGSTOKE, HAMPSHIRE
RG24 8AH, UK
TEL: +44 (0) 1256 312100
FAX: +44 (0) 1256 312001
Email: LST.UK.Calibration@ul.com



Page 1 of 10

APPROVED SIGNATORY

.....
Naseer Mirza

Customer :

UL LLC
12 Laboratory Dr.
RTP, NC 27709 USA

Equipment Details:

Description:	Dipole Validation Kit	Date of Receipt:	04/Oct/2021
Manufacturer:	Speag		
Type/Model Number:	D5GHZV2		
Serial Number:	1213		
Calibration Date:	12/Oct/2021		
Calibrated By:	Masood Khan Test Engineer		

Signature:

All Calibration have been conducted in the closed laboratory facility: Lab Temperature (22±3) °C and humidity < 70%

This certificate is issued in accordance with the laboratory accreditation requirements of the United Kingdom Accreditation Service. It provides traceability of measurement to the SI system of units and/or to units of measurement realised at the National Physical Laboratory or other recognised national metrology institutes. This certificate may not be reproduced other than in full, except with the prior written approval of the issuing laboratory.

Use of the UKAS mark demonstrates that compliance with the requirements of BS/EN/ISO/IEC 17025:2017 has been independently assessed.

CERTIFICATE OF CALIBRATION

ISSUED BY UL INTERNATIONAL (UK) LTD

UKAS Accredited Calibration Laboratory No. 5772

CERTIFICATE
NUMBER :
14030223JD01G

Page 2 of 10

The calibration methods and procedures used were as detailed in:

1. **IEC 62209-1:2016:** Procedure to determine the specific absorption rate (SAR) for hand-held devices used in close proximity to the ear (frequency range of 300 MHz to 3 GHz)
2. **IEC 62209-2:2010:** Procedure to determine the specific absorption rate (SAR) for wireless communication devices used in close proximity to the human body (frequency range of 30 MHz to 6 GHz)
3. **IEEE 1528: 2013:** IEEE Recommended Practice for Determining the Peak Spatial-Average Specific Absorption Rate (SAR) in the Human Head from Wireless Communication Devices: Measurement Techniques
4. FCC KDB Publication Number: “**KDB865664 D01 SAR Measurement 100 MHz to 6 GHz**”
5. **DASY 6 System Handbook**
6. **Dipole Calibration Procedure V1.2:** Calibration performed as per internal procedure

The measuring equipment used to perform the calibration, documented in this certificate has been calibrated in accordance with the manufacturers' recommendations, and is traceable to recognized national standards.

UL No.	Instrument	Manufacturer	Type No.	Serial No.	Date Last Calibrated	Cal. Interval (Months)
PRE0135115	Data Acquisition Electronics	SPEAG	DAE4	1438	12 Apr 2021	12
PRE0178314	Probe	SPEAG	EX3DV4	3995	16 Mar 2021	12
PRE0178323	Dipole	SPEAG	D5GHzV2	1274	08 Mar 2021	12
PRE0151451	Power Monitoring Kit	Art-Fi	ART 100850-01	0001	Cal as part of System	-
PRE0151441	Power Sensor	Rhode & Schwarz	NRP8S	102481	22 Mar 2021	12
M2028	Vector Network Analyser	Keysight Technologies	E5071C	MY46521873	20 Jul 2021	12
M2029	Calibration Kit	Keysight Technologies	N4691B	MY46181255	02 Aug 2021	12
PRE0134063	Signal Generator	HP	8648C	3537A01598	03 Mar 2021	12
PRE0135028	Signal Generator	R&S	SME 06	831377/005	29 Mar 2021	12

CERTIFICATE OF CALIBRATION

ISSUED BY UL INTERNATIONAL (UK) LTD

UKAS Accredited Calibration Laboratory No. 5772

CERTIFICATE
NUMBER :
14030223JD01G

Page 3 of 10

SAR System Specification

Robot System Positioner:	Stäubli Unimation Corp. Robot Model: TX60L
Robot Serial Number:	F17/5ENYG1/A/01
DASY Version:	cDASY16.0.0.116
Phantom:	Flat section of SAM Twin Phantom
Distance Dipole Centre:	10 mm (with spacer)
Frequency:	5250 MHz

Dielectric Property Measurements – Head Simulating Liquid (HSL)

Simulant Liquid	Frequency (MHz)	Room Temp		Liquid Temp		Parameters	Target Value	Measured Value	Uncertainty (%)
		Start	End	Start	End				
Head	5250	21.4 °C	20.9 °C	21.2 °C	20.6 °C	ϵ_r	35.92	35.22	± 5%
						σ	4.71	4.56	± 5%

SAR Results – Head Simulating Liquid (HSL)

Simulant Liquid	SAR Measured	250 mW input Power	Normalised to 1.00 W	Uncertainty (%)
Head	SAR averaged over 1g	7.62 W/Kg	76.20 W/Kg	+16.77 / -16.70%
	SAR averaged over 10g	2.23 W/Kg	22.30 W/Kg	± 16.70%

Antenna Parameters – Head Simulating Liquid (HSL)

Simulant Liquid	Parameter	Measured Level	Uncertainty (%)
Head	Impedance	49.89 1.46j Ω	± 3.01
	Return Loss	36.68	± 3.34

CERTIFICATE OF CALIBRATION

ISSUED BY UL INTERNATIONAL (UK) LTD

UKAS Accredited Calibration Laboratory No. 5772

CERTIFICATE
NUMBER :
14030223JD01G

Page 4 of 10

SAR System Specification

Robot System Positioner:	Stäubli Unimation Corp. Robot Model: TX60L
Robot Serial Number:	F17/5ENYG1/A/01
DASY Version:	cDASY16.0.0.116
Phantom:	Flat section of SAM Twin Phantom
Distance Dipole Centre:	10 mm (with spacer)
Frequency:	5600 MHz

Dielectric Property Measurements – Head Simulating Liquid (HSL)

Simulant Liquid	Frequency (MHz)	Room Temp		Liquid Temp		Parameters	Target Value	Measured Value	Uncertainty (%)
		Start	End	Start	End				
Head	5600	21.4 °C	21.1 °C	21.2 °C	20.8 °C	ϵ_r	35.52	34.59	± 5%
						σ	5.06	4.95	± 5%

SAR Results – Head Simulating Liquid (HSL)

Simulant Liquid	SAR Measured	250 mW input Power	Normalised to 1.00 W	Uncertainty (%)
Head	SAR averaged over 1g	8.18 W/Kg	81.80 W/Kg	+16.77 / -16.70%
	SAR averaged over 10g	2.36 W/Kg	23.60 W/Kg	± 16.70%

Antenna Parameters – Head Simulating Liquid (HSL)

Simulant Liquid	Parameter	Measured Level	Uncertainty (%)
Head	Impedance	50.87 - 3.73j Ω	± 3.01
	Return Loss	28.42	± 2.97

CERTIFICATE OF CALIBRATION

ISSUED BY UL INTERNATIONAL (UK) LTD

UKAS Accredited Calibration Laboratory No. 5772

CERTIFICATE
NUMBER :
14030223JD01G

Page 5 of 10

SAR System Specification

Robot System Positioner:	Stäubli Unimation Corp. Robot Model: TX60L
Robot Serial Number:	F17/5ENYG1/A/01
DASY Version:	cDASY16.0.0.116
Phantom:	Flat section of SAM Twin Phantom
Distance Dipole Centre:	10 mm (with spacer)
Frequency:	5750 MHz

Dielectric Property Measurements – Head Simulating Liquid (HSL)

Simulant Liquid	Frequency (MHz)	Room Temp		Liquid Temp		Parameters	Target Value	Measured Value	Uncertainty (%)
		Start	End	Start	End				
Head	5750	21.5 °C	21.1 °C	21.3 °C	21.0 °C	ϵ_r	35.36	34.34	± 5%
						σ	5.22	5.13	± 5%

SAR Results – Head Simulating Liquid (HSL)

Simulant Liquid	SAR Measured	250 mW input Power	Normalised to 1.00 W	Uncertainty (%)
Head	SAR averaged over 1g	7.55 W/Kg	75.50 W/Kg	+16.77 / -16.70%
	SAR averaged over 10g	2.20 W/Kg	22.00 W/Kg	± 16.70%

Antenna Parameters – Head Simulating Liquid (HSL)

Simulant Liquid	Parameter	Measured Level	Uncertainty (%)
Head	Impedance	44.97 2.12j Ω	± 3.01
	Return Loss	24.82	± 2.93

CERTIFICATE OF CALIBRATION

ISSUED BY UL INTERNATIONAL (UK) LTD

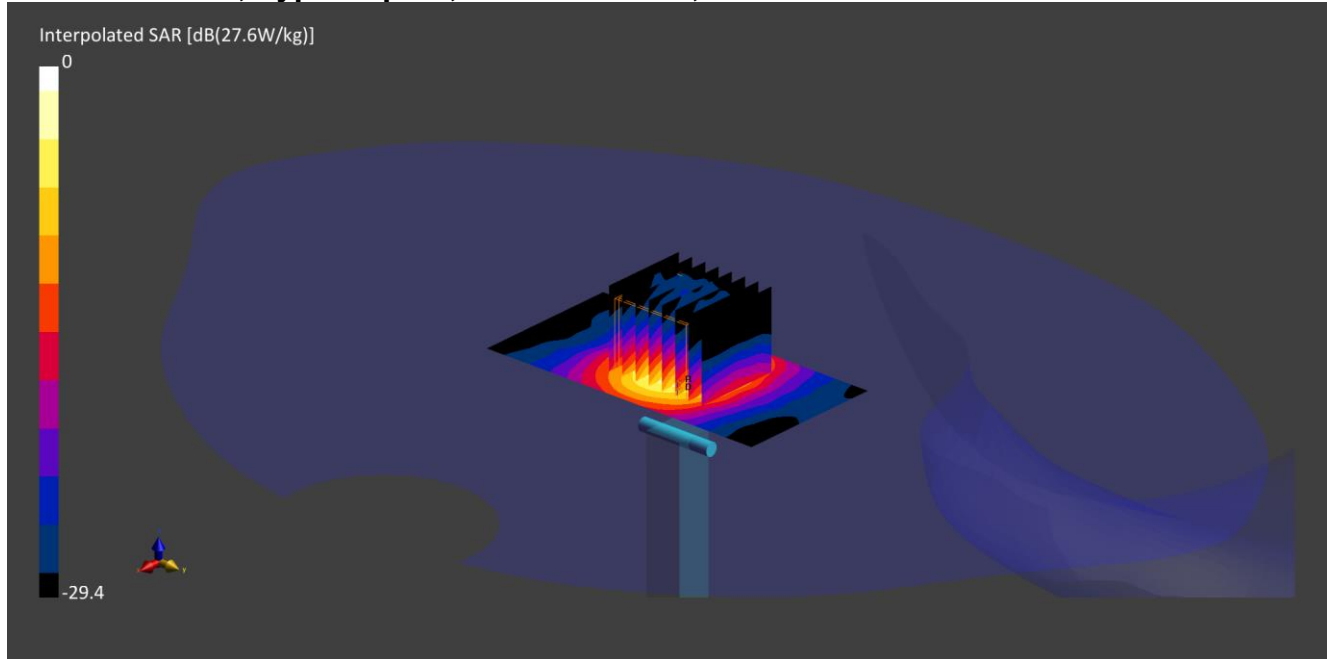
CERTIFICATE
NUMBER :
14030223JD01G

UKAS Accredited Calibration Laboratory No. 5772

Page 6 of 10

DASY Validation Scan for Head Stimulating Liquid (HSL)

DUT: D5GHzV2; Type: Dipole; Serial: SN1213;



Communication System: CW UID: 0; Frequency: 5250.0 MHz; Duty Cycle: 1;
Medium: HSL; Site65_11Oct2021_131452_Head - 1800 1900 5GHz 5%; Medium parameters
used: $f = 5250.0$ MHz; $\sigma = 4.56$ S/m; $\epsilon_r = 35.2$; $\rho = 1000$ kg/m³; $\Delta\epsilon_r = -1.97$ %; $\Delta\sigma = -3.08$ %;
No correction

Phantom section: Flat;

DASY 6 Configuration:

- Laboratory Name: Site65;
- Probe: EX3DV4 - SN7496; ConvF(5.24, 5.24, 5.24); Calibrated: 16 Mar 2021
- Sensor-Surface: 1.4 mm; VMS + 6p
- Electronics: DAE4 - SN1438; Calibrated: 12 Apr 2021
- Phantom: Twin-SAM V8.0 (30deg probe tilt); Serial: 1945
- Measurement SW: cDASY16.0.0.116

Area Scan (40x80): Interpolated grid: $dx=10$ mm, $dy=10$ mm

Zoom Scan1(22x22x22): Measurement grid: $dx=4$ mm, $dy=4$ mm, $dz=1.4$ mm; Grading Ratio:
1.4; Reference Value = 10.740 V/m; Power Drift = -0.01 dB

Minimum horizontal 3dB distance: 7.2 mm;

Vertical M2/M1 Ratio: 66.7 %;

SAR(1 g) = 7.620 W/kg; SAR(10 g) = 2.230 W/kg

CERTIFICATE OF CALIBRATION

ISSUED BY UL INTERNATIONAL (UK) LTD

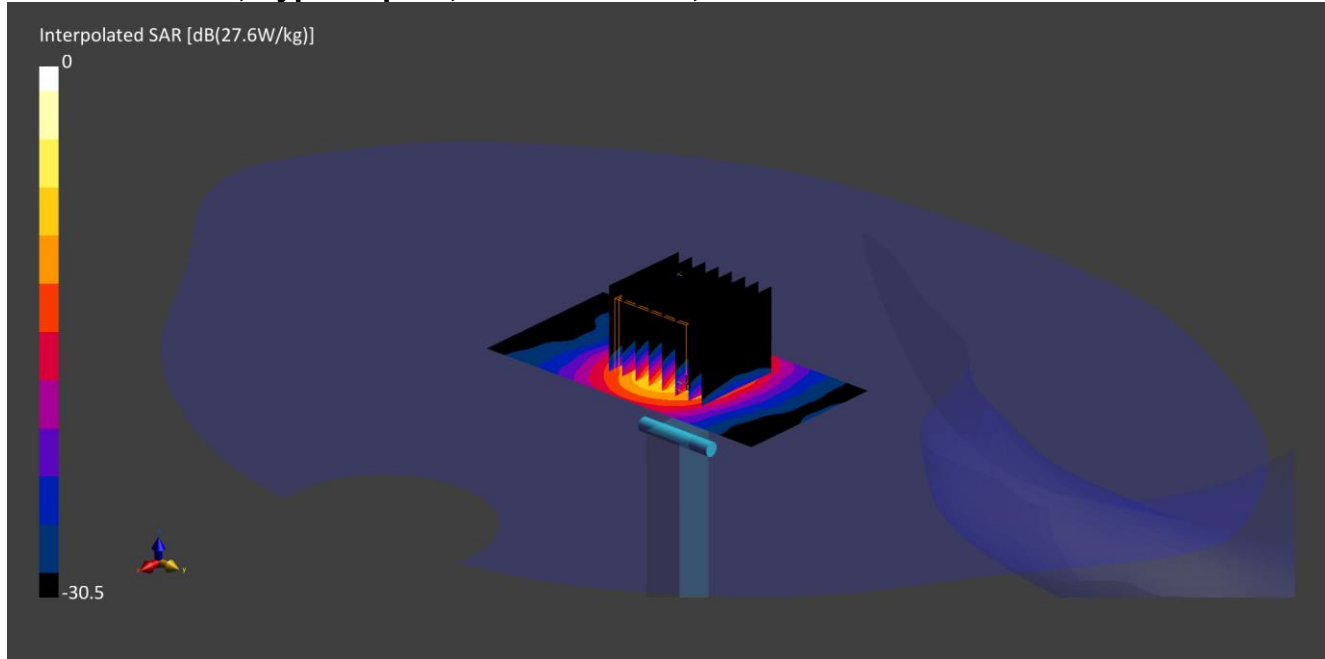
UKAS Accredited Calibration Laboratory No. 5772

CERTIFICATE
NUMBER :
14030223JD01G

Page 7 of 10

DASY Validation Scan for Head Stimulating Liquid (HSL)

DUT: D5GHzV2; Type: Dipole; Serial: SN1213;



Communication System: CW UID: 0; Frequency: 5600.0 MHz; Duty Cycle: 1;
Medium: HSL; Site65_11Oct2021_131452_Head - 1800 1900 5GHz 5%; Medium parameters used: $f = 5600.0$ MHz; $\sigma = 4.96$ S/m; $\epsilon_r = 34.6$; $\rho = 1000$ kg/m³; $\Delta\epsilon_r = -2.62$ %; $\Delta\sigma = -2.17$ %;
No correction

Phantom section: Flat;

DASY 6 Configuration:

- Laboratory Name: Site65;
- Probe: EX3DV4 - SN7496; ConvF(4.7, 4.7, 4.7); Calibrated: 16 Mar 2021
- Sensor-Surface: 1.4 mm; VMS + 6p
- Electronics: DAE4 - SN1438; Calibrated: 12 Apr 2021
- Phantom: Twin-SAM V8.0 (30deg probe tilt); Serial: 1945
- Measurement SW: cDASY16.0.0.116

Area Scan (40x80): Interpolated grid: dx=10 mm, dy=10 mm

Zoom Scan1(22x22x22): Measurement grid: dx=4 mm, dy=4 mm, dz=1.4 mm; Grading Ratio:

1.4; Reference Value = 11.280 V/m; Power Drift = 0.03 dB

Minimum horizontal 3dB distance: 7.2 mm;

Vertical M2/M1 Ratio: 64.1 %;

SAR(1 g) = 8.180 W/kg; SAR(10 g) = 2.360 W/kg

CERTIFICATE OF CALIBRATION

ISSUED BY UL INTERNATIONAL (UK) LTD

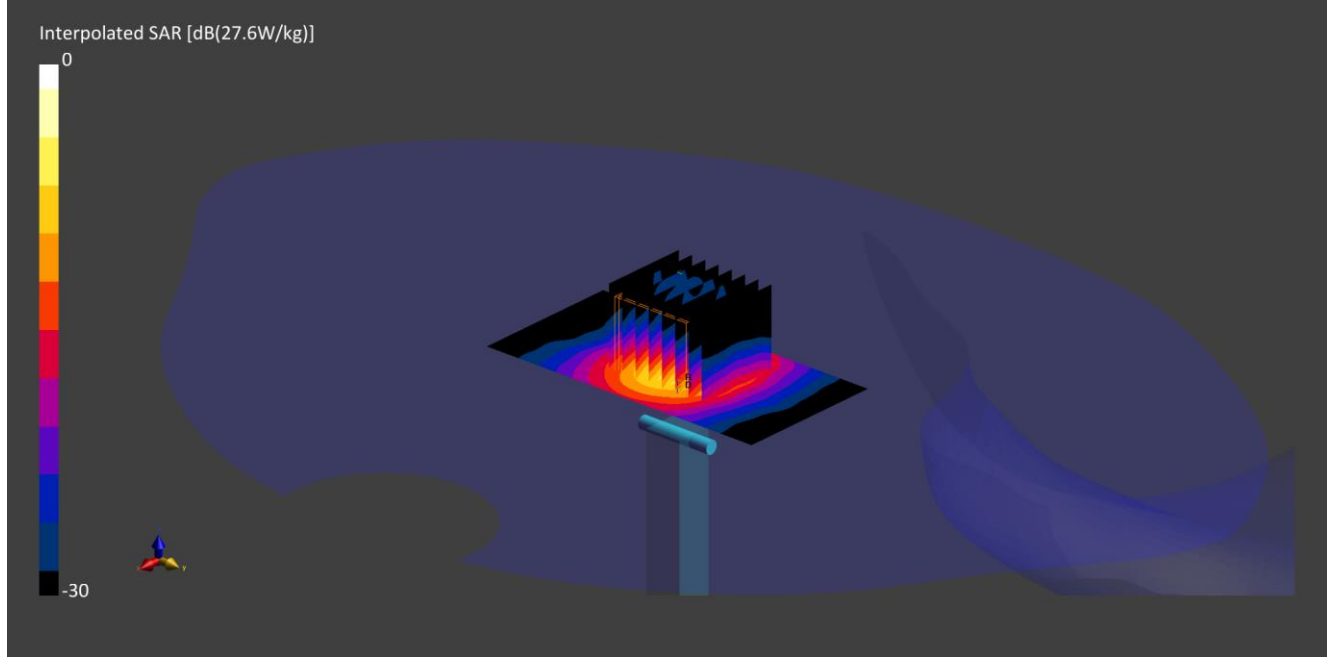
UKAS Accredited Calibration Laboratory No. 5772

CERTIFICATE
NUMBER :
14030223JD01G

Page 8 of 10

DASY Validation Scan for Head Stimulating Liquid (HSL)

DUT: D5GHzV2; Type: Dipole; Serial: SN1213;



Communication System: CW UID: 0; Frequency: 5750.0 MHz; Duty Cycle: 1;
Medium: HSL; Site65_11Oct2021_131452_Head - 1800 1900 5GHz 5%; Medium parameters
used: $f = 5750.0$ MHz; $\sigma = 5.13$ S/m; $\epsilon_r = 34.3$; $\rho = 1000$ kg/m³; $\Delta\epsilon_r = -2.89$ %; $\Delta\sigma = -1.64$ %;
No correction

Phantom section: Flat;

DASY 6 Configuration:

- Laboratory Name: Site65;
- Probe: EX3DV4 - SN7496; ConvF(4.79, 4.79, 4.79); Calibrated: 16 Mar 2021
- Sensor-Surface: 1.4 mm; VMS + 6p
- Electronics: DAE4 - SN1438; Calibrated: 12 Apr 2021
- Phantom: Twin-SAM V8.0 (30deg probe tilt); Serial: 1945
- Measurement SW: cDASY16.0.0.116

Area Scan (40x80): Interpolated grid: $dx=10$ mm, $dy=10$ mm

Zoom Scan1(22x22x22): Measurement grid: $dx=4$ mm, $dy=4$ mm, $dz=1.4$ mm; Grading Ratio:

1.4; Reference Value = 11.060 V/m; Power Drift = 0.03 dB

Minimum horizontal 3dB distance: 7.2 mm;

Vertical M2/M1 Ratio: 62.5 %;

SAR(1 g) = 7.550 W/kg; SAR(10 g) = 2.200 W/kg

CERTIFICATE OF CALIBRATION

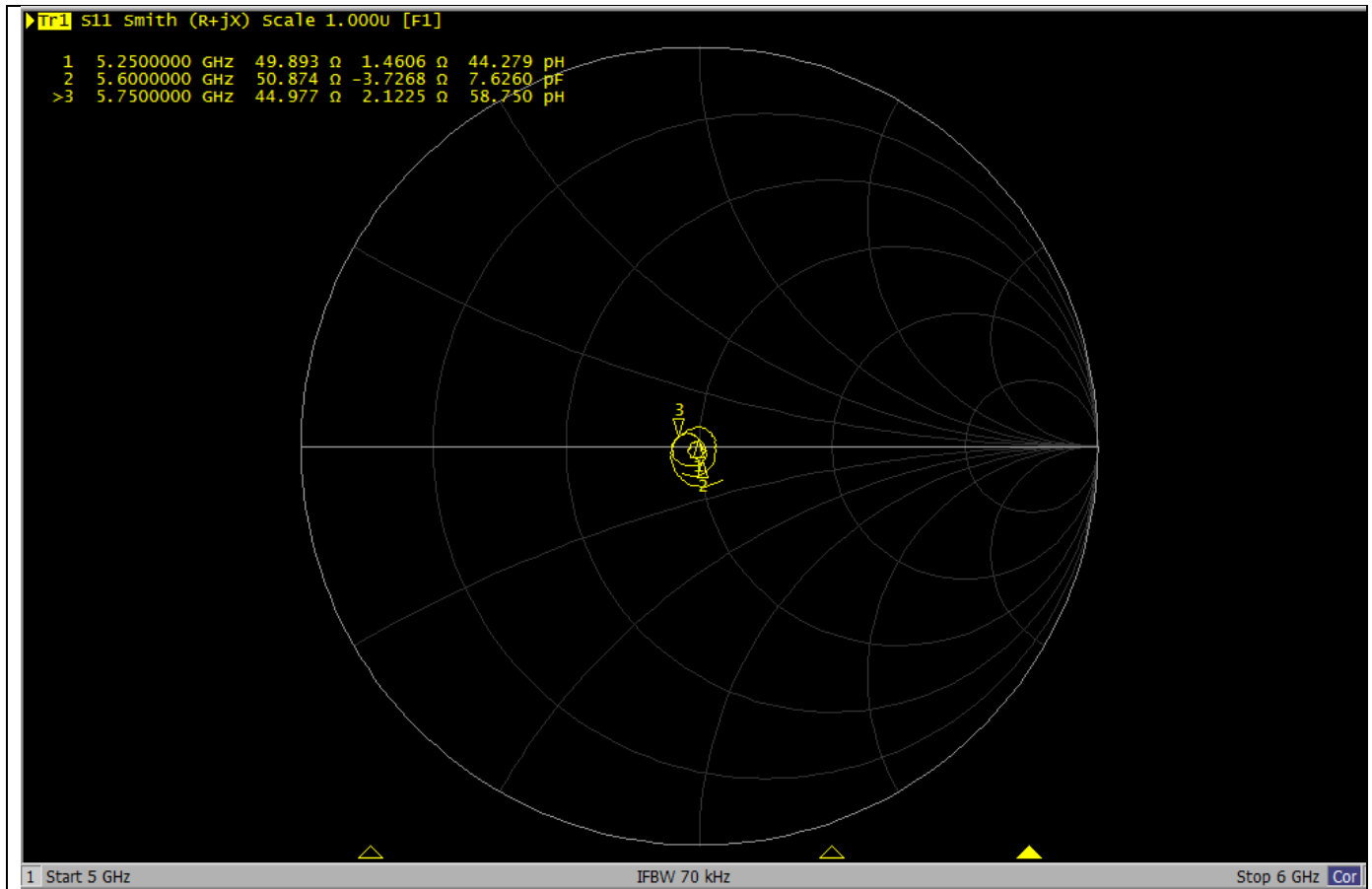
ISSUED BY UL INTERNATIONAL (UK) LTD

UKAS Accredited Calibration Laboratory No. 5772

CERTIFICATE
NUMBER :
14030223JD01G

Page 9 of 10

Impedance Measurement Plot for Head Stimulating Liquid (HSL)



CERTIFICATE OF CALIBRATION

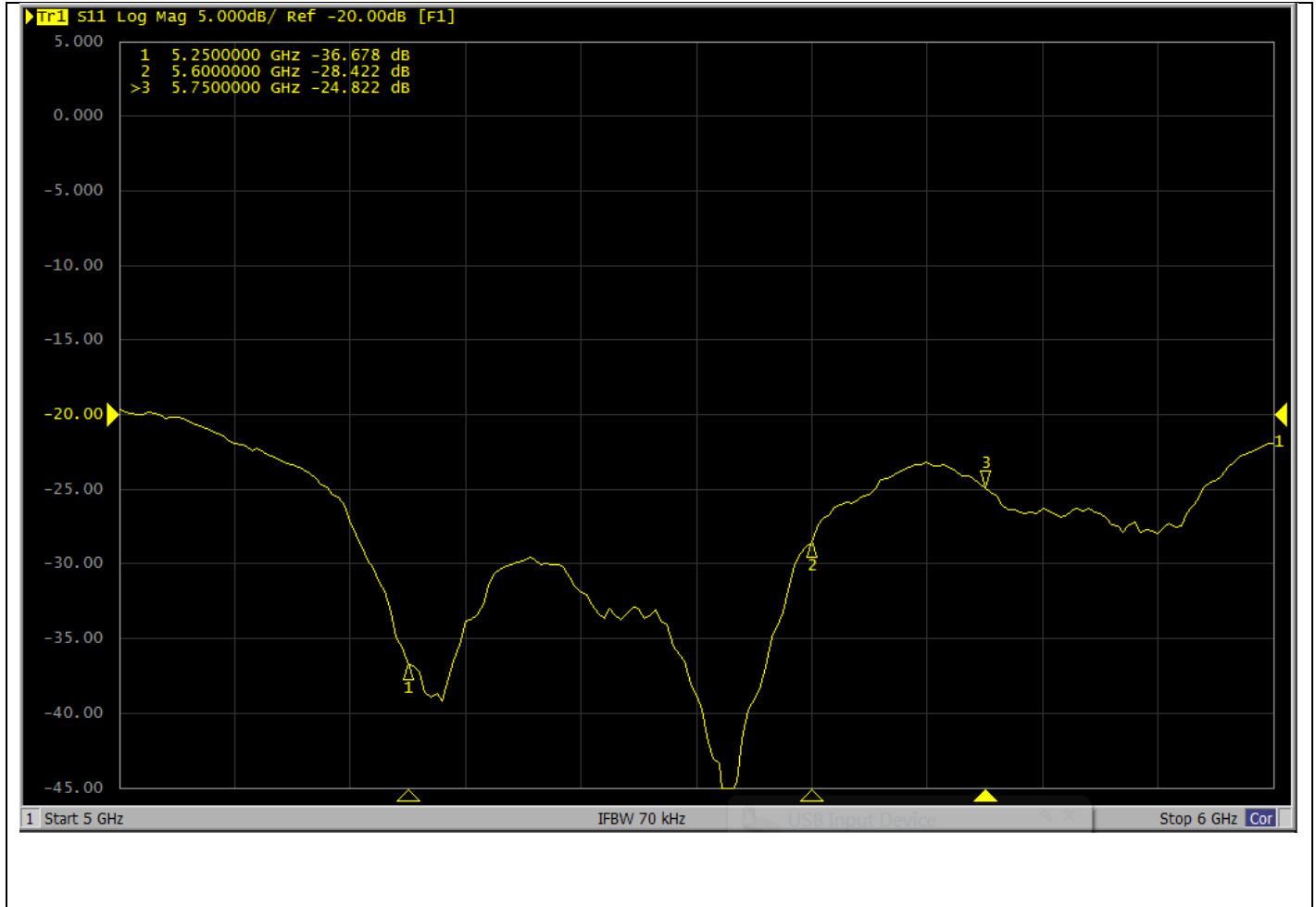
ISSUED BY UL INTERNATIONAL (UK) LTD

UKAS Accredited Calibration Laboratory No. 5772


CERTIFICATE
NUMBER :
14030223JD01G


Page 10 of 10


Return Loss Measurement Plot for Head Stimulating Liquid (HSL)



Calibration Certificate Label:

	<p>UL INTERNATIONAL (UK) LTD Tel: +44 (0) 1256312100</p> <p>Certificate Number: 14030223JD01G</p> <p>Instrument ID: 1213</p> <p>Calibration Date: 12/Oct/2021</p> <p>Calibration Due Date:</p>
---	--

	<p>UL INTERNATIONAL (UK) LTD Tel: +44 (0) 1256312100</p> <p>Certificate Number: 14030223JD01G</p> <p>Instrument ID: 1213</p> <p>Calibration Date: 12/Oct/2021</p> <p>Calibration Due Date:</p>
---	--

	<p>UL INTERNATIONAL (UK) LTD Tel: +44 (0) 1256312100</p> <p>Certificate Number: 14030223JD01G</p> <p>Instrument ID: 1213</p> <p>Calibration Date: 12/Oct/2021</p> <p>Calibration Due Date:</p>
---	--