



Pictures of Test Arrangements

1. Conducted Emissions at Mains Ports

Mode 1





Mode 2





2. Radiated Emissions up to 1 GHz

Mode 1





Mode 2



3. Radiated Emissions above 1 GHz

Mode 1



Mode 2

