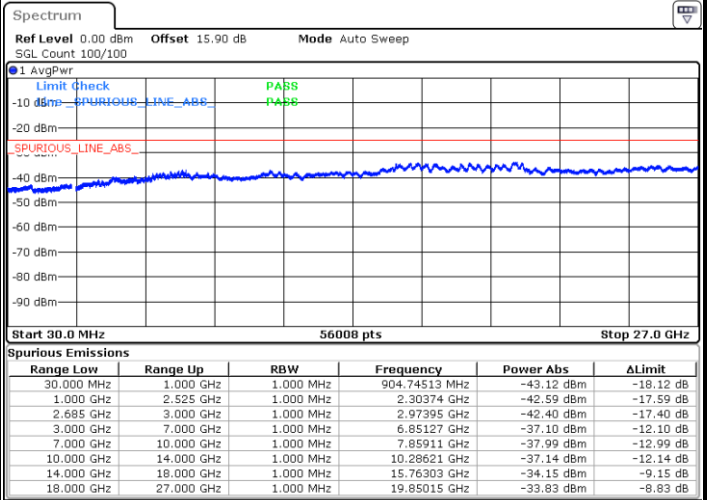
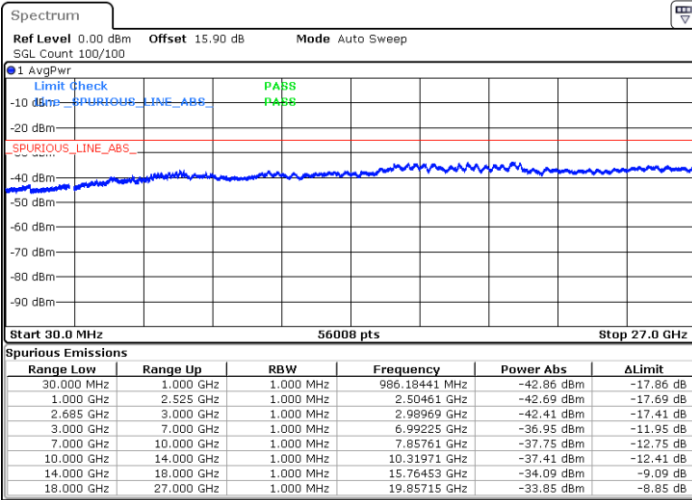




LTE Band 41 / 15MHz

Lowest Channel / 64QAM

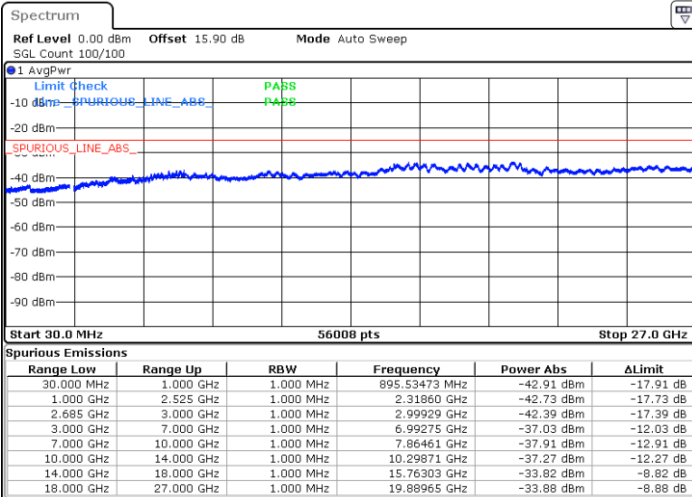
Middle Channel / 64QAM



Date: 5.OCT.2017 17:23:17

Date: 5.OCT.2017 17:24:12

Highest Channel / 64QAM



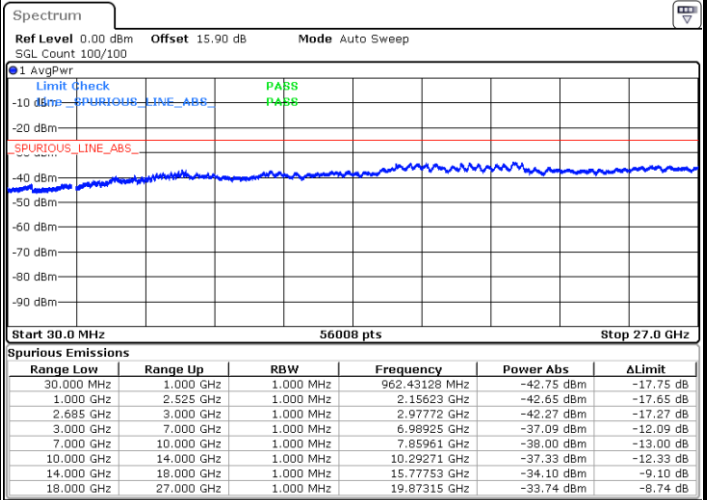
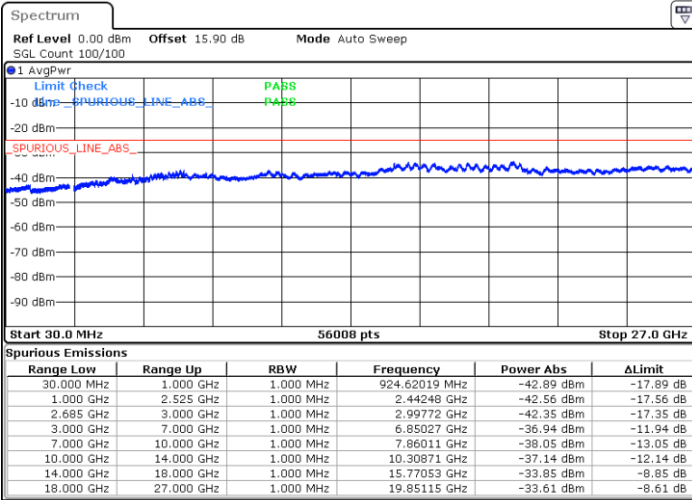
Date: 5.OCT.2017 17:25:06



LTE Band 41 / 20MHz

Lowest Channel / 64QAM

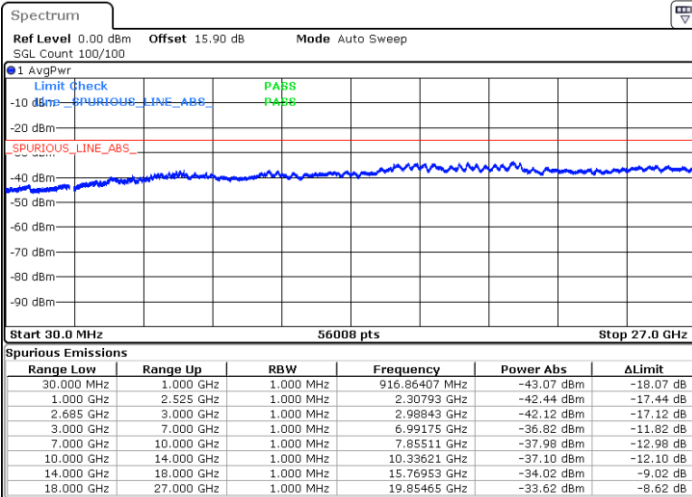
Middle Channel / 64QAM



Date: 5.OCT.2017 17:26:01

Date: 5.OCT.2017 17:26:56

Highest Channel / 64QAM



Date: 5.OCT.2017 17:27:51



Frequency Stability

Test Conditions		LTE Band 41 (QPSK) / Middle Channel	Limit
Temperature (°C)	Voltage (Volt)	BW 10MHz	Note 2.
		Deviation (ppm)	Result
50	Normal Voltage	0.0000	PASS
40	Normal Voltage	0.0002	
30	Normal Voltage	0.0084	
20(Ref.)	Normal Voltage	0.0000	
10	Normal Voltage	0.0002	
0	Normal Voltage	0.0089	
-10	Normal Voltage	0.0003	
-20	Normal Voltage	0.0083	
-30	Normal Voltage	0.0086	
20	Maximum Voltage	0.0083	
20	Normal Voltage	0.0000	
20	Battery End Point	0.0088	

Note:

1. Normal Voltage =3.85 V. ; Battery End Point (BEP) =3.4 V. ; Maximum Voltage =4.4 V.
2. Note: The frequency fundamental emissions stay within the authorized frequency block.



Appendix B. Test Results of ERP/EIRP and Radiated Test

ERP/EIRP

LTE Band 2 / 1.4MHz (Average) (GT - LC = 0.1 dB)							
Channel	Mode	RB		Conducted		EIRP	
		Size	Offset	Power (dBm)	Power (Watts)	EIRP(dBm)	EIRP(W)
Lowest	QPSK	3	1	23.51	0.2244	23.61	0.2296
Middle		3	1	23.61	0.2296	23.71	0.2350
Highest		3	1	23.40	0.2188	23.50	0.2239
Lowest	16QAM	1	3	22.62	0.1828	22.72	0.1871
Middle		1	3	22.88	0.1941	22.98	0.1986
Highest		1	3	22.54	0.1795	22.64	0.1837
Lowest	64QAM	3	1	21.58	0.1439	21.68	0.1472
Middle		3	1	21.97	0.1574	22.07	0.1611
Highest		3	1	21.62	0.1452	21.72	0.1486
Limit	EIRP < 2W			Result		PASS	

LTE Band 2 / 3MHz (Average) (GT - LC = 0.1 dB)							
Channel	Mode	RB		Conducted		EIRP	
		Size	Offset	Power (dBm)	Power (Watts)	EIRP(dBm)	EIRP(W)
Lowest	QPSK	1	8	23.45	0.2213	23.55	0.2265
Middle		1	8	23.63	0.2307	23.73	0.2360
Highest		1	8	23.38	0.2178	23.48	0.2228
Lowest	16QAM	1	8	22.61	0.1824	22.71	0.1866
Middle		1	8	22.89	0.1945	22.99	0.1991
Highest		1	8	22.58	0.1811	22.68	0.1854
Lowest	64QAM	1	14	21.70	0.1479	21.80	0.1514
Middle		1	14	21.95	0.1567	22.05	0.1603
Highest		1	14	21.74	0.1493	21.84	0.1528
Limit	EIRP < 2W			Result		PASS	

LTE Band 2 / 5MHz (Average) (GT - LC = 0.1 dB)							
Channel	Mode	RB		Conducted		EIRP	
		Size	Offset	Power (dBm)	Power (Watts)	EIRP(dBm)	EIRP(W)
Lowest	QPSK	1	0	23.53	0.2254	23.63	0.2307
Middle		1	0	23.66	0.2323	23.76	0.2377
Highest		1	0	23.44	0.2208	23.54	0.2259
Lowest	16QAM	1	0	22.68	0.1854	22.78	0.1897
Middle		1	0	22.95	0.1972	23.05	0.2018
Highest		1	0	22.72	0.1871	22.82	0.1914
Lowest	64QAM	1	12	21.69	0.1476	21.79	0.1510
Middle		1	12	21.96	0.1570	22.06	0.1607
Highest		1	12	21.81	0.1517	21.91	0.1552
Limit	EIRP < 2W			Result		PASS	



LTE Band 2 / 10MHz (Average) (GT - LC = 0.1 dB)							
Channel	Mode	RB		Conducted		EIRP	
		Size	Offset	Power (dBm)	Power (Watts)	EIRP(dBm)	EIRP(W)
Lowest	QPSK	1	0	23.54	0.2259	23.64	0.2312
Middle		1	0	23.70	0.2344	23.80	0.2399
Highest		1	0	23.47	0.2223	23.57	0.2275
Lowest	16QAM	1	0	22.75	0.1884	22.85	0.1928
Middle		1	0	23.00	0.1995	23.10	0.2042
Highest		1	0	22.77	0.1892	22.87	0.1936
Lowest	64QAM	1	49	21.85	0.1531	21.95	0.1567
Middle		1	49	22.00	0.1585	22.10	0.1622
Highest		1	49	21.94	0.1563	22.04	0.1600
Limit	EIRP < 2W		Result		PASS		

LTE Band 2 / 15MHz (Average) (GT - LC = 0.1 dB)							
Channel	Mode	RB		Conducted		EIRP	
		Size	Offset	Power (dBm)	Power (Watts)	EIRP(dBm)	EIRP(W)
Lowest	QPSK	1	0	23.71	0.2350	23.81	0.2404
Middle		1	0	23.79	0.2393	23.89	0.2449
Highest		1	0	23.54	0.2259	23.64	0.2312
Lowest	16QAM	1	0	22.86	0.1932	22.96	0.1977
Middle		1	0	23.00	0.1995	23.10	0.2042
Highest		1	0	22.86	0.1932	22.96	0.1977
Lowest	64QAM	1	0	21.79	0.1510	21.89	0.1545
Middle		1	0	21.97	0.1574	22.07	0.1611
Highest		1	0	21.96	0.1570	22.06	0.1607
Limit	EIRP < 2W		Result		PASS		

LTE Band 2 / 20MHz (Average) (GT - LC = 0.1 dB)							
Channel	Mode	RB		Conducted		EIRP	
		Size	Offset	Power (dBm)	Power (Watts)	EIRP(dBm)	EIRP(W)
Lowest	QPSK	1	0	23.60	0.2291	23.70	0.2344
Middle		1	0	23.79	0.2393	23.89	0.2449
Highest		1	0	23.56	0.2270	23.66	0.2323
Lowest	16QAM	1	0	22.79	0.1901	22.89	0.1945
Middle		1	0	23.00	0.1995	23.10	0.2042
Highest		1	0	22.84	0.1923	22.94	0.1968
Lowest	64QAM	1	0	21.91	0.1552	22.01	0.1589
Middle		1	0	21.97	0.1574	22.07	0.1611
Highest		1	0	21.93	0.1560	22.03	0.1596
Limit	EIRP < 2W		Result		PASS		



LTE Band 5 / 1.4MHz (Average) (GT - LC = -0.8 dB)							
Channel	Mode	RB		Conducted		ERP	
		Size	Offset	Power (dBm)	Power (Watts)	ERP(dBm)	ERP(W)
Lowest	QPSK	3	1	24.23	0.2649	21.28	0.1343
Middle		3	1	24.32	0.2704	21.37	0.1371
Highest		3	1	24.38	0.2742	21.43	0.1390
Lowest	16QAM	1	3	23.40	0.2188	20.45	0.1109
Middle		1	3	23.49	0.2234	20.54	0.1132
Highest		1	3	23.34	0.2158	20.39	0.1094
Lowest	64QAM	1	0	22.21	0.1663	19.26	0.0843
Middle		1	0	22.27	0.1687	19.32	0.0855
Highest		1	0	22.36	0.1722	19.41	0.0873
Limit	ERP < 7W			Result		PASS	

LTE Band 5 / 3MHz (Average) (GT - LC = -0.8 dB)							
Channel	Mode	RB		Conducted		ERP	
		Size	Offset	Power (dBm)	Power (Watts)	ERP(dBm)	ERP(W)
Lowest	QPSK	1	0	24.21	0.2636	21.26	0.1337
Middle		1	0	24.35	0.2723	21.40	0.1380
Highest		1	0	24.39	0.2748	21.44	0.1393
Lowest	16QAM	1	8	23.45	0.2213	20.50	0.1122
Middle		1	8	23.48	0.2228	20.53	0.1130
Highest		1	8	23.39	0.2183	20.44	0.1107
Lowest	64QAM	1	0	22.30	0.1698	19.35	0.0861
Middle		1	0	22.07	0.1611	19.12	0.0817
Highest		1	0	21.91	0.1552	18.96	0.0787
Limit	ERP < 7W			Result		PASS	

LTE Band 5 / 5MHz (Average) (GT - LC = -0.8 dB)							
Channel	Mode	RB		Conducted		ERP	
		Size	Offset	Power (dBm)	Power (Watts)	ERP(dBm)	ERP(W)
Lowest	QPSK	1	0	24.32	0.2704	21.37	0.1371
Middle		1	0	24.34	0.2716	21.39	0.1377
Highest		1	0	24.42	0.2767	21.47	0.1403
Lowest	16QAM	1	0	23.46	0.2218	20.51	0.1125
Middle		1	0	23.50	0.2239	20.55	0.1135
Highest		1	0	23.48	0.2228	20.53	0.1130
Lowest	64QAM	1	0	22.30	0.1698	19.35	0.0861
Middle		1	0	22.42	0.1746	19.47	0.0885
Highest		1	0	22.40	0.1738	19.45	0.0881
Limit	ERP < 7W			Result		PASS	



LTE Band 5 / 10MHz (Average) (GT - LC = -0.8 dB)							
Channel	Mode	RB		Conducted		ERP	
		Size	Offset	Power (dBm)	Power (Watts)	ERP(dBm)	ERP(W)
Lowest	QPSK	1	25	24.28	0.2679	21.33	0.1358
Middle		1	25	24.31	0.2698	21.36	0.1368
Highest		1	25	24.21	0.2636	21.26	0.1337
Lowest	16QAM	1	25	23.48	0.2228	20.53	0.1130
Middle		1	25	23.48	0.2228	20.53	0.1130
Highest		1	25	23.34	0.2158	20.39	0.1094
Lowest	64QAM	1	0	22.27	0.1687	19.32	0.0855
Middle		1	0	22.35	0.1718	19.40	0.0871
Highest		1	0	22.43	0.1750	19.48	0.0887
Limit	ERP < 7W			Result		PASS	



LTE Band 7 / 5MHz (Average) (GT - LC = -1.4 dB)							
Channel	Mode	RB		Conducted		EIRP	
		Size	Offset	Power (dBm)	Power (Watts)	EIRP(dBm)	EIRP(W)
Lowest	QPSK	1	24	24.41	0.2761	23.01	0.2000
Middle		1	24	24.25	0.2661	22.85	0.1928
Highest		1	24	24.10	0.2570	22.70	0.1862
Lowest	16QAM	1	12	23.50	0.2239	22.10	0.1622
Middle		1	12	23.43	0.2203	22.03	0.1596
Highest		1	12	23.34	0.2158	21.94	0.1563
Lowest	64QAM	1	12	22.42	0.1746	21.02	0.1265
Middle		1	12	22.49	0.1774	21.09	0.1285
Highest		1	12	22.45	0.1758	21.05	0.1274
Limit	EIRP < 2W			Result		PASS	

LTE Band 7 / 10MHz (Average) (GT - LC = -1.4 dB)							
Channel	Mode	RB		Conducted		EIRP	
		Size	Offset	Power (dBm)	Power (Watts)	EIRP(dBm)	EIRP(W)
Lowest	QPSK	1	25	24.38	0.2742	22.98	0.1986
Middle		1	25	24.21	0.2636	22.81	0.1910
Highest		1	25	24.09	0.2564	22.69	0.1858
Lowest	16QAM	1	25	23.50	0.2239	22.10	0.1622
Middle		1	25	23.48	0.2228	22.08	0.1614
Highest		1	25	23.33	0.2153	21.93	0.1560
Lowest	64QAM	1	49	22.44	0.1754	21.04	0.1271
Middle		1	49	22.45	0.1758	21.05	0.1274
Highest		1	49	22.48	0.1770	21.08	0.1282
Limit	EIRP < 2W			Result		PASS	

LTE Band 7 / 15MHz (Average) (GT - LC = -1.4 dB)							
Channel	Mode	RB		Conducted		EIRP	
		Size	Offset	Power (dBm)	Power (Watts)	EIRP(dBm)	EIRP(W)
Lowest	QPSK	1	37	24.33	0.2710	22.93	0.1963
Middle		1	37	24.18	0.2618	22.78	0.1897
Highest		1	37	24.04	0.2535	22.64	0.1837
Lowest	16QAM	1	37	23.50	0.2239	22.10	0.1622
Middle		1	37	23.41	0.2193	22.01	0.1589
Highest		1	37	23.35	0.2163	21.95	0.1567
Lowest	64QAM	1	74	22.41	0.1742	21.01	0.1262
Middle		1	74	22.50	0.1778	21.10	0.1288
Highest		1	74	22.45	0.1758	21.05	0.1274
Limit	EIRP < 2W			Result		PASS	



LTE Band 7 / 20MHz (Average) (GT - LC = -1.4 dB)							
Channel	Mode	RB		Conducted		EIRP	
		Size	Offset	Power (dBm)	Power (Watts)	EIRP(dBm)	EIRP(W)
Lowest	QPSK	1	49	24.22	0.2642	22.82	0.1914
Middle		1	49	24.17	0.2612	22.77	0.1892
Highest		1	49	24.08	0.2559	22.68	0.1854
Lowest	16QAM	1	49	23.44	0.2208	22.04	0.1600
Middle		1	49	23.49	0.2234	22.09	0.1618
Highest		1	49	23.34	0.2158	21.94	0.1563
Lowest	64QAM	1	49	22.49	0.1774	21.09	0.1285
Middle		1	49	22.45	0.1758	21.05	0.1274
Highest		1	49	22.45	0.1758	21.05	0.1274
Limit	EIRP < 2W			Result		PASS	



LTE Band 41 / 5MHz (Average) (GT - LC = -1.4 dB)							
Channel	Mode	RB		Conducted		EIRP	
		Size	Offset	Power (dBm)	Power (Watts)	EIRP(dBm)	EIRP(W)
Lowest	QPSK	1	0	23.46	0.2218	22.06	0.1607
Middle		1	0	23.97	0.2495	22.57	0.1807
Highest		1	0	23.79	0.2393	22.39	0.1734
Lowest	16QAM	1	12	22.61	0.1824	21.21	0.1321
Middle		1	12	23.05	0.2018	21.65	0.1462
Highest		1	12	22.92	0.1959	21.52	0.1419
Lowest	64QAM	1	24	21.49	0.1409	20.09	0.1021
Middle		1	24	21.39	0.1377	19.99	0.0998
Highest		1	24	21.94	0.1563	20.54	0.1132
Limit	EIRP < 2W			Result		PASS	

LTE Band 41 / 10MHz (Average) (GT - LC = -1.4 dB)							
Channel	Mode	RB		Conducted		EIRP	
		Size	Offset	Power (dBm)	Power (Watts)	EIRP(dBm)	EIRP(W)
Lowest	QPSK	1	49	23.75	0.2371	22.35	0.1718
Middle		1	49	23.99	0.2506	22.59	0.1816
Highest		1	49	23.84	0.2421	22.44	0.1754
Lowest	16QAM	1	25	22.69	0.1858	21.29	0.1346
Middle		1	25	23.01	0.2000	21.61	0.1449
Highest		1	25	22.87	0.1936	21.47	0.1403
Lowest	64QAM	1	49	21.49	0.1409	20.09	0.1021
Middle		1	49	21.39	0.1377	19.99	0.0998
Highest		1	49	21.99	0.1581	20.59	0.1146
Limit	EIRP < 2W			Result		PASS	

LTE Band 41 / 15MHz (Average) (GT - LC = -1.4 dB)							
Channel	Mode	RB		Conducted		EIRP	
		Size	Offset	Power (dBm)	Power (Watts)	EIRP(dBm)	EIRP(W)
Lowest	QPSK	1	37	23.58	0.2280	22.18	0.1652
Middle		1	37	23.91	0.2460	22.51	0.1782
Highest		1	37	23.73	0.2360	22.33	0.1710
Lowest	16QAM	1	37	22.69	0.1858	21.29	0.1346
Middle		1	37	23.09	0.2037	21.69	0.1476
Highest		1	37	22.96	0.1977	21.56	0.1432
Lowest	64QAM	1	74	21.54	0.1426	20.14	0.1033
Middle		1	74	21.56	0.1432	20.16	0.1038
Highest		1	74	21.87	0.1538	20.47	0.1114
Limit	EIRP < 2W			Result		PASS	



LTE Band 41 / 20MHz (Average) (GT - LC = -1.4 dB)							
Channel	Mode	RB		Conducted		EIRP	
		Size	Offset	Power (dBm)	Power (Watts)	EIRP(dBm)	EIRP(W)
Lowest	QPSK	1	49	23.52	0.2249	22.12	0.1629
Middle		1	49	23.77	0.2382	22.37	0.1726
Highest		1	49	23.55	0.2265	22.15	0.1641
Lowest	16QAM	1	99	22.78	0.1897	21.38	0.1374
Middle		1	99	23.20	0.2089	21.80	0.1514
Highest		1	99	23.01	0.2000	21.61	0.1449
Lowest	64QAM	1	99	21.37	0.1371	19.97	0.0993
Middle		1	99	21.48	0.1406	20.08	0.1019
Highest		1	99	21.85	0.1531	20.45	0.1109
Limit	EIRP < 2W			Result		PASS	



Radiated Spurious Emission

LTE Band 2

LTE Band 2 / 1.4MHz / QPSK									
Channel	Frequency (MHz)	EIRP (dBm)	Limit (dBm)	Over Limit (dB)	SPA Reading (dBm)	S.G. Power (dBm)	TX Cable loss (dB)	TX Antenna Gain (dBi)	Polarization (H/V)
Middle	3763	-54.80	-13	-41.80	-73.77	-66.50	0.64	12.34	H
	5639	-44.43	-13	-31.43	-65.31	-55.84	0.83	12.24	H
	7515	-51.80	-13	-38.80	-76.01	-60.78	0.99	9.97	H
									H
									H
									H
									H
	3763	-54.18	-13	-41.18	-73.95	-65.88	0.64	12.34	V
	5639	-44.77	-13	-31.77	-66.54	-56.18	0.83	12.24	V
	7515	-51.68	-13	-38.68	-75.94	-60.66	0.99	9.97	V
									V
									V
									V
									V

Remark: Spurious emissions within 30-1000MHz were found more than 20dB below limit line.



LTE Band 2 / 3MHz / QPSK									
Channel	Frequency (MHz)	EIRP (dBm)	Limit (dBm)	Over Limit (dB)	SPA Reading (dBm)	S.G. Power (dBm)	TX Cable loss (dB)	TX Antenna Gain (dBi)	Polarization (H/V)
Middle	3756	-53.68	-13	-40.68	-72.64	-65.39	0.64	12.35	H
	5639	-42.41	-13	-29.41	-63.29	-53.82	0.83	12.24	H
	7515	-51.62	-13	-38.62	-75.83	-60.60	0.99	9.97	H
									H
									H
									H
									H
	3756	-54.35	-13	-41.35	-74.09	-66.06	0.64	12.35	V
	5639	-43.36	-13	-30.36	-65.13	-54.77	0.83	12.24	V
	7515	-51.33	-13	-38.33	-75.59	-60.31	0.99	9.97	V
									V
									V
									V
									V

Remark: Spurious emissions within 30-1000MHz were found more than 20dB below limit line.



LTE Band 2 / 5MHz / QPSK									
Channel	Frequency (MHz)	EIRP (dBm)	Limit (dBm)	Over Limit (dB)	SPA Reading (dBm)	S.G. Power (dBm)	TX Cable loss (dB)	TX Antenna Gain (dBi)	Polarization (H/V)
Middle	3756	-54.83	-13	-41.83	-73.79	-66.54	0.64	12.35	H
	5632	-44.98	-13	-31.98	-65.84	-56.38	0.83	12.23	H
	7508	-51.95	-13	-38.95	-76.16	-60.90	0.99	9.94	H
									H
									H
									H
									H
	3756	-54.20	-13	-41.20	-73.94	-65.91	0.64	12.35	V
	5632	-42.75	-13	-29.75	-64.46	-54.15	0.83	12.23	V
	7508	-51.99	-13	-38.99	-76.25	-60.94	0.99	9.94	V
									V
									V
									V
									V

Remark: Spurious emissions within 30-1000MHz were found more than 20dB below limit line.



LTE Band 2 / 10MHz / QPSK									
Channel	Frequency (MHz)	EIRP (dBm)	Limit (dBm)	Over Limit (dB)	SPA Reading (dBm)	S.G. Power (dBm)	TX Cable loss (dB)	TX Antenna Gain (dBi)	Polarization (H/V)
Middle	3750	-55.52	-13	-42.52	-74.48	-67.23	0.64	12.35	H
	5625	-40.26	-13	-27.26	-61.13	-51.65	0.83	12.23	H
	7500	-51.60	-13	-38.60	-75.78	-60.51	0.99	9.90	H
									H
									H
									H
									H
	3750	-55.15	-13	-42.15	-74.89	-66.86	0.64	12.35	V
	5625	-40.01	-13	-27.01	-61.73	-51.40	0.83	12.23	V
	7500	-51.45	-13	-38.45	-75.72	-60.36	0.99	9.90	V
									V
									V
									V
									V

Remark: Spurious emissions within 30-1000MHz were found more than 20dB below limit line.



LTE Band 2 / 15MHz / QPSK									
Channel	Frequency (MHz)	EIRP (dBm)	Limit (dBm)	Over Limit (dB)	SPA Reading (dBm)	S.G. Power (dBm)	TX Cable loss (dB)	TX Antenna Gain (dBi)	Polarization (H/V)
Middle	3749	-55.90	-13	-42.90	-74.86	-67.61	0.64	12.35	H
	5618	-41.69	-13	-28.69	-62.56	-53.07	0.84	12.22	H
	7493	-51.75	-13	-38.75	-75.93	-60.67	0.99	9.92	H
									H
									H
									H
									H
	3749	-54.51	-13	-41.51	-74.25	-66.22	0.64	12.35	V
	5618	-43.18	-13	-30.18	-64.9	-54.56	0.84	12.22	V
	7493	-50.82	-13	-37.82	-75.09	-59.74	0.99	9.92	V
									V
									V
									V
									V

Remark: Spurious emissions within 30-1000MHz were found more than 20dB below limit line.



LTE Band 2 / 20MHz / QPSK									
Channel	Frequency (MHz)	EIRP (dBm)	Limit (dBm)	Over Limit (dB)	SPA Reading (dBm)	S.G. Power (dBm)	TX Cable loss (dB)	TX Antenna Gain (dBi)	Polarization (H/V)
Middle	3742	-55.45	-13	-42.45	-74.4	-67.17	0.64	12.35	H
	5611	-44.45	-13	-31.45	-65.3	-55.83	0.84	12.21	H
	7484	-51.25	-13	-38.25	-75.44	-60.20	0.99	9.94	H
									H
									H
									H
									H
	3742	-55.10	-13	-42.10	-74.79	-66.82	0.64	12.35	V
	5611	-43.60	-13	-30.60	-65.26	-54.98	0.84	12.21	V
	7484	-51.25	-13	-38.25	-75.5	-60.19	0.99	9.94	V
									V
									V
									V
									V

Remark: Spurious emissions within 30-1000MHz were found more than 20dB below limit line.



LTE Band 5

LTE Band 5 / 1.4MHz / QPSK									
Channel	Frequency (MHz)	EIRP (dBm)	Limit (dBm)	Over Limit (dB)	SPA Reading (dBm)	S.G. Power (dBm)	TX Cable loss (dB)	TX Antenna Gain (dBi)	Polarization (H/V)
Highest	1696	-50.03	-13	-37.03	-60.93	-56.47	0.41	9.01	H
	2544	-43.01	-13	-30.01	-58.1	-51.14	0.51	10.79	H
	3392	-59.88	-13	-46.88	-75.99	-69.24	0.60	12.11	H
	4240	-56.10	-13	-43.10	-75.19	-65.37	0.68	12.10	H
									H
									H
									H
	1696	-56.18	-13	-43.18	-67.12	-62.62	0.41	9.01	V
	2544	-43.46	-13	-30.46	-57.93	-51.59	0.51	10.79	V
	3392	-59.46	-13	-46.46	-75.97	-68.82	0.60	12.11	V
	4240	-56.02	-13	-43.02	-75.7	-65.29	0.68	12.10	V
									V
									V
									V

Remark: Spurious emissions within 30-1000MHz were found more than 20dB below limit line.



LTE Band 5 / 3MHz / QPSK									
Channel	Frequency (MHz)	ERP (dBm)	Limit (dBm)	Over Limit (dB)	SPA Reading (dBm)	S.G. Power (dBm)	TX Cable loss (dB)	TX Antenna Gain (dBi)	Polarization (H/V)
Highest	1696	-49.15	-13	-36.15	-60.05	-55.59	0.41	9.01	H
	2536	-44.82	-13	-31.82	-59.92	-52.95	0.51	10.79	H
	3384	-60.20	-13	-47.20	-76.33	-69.53	0.60	12.08	H
									H
									H
									H
									H
	1696	-52.11	-13	-39.11	-63.05	-58.55	0.41	9.01	V
	2536	-43.55	-13	-30.55	-58	-51.68	0.51	10.79	V
	3384	-59.83	-13	-46.83	-76.36	-69.16	0.60	12.08	V
									V
									V
									V
									V

Remark: Spurious emissions within 30-1000MHz were found more than 20dB below limit line.



LTE Band 5 / 5MHz / QPSK									
Channel	Frequency (MHz)	ERP (dBm)	Limit (dBm)	Over Limit (dB)	SPA Reading (dBm)	S.G. Power (dBm)	TX Cable loss (dB)	TX Antenna Gain (dBi)	Polarization (H/V)
Highest	1688	-46.70	-13	-33.70	-57.57	-53.12	0.41	8.98	H
	2536	-44.18	-13	-31.18	-59.28	-52.31	0.51	10.79	H
	3376	-60.06	-13	-47.06	-76.19	-69.36	0.60	12.05	H
									H
									H
									H
									H
	1688	-51.06	-13	-38.06	-61.95	-57.48	0.41	8.98	V
	2536	-47.58	-13	-34.58	-62.03	-55.71	0.51	10.79	V
	3376	-59.76	-13	-46.76	-76.29	-69.06	0.60	12.05	V
									V
									V
									V
									V

Remark: Spurious emissions within 30-1000MHz were found more than 20dB below limit line.



LTE Band 5 / 10MHz / QPSK									
Channel	Frequency (MHz)	ERP (dBm)	Limit (dBm)	Over Limit (dB)	SPA Reading (dBm)	S.G. Power (dBm)	TX Cable loss (dB)	TX Antenna Gain (dBi)	Polarization (H/V)
Middle	1664	-49.51	-13	-36.51	-60.3	-55.84	0.41	8.89	H
	2496	-45.63	-13	-32.63	-60.74	-53.77	0.51	10.79	H
	3328	-59.45	-13	-46.45	-75.65	-68.59	0.59	11.88	H
									H
									H
									H
									H
	1664	-50.69	-13	-37.69	-61.49	-57.02	0.41	8.89	V
	2496	-48.14	-13	-35.14	-62.56	-56.28	0.51	10.79	V
	3328	-59.19	-13	-46.19	-75.81	-68.33	0.59	11.88	V
									V
									V
									V
									V

Remark: Spurious emissions within 30-1000MHz were found more than 20dB below limit line.



LTE Band 7

LTE Band 7 / 5MHz / QPSK									
Channel	Frequency (MHz)	ERP (dBm)	Limit (dBm)	Over Limit (dB)	SPA Reading (dBm)	S.G. Power (dBm)	TX Cable loss (dB)	TX Antenna Gain (dBi)	Polarization (H/V)
Lowest	4998	-45.95	-25	-20.95	-66.73	-57.16	0.79	12.00	H
	7500	-41.22	-25	-16.22	-65.4	-50.13	0.99	9.90	H
	9999	-36.49	-25	-11.49	-65.52	-47.15	1.14	11.80	H
									H
									H
									H
									H
	4998	-52.34	-25	-27.34	-74.25	-63.55	0.79	12.00	V
	7500	-45.71	-25	-20.71	-69.98	-54.62	0.99	9.90	V
	9999	-38.74	-25	-13.74	-66.92	-49.40	1.14	11.80	V
									V
									V
									V
									V

Remark: Spurious emissions within 30-1000MHz were found more than 20dB below limit line.



LTE Band 7 / 10MHz / QPSK									
Channel	Frequency (MHz)	EIRP (dBm)	Limit (dBm)	Over Limit (dB)	SPA Reading (dBm)	S.G. Power (dBm)	TX Cable loss (dB)	TX Antenna Gain (dBi)	Polarization (H/V)
Lowest	5004	-45.77	-25	-20.77	-66.55	-56.98	0.79	12.00	H
	7500	-41.32	-25	-16.32	-65.5	-50.23	0.99	9.90	H
	9999	-36.92	-25	-11.92	-65.95	-47.58	1.14	11.80	H
									H
									H
									H
									H
	5004	-51.86	-25	-26.86	-73.71	-63.07	0.79	12.00	V
	7500	-44.94	-25	-19.94	-69.21	-53.85	0.99	9.90	V
	9999	-40.74	-25	-15.74	-68.92	-51.40	1.14	11.80	V
									V
									V
									V
									V

Remark: Spurious emissions within 30-1000MHz were found more than 20dB below limit line.



LTE Band 7 / 15MHz / QPSK									
Channel	Frequency (MHz)	EIRP (dBm)	Limit (dBm)	Over Limit (dB)	SPA Reading (dBm)	S.G. Power (dBm)	TX Cable loss (dB)	TX Antenna Gain (dBi)	Polarization (H/V)
Lowest	5001	-46.48	-25	-21.48	-67.26	-57.69	0.79	12.00	H
	7500	-40.86	-25	-15.86	-65.04	-49.77	0.99	9.90	H
	10003	-37.91	-25	-12.91	-66.98	-48.54	1.17	11.80	H
									H
									H
									H
									H
	5001	-52.73	-25	-27.73	-74.58	-63.94	0.79	12.00	V
	7500	-45.30	-25	-20.30	-69.57	-54.21	0.99	9.90	V
	10003	-40.26	-25	-15.26	-68.5	-50.89	1.17	11.80	V
									V
									V
									V
									V

Remark: Spurious emissions within 30-1000MHz were found more than 20dB below limit line.



LTE Band 7 / 20MHz / QPSK									
Channel	Frequency (MHz)	EIRP (dBm)	Limit (dBm)	Over Limit (dB)	SPA Reading (dBm)	S.G. Power (dBm)	TX Cable loss (dB)	TX Antenna Gain (dBi)	Polarization (H/V)
Lowest	5004	-46.00	-25	-21.00	-66.78	-57.21	0.79	12.00	H
	7506	-41.95	-25	-16.95	-66.16	-50.89	0.99	9.93	H
	10008	-37.42	-25	-12.42	-66.49	-48.06	1.17	11.80	H
									H
									H
									H
									H
	5004	-52.92	-25	-27.92	-74.77	-64.13	0.79	12.00	V
	7506	-45.60	-25	-20.60	-69.86	-54.54	0.99	9.93	V
	10008	-39.99	-25	-14.99	-68.23	-50.63	1.17	11.80	V
									V
									V
									V
									V

Remark: Spurious emissions within 30-1000MHz were found more than 20dB below limit line.



LTE Band 41

LTE Band 41 / 5MHz / QPSK									
Channel	Frequency (MHz)	EIRP (dBm)	Limit (dBm)	Over Limit (dB)	SPA Reading (dBm)	S.G. Power (dBm)	TX Cable loss (dB)	TX Antenna Gain (dBi)	Polarization (H/V)
Middle	5208	-48.62	-25	-23.62	-69.39	-59.90	0.76	12.04	H
	7806	-43.86	-25	-18.86	-69.03	-54.18	0.98	11.31	H
	10413	-44.64	-25	-19.64	-74.55	-55.53	1.16	12.05	H
									H
									H
									H
									H
	5208	-47.22	-25	-22.22	-68.47	-58.50	0.76	12.04	V
	7806	-41.58	-25	-16.58	-66.77	-51.90	0.98	11.31	V
	10413	-42.96	-25	-17.96	-72.51	-53.85	1.16	12.05	V
									V
									V
									V
									V

Remark: Spurious emissions within 30-1000MHz were found more than 20dB below limit line.



LTE Band 41 / 10MHz / QPSK									
Channel	Frequency (MHz)	EIRP (dBm)	Limit (dBm)	Over Limit (dB)	SPA Reading (dBm)	S.G. Power (dBm)	TX Cable loss (dB)	TX Antenna Gain (dBi)	Polarization (H/V)
Middle	5202	-47.89	-25	-22.89	-68.65	-59.17	0.76	12.04	H
	7800	-44.49	-25	-19.49	-69.66	-54.79	0.98	11.28	H
	10404	-44.78	-25	-19.78	-74.65	-55.66	1.16	12.04	H
									H
									H
									H
									H
	5202	-47.31	-25	-22.31	-68.54	-58.59	0.76	12.04	V
	7800	-41.61	-25	-16.61	-66.8	-51.91	0.98	11.28	V
	10404	-43.61	-25	-18.61	-73.11	-54.49	1.16	12.04	V
									V
									V
									V
									V

Remark: Spurious emissions within 30-1000MHz were found more than 20dB below limit line.



LTE Band 41 / 15MHz / QPSK									
Channel	Frequency (MHz)	EIRP (dBm)	Limit (dBm)	Over Limit (dB)	SPA Reading (dBm)	S.G. Power (dBm)	TX Cable loss (dB)	TX Antenna Gain (dBi)	Polarization (H/V)
Middle	5196	-48.60	-25	-23.60	-69.36	-59.87	0.76	12.04	H
	7794	-42.62	-25	-17.62	-67.79	-52.89	0.98	11.25	H
	10395	-44.61	-25	-19.61	-74.51	-55.49	1.16	12.04	H
									H
									H
									H
									H
	5196	-47.99	-25	-22.99	-69.22	-59.26	0.76	12.04	V
	7794	-41.16	-25	-16.16	-66.35	-51.43	0.98	11.25	V
	10395	-43.64	-25	-18.64	-73.17	-54.52	1.16	12.04	V
									V
									V
									V
									V

Remark: Spurious emissions within 30-1000MHz were found more than 20dB below limit line.



LTE Band 41 / 20MHz / QPSK									
Channel	Frequency (MHz)	EIRP (dBm)	Limit (dBm)	Over Limit (dB)	SPA Reading (dBm)	S.G. Power (dBm)	TX Cable loss (dB)	TX Antenna Gain (dBi)	Polarization (H/V)
Middle	5190	-50.40	-25	-25.40	-71.17	-61.67	0.77	12.04	H
	7788	-42.11	-25	-17.11	-67.21	-52.35	0.98	11.22	H
	10386	-44.50	-25	-19.50	-74.35	-55.37	1.16	12.03	H
									H
									H
									H
									H
	5190	-49.56	-25	-24.56	-70.86	-60.83	0.77	12.04	V
	7788	-40.03	-25	-15.03	-65.14	-50.27	0.98	11.22	V
	10386	-45.03	-25	-20.03	-74.48	-55.90	1.16	12.03	V
									V
									V
									V
									V

Remark: Spurious emissions within 30-1000MHz were found more than 20dB below limit line.