

2024-02-29 System Performance Check Report CLA-13 - SN1017

Summary

Dipole	CLA-13 - SN1017		
Frequency [MHz]	13.0		
Phantom Section TSL	Flat HSL	Dev. Peak [%]	n/a
Power [dBm]	16.0	Iso. Error [%]	-4.6

Exposure Conditions

Dipole Distance [mm]	0	TSL Permittivity	54.3
Conversion Factor	16.02	TSL Conductivity [S/m]	0.746

Hardware Setup


Probe Calibration Date	EX3DV4 - SN7710 2024-01-16	Phantom	ELI V8.0 (20deg probe tilt) - SN2081
DAE Calibration Date	DAE4 Sn1715 2024-02-12	TSL Meas. Date	HBBL600-10000V6 2024-Feb-29

Scans Setup

	Area Scan	Zoom Scan
Grid Extents [mm]	40.0 x 90.0	30.0 x 30.0 x 30.0
Grid Steps [mm]	10.0 x 15.0	6.0 x 6.0 x 1.5
Sensor Surface [mm]	3.0	1.4
Graded Grid	N/A	Yes
M2/M1 [%]		78.2
Dist 3dB Peak [mm]		15.7

Measurement Results

	Area Scan	Zoom Scan
psSAR1g [W/Kg]	0.022	0.021
psSAR10g [W/Kg]	0.018	0.013
Power Drift [dB]	N/A	0.01



2024-02-20 System Performance Check Report D2600V2 - SN1104

Summary

Dipole	D2600V2 - SN1104		
Frequency [MHz]	2600.0		
Phantom Section TSL	Flat HSL	Dev. Peak [%]	-8.3
Power [dBm]	17.0	Iso. Error [%]	2.1

Exposure Conditions

Dipole Distance [mm]	10	TSL Permittivity	39.3
Conversion Factor	7.67	TSL Conductivity [S/m]	1.88

Hardware Setup


Probe Calibration Date	EX3DV4 - SN7711 2023-03-29	Phantom	Twin-SAM V8.0 (30deg probe tilt) - SN2082
DAE Calibration Date	DAE4 Sn1716 2023-03-16	TSL Meas. Date	HBBL-600-10000 2024-Feb-20

Scans Setup

	Area Scan	Zoom Scan
Grid Extents [mm]	40.0 x 80.0	30.0 x 30.0 x 30.0
Grid Steps [mm]	10.0 x 10.0	5.0 x 5.0 x 1.5
Sensor Surface [mm]	3.0	1.4
Graded Grid	N/A	Yes
M2/M1 [%]		79.4
Dist 3dB Peak [mm]		9.0

Measurement Results

	Area Scan	Zoom Scan
psSAR1g [W/Kg]	2.56	2.58
psSAR10g [W/Kg]	1.16	1.18
Power Drift [dB]	N/A	0.01



2024-02-26 System Performance Check Report D2450V2 - SN963

Summary

Dipole	D2450V2 - SN963		
Frequency [MHz]	2450.0		
Phantom Section TSL	Flat HSL	Dev. Peak [%]	-6.1
Power [dBm]	17.0	Iso. Error [%]	0.7

Exposure Conditions

Dipole Distance [mm]	10	TSL Permittivity	41.0
Conversion Factor	7.89	TSL Conductivity [S/m]	1.84

Hardware Setup


Probe Calibration Date	EX3DV4 - SN7710 2024-01-16	Phantom	Twin-SAM V8.0 (30deg probe tilt) - SN2082
DAE Calibration Date	DAE4 Sn1357 2024-01-09	TSL Meas. Date	HBBL600-10000V6 2024-Feb-26

Scans Setup

	Area Scan	Zoom Scan
Grid Extents [mm]	40.0 x 80.0	30.0 x 30.0 x 30.0
Grid Steps [mm]	10.0 x 10.0	5.0 x 5.0 x 1.5
Sensor Surface [mm]	3.0	1.4
Graded Grid	N/A	Yes
M2/M1 [%]		80.6
Dist 3dB Peak [mm]		9.1

Measurement Results

	Area Scan	Zoom Scan
psSAR1g [W/Kg]	2.42	2.43
psSAR10g [W/Kg]	1.12	1.14
Power Drift [dB]	N/A	0.01



2024-01-16 System Performance Check Report D1750V2 - SN1136

Summary

Dipole	D1750V2 - SN1136		
Frequency [MHz]	1750.0		
Phantom Section TSL	Flat HSL	Dev. Peak [%]	-6.3
Power [dBm]	17.0	Iso. Error [%]	2.1

Exposure Conditions

Dipole Distance [mm]	10	TSL Permittivity	39.0
Conversion Factor	9.05	TSL Conductivity [S/m]	1.34

Hardware Setup


Probe Calibration Date	EX3DV4 - SN7709 2022-12-12	Phantom	Twin-SAM V8.0 (30deg probe tilt) - SN1742
DAE Calibration Date	DAE4 Sn1714 2022-11-23	TSL Meas. Date	HBBL-600-10000 2024-Jan-16

Scans Setup

	Area Scan	Zoom Scan
Grid Extents [mm]	40.0 x 90.0	30.0 x 30.0 x 30.0
Grid Steps [mm]	10.0 x 15.0	6.0 x 6.0 x 1.5
Sensor Surface [mm]	3.0	1.4
Graded Grid	N/A	Yes
M2/M1 [%]		84.4
Dist 3dB Peak [mm]		10.8

Measurement Results

	Area Scan	Zoom Scan
psSAR1g [W/Kg]	1.68	1.67
psSAR10g [W/Kg]	0.904	0.889
Power Drift [dB]	N/A	-0.01



2024-01-22 System Performance Check Report D2600V2 - SN1104

Summary

Dipole	D2600V2 - SN1104		
Frequency [MHz]	2600.0		
Phantom Section TSL	Flat HSL	Dev. Peak [%]	-6.1
Power [dBm]	17.0	Iso. Error [%]	2.2

Exposure Conditions

Dipole Distance [mm]	10	TSL Permittivity	37.8
Conversion Factor	8.2	TSL Conductivity [S/m]	1.93

Hardware Setup


Probe Calibration Date	EX3DV4 - SN7709 2022-12-12	Phantom	Twin-SAM V8.0 (30deg probe tilt) - SN1742
DAE Calibration Date	DAE4 Sn1714 2022-11-23	TSL Meas. Date	HBBL-600-10000 2024-Jan-16

Scans Setup

	Area Scan	Zoom Scan
Grid Extents [mm]	40.0 x 80.0	30.0 x 30.0 x 30.0
Grid Steps [mm]	10.0 x 10.0	5.0 x 5.0 x 1.5
Sensor Surface [mm]	3.0	1.4
Graded Grid	N/A	Yes
M2/M1 [%]		80.0
Dist 3dB Peak [mm]		8.6

Measurement Results

	Area Scan	Zoom Scan
psSAR1g [W/Kg]	2.64	2.63
psSAR10g [W/Kg]	1.18	1.18
Power Drift [dB]	N/A	0.00



2024-02-01 System Performance Check Report D750V3 - SN1139

Summary

Dipole	D750V3 - SN1139		
Frequency [MHz]	750.0		
Phantom Section TSL	Flat HSL	Dev. Peak [%]	3.0
Power [dBm]	17.0	Iso. Error [%]	-1.7

Exposure Conditions

Dipole Distance [mm]	15	TSL Permittivity	40.9
Conversion Factor	10.56	TSL Conductivity [S/m]	0.895

Hardware Setup

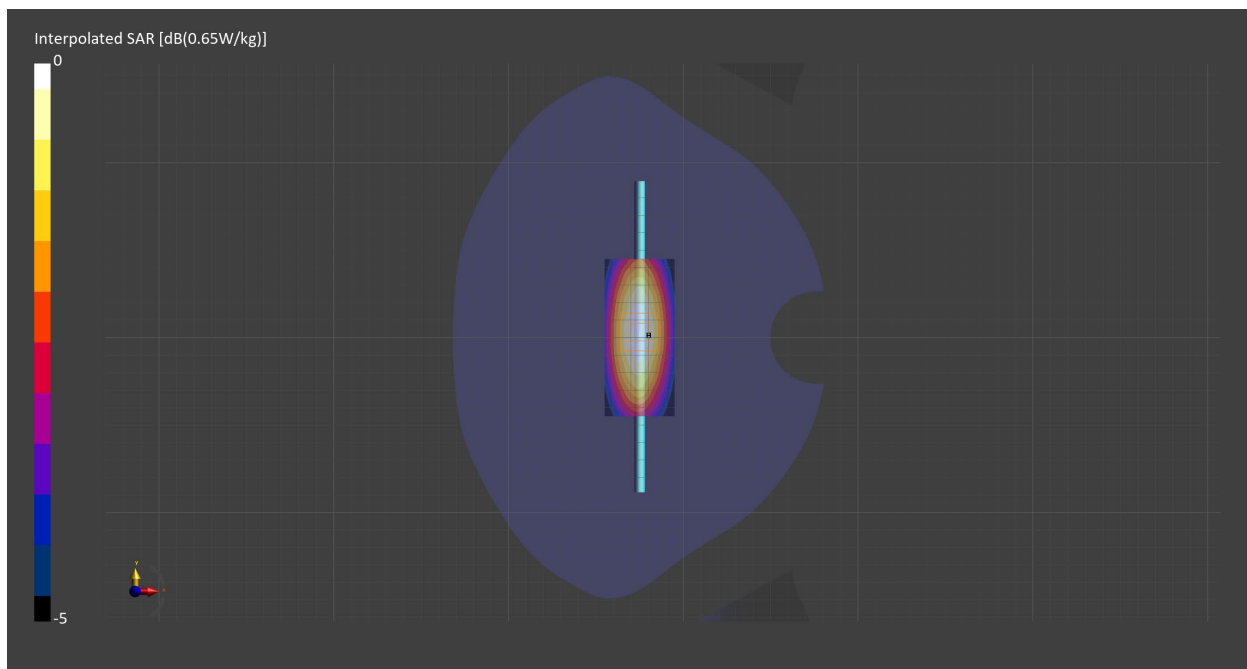
Probe Calibration Date	EX3DV4 - SN7709 2022-12-12	Phantom	Twin-SAM V8.0 (30deg probe tilt) - SN1742
DAE Calibration Date	DAE4 Sn1714 2022-11-23	TSL Meas. Date	HBBL-600-10000 2024-Feb-01

Scans Setup

	Area Scan	Zoom Scan
Grid Extents [mm]	40.0 x 90.0	30.0 x 30.0 x 30.0
Grid Steps [mm]	10.0 x 15.0	6.0 x 6.0 x 1.5
Sensor Surface [mm]	3.0	1.4
Graded Grid	N/A	Yes
M2/M1 [%]		87.7
Dist 3dB Peak [mm]		22.1

Measurement Results

	Area Scan	Zoom Scan
psSAR1g [W/Kg]	0.427	0.422
psSAR10g [W/Kg]	0.283	0.275
Power Drift [dB]	N/A	0.02



2024-02-12 System Performance Check Report D900V2 - SN1d180

Summary

Dipole	D900V2 - SN1d180		
Frequency [MHz]	900.0		
Phantom Section TSL	Flat HSL	Dev. Peak [%]	-3.5
Power [dBm]	17.0	Iso. Error [%]	1.1

Exposure Conditions

Dipole Distance [mm]	15	TSL Permittivity	41.6
Conversion Factor	9.15	TSL Conductivity [S/m]	0.935

Hardware Setup


Probe Calibration Date	EX3DV4 - SN7709 2023-11-30	Phantom	Twin-SAM V8.0 (30deg probe tilt) - SN1742
DAE Calibration Date	DAE4 Sn1714 2023-11-22	TSL Meas. Date	HBBL-600-10000 2024-Feb-12

Scans Setup

	Area Scan	Zoom Scan
Grid Extents [mm]	40.0 x 90.0	30.0 x 30.0 x 30.0
Grid Steps [mm]	10.0 x 15.0	6.0 x 6.0 x 1.5
Sensor Surface [mm]	3.0	1.4
Graded Grid	N/A	Yes
M2/M1 [%]		91.5
Dist 3dB Peak [mm]		17.8

Measurement Results

	Area Scan	Zoom Scan
psSAR1g [W/Kg]	0.569	0.563
psSAR10g [W/Kg]	0.370	0.368
Power Drift [dB]	N/A	0.02



2024-02-19 System Performance Check Report D1900V2 - SN5d202

Summary

Dipole	D1900V2 - SN5d202		
Frequency [MHz]	1900.0		
Phantom Section TSL	Flat HSL	Dev. Peak [%]	9.7
Power [dBm]	17.0	Iso. Error [%]	1.7

Exposure Conditions

Dipole Distance [mm]	10	TSL Permittivity	39.6
Conversion Factor	8.08	TSL Conductivity [S/m]	1.44

Hardware Setup

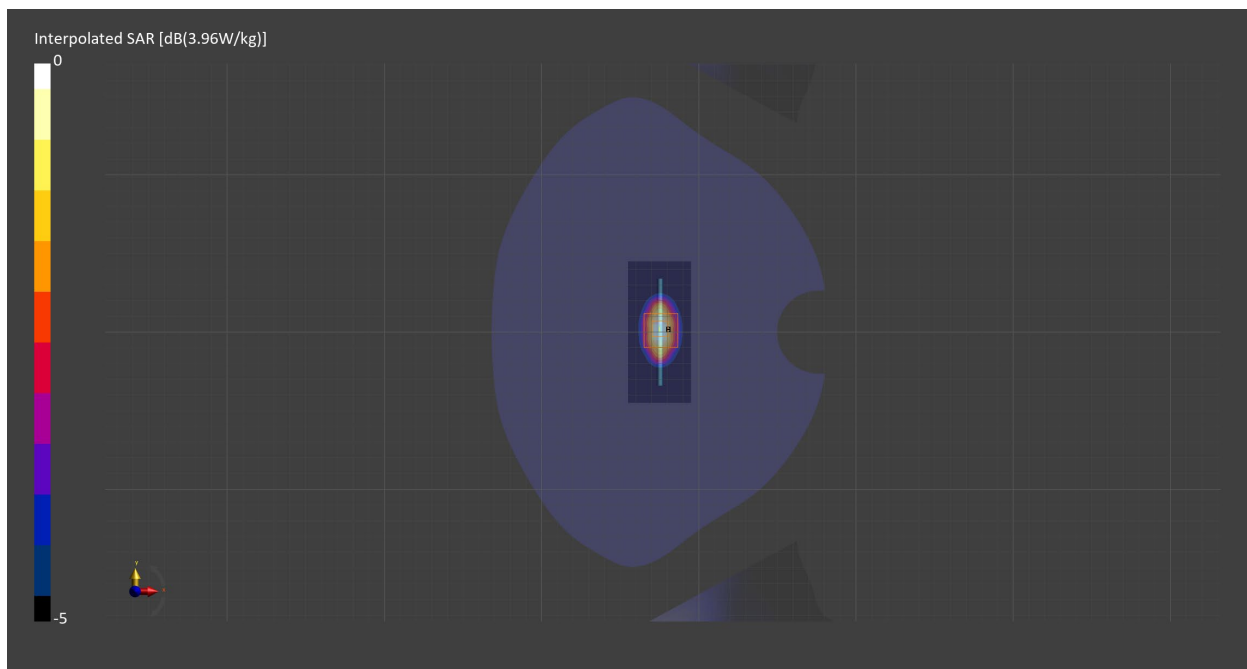
Probe Calibration Date	EX3DV4 - SN7709 2023-11-30	Phantom	Twin-SAM V8.0 (30deg probe tilt) - SN1742
DAE Calibration Date	DAE4 Sn1714 2023-11-22	TSL Meas. Date	HBBL-600-10000 2024-Feb-19

Scans Setup

	Area Scan	Zoom Scan
Grid Extents [mm]	40.0 x 90.0	30.0 x 30.0 x 30.0
Grid Steps [mm]	10.0 x 15.0	6.0 x 6.0 x 1.5
Sensor Surface [mm]	3.0	1.4
Graded Grid	N/A	Yes
M2/M1 [%]		83.3
Dist 3dB Peak [mm]		10.3

Measurement Results

	Area Scan	Zoom Scan
psSAR1g [W/Kg]	2.19	2.16
psSAR10g [W/Kg]	1.13	1.13
Power Drift [dB]	N/A	-0.01



2024-02-19 System Performance Check Report D2450V2 - SN963

Summary

Dipole	D2450V2 - SN963		
Frequency [MHz]	2450.0		
Phantom Section TSL	Flat HSL	Dev. Peak [%]	7.5
Power [dBm]	17.0	Iso. Error [%]	-1.9

Exposure Conditions

Dipole Distance [mm]	10	TSL Permittivity	38.8
Conversion Factor	7.66	TSL Conductivity [S/m]	1.83

Hardware Setup


Probe Calibration Date	EX3DV4 - SN7709 2023-11-30	Phantom	Twin-SAM V8.0 (30deg probe tilt) - SN1742
DAE Calibration Date	DAE4 Sn1714 2023-11-22	TSL Meas. Date	HBBL-600-10000 2024-Feb-19

Scans Setup

	Area Scan	Zoom Scan
Grid Extents [mm]	40.0 x 80.0	30.0 x 30.0 x 30.0
Grid Steps [mm]	10.0 x 10.0	5.0 x 5.0 x 1.5
Sensor Surface [mm]	3.0	1.4
Graded Grid	N/A	Yes
M2/M1 [%]		79.8
Dist 3dB Peak [mm]		9.0

Measurement Results

	Area Scan	Zoom Scan
psSAR1g [W/Kg]	2.73	2.73
psSAR10g [W/Kg]	1.26	1.27
Power Drift [dB]	N/A	-0.02



2024-02-26 System Performance Check Report D5GHzV2 - SN1213

Summary

Dipole	D5GHzV2 - SN1213		
Frequency [MHz]	5250.0		
Phantom Section TSL	Flat HSL	Dev. Peak [%]	-9.4
Power [dBm]	17.0	Iso. Error [%]	1.2

Exposure Conditions

Dipole Distance [mm]	10	TSL Permittivity	34.9
Conversion Factor	5.98	TSL Conductivity [S/m]	4.56

Hardware Setup


Probe Calibration Date	EX3DV4 - SN7709 2023-11-30	Phantom	Twin-SAM V8.0 (30deg probe tilt) - SN1742
DAE Calibration Date	DAE4 Sn1714 2023-11-22	TSL Meas. Date	HBBL-600-10000 2024-Feb-26

Scans Setup

	Area Scan	Zoom Scan
Grid Extents [mm]	40.0 x 80.0	22.0 x 22.0 x 22.0
Grid Steps [mm]	10.0 x 10.0	4.0 x 4.0 x 1.4
Sensor Surface [mm]	3.0	1.4
Graded Grid	N/A	Yes
M2/M1 [%]		65.2
Dist 3dB Peak [mm]		7.2

Measurement Results

	Area Scan	Zoom Scan
psSAR1g [W/Kg]	3.40	3.68
psSAR10g [W/Kg]	0.979	1.05
Power Drift [dB]	N/A	0.00



2024-02-26 System Performance Check Report D5GHzV2 - SN1213

Summary

Dipole	D5GHzV2 - SN1213		
Frequency [MHz]	5600.0		
Phantom Section TSL	Flat HSL	Dev. Peak [%]	-3.2
Power [dBm]	17.0	Iso. Error [%]	1.2

Exposure Conditions

Dipole Distance [mm]	10	TSL Permittivity	34.3
Conversion Factor	4.98	TSL Conductivity [S/m]	4.95

Hardware Setup


Probe Calibration Date	EX3DV4 - SN7709 2023-11-30	Phantom	Twin-SAM V8.0 (30deg probe tilt) - SN1742
DAE Calibration Date	DAE4 Sn1714 2023-11-22	TSL Meas. Date	HBBL-600-10000 2024-Feb-26

Scans Setup

	Area Scan	Zoom Scan
Grid Extents [mm]	40.0 x 80.0	22.0 x 22.0 x 22.0
Grid Steps [mm]	10.0 x 10.0	4.0 x 4.0 x 1.4
Sensor Surface [mm]	3.0	1.4
Graded Grid	N/A	Yes
M2/M1 [%]		63.8
Dist 3dB Peak [mm]		7.2

Measurement Results

	Area Scan	Zoom Scan
psSAR1g [W/Kg]	3.86	4.10
psSAR10g [W/Kg]	1.09	1.15
Power Drift [dB]	N/A	-0.04



2024-02-26 System Performance Check Report D5GHzV2 - SN1213

Summary

Dipole	D5GHzV2 - SN1213		
Frequency [MHz]	5850.0		
Phantom Section TSL	Flat HSL	Dev. Peak [%]	-8.4
Power [dBm]	17.0	Iso. Error [%]	1.2

Exposure Conditions

Dipole Distance [mm]	10	TSL Permittivity	33.8
Conversion Factor	5.26	TSL Conductivity [S/m]	5.25

Hardware Setup


Probe Calibration Date	EX3DV4 - SN7709 2023-11-30	Phantom	Twin-SAM V8.0 (30deg probe tilt) - SN1742
DAE Calibration Date	DAE4 Sn1714 2023-11-22	TSL Meas. Date	HBBL-600-10000 2024-Feb-26

Scans Setup

	Area Scan	Zoom Scan
Grid Extents [mm]	40.0 x 80.0	22.0 x 22.0 x 22.0
Grid Steps [mm]	10.0 x 10.0	4.0 x 4.0 x 1.4
Sensor Surface [mm]	3.0	1.4
Graded Grid	N/A	Yes
M2/M1 [%]		61.1
Dist 3dB Peak [mm]		7.2

Measurement Results

	Area Scan	Zoom Scan
psSAR1g [W/Kg]	3.52	3.74
psSAR10g [W/Kg]	0.996	1.05
Power Drift [dB]	N/A	-0.04



2024-03-04 System Performance Check Report D5GHzV2 - SN1213

Summary

Dipole	D5GHzV2 - SN1213		
Frequency [MHz]	5750.0		
Phantom Section TSL	Flat HSL	Dev. Peak [%]	-8.1
Power [dBm]	17.0	Iso. Error [%]	-1.1

Exposure Conditions

Dipole Distance [mm]	10	TSL Permittivity	34.1
Conversion Factor	5.26	TSL Conductivity [S/m]	5.13

Hardware Setup

Probe Calibration Date	EX3DV4 - SN7709 2023-11-30	Phantom	Twin-SAM V8.0 (30deg probe tilt) - SN1742
DAE Calibration Date	DAE4 Sn1714 2023-11-22	TSL Meas. Date	HBBL-600-10000 2024-Mar-04

Scans Setup

	Area Scan	Zoom Scan
Grid Extents [mm]	40.0 x 80.0	22.0 x 22.0 x 22.0
Grid Steps [mm]	10.0 x 10.0	4.0 x 4.0 x 1.4
Sensor Surface [mm]	3.0	1.4
Graded Grid	N/A	Yes
M2/M1 [%]		63.0
Dist 3dB Peak [mm]		7.2

Measurement Results

	Area Scan	Zoom Scan
psSAR1g [W/Kg]	3.42	3.69
psSAR10g [W/Kg]	0.984	1.05
Power Drift [dB]	-0.00	0.00

