




11. SETUP PHOTOS




**RADIATED EMISSIONS MEASUREMENT CONFIGURATION
AND FREQUENCY TOLERANCE OVER EXTREME CONDITIONS**




X-AXIS ORIENTATION



Y-AXIS ORIENTATION



Z-AXIS ORIENTATION



FREQUENCY TOLERANCE OVER EXTREME
CONDITIONS

END OF REPORT