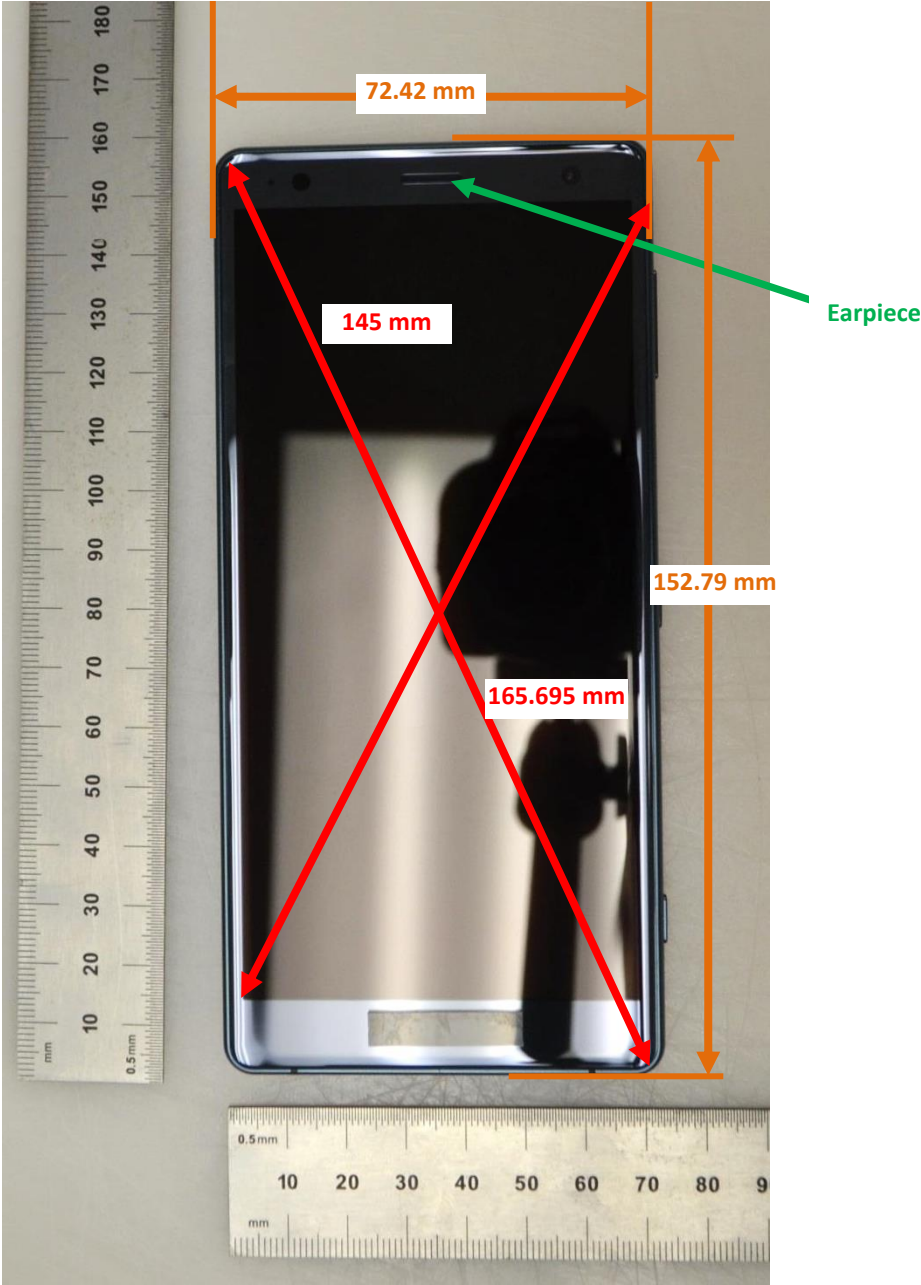


DUT and SAR Set-up Photos

Overall Dimensions



Front View of the DUT



Rear View of the DUT



Setup Photos

Handset Vertical and Horizontal Reference Lines

Vertical
Center Line




Horizontal
Line

Head Exposure Conditions


Left Touch

12132671




Left Tilt (15°)


12132671



Right Touch




Right Tilt (15°)



Body-worn Accessory


Rear at 15mm

12132671



Front at 15mm


12132671



Hotspot Exposure Conditions


Rear at 10mm

12132671




Front at 10mm

12132671




Edge 1 at 10mm

12132671



Edge 2 at 10mm

12132671




Edge 3 at 10mm

12132671



Edge 4 at 10mm

12132671



Product Specific SAR Exposure Conditions


Rear at 0mm

12132671




Front at 0mm

12132671




Edge 1 at 0mm

12132671



Edge 2 at 0mm

12132671



Edge 4 at 0mm



Antenna Dimensions & Separation Distances

