



## 7. SETUP PHOTOS

### Sync Mode




**Charging Mode**

**RADIATED EMISSIONS MEASUREMENT SETUP**




RADIATED FRONT PHOTO (BELOW 1 GHz)



RADIATED BACK PHOTO (BELOW 1 GHz)



RADIATED FRONT PHOTO (ABOVE 1-18 GHz)



RADIATED BACK PHOTO (ABOVE 1-18 GHz)



RADIATED FRONT PHOTO (ABOVE 18-40 GHz)



RADIATED BACK PHOTO (ABOVE 18-40 GHz)


**POWERLINE CONDUCTED EMISSIONS MEASUREMENT SETUP**




LINE CONDUCTED FRONT PHOTO (SYNC MODE)



LINE CONDUCTED SIDE VIEW PHOTO (SYNC MODE)



LINE CONDUCTED FRONT PHOTO  
(CHARGING MODE)



LINE CONDUCTED FRONT PHOTO  
(CHARGING MODE)

**END OF REPORT**