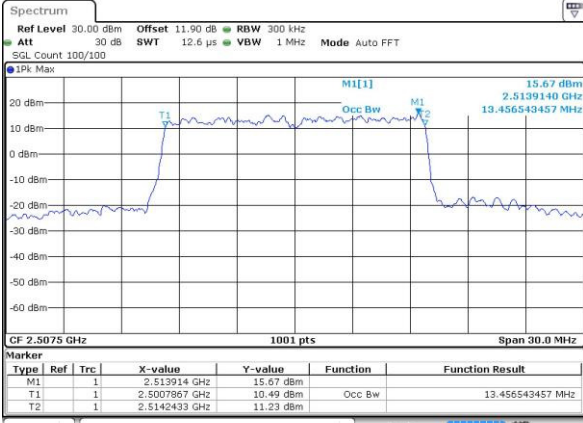




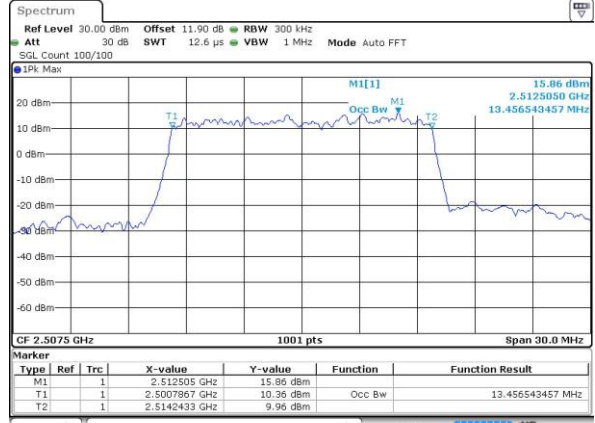
LTE Band 7

Lowest Channel / 15MHz / QPSK



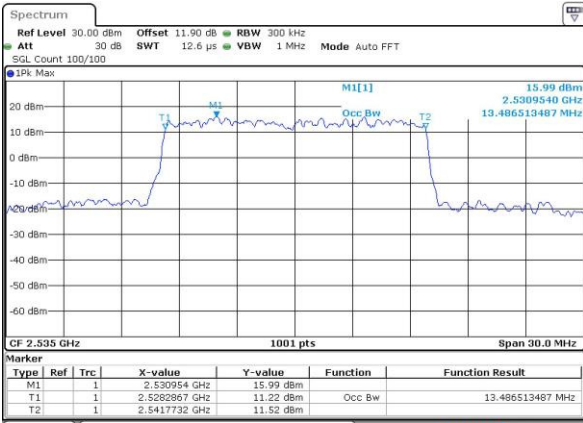
Date: 12 JAN 2017 17:06:43

Lowest Channel / 15MHz / 16QAM



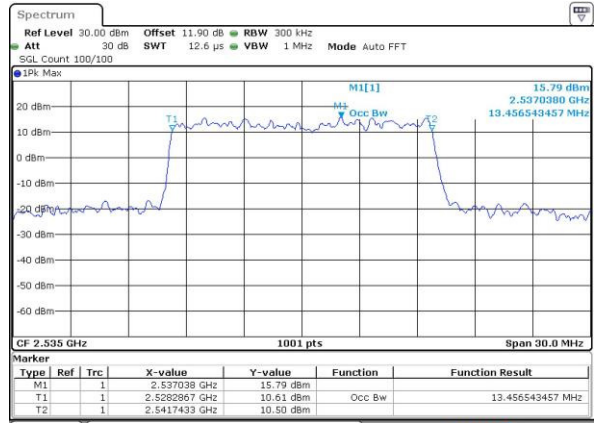
Date: 12 JAN 2017 17:06:53

Middle Channel / 15MHz / QPSK



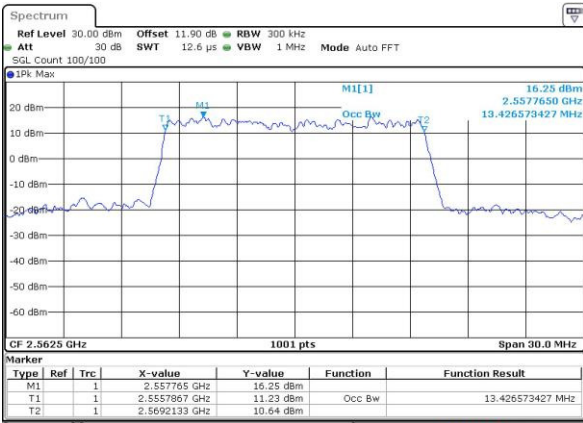
Date: 12 JAN 2017 17:13:51

Middle Channel / 15MHz / 16QAM



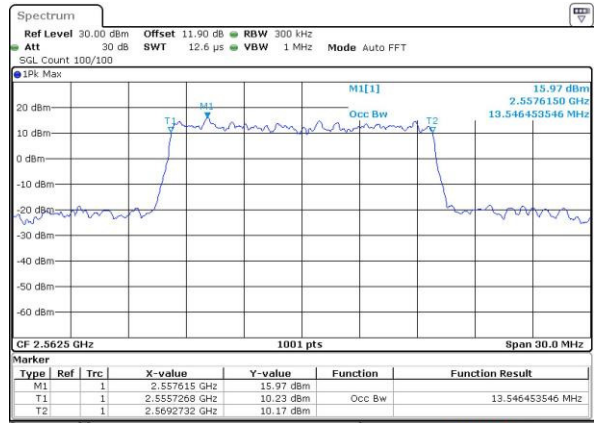
Date: 12 JAN 2017 17:14:01

Highest Channel / 15MHz / QPSK



Date: 12 JAN 2017 17:16:19

Highest Channel / 15MHz / 16QAM

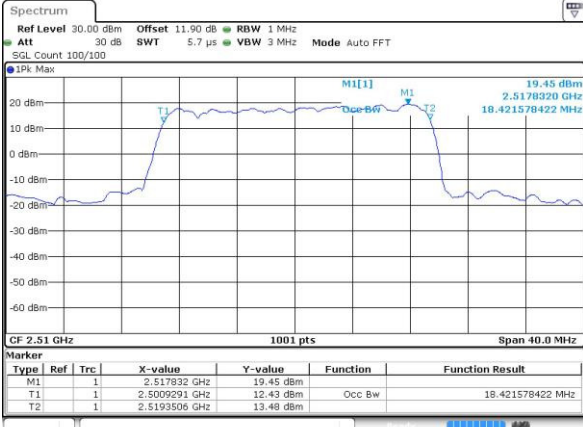


Date: 12 JAN 2017 17:16:30



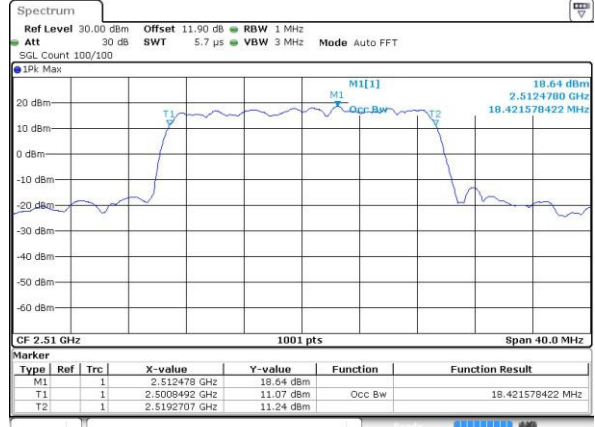
LTE Band 7

Lowest Channel / 20MHz / QPSK



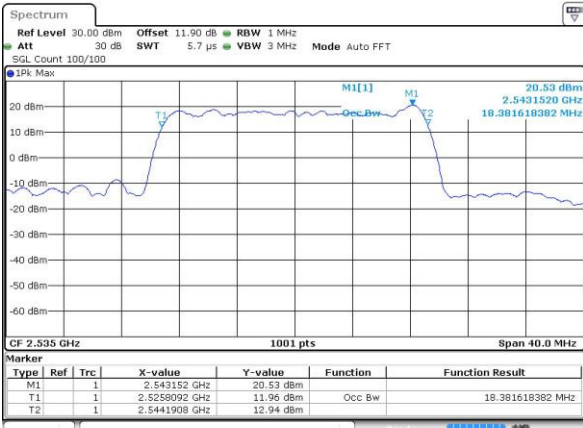
Date: 12 JAN 2017 17:23:27

Lowest Channel / 20MHz / 16QAM



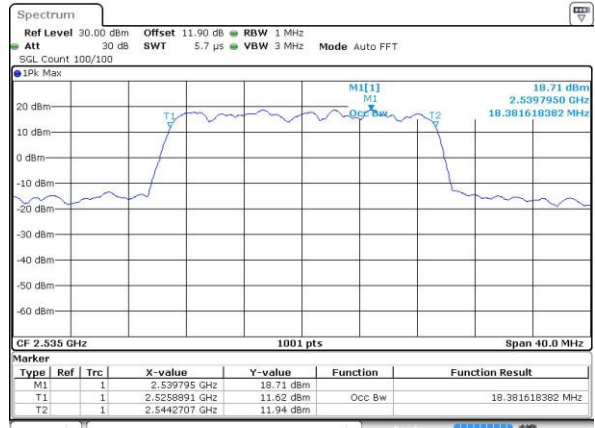
Date: 12 JAN 2017 17:23:38

Middle Channel / 20MHz / QPSK



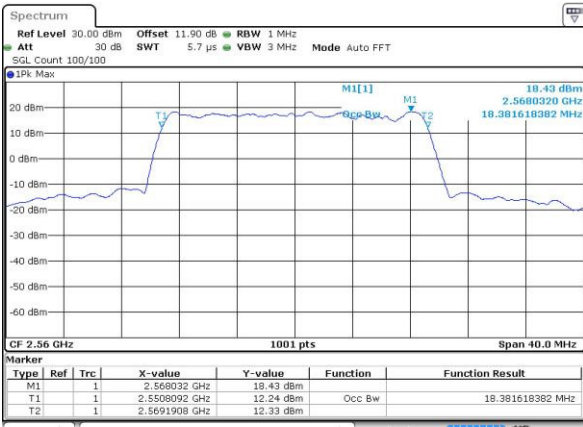
Date: 12 JAN 2017 17:30:34

Middle Channel / 20MHz / 16QAM



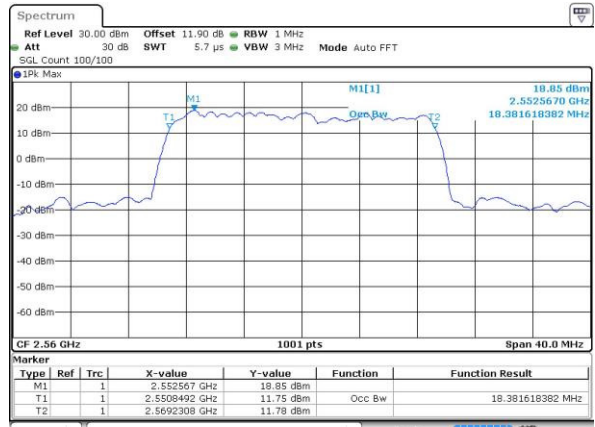
Date: 12 JAN 2017 17:30:45

Highest Channel / 20MHz / QPSK



Date: 12 JAN 2017 17:33:03

Highest Channel / 20MHz / 16QAM



Date: 12 JAN 2017 17:33:14

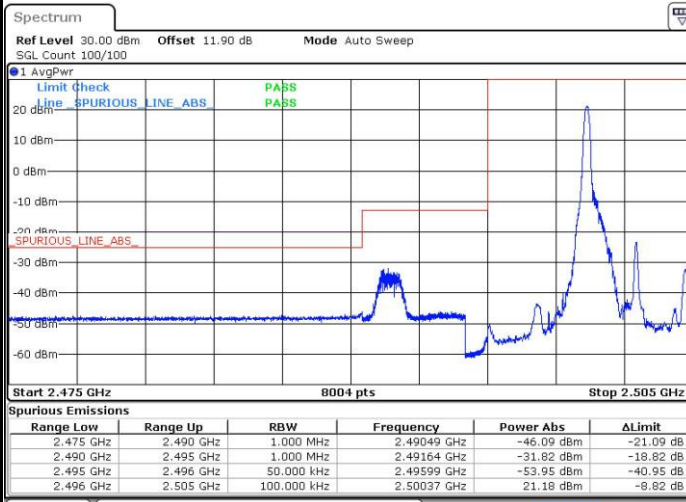


Conducted Band Edge



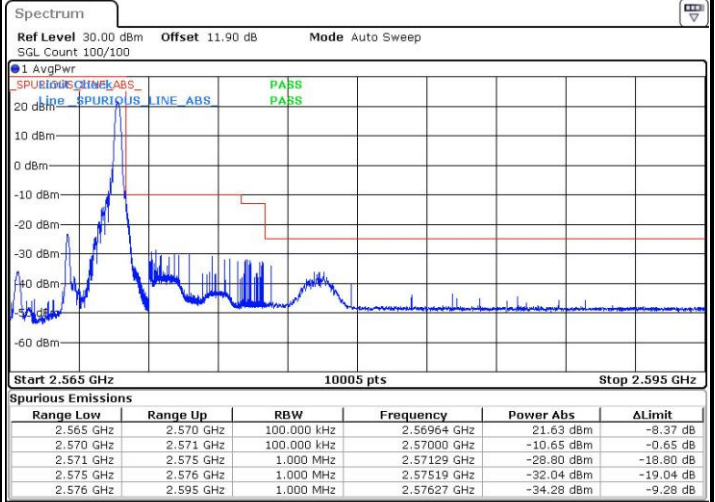
LTE Band 7 / 5MHz / QPSK

Lowest Band Edge / 1 RB



Date: 12 JAN 2017 16:34:52

Highest Band Edge / 1 RB



Date: 12 JAN 2017 16:44:28

Lowest Band Edge / Full RB



Date: 12 JAN 2017 16:37:11

Highest Band Edge / Full RB

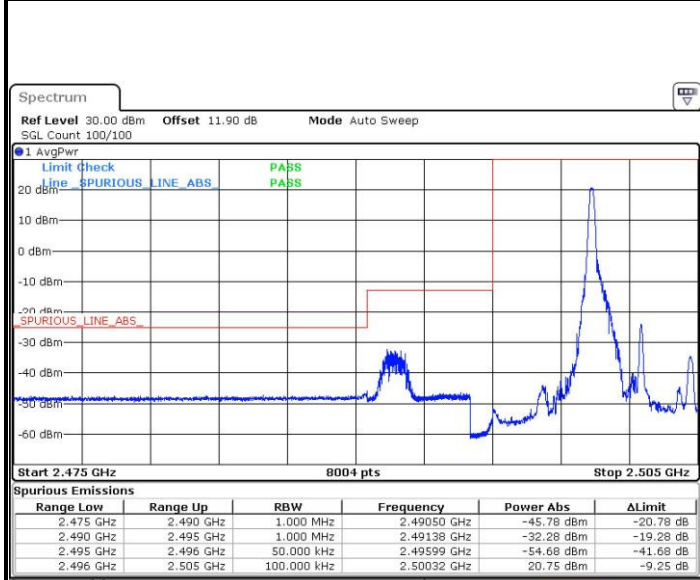


Date: 12 JAN 2017 16:46:48



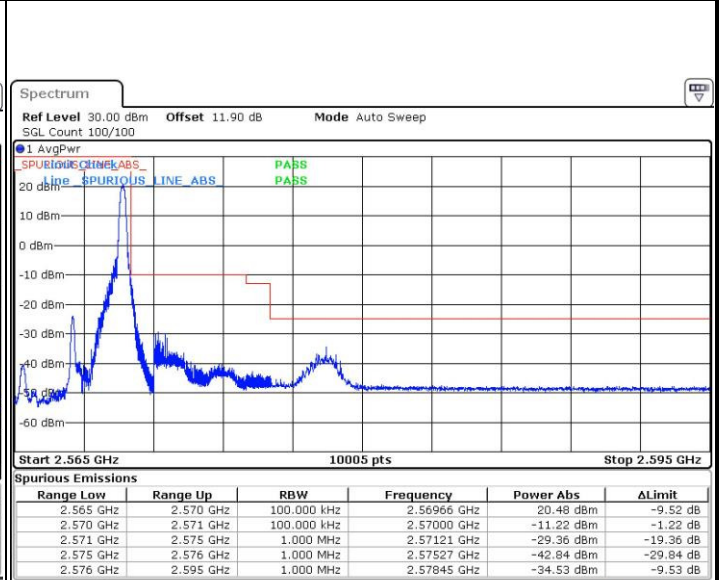
LTE Band 7 / 5MHz / 16QAM

Lowest Band Edge / 1 RB



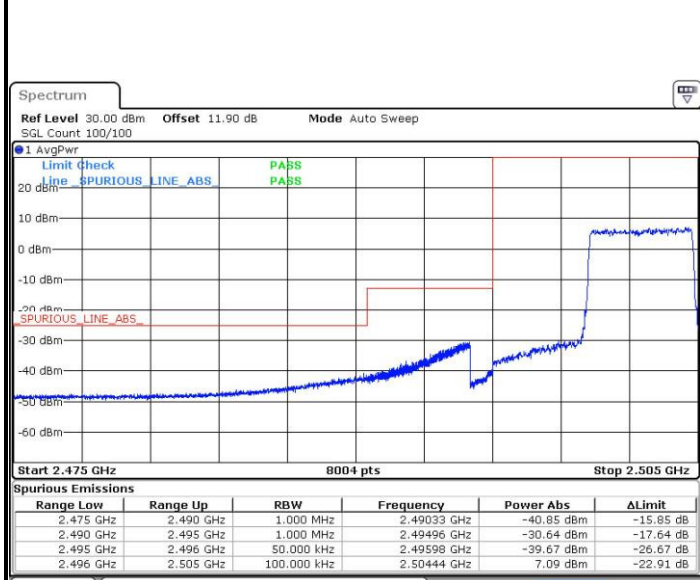
Date: 12 JAN 2017 16:36:02

Highest Band Edge / 1 RB



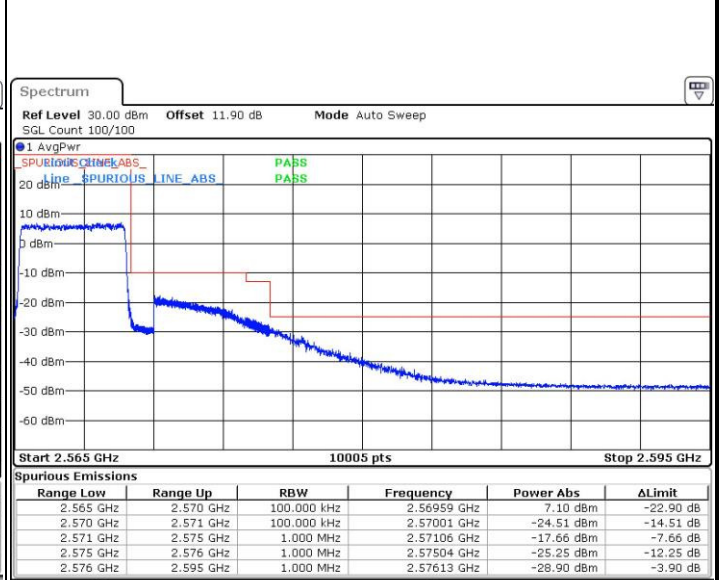
Date: 12 JAN 2017 16:45:38

Lowest Band Edge / Full RB



Date: 12 JAN 2017 16:38:21

Highest Band Edge / Full RB

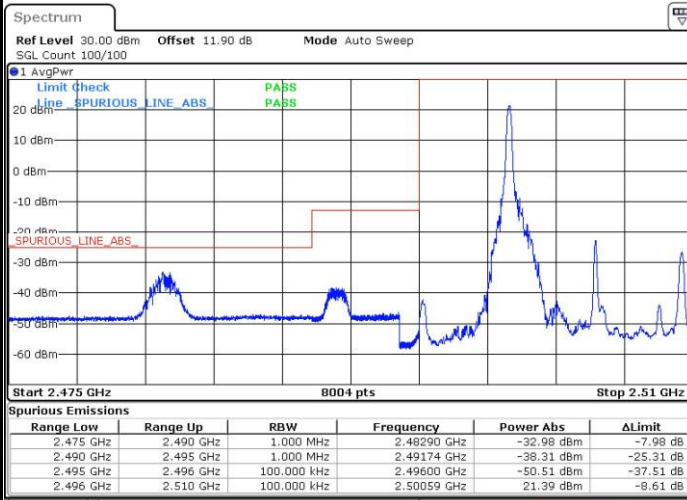


Date: 12 JAN 2017 16:47:58



LTE Band 7 / 10MHz / QPSK

Lowest Band Edge / 1 RB



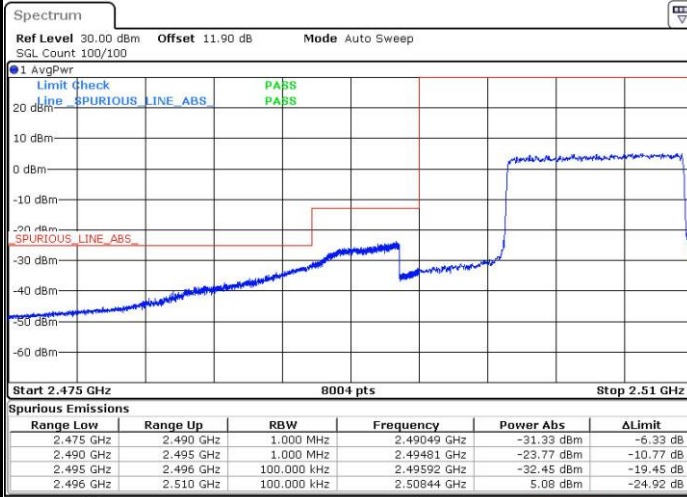
Date: 12 JAN 2017 16:51:36

Highest Band Edge / 1 RB



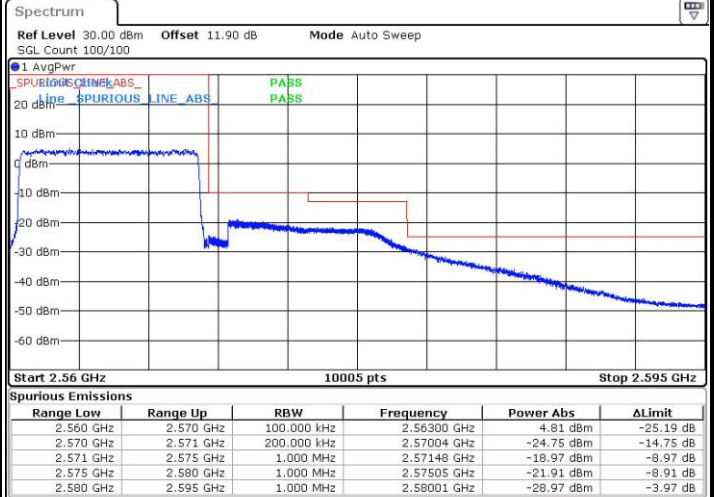
Date: 12 JAN 2017 17:01:14

Lowest Band Edge / Full RB



Date: 12 JAN 2017 16:53:56

Highest Band Edge / Full RB

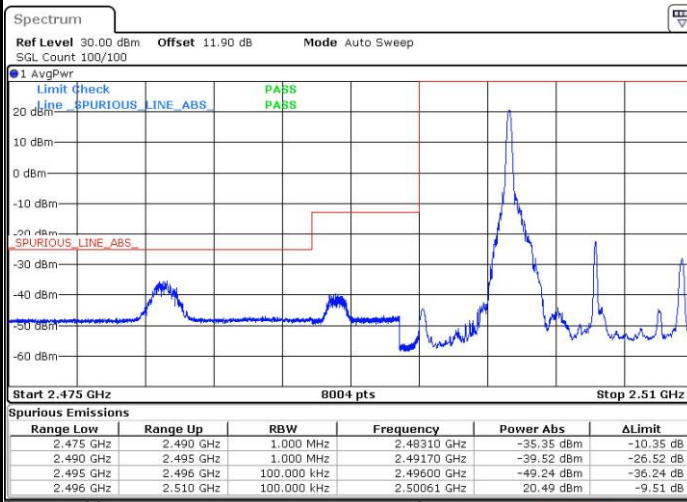


Date: 12 JAN 2017 17:03:34



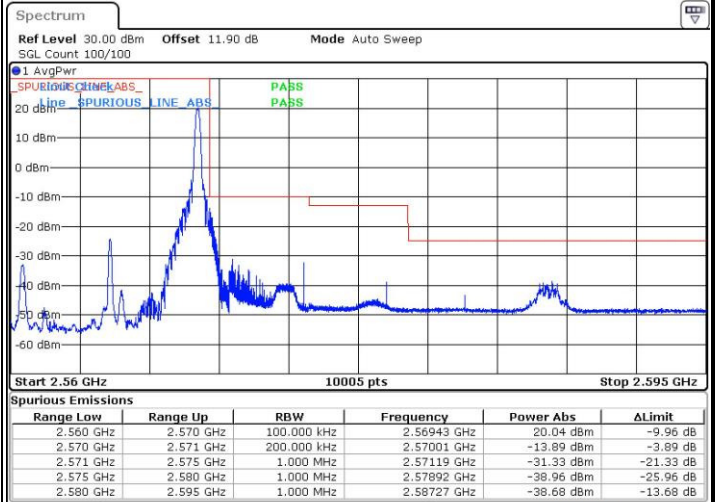
LTE Band 7 / 10MHz / 16QAM

Lowest Band Edge / 1 RB



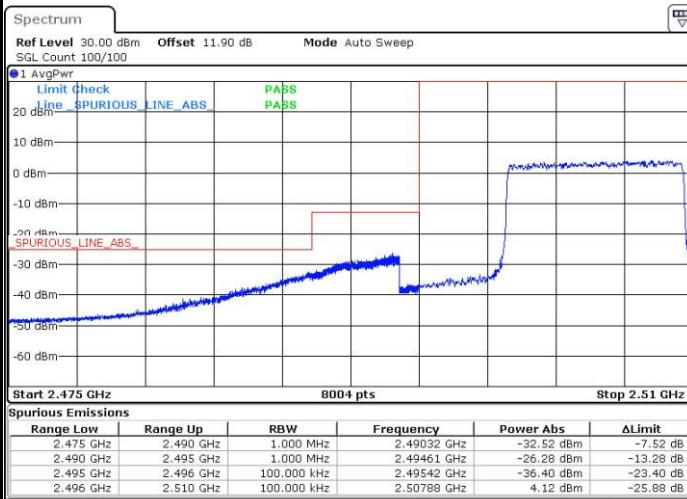
Date: 12 JAN 2017 16:52:46

Highest Band Edge / 1 RB



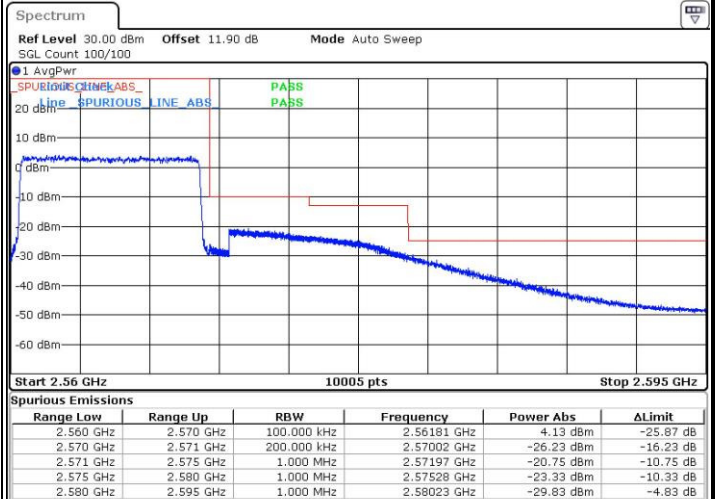
Date: 12 JAN 2017 17:02:24

Lowest Band Edge / Full RB



Date: 12 JAN 2017 16:55:05

Highest Band Edge / Full RB

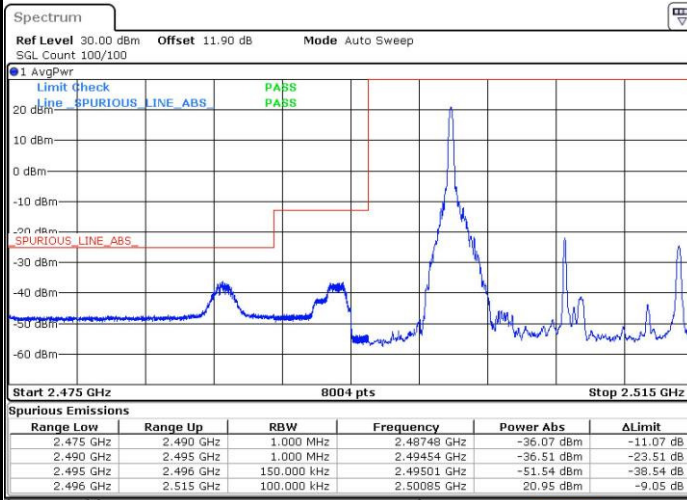


Date: 12 JAN 2017 17:04:44



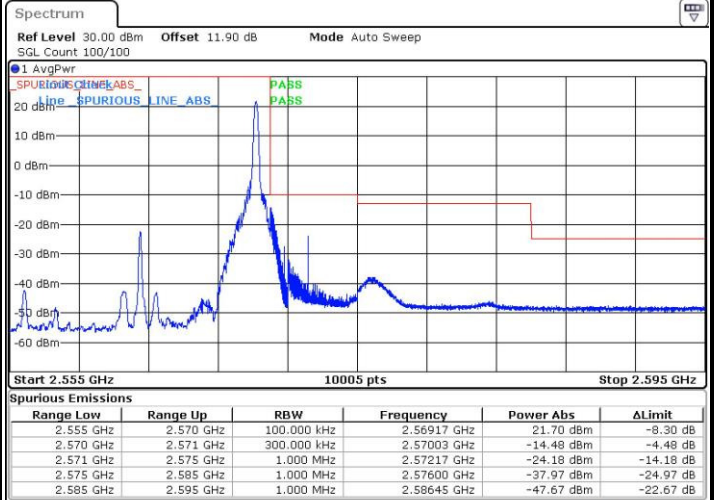
LTE Band 7 / 15MHz / QPSK

Lowest Band Edge / 1 RB



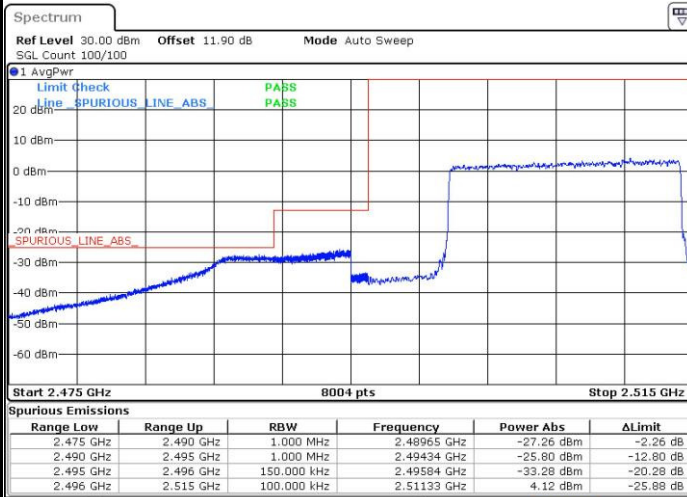
Date: 12 JAN 2017 17:08:23

Highest Band Edge / 1 RB



Date: 12 JAN 2017 17:18:00

Lowest Band Edge / Full RB



Date: 12 JAN 2017 17:10:42

Highest Band Edge / Full RB

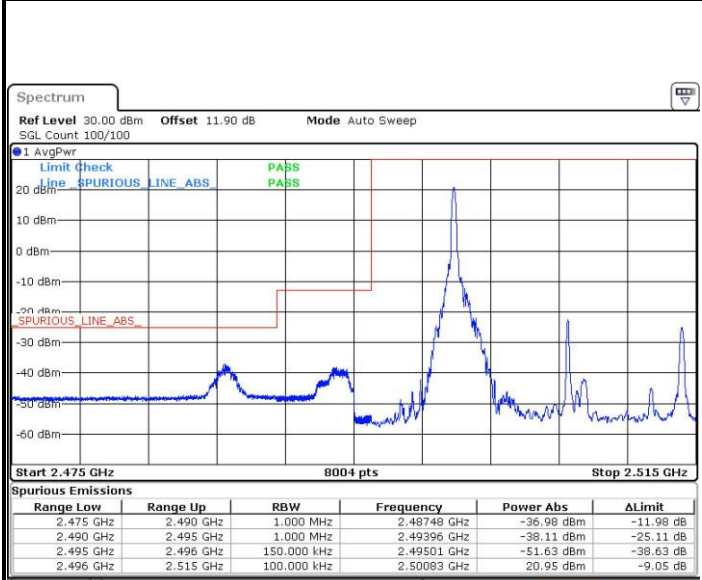


Date: 12 JAN 2017 17:20:19



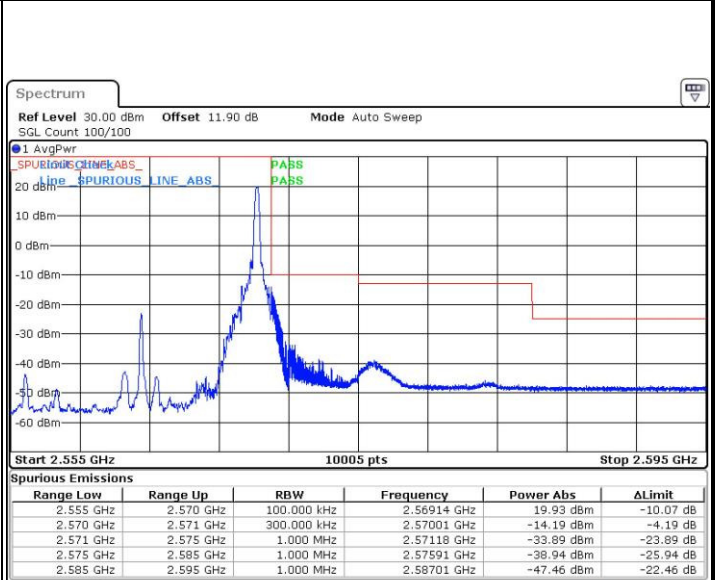
LTE Band 7 / 15MHz / 16QAM

Lowest Band Edge / 1 RB



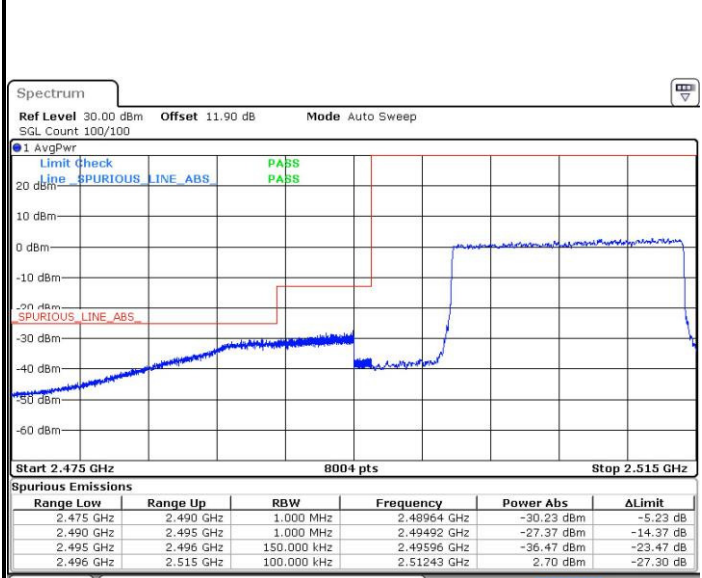
Date: 12 JAN 2017 17:09:33

Highest Band Edge / 1 RB



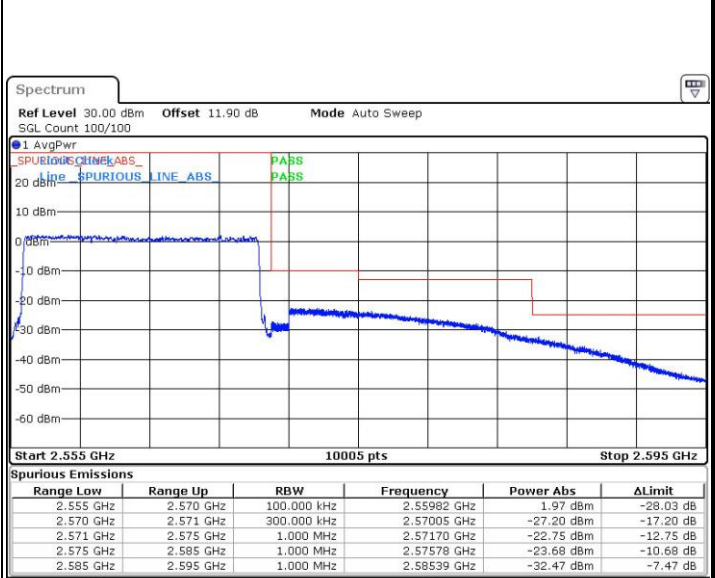
Date: 12 JAN 2017 17:19:09

Lowest Band Edge / Full RB



Date: 12 JAN 2017 17:11:52

Highest Band Edge / Full RB

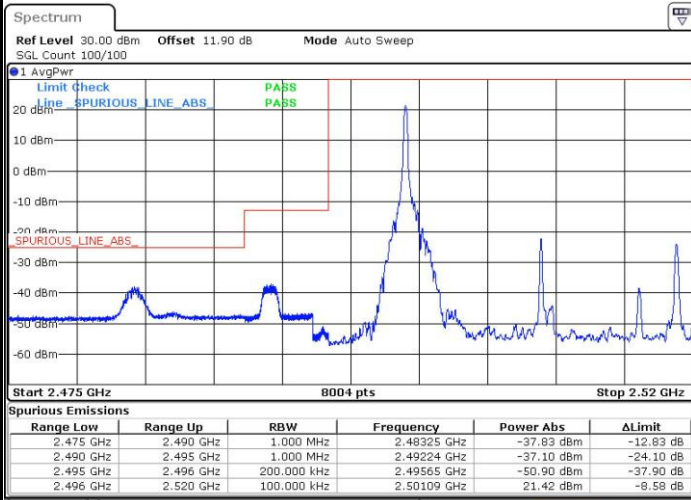


Date: 12 JAN 2017 17:21:29



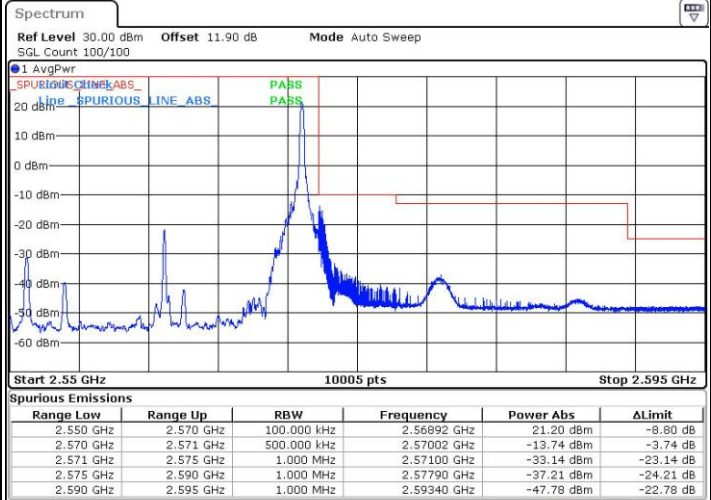
LTE Band 7 / 20MHz / QPSK

Lowest Band Edge / 1 RB



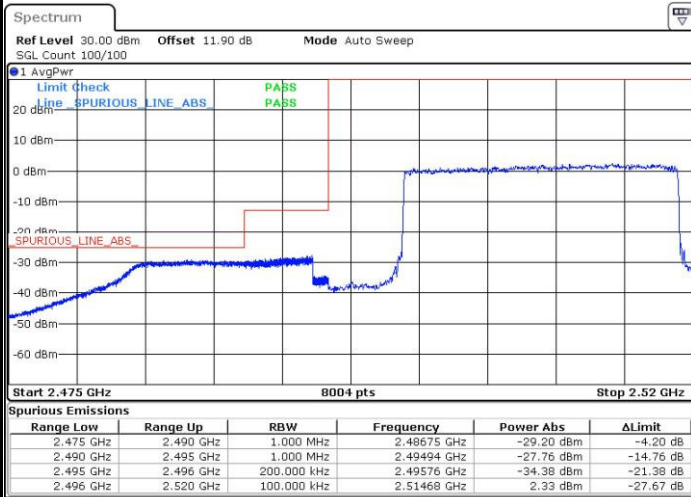
Date: 12 JAN 2017 17:25:07

Highest Band Edge / 1 RB



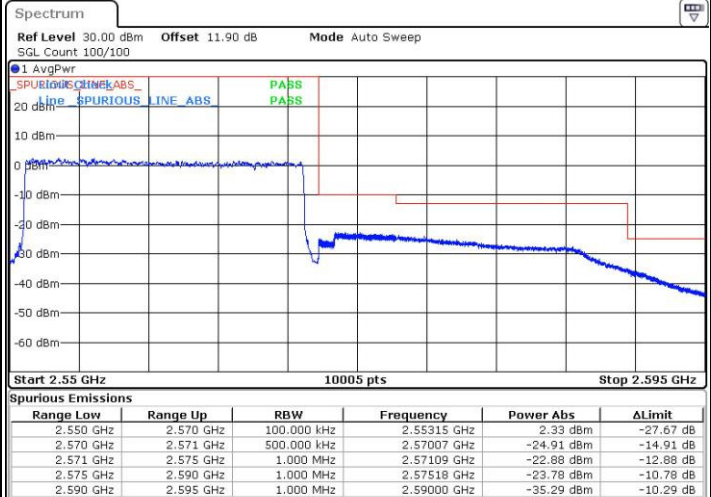
Date: 12 JAN 2017 17:34:43

Lowest Band Edge / Full RB



Date: 12 JAN 2017 17:27:27

Highest Band Edge / Full RB

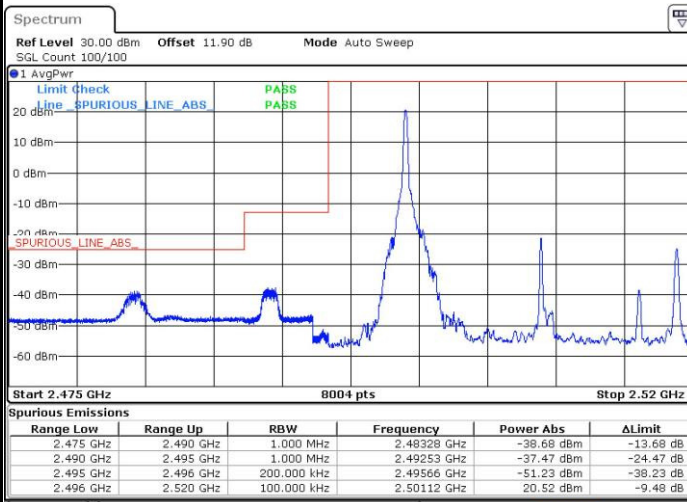


Date: 12 JAN 2017 17:38:13



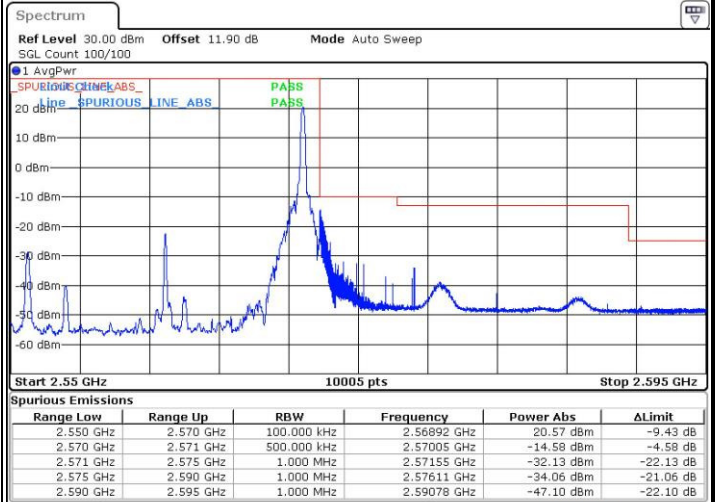
LTE Band 7 / 20MHz / 16QAM

Lowest Band Edge / 1 RB



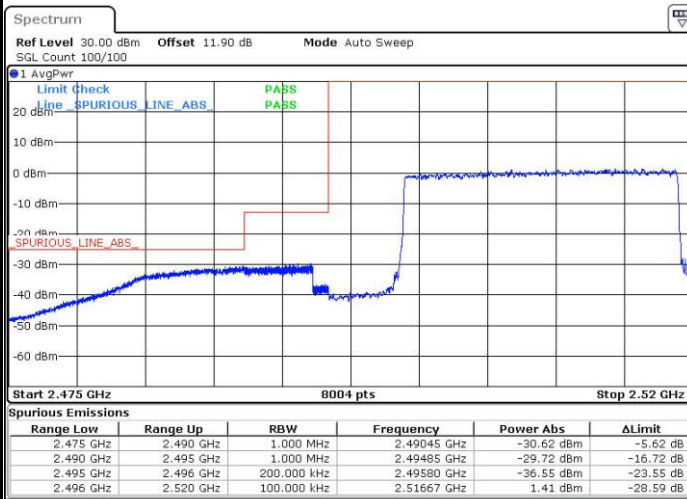
Date: 12 JAN 2017 17:26:17

Highest Band Edge / 1RB



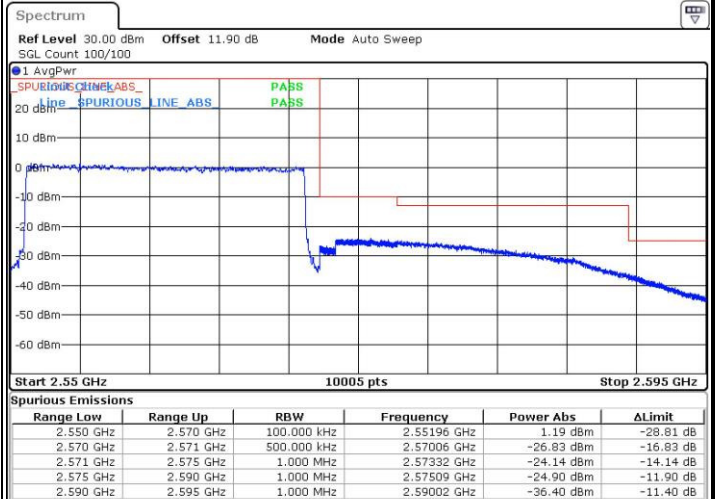
Date: 12 JAN 2017 17:35:53

Lowest Band Edge / Full RB



Date: 12 JAN 2017 17:28:36

Highest Band Edge / Full RB



Date: 12 JAN 2017 17:37:03



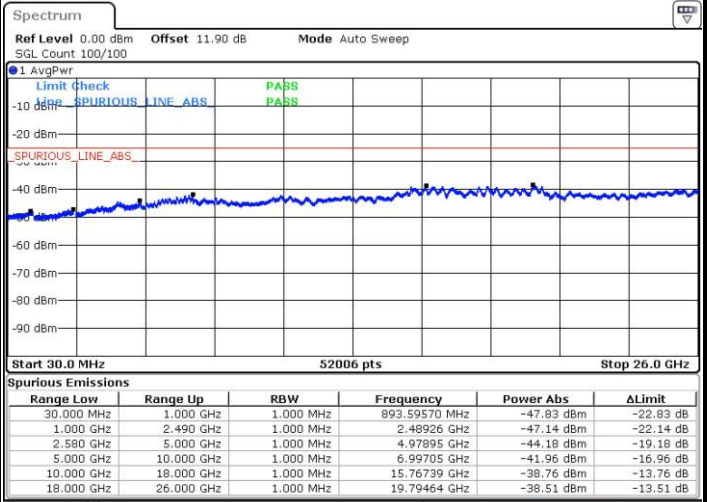
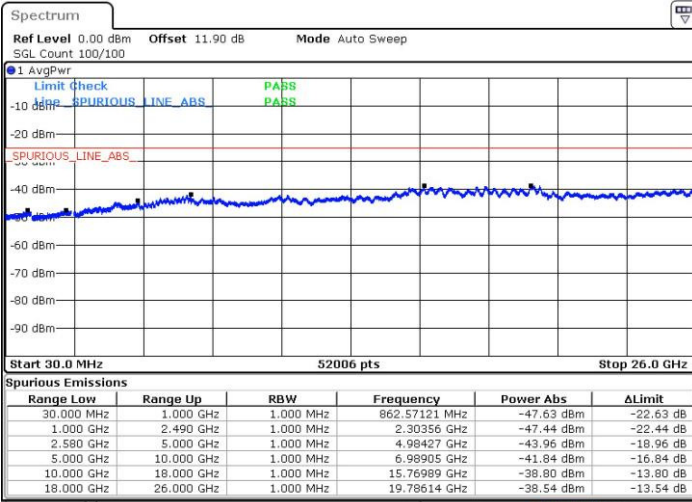
Conducted Spurious Emission



LTE Band 7 / 5MHz

Lowest Channel / QPSK

Lowest Channel / 16QAM

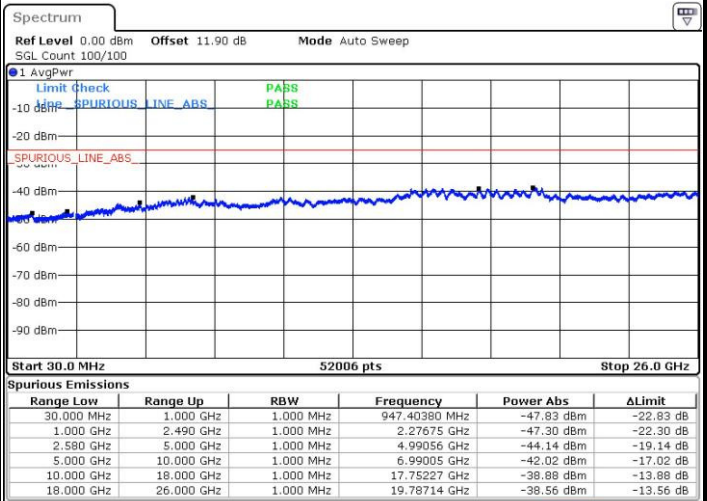
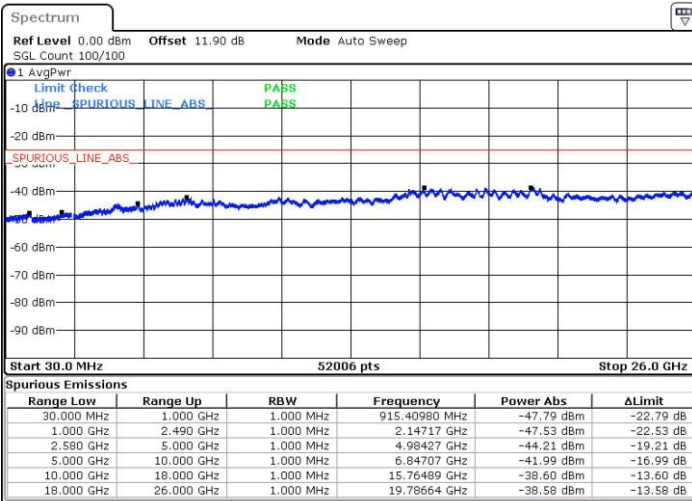


Date: 12 JAN 2017 16:39:15

Date: 12 JAN 2017 16:40:09

Middle Channel / QPSK

Middle Channel / 16QAM



Date: 12 JAN 2017 16:41:44

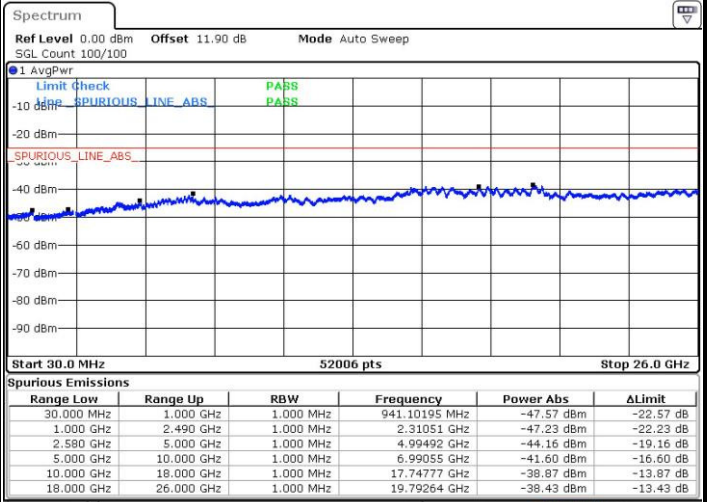
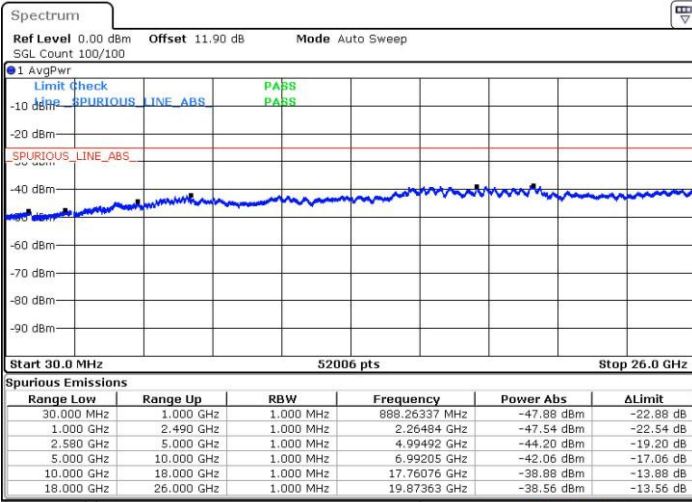
Date: 12 JAN 2017 16:42:38



LTE Band 7 / 5MHz

Highest Channel / QPSK

Highest Channel / 16QAM



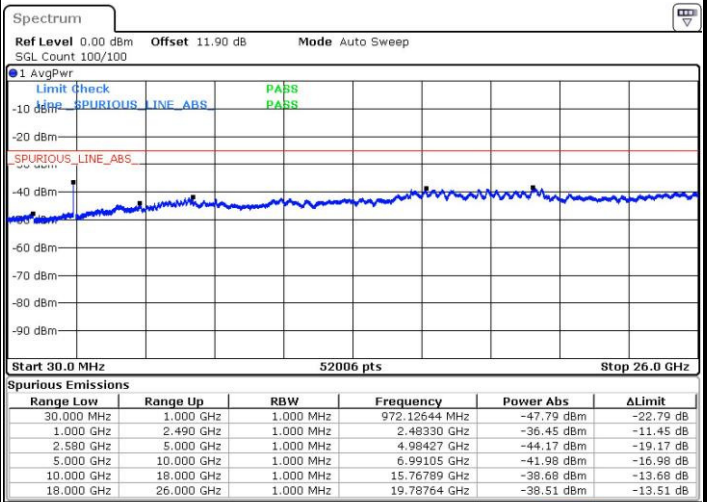
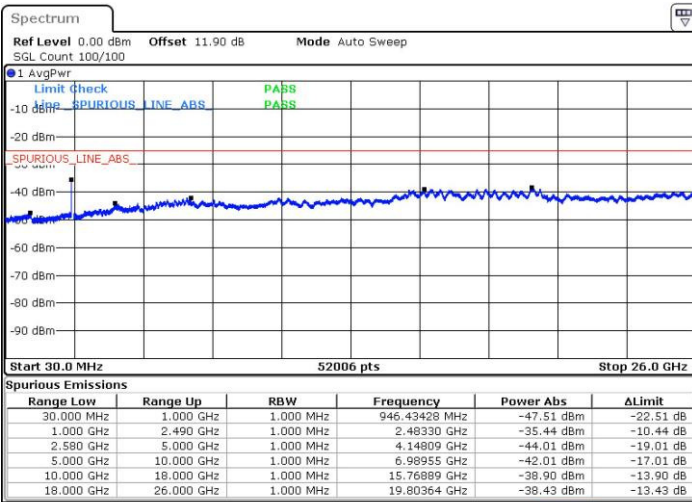
Date: 12 JAN 2017 16:48:52

Date: 12 JAN 2017 16:49:46

LTE Band 7 / 10MHz

Lowest Channel / QPSK

Lowest Channel / 16QAM



Date: 12 JAN 2017 16:56:00

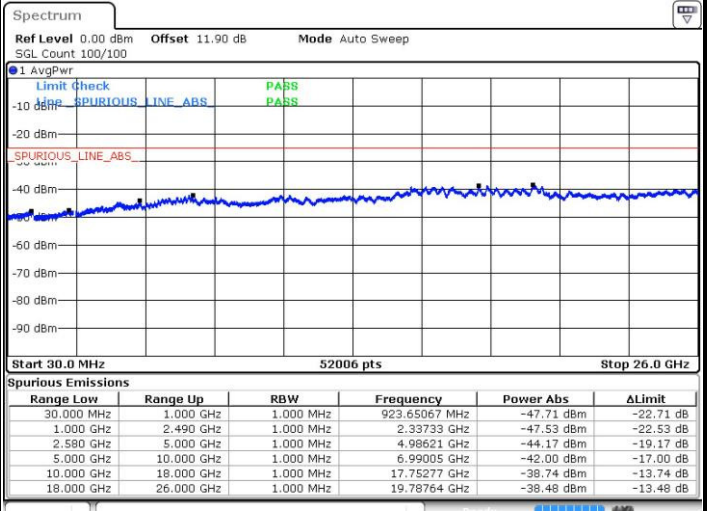
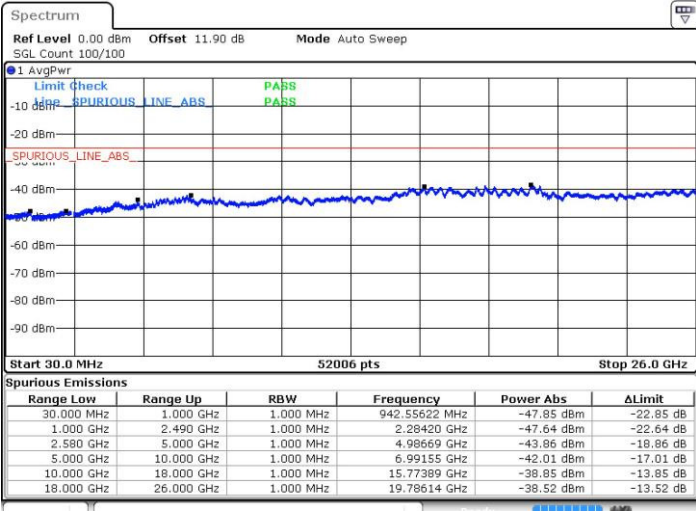
Date: 12 JAN 2017 16:56:53



LTE Band 7 / 10MHz

Middle Channel / QPSK

Middle Channel / 16QAM

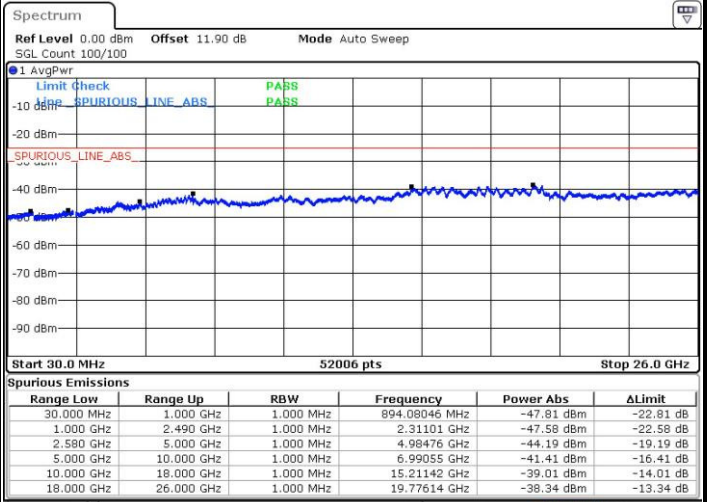
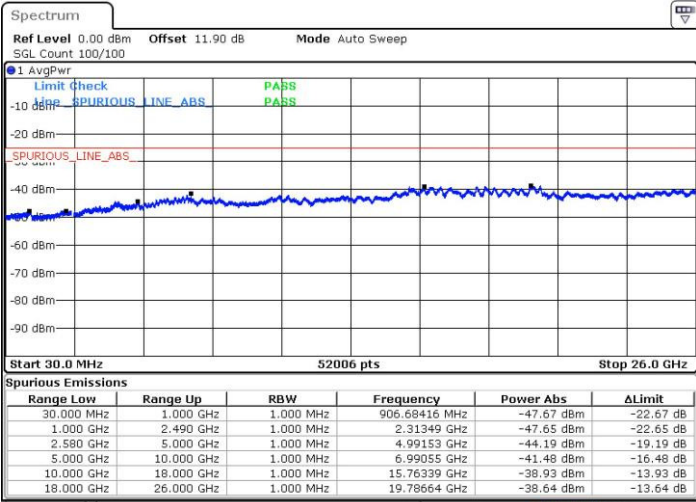


Date: 12 JAN 2017 16:58:30

Date: 12 JAN 2017 16:59:24

Highest Channel / QPSK

Highest Channel / 16QAM



Date: 12 JAN 2017 17:05:39

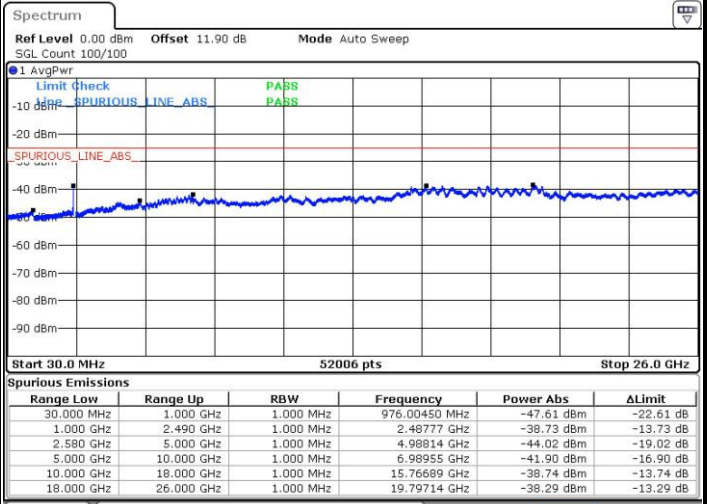
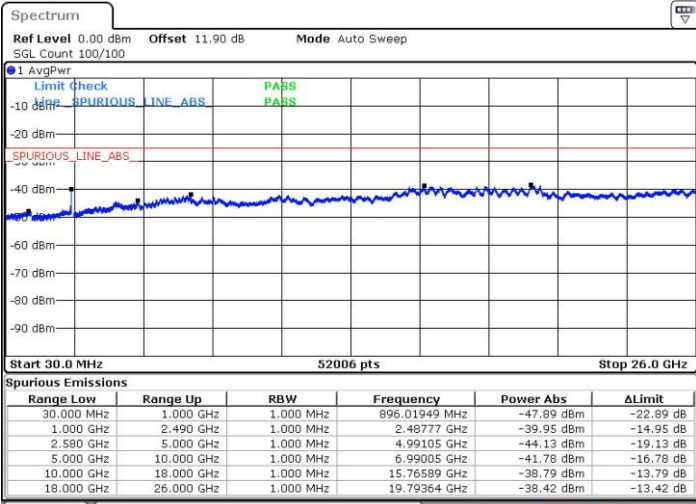
Date: 12 JAN 2017 17:06:32



LTE Band 7 / 15MHz

Lowest Channel / QPSK

Lowest Channel / 16QAM

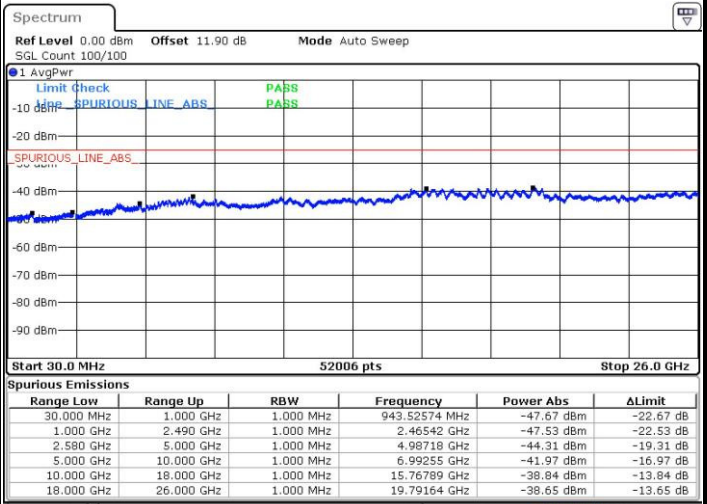
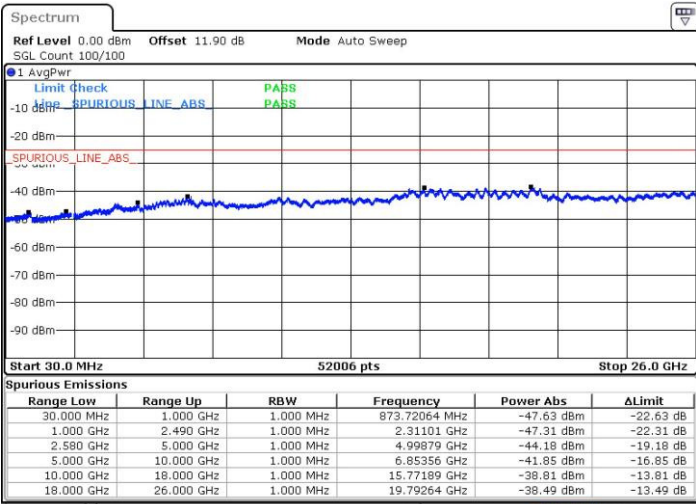


Date: 12 JAN 2017 17:12:46

Date: 12 JAN 2017 17:13:40

Middle Channel / QPSK

Middle Channel / 16QAM



Date: 12 JAN 2017 17:15:15

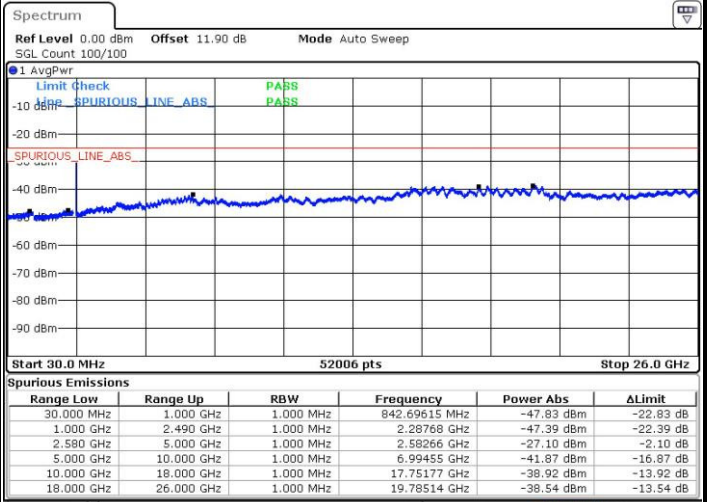
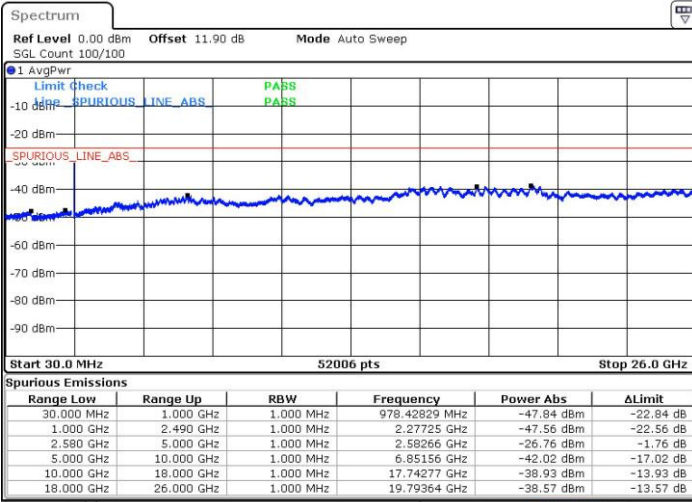
Date: 12 JAN 2017 17:16:09



LTE Band7 / 15MHz

Highest Channel / QPSK

Highest Channel / 16QAM



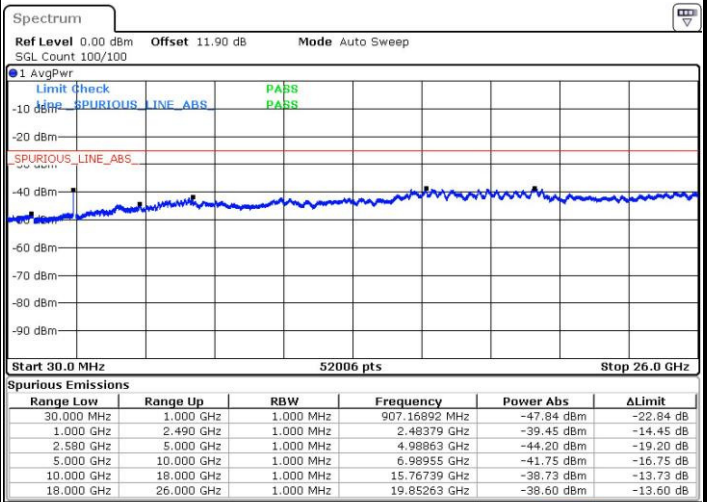
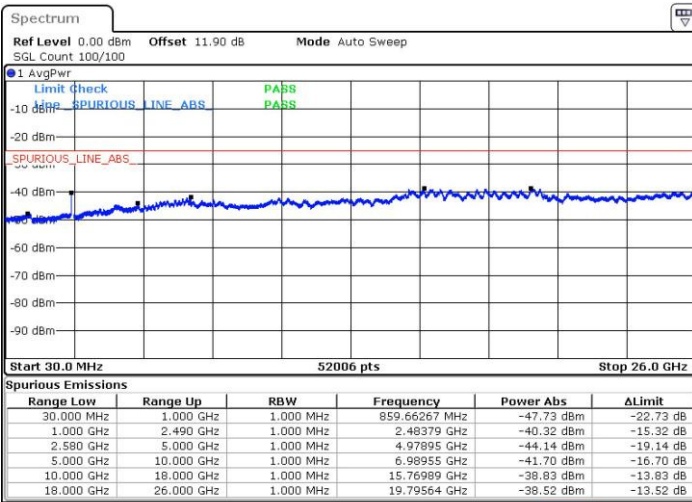
Date: 12 JAN 2017 17:22:23

Date: 12 JAN 2017 17:23:17

LTE Band 7 / 20MHz

Lowest Channel / QPSK

Lowest Channel / 16QAM



Date: 12 JAN 2017 17:29:30

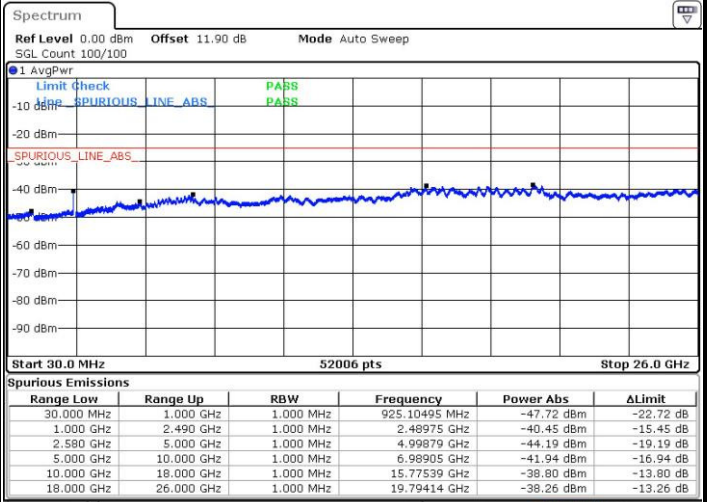
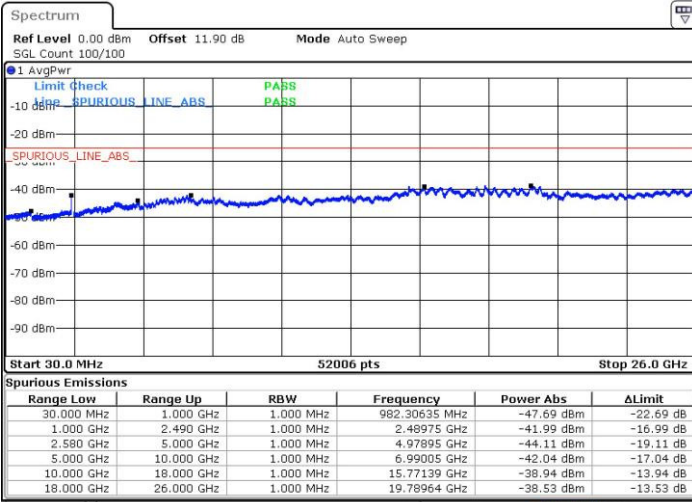
Date: 12 JAN 2017 17:30:24



LTE Band 7 / 20MHz

Middle Channel / QPSK

Middle Channel / 16QAM

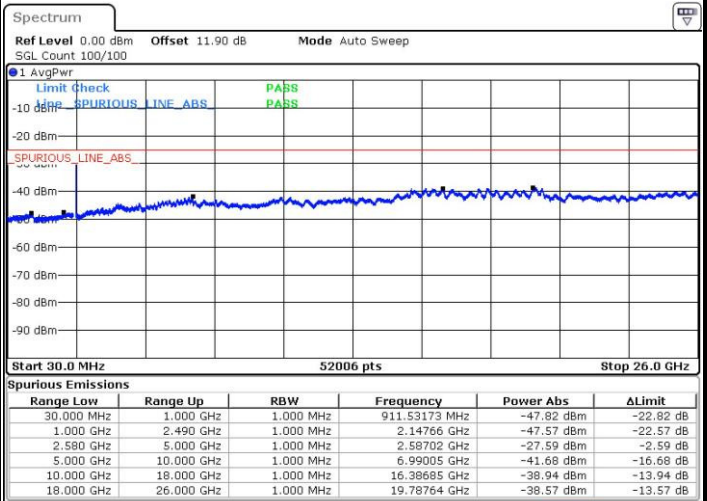
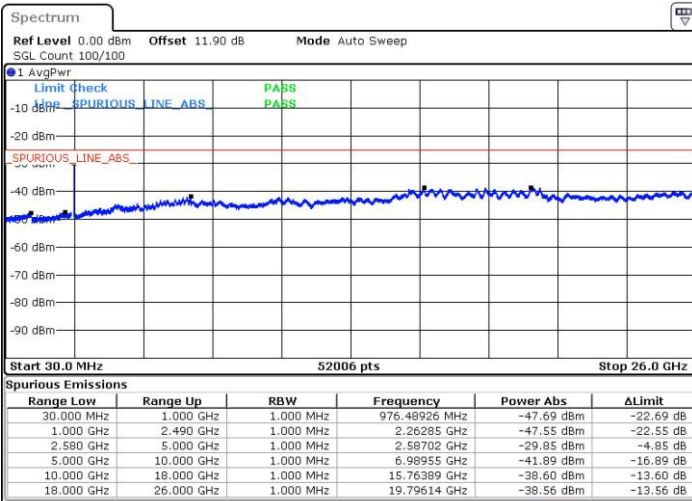


Date: 12 JAN 2017 17:31:59

Date: 12 JAN 2017 17:32:53

Highest Channel / QPSK

Highest Channel / 16QAM



Date: 12 JAN 2017 17:39:07

Date: 12 JAN 2017 17:40:00



Frequency Stability

Test Conditions		LTE Band 7 (QPSK) / Middle Channel	Limit
Temperature (°C)	Voltage (Volt)	BW 10MHz	Note 2.
		Deviation (ppm)	Result
50	Normal Voltage	0.0007	PASS
40	Normal Voltage	0.0031	
30	Normal Voltage	0.0034	
20(Ref.)	Normal Voltage	0.0000	
10	Normal Voltage	0.0030	
0	Normal Voltage	0.0002	
-10	Normal Voltage	0.0000	
-20	Normal Voltage	0.0005	
-30	Normal Voltage	0.0045	
20	Maximum Voltage	0.0047	
20	Normal Voltage	0.0000	
20	Battery End Point	0.0058	

Note:

1. Normal Voltage =3.7 V. ; Battery End Point (BEP) =3.5 V. ; Maximum Voltage =4.1 V.
2. Note: The frequency fundamental emissions stay within the authorized frequency block.



Appendix B. Test Results of ERP/EIRP and Radiated Test

ERP/EIRP

LTE Band 2 / 1.4MHz (Average) (GT - LC = -0.3 dB)							
Channel	Mode	RB		Conducted		EIRP	
		Size	Offset	Power (dBm)	Power (Watts)	EIRP(dBm)	EIRP(W)
Lowest	QPSK	3	0	23.78	0.2388	23.48	0.2228
Middle		3	0	23.79	0.2393	23.49	0.2234
Highest		3	0	23.70	0.2344	23.40	0.2188
Lowest	16QAM	1	0	22.99	0.1991	22.69	0.1858
Middle		1	0	22.98	0.1986	22.68	0.1854
Highest		1	0	22.88	0.1941	22.58	0.1811
Limit	EIRP < 2W			Result		PASS	

LTE Band 2 / 3MHz (Average) (GT - LC = -0.3 dB)							
Channel	Mode	RB		Conducted		EIRP	
		Size	Offset	Power (dBm)	Power (Watts)	EIRP(dBm)	EIRP(W)
Lowest	QPSK	1	0	23.71	0.2350	23.41	0.2193
Middle		1	0	23.70	0.2344	23.40	0.2188
Highest		1	0	23.67	0.2328	23.37	0.2173
Lowest	16QAM	1	8	22.91	0.1954	22.61	0.1824
Middle		1	8	22.99	0.1991	22.69	0.1858
Highest		1	8	22.90	0.1950	22.60	0.1820
Limit	EIRP < 2W			Result		PASS	

LTE Band 2 / 5MHz (Average) (GT - LC = -0.3 dB)							
Channel	Mode	RB		Conducted		EIRP	
		Size	Offset	Power (dBm)	Power (Watts)	EIRP(dBm)	EIRP(W)
Lowest	QPSK	1	0	23.52	0.2249	23.22	0.2099
Middle		1	0	23.78	0.2388	23.48	0.2228
Highest		1	0	23.62	0.2301	23.32	0.2148
Lowest	16QAM	1	24	22.84	0.1923	22.54	0.1795
Middle		1	24	22.98	0.1986	22.68	0.1854
Highest		1	24	22.58	0.1811	22.28	0.1690
Limit	EIRP < 2W			Result		PASS	



LTE Band 2 / 10MHz (Average) (GT - LC = -0.3 dB)							
Channel	Mode	RB		Conducted		EIRP	
		Size	Offset	Power (dBm)	Power (Watts)	EIRP(dBm)	EIRP(W)
Lowest	QPSK	1	25	23.32	0.2148	23.02	0.2004
Middle		1	25	23.56	0.2270	23.26	0.2118
Highest		1	25	23.35	0.2163	23.05	0.2018
Lowest	16QAM	1	25	22.65	0.1841	22.35	0.1718
Middle		1	25	22.87	0.1936	22.57	0.1807
Highest		1	25	22.65	0.1841	22.35	0.1718
Limit	EIRP < 2W			Result		PASS	

LTE Band 2 / 15MHz (Average) (GT - LC = -0.3 dB)							
Channel	Mode	RB		Conducted		EIRP	
		Size	Offset	Power (dBm)	Power (Watts)	EIRP(dBm)	EIRP(W)
Lowest	QPSK	1	0	23.46	0.2218	23.16	0.2070
Middle		1	0	23.80	0.2399	23.50	0.2239
Highest		1	0	23.69	0.2339	23.39	0.2183
Lowest	16QAM	1	74	22.85	0.1928	22.55	0.1799
Middle		1	74	23.00	0.1995	22.70	0.1862
Highest		1	74	22.60	0.1820	22.30	0.1698
Limit	EIRP < 2W			Result		PASS	

LTE Band 2 / 20MHz (Average) (GT - LC = -0.3 dB)							
Channel	Mode	RB		Conducted		EIRP	
		Size	Offset	Power (dBm)	Power (Watts)	EIRP(dBm)	EIRP(W)
Lowest	QPSK	1	0	23.85	0.2427	23.55	0.2265
Middle		1	0	23.83	0.2415	23.53	0.2254
Highest		1	0	23.83	0.2415	23.53	0.2254
Lowest	16QAM	1	0	22.99	0.1991	22.69	0.1858
Middle		1	0	22.94	0.1968	22.64	0.1837
Highest		1	0	22.99	0.1991	22.69	0.1858
Limit	EIRP < 2W			Result		PASS	



LTE Band 5 / 1.4MHz (Average) (GT - LC = -3.7 dB)							
Channel	Mode	RB		Conducted		ERP	
		Size	Offset	Power (dBm)	Power (Watts)	ERP(dBm)	ERP(W)
Lowest	QPSK	3	1	24.45	0.2786	18.60	0.0724
Middle		3	1	24.30	0.2692	18.45	0.0700
Highest		3	1	24.21	0.2636	18.36	0.0685
Lowest	16QAM	1	3	23.49	0.2234	17.64	0.0581
Middle		1	3	23.35	0.2163	17.50	0.0562
Highest		1	3	23.44	0.2208	17.59	0.0574
Limit	ERP < 7W			Result		PASS	

LTE Band 5 / 3MHz (Average) (GT - LC = -3.7 dB)							
Channel	Mode	RB		Conducted		ERP	
		Size	Offset	Power (dBm)	Power (Watts)	ERP(dBm)	ERP(W)
Lowest	QPSK	1	8	24.41	0.2761	18.56	0.0718
Middle		1	8	24.34	0.2716	18.49	0.0706
Highest		1	8	24.44	0.2780	18.59	0.0723
Lowest	16QAM	1	14	22.33	0.1710	16.48	0.0445
Middle		1	14	22.31	0.1702	16.46	0.0443
Highest		1	14	23.49	0.2234	17.64	0.0581
Limit	ERP < 7W			Result		PASS	

LTE Band 5 / 5MHz (Average) (GT - LC = -3.7 dB)							
Channel	Mode	RB		Conducted		ERP	
		Size	Offset	Power (dBm)	Power (Watts)	ERP(dBm)	ERP(W)
Lowest	QPSK	1	0	24.45	0.2786	18.60	0.0724
Middle		1	0	24.37	0.2735	18.52	0.0711
Highest		1	0	24.45	0.2786	18.60	0.0724
Lowest	16QAM	1	24	23.34	0.2158	17.49	0.0561
Middle		1	24	23.34	0.2158	17.49	0.0561
Highest		1	24	23.46	0.2218	17.61	0.0577
Limit	ERP < 7W			Result		PASS	



LTE Band 5 / 10MHz (Average) (GT - LC = -3.7 dB)							
Channel	Mode	RB		Conducted		ERP	
		Size	Offset	Power (dBm)	Power (Watts)	ERP(dBm)	ERP(W)
Lowest	QPSK	1	0	24.42	0.2767	18.57	0.0719
Middle		1	0	24.46	0.2793	18.61	0.0726
Highest		1	0	24.42	0.2767	18.57	0.0719
Lowest	16QAM	1	49	23.36	0.2168	17.51	0.0564
Middle		1	49	23.42	0.2198	17.57	0.0571
Highest		1	49	23.50	0.2239	17.65	0.0582
Limit	ERP < 7W			Result		PASS	



LTE Band 7 / 5MHz (Average) (GT - LC = 0.4 dB)							
Channel	Mode	RB		Conducted		EIRP	
		Size	Offset	Power (dBm)	Power (Watts)	EIRP(dBm)	EIRP(W)
Lowest	QPSK	1.00	12.00	23.75	0.2371	24.15	0.2600
Middle		1.00	12.00	24.04	0.2535	24.44	0.2780
Highest		1.00	12.00	23.78	0.2388	24.18	0.2618
Lowest	16QAM	1.00	12.00	22.96	0.1977	23.36	0.2168
Middle		1.00	12.00	23.21	0.2094	23.61	0.2296
Highest		1.00	12.00	22.98	0.1986	23.38	0.2178
Limit	EIRP < 2W			Result		PASS	

LTE Band 7 / 10MHz (Average) (GT - LC = 0.4 dB)							
Channel	Mode	RB		Conducted		EIRP	
		Size	Offset	Power (dBm)	Power (Watts)	EIRP(dBm)	EIRP(W)
Lowest	QPSK	1.00	25	23.75	0.2371	24.15	0.2600
Middle		1.00	25	24.03	0.2529	24.43	0.2773
Highest		1.00	25	23.79	0.2393	24.19	0.2624
Lowest	16QAM	1.00	0.00	22.93	0.1963	23.33	0.2153
Middle		1.00	0.00	23.22	0.2099	23.62	0.2301
Highest		1.00	0.00	23.03	0.2009	23.43	0.2203
Limit	EIRP < 2W			Result		PASS	

LTE Band 7 / 15MHz (Average) (GT - LC = 0.4 dB)							
Channel	Mode	RB		Conducted		EIRP	
		Size	Offset	Power (dBm)	Power (Watts)	EIRP(dBm)	EIRP(W)
Lowest	QPSK	1.00	74.00	23.95	0.2483	24.35	0.2723
Middle		1.00	74.00	24.04	0.2535	24.44	0.2780
Highest		1.00	74.00	23.88	0.2443	24.28	0.2679
Lowest	16QAM	1.00	74.00	23.23	0.2104	23.63	0.2307
Middle		1.00	74.00	23.28	0.2128	23.68	0.2333
Highest		1.00	74.00	23.05	0.2018	23.45	0.2213
Limit	EIRP < 2W			Result		PASS	



LTE Band 7 / 20MHz (Average) (GT - LC = 0.4 dB)							
Channel	Mode	RB		Conducted		EIRP	
		Size	Offset	Power (dBm)	Power (Watts)	EIRP(dBm)	EIRP(W)
Lowest	QPSK	1.00	0.00	23.83	0.2415	24.23	0.2649
Middle		1.00	0.00	24.06	0.2547	24.46	0.2793
Highest		1.00	0.00	23.85	0.2427	24.25	0.2661
Lowest	16QAM	1.00	99.00	23.22	0.2099	23.62	0.2301
Middle		1.00	99.00	23.30	0.2138	23.70	0.2344
Highest		1.00	99.00	23.08	0.2032	23.48	0.2228
Limit	EIRP < 2W			Result		PASS	



Radiated Spurious Emission



LTE Band 2

LTE Band 2 / 1.4MHz / QPSK									
Channel	Frequency (MHz)	EIRP (dBm)	Limit (dBm)	Over Limit (dB)	SPA Reading (dBm)	S.G. Power (dBm)	TX Cable loss (dB)	TX Antenna Gain (dBi)	Polarization (H/V)
Lowest	3701.4	-52.12	-13	-39.12	-47.96	-58.69	1.67	8.24	H
	5552.1	-34.19	-13	-21.19	-36.88	-41.26	2.65	9.72	H
	7402.8	-62.14	-13	-49.14	-66.33	-71.28	2.46	11.60	H
	9253.5	-50.05	-13	-37.05	-56.68	-60.11	2.54	12.60	H
	11104.2	-54.60	-13	-41.60	-65.75	-64.37	2.69	12.46	H
	14805.6	-60.89	-13	-47.89	-73.98	-70.74	3.52	13.37	H
									H
	3701.4	-50.00	-13	-37.00	-45.83	-56.57	1.67	8.24	V
	5552.1	-30.18	-13	-17.18	-32.84	-37.25	2.65	9.72	V
	7402.8	-58.95	-13	-45.95	-63.35	-68.09	2.46	11.60	V
	9253.5	-51.84	-13	-38.84	-58.89	-61.9	2.54	12.60	V
	11104.2	-56.42	-13	-43.42	-67.41	-66.19	2.69	12.46	V
14805.6	-59.24	-13	-46.24	-72.43	-69.09	3.52	13.37	V	
Middle	3762	-54.58	-13	-41.58	-50.2	-61.21	1.69	8.31	H
	5640	-39.66	-13	-26.66	-42.64	-46.71	2.71	9.76	H
	7518	-58.32	-13	-45.32	-62.32	-67.71	2.42	11.81	H
	9399	-47.31	-13	-34.31	-54.12	-57.28	2.57	12.54	H
									H
									H
									H
	3762	-53.96	-13	-40.96	-49.59	-60.59	1.69	8.31	V
	5640	-33.26	-13	-20.26	-36.12	-40.31	2.71	9.76	V
	7518	-57.62	-13	-44.62	-61.75	-67.01	2.42	11.81	V
	9399	-46.84	-13	-33.84	-54	-56.81	2.57	12.54	V
									V
								V	
Highest	3816	-54.43	-13	-41.43	-49.97	-61.11	1.70	8.38	H
	5724	-41.53	-13	-28.53	-44.83	-48.57	2.75	9.79	H
	7638	-60.65	-13	-47.65	-65.16	-70.15	2.38	11.88	H
	9546	-38.64	-13	-25.64	-45.46	-48.51	2.60	12.47	H
	11457	-55.41	-13	-42.41	-67.69	-65.04	2.68	12.32	H
	15268	-58.75	-13	-45.75	-72.65	-69.02	3.71	13.98	H
									H
	3816	-51.68	-13	-38.68	-47.23	-58.36	1.70	8.38	V
	5724	-34.63	-13	-21.63	-38.02	-41.67	2.75	9.79	V
	7638	-60.81	-13	-47.81	-65.65	-70.31	2.38	11.88	V
	9546	-41.72	-13	-28.72	-49.01	-51.59	2.60	12.47	V
	11457	-58.06	-13	-45.06	-70.22	-67.69	2.68	12.32	V
15268	-56.74	-13	-43.74	-70.72	-67.01	3.71	13.98	V	

Remark: Spurious emissions within 30-1000MHz were found more than 20dB below limit line.



LTE Band 2 / 3MHz / QPSK									
Channel	Frequency (MHz)	EIRP (dBm)	Limit (dBm)	Over Limit (dB)	SPA Reading (dBm)	S.G. Power (dBm)	TX Cable loss (dB)	TX Antenna Gain (dBi)	Polarization (H/V)
Lowest	3702	-52.44	-13	-39.44	-48.16	-59.01	1.67	8.24	H
	5550	-33.64	-13	-20.64	-36.22	-40.71	2.65	9.72	H
	7404	-61.56	-13	-48.56	-65.64	-70.71	2.46	11.61	H
	9252	-48.45	-13	-35.45	-55.02	-58.51	2.54	12.60	H
	11100	-53.55	-13	-40.55	-64.57	-63.32	2.69	12.46	H
	16654	-53.75	-13	-40.75	-69.15	-62.21	3.93	12.38	H
									H
	3702	-47.76	-13	-34.76	-43.48	-54.33	1.67	8.24	V
	5550	-30.64	-13	-17.64	-33.18	-37.71	2.65	9.72	V
	7404	-58.29	-13	-45.29	-62.51	-67.44	2.46	11.61	V
	9252	-51.62	-13	-38.62	-58.38	-61.68	2.54	12.60	V
	11100	-57.14	-13	-44.14	-67.91	-66.91	2.69	12.46	V
16654	-56.55	-13	-43.55	-71.29	-65.01	3.93	12.38	V	
Middle	3756	-54.67	-13	-41.67	-50.38	-61.29	1.68	8.31	H
	5634	-39.23	-13	-26.23	-42.24	-46.28	2.70	9.75	H
	7518	-58.66	-13	-45.66	-62.61	-68.05	2.42	11.81	H
	9399	-44.92	-13	-31.92	-51.7	-54.89	2.57	12.54	H
									H
									H
									H
	3756	-52.39	-13	-39.39	-48.04	-59.01	1.68	8.31	V
	5634	-33.96	-13	-20.96	-36.81	-41.01	2.70	9.75	V
	7518	-56.38	-13	-43.38	-60.48	-65.77	2.42	11.81	V
	9399	-48.02	-13	-35.02	-55.16	-57.99	2.57	12.54	V
									V
								V	
Highest	3816	-55.33	-13	-42.33	-50.95	-62.01	1.70	8.38	H
	5724	-41.67	-13	-28.67	-45.01	-48.71	2.75	9.79	H
	7632	-59.38	-13	-46.38	-63.7	-68.87	2.39	11.88	H
	9535	-39.27	-13	-26.27	-46.2	-49.15	2.60	12.48	H
	11446	-57.37	-13	-44.37	-69.5	-67.01	2.68	12.32	H
	15258	-56.13	-13	-43.13	-69.93	-66.39	3.71	13.96	H
									H
	3816	-51.33	-13	-38.33	-46.78	-58.01	1.70	8.38	V
	5724	-34.27	-13	-21.27	-37.59	-41.31	2.75	9.79	V
	7632	-58.06	-13	-45.06	-62.81	-67.55	2.39	11.88	V
	9535	-43.13	-13	-30.13	-50.43	-53.01	2.60	12.48	V
	11446	-58.69	-13	-45.69	-70.9	-68.33	2.68	12.32	V
15258	-52.12	-13	-39.12	-66.01	-62.38	3.71	13.96	V	
								V	

Remark: Spurious emissions within 30-1000MHz were found more than 20dB below limit line.



LTE Band 2 / 5MHz / QPSK									
Channel	Frequency (MHz)	EIRP (dBm)	Limit (dBm)	Over Limit (dB)	SPA Reading (dBm)	S.G. Power (dBm)	TX Cable loss (dB)	TX Antenna Gain (dBi)	Polarization (H/V)
Lowest	3702	-53.76	-13	-40.76	-49.53	-60.33	1.67	8.24	H
	5550	-33.95	-13	-20.95	-36.37	-41.02	2.65	9.72	H
	7410	-61.43	-13	-48.43	-65.55	-70.59	2.46	11.62	H
	9252	-48.05	-13	-35.05	-54.54	-58.11	2.54	12.60	H
	11100	-55.28	-13	-42.28	-66.35	-65.05	2.69	12.46	H
	16654	-54.12	-13	-41.12	-69.59	-62.58	3.93	12.38	H
									H
	3702	-48.44	-13	-35.44	-44.14	-55.01	1.67	8.24	V
	5550	-30.28	-13	-17.28	-32.82	-37.35	2.65	9.72	V
	7404	-59.01	-13	-46.01	-63.25	-68.16	2.46	11.61	V
	9252	-51.29	-13	-38.29	-58.21	-61.35	2.54	12.60	V
	11100	-57.04	-13	-44.04	-67.95	-66.81	2.69	12.46	V
16654	-55.25	-13	-42.25	-70.16	-63.71	3.93	12.38	V	
Middle	3756	-55.66	-13	-42.66	-51.31	-62.28	1.68	8.31	H
	5634	-40.96	-13	-27.96	-43.74	-48.01	2.70	9.75	H
	7512	-58.73	-13	-45.73	-62.85	-68.11	2.43	11.81	H
	9388	-45.96	-13	-32.96	-52.72	-55.94	2.57	12.54	H
	11268	-58.31	-13	-45.31	-69.77	-68.02	2.68	12.39	H
	15027	-55.98	-13	-42.98	-68.84	-66.01	3.61	13.64	H
									H
	3756	-53.39	-13	-40.39	-48.81	-60.01	1.68	8.31	V
	5634	-34.96	-13	-21.96	-37.88	-42.01	2.70	9.75	V
	7512	-57.67	-13	-44.67	-61.92	-67.05	2.43	11.81	V
	9388	-49.01	-13	-36.01	-56.12	-58.99	2.57	12.54	V
	11268	-59.31	-13	-46.31	-70.82	-69.02	2.68	12.39	V
15027	-54.38	-13	-41.38	-67.55	-64.41	3.61	13.64	V	
Highest	3810	-54.02	-13	-41.02	-49.6	-60.69	1.70	8.37	H
	5718	-43.47	-13	-30.47	-46.95	-50.51	2.75	9.79	H
	7632	-59.22	-13	-46.22	-63.73	-68.71	2.39	11.88	H
	9525	-40.32	-13	-27.32	-47.25	-50.21	2.60	12.49	H
	11436	-56.57	-13	-43.57	-68.83	-66.21	2.68	12.33	H
	15247	-57.56	-13	-44.56	-71.11	-67.81	3.70	13.95	H
									H
	3810	-50.44	-13	-37.44	-46.06	-57.11	1.70	8.37	V
	5718	-36.98	-13	-23.98	-40.31	-44.02	2.75	9.79	V
	7620	-57.33	-13	-44.33	-61.85	-66.81	2.39	11.87	V
	9525	-43.04	-13	-30.04	-50.26	-52.93	2.60	12.49	V
	11436	-58.38	-13	-45.38	-70.37	-68.02	2.68	12.33	V
15247	-55.46	-13	-42.46	-69.04	-65.71	3.70	13.95	V	

Remark: Spurious emissions within 30-1000MHz were found more than 20dB below limit line.



LTE Band 2 / 10MHz / QPSK									
Channel	Frequency (MHz)	EIRP (dBm)	Limit (dBm)	Over Limit (dB)	SPA Reading (dBm)	S.G. Power (dBm)	TX Cable loss (dB)	TX Antenna Gain (dBi)	Polarization (H/V)
Lowest	3702	-53.45	-13	-40.45	-49.1	-60.02	1.67	8.24	H
	5550	-35.98	-13	-22.98	-38.59	-43.05	2.65	9.72	H
	7404	-61.62	-13	-48.62	-65.69	-70.77	2.46	11.61	H
	9252	-49.55	-13	-36.55	-55.99	-59.61	2.54	12.60	H
	11100	-56.27	-13	-43.27	-67.23	-66.04	2.69	12.46	H
	16654	-55.55	-13	-42.55	-70.88	-64.01	3.93	12.38	H
									H
	3702	-48.65	-13	-35.65	-44.41	-55.22	1.67	8.24	V
	5550	-32.44	-13	-19.44	-34.95	-39.51	2.65	9.72	V
	7404	-57.36	-13	-44.36	-61.51	-66.51	2.46	11.61	V
	9252	-51.53	-13	-38.53	-58.39	-61.59	2.54	12.60	V
	11100	-58.04	-13	-45.04	-68.82	-67.81	2.69	12.46	V
16654	-57.95	-13	-44.95	-72.8	-66.41	3.93	12.38	V	
Middle	3750	-55.39	-13	-42.39	-50.79	-62.01	1.68	8.30	H
	5628	-43.06	-13	-30.06	-45.8	-50.11	2.70	9.75	H
	7500	-60.02	-13	-47.02	-63.94	-69.39	2.43	11.80	H
	9378	-43.83	-13	-30.83	-50.56	-53.82	2.56	12.55	H
									H
									H
									H
	3750	-52.53	-13	-39.53	-48.27	-59.15	1.68	8.30	V
	5628	-39.96	-13	-26.96	-41.81	-47.01	2.70	9.75	V
	7500	-57.68	-13	-44.68	-61.77	-67.05	2.43	11.80	V
	9378	-46.82	-13	-33.82	-53.97	-56.81	2.56	12.55	V
									V
								V	
Highest	3804	-51.34	-13	-38.34	-46.7	-58.01	1.70	8.36	H
	5700	-40.29	-13	-27.29	-43.36	-47.33	2.74	9.78	H
	7602	-61.35	-13	-48.35	-65.76	-70.81	2.40	11.86	H
	9504	-42.97	-13	-29.97	-49.71	-52.88	2.59	12.50	H
	1404	-54.49	-13	-41.49	-66.61	-58.33	0.87	4.70	H
	15205	-54.81	-13	-41.81	-68.36	-65.01	3.68	13.89	H
									H
	3804	-48.38	-13	-35.38	-44.06	-55.05	1.70	8.36	V
	5700	-36.17	-13	-23.17	-39.29	-43.21	2.74	9.78	V
	7602	-57.69	-13	-44.69	-62.31	-67.15	2.40	11.86	V
	9504	-44.81	-13	-31.81	-52.01	-54.72	2.59	12.50	V
	1404	-56.65	-13	-43.65	-68.67	-60.49	0.87	4.70	V
15205	-52.37	-13	-39.37	-66.27	-62.57	3.68	13.89	V	
								V	

Remark: Spurious emissions within 30-1000MHz were found more than 20dB below limit line.



LTE Band 2 / 15MHz / QPSK									
Channel	Frequency (MHz)	EIRP (dBm)	Limit (dBm)	Over Limit (dB)	SPA Reading (dBm)	S.G. Power (dBm)	TX Cable loss (dB)	TX Antenna Gain (dBi)	Polarization (H/V)
Lowest	3702	-54.64	-13	-41.64	-50.27	-61.21	1.67	8.24	H
	5550	-35.61	-13	-22.61	-38.1	-42.68	2.65	9.72	H
	7404	-61.39	-13	-48.39	-65.48	-70.54	2.46	11.61	H
	9252	-48.48	-13	-35.48	-54.94	-58.54	2.54	12.60	H
	11110	-53.92	-13	-40.92	-65.11	-63.69	2.69	12.46	H
	16654	-54.75	-13	-41.75	-70.13	-63.21	3.93	12.38	H
									H
	3702	-49.02	-13	-36.02	-44.78	-55.59	1.67	8.24	V
	5550	-31.95	-13	-18.95	-34.39	-39.02	2.65	9.72	V
	7404	-58.36	-13	-45.36	-62.66	-67.51	2.46	11.61	V
	9252	-51.56	-13	-38.56	-58.49	-61.62	2.54	12.60	V
	11110	-57.11	-13	-44.11	-67.96	-66.88	2.69	12.46	V
16654	-57.13	-13	-44.13	-71.89	-65.59	3.93	12.38	V	
Middle	3750	-53.97	-13	-40.97	-49.63	-60.59	1.68	8.30	H
	3622	-44.27	-13	-31.27	-47.06	-50.77	1.64	8.15	H
	7494	-61.03	-13	-48.03	-65.02	-70.39	2.43	11.79	H
	9367	-46.67	-13	-33.67	-53.28	-56.66	2.56	12.55	H
	14985	-59.27	-13	-46.27	-72.16	-69.26	3.59	13.58	H
	16864	-59.81	-13	-46.81	-75.56	-68.55	3.90	12.64	H
									H
	3750	-52.49	-13	-39.49	-48.27	-59.11	1.68	8.30	V
	5622	-37.52	-13	-24.52	-40.33	-44.57	2.70	9.75	V
	7494	-57.35	-13	-44.35	-61.37	-66.71	2.43	11.79	V
	9367	-47.52	-13	-34.52	-54.64	-57.51	2.56	12.55	V
	14985	-57.03	-13	-44.03	-70.18	-67.02	3.59	13.58	V
16864	-60.48	-13	-47.48	-76.18	-69.22	3.90	12.64	V	
Highest	3792	-53.01	-13	-40.01	-48.58	-59.66	1.70	8.35	H
	5688	-39.67	-13	-26.67	-42.84	-46.71	2.73	9.78	H
	7584	-61.56	-13	-48.56	-65.82	-71.01	2.40	11.85	H
	9483	-43.07	-13	-30.07	-49.89	-52.99	2.59	12.51	H
	11373	-55.61	-13	-42.61	-67.52	-65.28	2.68	12.35	H
	15163	-57.55	-13	-44.55	-70.92	-67.71	3.67	13.83	H
									H
	3792	-49.46	-13	-36.46	-45.14	-56.11	1.70	8.35	V
	5688	-34.41	-13	-21.41	-37.6	-41.45	2.73	9.78	V
	7584	-57.67	-13	-44.67	-62.24	-67.12	2.40	11.85	V
	9483	-42.07	-13	-29.07	-52.32	-51.99	2.59	12.51	V
	11373	-58.14	-13	-45.14	-69.99	-67.81	2.68	12.35	V
15163	-54.19	-13	-41.19	-67.81	-64.35	3.67	13.83	V	
								V	

Remark: Spurious emissions within 30-1000MHz were found more than 20dB below limit line.



LTE Band 2 / 20MHz / QPSK									
Channel	Frequency (MHz)	EIRP (dBm)	Limit (dBm)	Over Limit (dB)	SPA Reading (dBm)	S.G. Power (dBm)	TX Cable loss (dB)	TX Antenna Gain (dBi)	Polarization (H/V)
Lowest	3702	-53.65	-13	-40.65	-49.41	-60.22	1.67	8.24	H
	5556	-34.92	-13	-21.92	-37.42	-41.99	2.66	9.72	H
	7404	-61.96	-13	-48.96	-66.03	-71.11	2.46	11.61	H
	9252	-48.95	-13	-35.95	-55.25	-59.01	2.54	12.60	H
	11110	-54.25	-13	-41.25	-65.23	-64.02	2.69	12.46	H
	16665	-53.57	-13	-40.57	-68.8	-62.04	3.92	12.40	H
									H
	3702	-48.47	-13	-35.47	-44.24	-55.04	1.67	8.24	V
	5556	-30.94	-13	-17.94	-33.53	-38.01	2.66	9.72	V
	7404	-58.66	-13	-45.66	-62.86	-67.81	2.46	11.61	V
	9252	-51.55	-13	-38.55	-58.48	-61.61	2.54	12.60	V
	11110	-56.61	-13	-43.61	-67.6	-66.38	2.69	12.46	V
16665	-56.11	-13	-43.11	-70.94	-64.58	3.92	12.40	V	
Middle	3744	-53.54	-13	-40.54	-49.25	-60.15	1.68	8.29	H
	5616	-45.01	-13	-32.01	-47.9	-52.06	2.69	9.75	H
	7482	-59.78	-13	-46.78	-63.83	-69.11	2.44	11.76	H
	9357	-46.02	-13	-33.02	-52.72	-56.02	2.56	12.56	H
									H
									H
									H
	3744	-51.40	-13	-38.40	-47.11	-58.01	1.68	8.29	V
	5616	-38.99	-13	-25.99	-41.73	-46.04	2.69	9.75	V
	7482	-58.79	-13	-45.79	-62.89	-68.12	2.44	11.76	V
	9357	-49.01	-13	-36.01	-56.04	-59.01	2.56	12.56	V
									V
								V	
Highest	3780	-53.68	-13	-40.68	-49.27	-60.32	1.69	8.34	H
	5676	-36.61	-13	-23.61	-39.65	-43.65	2.73	9.77	H
	7602	-61.02	-13	-48.02	-65.38	-70.48	2.40	11.86	H
	9451	-43.42	-13	-30.42	-50.18	-53.36	2.58	12.52	H
	11352	-55.34	-13	-42.34	-67.34	-65.02	2.68	12.36	H
	15132	-59.38	-13	-46.38	-72.45	-69.51	3.65	13.78	H
									H
	3780	-48.78	-13	-35.78	-44.41	-55.42	1.69	8.34	V
	5676	-32.57	-13	-19.57	-35.57	-39.61	2.73	9.77	V
	7602	-61.56	-13	-48.56	-66	-71.02	2.40	11.86	V
	9451	-45.05	-13	-32.05	-52.26	-54.99	2.58	12.52	V
	11352	-57.91	-13	-44.91	-69.76	-67.59	2.68	12.36	V
15132	-57.88	-13	-44.88	-71.11	-68.01	3.65	13.78	V	
								V	

Remark: Spurious emissions within 30-1000MHz were found more than 20dB below limit line.



LTE Band 5

LTE Band 5 / 1.4MHz / QPSK									
Channel	Frequency (MHz)	EIRP (dBm)	Limit (dBm)	Over Limit (dB)	SPA Reading (dBm)	S.G. Power (dBm)	TX Cable loss (dB)	TX Antenna Gain (dBi)	Polarization (H/V)
Lowest	1656	-49.66	-13	-36.66	-37.65	-51.39	0.98	4.86	H
	2488	-50.02	-13	-37.02	-43.38	-51.95	1.29	5.36	H
	3312	-54.62	-13	-41.62	-50.02	-58.1	1.55	7.17	H
	4144	-50.75	-13	-37.75	-46.7	-55.38	1.84	8.63	H
	4968	-60.01	-13	-47.01	-59.72	-65.18	2.32	9.64	H
	5800	-60.58	-13	-47.58	-64.44	-65.45	2.80	9.82	H
									H
	1656	-48.72	-13	-35.72	-37.18	-50.45	0.98	4.86	V
	2488	-52.99	-13	-39.99	-46.8	-54.92	1.29	5.36	V
	3312	-55.53	-13	-42.53	-51.21	-59.01	1.55	7.17	V
	4144	-51.05	-13	-38.05	-47.14	-55.68	1.84	8.63	V
	4968	-58.99	-13	-45.99	-58.52	-64.16	2.32	9.64	V
5800	-58.08	-13	-45.08	-61.93	-62.95	2.80	9.82	V	
Middle	1672	-45.90	-13	-32.90	-34.03	-47.58	0.99	4.82	H
	2512	-45.89	-13	-32.89	-39.28	-47.86	1.29	5.41	H
	3344	-59.46	-13	-46.46	-54.99	-63.07	1.56	7.31	H
	4184	-45.51	-13	-32.51	-41.57	-50.13	1.87	8.64	H
	5016	-59.08	-13	-46.08	-59.06	-64.28	2.35	9.70	H
	5856	-62.08	-13	-49.08	-66.27	-66.94	2.83	9.84	H
									H
	1672	-45.24	-13	-32.24	-33.83	-46.92	0.99	4.82	V
	2512	-47.03	-13	-34.03	-40.88	-49	1.29	5.41	V
	3344	-60.20	-13	-47.20	-55.94	-63.81	1.56	7.31	V
	4184	-45.71	-13	-32.71	-41.91	-50.33	1.87	8.64	V
	5016	-58.37	-13	-45.37	-58.16	-63.57	2.35	9.70	V
5856	-59.32	-13	-46.32	-63.52	-64.18	2.83	9.84	V	
Highest	1688	-52.64	-13	-39.64	-40.77	-54.27	1.00	4.77	H
	2528	-48.95	-13	-35.95	-42.36	-50.92	1.30	5.42	H
	3376	-57.85	-13	-44.85	-53.53	-61.59	1.57	7.45	H
	4216	-50.40	-13	-37.40	-46.59	-55.01	1.89	8.64	H
	5064	-60.73	-13	-47.73	-60.97	-65.91	2.37	9.70	H
	5904	-61.95	-13	-48.95	-66.31	-66.8	2.86	9.86	H
									H
	1688	-50.74	-13	-37.74	-39.33	-52.37	1.00	4.77	V
	2528	-48.41	-13	-35.41	-42.31	-50.38	1.30	5.42	V
	3376	-57.97	-13	-44.97	-53.78	-61.71	1.57	7.45	V
	4216	-49.99	-13	-36.99	-46.31	-54.6	1.89	8.64	V
	5064	-59.78	-13	-46.78	-59.84	-64.96	2.37	9.70	V
5904	-59.51	-13	-46.51	-63.88	-64.36	2.86	9.86	V	

Remark: Spurious emissions within 30-1000MHz were found more than 20dB below limit line.



LTE Band 5 / 3MHz / QPSK									
Channel	Frequency (MHz)	ERP (dBm)	Limit (dBm)	Over Limit (dB)	SPA Reading (dBm)	S.G. Power (dBm)	TX Cable loss (dB)	TX Antenna Gain (dBi)	Polarization (H/V)
Lowest	1656	-48.64	-13	-35.64	-36.63	-50.37	0.98	4.86	H
	2480	-48.89	-13	-35.89	-42.17	-50.8	1.28	5.34	H
	3312	-53.95	-13	-40.95	-49.35	-57.43	1.55	7.17	H
	4136	-49.25	-13	-36.25	-45.13	-53.89	1.84	8.63	H
	4968	-59.40	-13	-46.40	-59.11	-64.57	2.32	9.64	H
	5792	-59.26	-13	-46.26	-63.12	-64.13	2.79	9.82	H
									H
	1656	-47.94	-13	-34.94	-36.4	-49.67	0.98	4.86	V
	2480	-49.67	-13	-36.67	-43.39	-51.58	1.28	5.34	V
	3312	-55.95	-13	-42.95	-51.63	-59.43	1.55	7.17	V
	4136	-51.87	-13	-38.87	-47.9	-56.51	1.84	8.63	V
	4968	-57.02	-13	-44.02	-56.55	-62.19	2.32	9.64	V
5792	-56.12	-13	-43.12	-59.97	-60.99	2.79	9.82	V	
Middle	1672	-47.82	-13	-34.82	-35.95	-49.5	0.99	4.82	H
	2504	-45.24	-13	-32.24	-38.6	-47.2	1.29	5.40	H
	3344	-59.20	-13	-46.20	-54.73	-62.81	1.56	7.31	H
	4176	-44.19	-13	-31.19	-40.25	-48.81	1.86	8.64	H
	5008	-58.55	-13	-45.55	-58.53	-63.76	2.34	9.70	H
	5848	-61.78	-13	-48.78	-65.89	-66.64	2.83	9.84	H
									H
	1672	-46.85	-13	-33.85	-35.44	-48.53	0.99	4.82	V
	2504	-46.14	-13	-33.14	-39.95	-48.1	1.29	5.40	V
	3344	-58.02	-13	-45.02	-53.76	-61.63	1.56	7.31	V
	4176	-46.40	-13	-33.40	-42.6	-51.02	1.86	8.64	V
	5008	-58.14	-13	-45.14	-57.93	-63.35	2.34	9.70	V
5848	-59.16	-13	-46.16	-63.28	-64.02	2.83	9.84	V	
Highest	1688	-52.58	-13	-39.58	-40.71	-54.21	1.00	4.77	H
	2528	-48.99	-13	-35.99	-42.4	-50.96	1.30	5.42	H
	3368	-58.28	-13	-45.28	-53.89	-61.99	1.56	7.42	H
	4216	-50.25	-13	-37.25	-46.44	-54.86	1.89	8.64	H
	5056	-61.30	-13	-48.30	-61.54	-66.48	2.37	9.70	H
	5896	-62.45	-13	-49.45	-66.81	-67.31	2.85	9.86	H
									H
	1688	-50.36	-13	-37.36	-39.95	-51.99	1.00	4.77	V
	2528	-48.05	-13	-35.05	-41.95	-50.02	1.30	5.42	V
	3368	-57.85	-13	-44.85	-53.62	-61.56	1.56	7.42	V
	4216	-49.25	-13	-36.25	-45.57	-53.86	1.89	8.64	V
	5056	-60.68	-13	-47.68	-60.74	-65.86	2.37	9.70	V
5896	-59.77	-13	-46.77	-64.14	-64.63	2.85	9.86	V	
								V	

Remark: Spurious emissions within 30-1000MHz were found more than 20dB below limit line.



LTE Band 5 / 5MHz / QPSK									
Channel	Frequency (MHz)	ERP (dBm)	Limit (dBm)	Over Limit (dB)	SPA Reading (dBm)	S.G. Power (dBm)	TX Cable loss (dB)	TX Antenna Gain (dBi)	Polarization (H/V)
Lowest	1656	-47.51	-13	-34.51	-35.5	-49.24	0.98	4.86	H
	2480	-48.17	-13	-35.17	-41.45	-50.08	1.28	5.34	H
	3304	-57.79	-13	-44.79	-53.19	-61.23	1.54	7.14	H
	4136	-47.71	-13	-34.71	-43.59	-52.35	1.84	8.63	H
	4960	-59.28	-13	-46.28	-58.99	-64.44	2.31	9.62	H
	5792	-60.35	-13	-47.35	-64.21	-65.22	2.79	9.82	H
									H
	1656	-43.49	-13	-30.49	-31.95	-45.22	0.98	4.86	V
	2480	-49.47	-13	-36.47	-43.19	-51.38	1.28	5.34	V
	3304	-56.37	-13	-43.37	-52.05	-59.81	1.54	7.14	V
	4136	-49.26	-13	-36.26	-45.29	-53.9	1.84	8.63	V
	4960	-58.50	-13	-45.50	-58.03	-63.66	2.31	9.62	V
5792	-57.32	-13	-44.32	-61.17	-62.19	2.79	9.82	V	
Middle	1672	-48.68	-13	-35.68	-36.81	-50.36	0.99	4.82	H
	2504	-45.80	-13	-32.80	-39.16	-47.76	1.29	5.40	H
	3336	-58.74	-13	-45.74	-54.21	-62.32	1.55	7.28	H
	4176	-45.25	-13	-32.25	-41.31	-49.87	1.86	8.64	H
	5008	-57.90	-13	-44.90	-57.88	-63.11	2.34	9.70	H
	5840	-61.11	-13	-48.11	-65.22	-65.98	2.82	9.84	H
									H
	1672	-45.47	-13	-32.47	-34.06	-47.15	0.99	4.82	V
	2504	-45.23	-13	-32.23	-39.04	-47.19	1.29	5.40	V
	3336	-57.88	-13	-44.88	-53.6	-61.46	1.55	7.28	V
	4176	-44.78	-13	-31.78	-40.98	-49.4	1.86	8.64	V
	5008	-57.02	-13	-44.02	-56.81	-62.23	2.34	9.70	V
5840	-58.82	-13	-45.82	-62.94	-63.69	2.82	9.84	V	
Highest	1688	-48.99	-13	-35.99	-37.12	-50.62	1.00	4.77	H
	2528	-51.68	-13	-38.68	-45.09	-53.65	1.30	5.42	H
	3368	-59.26	-13	-46.26	-54.87	-62.97	1.56	7.42	H
	4208	-49.34	-13	-36.34	-45.53	-53.95	1.88	8.64	H
	5048	-60.89	-13	-47.89	-61.04	-66.08	2.36	9.70	H
									H
									H
	1688	-46.90	-13	-33.90	-35.49	-48.53	1.00	4.77	V
	2528	-50.27	-13	-37.27	-44.17	-52.24	1.30	5.42	V
	3368	-58.68	-13	-45.68	-54.45	-62.39	1.56	7.42	V
	4208	-48.84	-13	-35.84	-45.16	-53.45	1.88	8.64	V
	5048	-60.51	-13	-47.51	-60.48	-65.7	2.36	9.70	V
								V	
								V	

Remark: Spurious emissions within 30-1000MHz were found more than 20dB below limit line.



LTE Band 5 / 10MHz / QPSK									
Channel	Frequency (MHz)	ERP (dBm)	Limit (dBm)	Over Limit (dB)	SPA Reading (dBm)	S.G. Power (dBm)	TX Cable loss (dB)	TX Antenna Gain (dBi)	Polarization (H/V)
Lowest	1648	-44.33	-13	-31.33	-32.17	-46.09	0.98	4.89	H
	2472	-46.51	-13	-33.51	-39.79	-48.39	1.28	5.32	H
	3296	-61.27	-13	-48.27	-56.6	-64.68	1.54	7.10	H
	4120	-49.63	-13	-36.63	-45.51	-54.27	1.83	8.62	H
									H
									H
									H
	1648	-41.63	-13	-28.63	-29.94	-43.39	0.98	4.89	V
	2472	-48.25	-13	-35.25	-41.97	-50.13	1.28	5.32	V
	3296	-62.67	-13	-49.67	-58.33	-66.08	1.54	7.10	V
	4120	-51.03	-13	-38.03	-47.06	-55.67	1.83	8.62	V
									V
									V
	Middle	1664	-50.62	-13	-37.62	-38.61	-52.33	0.98	4.84
2496		-46.11	-13	-33.11	-39.47	-48.06	1.29	5.39	H
3328		-56.37	-13	-43.37	-51.84	-59.91	1.55	7.24	H
4160		-46.30	-13	-33.30	-42.31	-50.93	1.85	8.63	H
4992		-58.70	-13	-45.70	-57.6	-63.9	2.33	9.68	H
5824		-60.93	-13	-47.93	-64.96	-65.8	2.81	9.83	H
									H
1664		-47.44	-13	-34.44	-35.9	-49.15	0.98	4.84	V
2496		-46.45	-13	-33.45	-40.26	-48.4	1.29	5.39	V
3328		-56.11	-13	-43.11	-51.83	-59.65	1.55	7.24	V
4160		-47.25	-13	-34.25	-43.4	-51.88	1.85	8.63	V
4992		-56.32	-13	-43.32	-56.02	-61.52	2.33	9.68	V
5824		-57.45	-13	-44.45	-61.48	-62.32	2.81	9.83	V
Highest		1680	-46.17	-13	-33.17	-34.3	-47.82	0.99	4.80
	2520	-51.01	-13	-38.01	-44.4	-52.98	1.30	5.42	H
	3360	-59.53	-13	-46.53	-55.14	-63.2	1.56	7.38	H
	4200	-47.50	-13	-34.50	-43.63	-52.11	1.88	8.64	H
	5040	-61.55	-13	-48.55	-61.7	-66.74	2.36	9.70	H
									H
									H
	1680	-45.74	-13	-32.74	-34.33	-47.39	0.99	4.80	V
	2520	-52.19	-13	-39.19	-46.04	-54.16	1.30	5.42	V
	3360	-61.54	-13	-48.54	-57.31	-65.21	1.56	7.38	V
	4200	-47.81	-13	-34.81	-44.07	-52.42	1.88	8.64	V
	5040	-60.23	-13	-47.23	-60.2	-65.42	2.36	9.70	V
									V
									V

Remark: Spurious emissions within 30-1000MHz were found more than 20dB below limit line.



LTE Band 7

LTE Band 7 / 5MHz / QPSK									
Channel	Frequency (MHz)	ERP (dBm)	Limit (dBm)	Over Limit (dB)	SPA Reading (dBm)	S.G. Power (dBm)	TX Cable loss (dB)	TX Antenna Gain (dBi)	Polarization (H/V)
Lowest	5004	-42.83	-25	-17.83	-42.56	-50.19	2.34	9.70	H
	7500	-48.32	-25	-23.32	-52.23	-57.69	2.43	11.80	H
	10008	-45.77	-25	-20.77	-53.39	-55.28	2.70	12.20	H
	15012	-50.32	-25	-25.32	-62.81	-60.33	3.60	13.62	H
									H
									H
									H
	5004	-42.29	-25	-17.29	-41.83	-49.65	2.34	9.70	V
	7500	-41.55	-25	-16.55	-45.69	-50.92	2.43	11.80	V
	10008	-48.98	-25	-23.98	-56.58	-58.49	2.70	12.20	V
	15012	-57.82	-25	-32.82	-60.74	-67.83	3.60	13.62	V
									V
								V	
Middle	5064	-42.42	-25	-17.42	-42.32	-49.75	2.37	9.70	H
	7596	-39.65	-25	-14.65	-43.85	-49.11	2.40	11.86	H
	10134	-48.67	-25	-23.67	-56.54	-58.23	2.70	12.25	H
	15192	-46.28	-25	-21.28	-59.63	-56.47	3.68	13.87	H
									H
									H
									H
	5064	-42.32	-25	-17.32	-42.05	-49.65	2.37	9.70	V
	7596	-39.38	-25	-14.38	-43.84	-48.84	2.40	11.86	V
	10134	-50.57	-25	-25.57	-58.41	-60.13	2.70	12.25	V
	15192	-45.13	-25	-20.13	-58.72	-55.32	3.68	13.87	V
									V
								V	
Highest	5130	-39.73	-25	-14.73	-40.25	-47.02	2.41	9.70	H
	7698	-41.88	-25	-16.88	-46.5	-51.43	2.37	11.92	H
	15390	-44.92	-25	-19.92	-59.16	-55.31	3.76	14.15	H
									H
									H
									H
									H
	5130	-40.23	-25	-15.23	-40.31	-47.52	2.41	9.70	V
	7698	-40.96	-25	-15.96	-45.86	-50.51	2.37	11.92	V
	15390	-45.46	-25	-20.46	-59.68	-55.85	3.76	14.15	V
									V
									V
								V	

Remark: Spurious emissions within 30-1000MHz were found more than 20dB below limit line.



LTE Band 7 / 10MHz / QPSK									
Channel	Frequency (MHz)	EIRP (dBm)	Limit (dBm)	Over Limit (dB)	SPA Reading (dBm)	S.G. Power (dBm)	TX Cable loss (dB)	TX Antenna Gain (dBi)	Polarization (H/V)
Lowest	5004	-42.32	-25	-17.32	-41.9	-49.68	2.34	9.70	H
	7500	-48.26	-25	-23.26	-52.04	-57.63	2.43	11.80	H
	10008	-48.74	-25	-23.74	-56.46	-58.25	2.70	12.20	H
	15012	-48.33	-25	-23.33	-61.03	-58.34	3.60	13.62	H
									H
									H
									H
	5004	-41.60	-25	-16.60	-41.13	-48.96	2.34	9.70	V
	7500	-40.68	-25	-15.68	-44.78	-50.05	2.43	11.80	V
	10008	-50.46	-25	-25.46	-58.03	-59.97	2.70	12.20	V
	15012	-47.98	-25	-22.98	-60.96	-57.99	3.60	13.62	V
									V
								V	
Middle	5064	-41.69	-25	-16.69	-41.68	-49.02	2.37	9.70	H
	7590	-45.36	-25	-20.36	-49.6	-54.81	2.40	11.85	H
	10116	-50.37	-25	-25.37	-58.22	-59.92	2.70	12.25	H
	15192	-49.41	-25	-24.41	-62.83	-59.6	3.68	13.87	H
									H
									H
									H
	5064	-40.11	-25	-15.11	-39.93	-47.44	2.37	9.70	V
	7590	-42.16	-25	-17.16	-46.65	-51.61	2.40	11.85	V
	10116	-50.05	-25	-25.05	-57.88	-59.6	2.70	12.25	V
	15192	-48.24	-25	-23.24	-61.78	-58.43	3.68	13.87	V
									V
								V	
Highest	5124	-41.88	-25	-16.88	-42.2	-49.17	2.41	9.70	H
	7680	-46.48	-25	-21.48	-51.03	-56.02	2.37	11.91	H
	10242	-53.29	-25	-28.29	-61.45	-62.89	2.69	12.30	H
	15372	-47.48	-25	-22.48	-61.61	-57.85	3.75	14.12	H
									H
									H
									H
	5124	-41.66	-25	-16.66	-41.84	-48.95	2.41	9.70	V
	7680	-46.18	-25	-21.18	-50.97	-55.72	2.37	11.91	V
	10242	-51.83	-25	-26.83	-59.86	-61.43	2.69	12.30	V
	15372	-47.91	-25	-22.91	-62.06	-58.28	3.75	14.12	V
									V
								V	
								V	

Remark: Spurious emissions within 30-1000MHz were found more than 20dB below limit line.



LTE Band 7 / 15MHz / QPSK									
Channel	Frequency (MHz)	EIRP (dBm)	Limit (dBm)	Over Limit (dB)	SPA Reading (dBm)	S.G. Power (dBm)	TX Cable loss (dB)	TX Antenna Gain (dBi)	Polarization (H/V)
Lowest	5004	-39.55	-25	-14.55	-39.32	-46.91	2.34	9.70	H
	7500	-39.25	-25	-14.25	-43.03	-48.62	2.43	11.80	H
	10008	-47.66	-25	-22.66	-55.26	-57.17	2.70	12.20	H
	15012	-46.73	-25	-21.73	-59.43	-56.74	3.60	13.62	H
									H
									H
									H
	5004	-40.84	-25	-15.84	-40.39	-48.2	2.34	9.70	V
	7500	-38.69	-25	-13.69	-42.81	-48.06	2.43	11.80	V
	10008	-47.08	-25	-22.08	-54.63	-56.59	2.70	12.20	V
	15012	-48.27	-25	-23.27	-61.23	-58.28	3.60	13.62	V
									V
									V
	Middle	5058	-42.08	-25	-17.08	-42.05	-49.41	2.37	9.70
7584		-38.98	-25	-13.98	-43.22	-48.43	2.40	11.85	H
10116		-50.28	-25	-25.28	-58.17	-59.83	2.70	12.25	H
15174		-46.46	-25	-21.46	-59.84	-56.63	3.67	13.84	H
									H
									H
									H
5058		-41.06	-25	-16.06	-40.89	-48.39	2.37	9.70	V
7584		-38.64	-25	-13.64	-43.14	-48.09	2.40	11.85	V
10116		-49.03	-25	-24.03	-56.81	-58.58	2.70	12.25	V
15174		-45.48	-25	-20.48	-59.03	-55.65	3.67	13.84	V
									V
									V
Highest		5112	-40.73	-25	-15.73	-40.96	-48.03	2.40	9.70
	7668	-40.66	-25	-15.66	-45.12	-50.19	2.38	11.90	H
	15336	-46.84	-25	-21.84	-60.83	-57.17	3.74	14.07	H
									H
									H
									H
									H
	5112	-40.72	-25	-15.72	-40.81	-48.02	2.40	9.70	V
	7668	-40.76	-25	-15.76	-45.47	-50.29	2.38	11.90	V
	15336	-47.37	-25	-22.37	-61.44	-57.7	3.74	14.07	V
									V
									V
									V
									V

Remark: Spurious emissions within 30-1000MHz were found more than 20dB below limit line.



LTE Band 7 / 20MHz / QPSK									
Channel	Frequency (MHz)	EIRP (dBm)	Limit (dBm)	Over Limit (dB)	SPA Reading (dBm)	S.G. Power (dBm)	TX Cable loss (dB)	TX Antenna Gain (dBi)	Polarization (H/V)
Lowest	5004	-39.95	-25	-14.95	-39.71	-47.31	2.34	9.70	H
	7506	-39.07	-25	-14.07	-42.99	-48.45	2.43	11.80	H
	10008	-47.63	-25	-22.63	-55.25	-57.14	2.70	12.20	H
	15012	-46.47	-25	-21.47	-59.06	-56.48	3.60	13.62	H
									H
									H
									H
	5004	-40.14	-25	-15.14	-39.61	-47.5	2.34	9.70	V
	7506	-38.76	-25	-13.76	-42.9	-48.14	2.43	11.80	V
	10008	-47.66	-25	-22.66	-55.25	-57.17	2.70	12.20	V
	15012	-47.44	-25	-22.44	-60.42	-57.45	3.60	13.62	V
									V
									V
	Middle	5052	-39.55	-25	-14.55	-39.47	-46.88	2.37	9.70
7578		-38.86	-25	-13.86	-43.08	-48.3	2.40	11.85	H
10098		-48.98	-25	-23.98	-56.8	-58.52	2.70	12.24	H
15156		-47.78	-25	-22.78	-61	-57.94	3.66	13.82	H
									H
									H
									H
5052		-40.28	-25	-15.28	-39.92	-47.61	2.37	9.70	V
7578		-38.28	-25	-13.28	-42.71	-47.72	2.40	11.85	V
10098		-49.32	-25	-24.32	-56.98	-58.86	2.70	12.24	V
15156		-48.88	-25	-23.88	-62.3	-59.04	3.66	13.82	V
									V
									V
Highest		5100	-42.33	-25	-17.33	-42.49	-49.64	2.39	9.70
	7656	-41.28	-25	-16.28	-45.79	-50.79	2.38	11.89	H
	10206	-50.46	-25	-25.46	-58.51	-60.05	2.70	12.28	H
	15300	-46.08	-25	-21.08	-59.98	-56.38	3.72	14.02	H
									H
									H
									H
	5100	-40.84	-25	-15.84	-40.85	-48.15	2.39	9.70	V
	7656	-40.98	-25	-15.98	-45.72	-50.49	2.38	11.89	V
	10206	-51.88	-25	-26.88	-59.86	-61.47	2.70	12.28	V
	15300	-46.87	-25	-21.87	-60.75	-57.17	3.72	14.02	V
									V
									V
									V

Remark: Spurious emissions within 30-1000MHz were found more than 20dB below limit line.