

Trace Markers

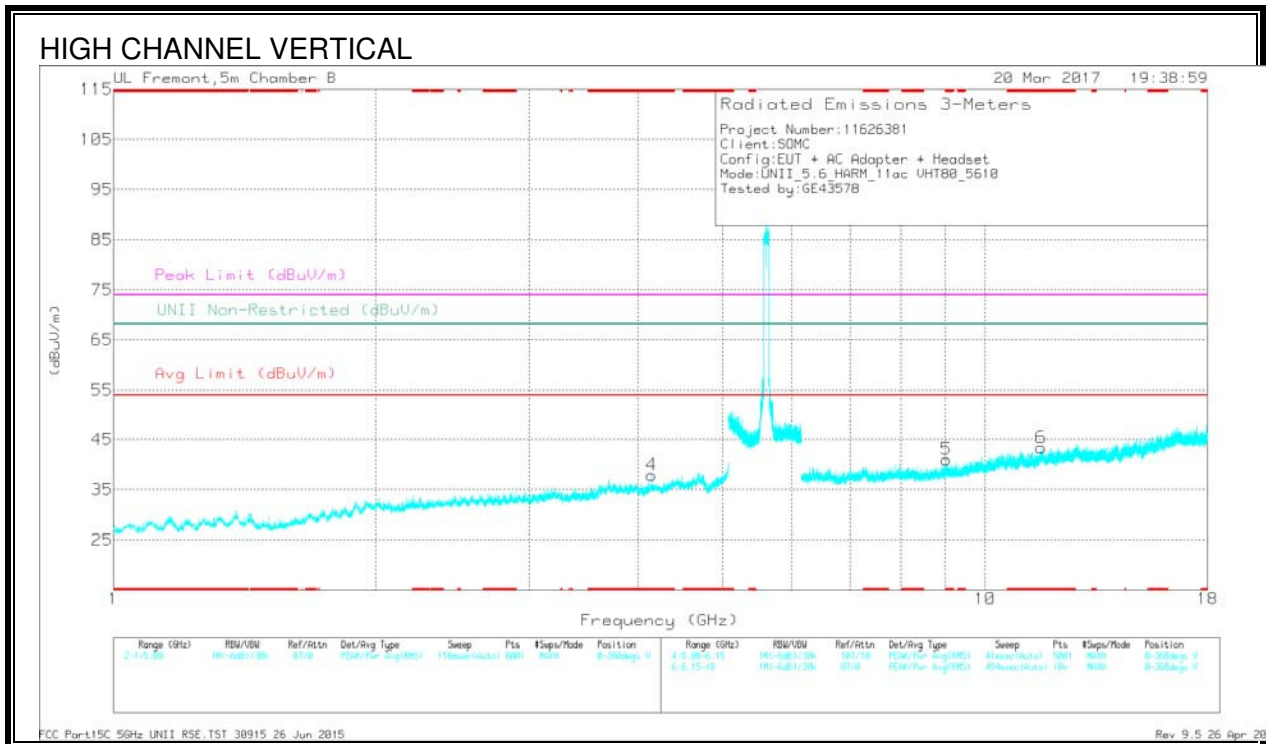
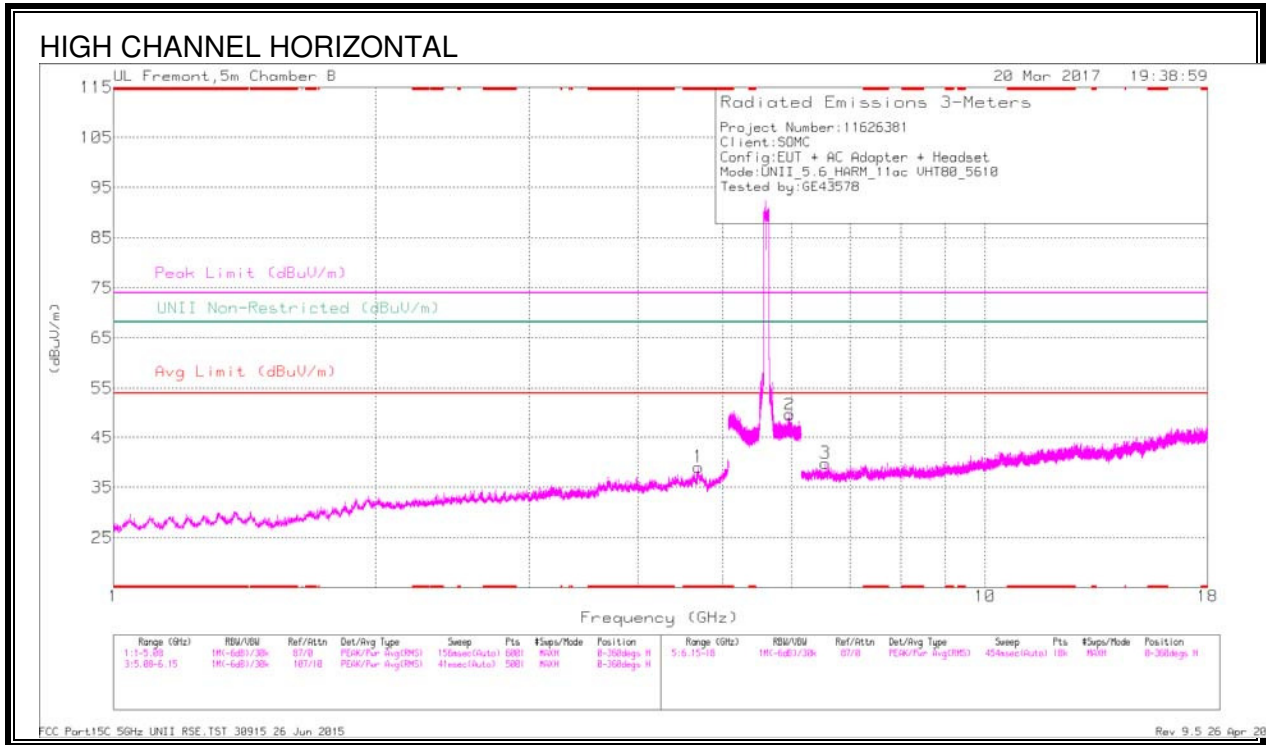
Marker	Frequency (GHz)	Meter Reading (dBuV)	Det	AF T345 (dB/m)	Amp/CM/Hz/Pad (dB)	DC Corr (dB)	Corrected Reading (dBuV/m)	Avg Limit (dBuV/m)	Margin (dB)	Peak Limit (dBuV/m)	PK Margin (dB)	UNII Non-Restricted (dBuV/m)	PK Margin (dB)	Altitude (Degs)	Height (cm)	Polarity
1	* 4.139	34.1	Pk	33.7	-29.8	0	38	-	-	74	-36	-	-	0-360	98	H
5	* 4.69	34.2	Pk	34.1	-29.2	0	39.1	-	-	74	-34.9	-	-	0-360	201	V
2	5.828	33.89	Pk	35.1	-19.4	0	49.59	-	-	-	-	68.2	-18.61	0-360	98	H
6	9.627	29.26	Pk	36.7	-24.3	0	41.66	-	-	-	-	68.2	-26.54	0-360	201	V
3	10.384	27.99	Pk	37.6	-22.9	0	42.69	-	-	-	-	68.2	-25.51	0-360	98	H
4	17.137	27.32	Pk	41.4	-20.5	0	48.22	-	-	-	-	68.2	-19.98	0-360	98	H

* - indicates frequency in CFR15.205/IC8.10 RSS-Restricted Band
 Pk - Peak detector

Radiated Emissions

Frequency (GHz)	Meter Reading (dBuV)	Det	AF T345 (dB/m)	Amp/CM/Hz/Pad (dB)	DC Corr (dB)	Corrected Reading (dBuV/m)	Avg Limit (dBuV/m)	Margin (dB)	Peak Limit (dBuV/m)	PK Margin (dB)	UNII Non-Restricted (dBuV/m)	PK Margin (dB)	Altitude (Degs)	Height (cm)	Polarity
* 4.136	38.29	PK-U	33.7	-29.9	0	42.09	-	-	74	-31.91	-	-	54	100	H
* 4.134	27.1	ADR	33.7	-30	-42	31.22	54	-22.78	-	-	-	-	54	100	H
* 4.69	40.19	PK-U	34.1	-29.3	0	44.99	-	-	74	-29.01	-	-	283	202	V
* 4.689	28.45	ADR	34.1	-29.2	-42	33.77	54	-20.23	-	-	-	-	283	202	V
5.828	39.15	PK-U	35.1	-19.3	0	54.95	-	-	-	-	68.2	-13.25	309	100	H
9.628	34.83	PK-U	36.7	-24.3	0	47.23	-	-	-	-	68.2	-20.97	50	100	V
10.385	34.18	PK-U	37.6	-22.9	0	48.88	-	-	-	-	68.2	-19.32	267	100	H
17.137	31.52	PK-U	41.4	-20.5	0	52.42	-	-	-	-	68.2	-15.78	202	100	H

* - indicates frequency in CFR15.205/IC8.10 RSS-Restricted Band
 PK-U - U-NII: Maximum Peak
 ADR - U-NII AD primary method, RMS average



Trace Markers

Marker	Frequency (GHz)	Meter Reading (dBuV)	Det	AF T345 (dB/m)	Amp/Ch/Ftr/Pad (dB)	DC Corr (dB)	Corrected Reading (dBuV/m)	Avg Limit (dBuV/m)	Margin (dB)	Peak Limit (dBuV/m)	PK Margin (dB)	U-NII Non-Restricted (dBuV/m)	PK Margin (dB)	Altitude (Degs)	Height (cm)	Polarity
1	* 4.687	34.22	Pk	34.1	-29.2	0	39.12	-	-	74	-34.88	-	-	0-360	100	H
4	* 4.144	33.87	Pk	33.7	-29.7	0	37.87	-	-	74	-36.13	-	-	0-360	98	V
5	* 9.033	30.36	Pk	36.1	-25.4	0	41.06	-	-	74	-32.94	-	-	0-360	201	V
6	* 11.597	27.47	Pk	38.4	-22.5	0	43.37	-	-	74	-30.63	-	-	0-360	201	V
2	5.971	33.56	Pk	35.2	-19.2	0	49.56	-	-	-	-	68.2	-18.64	0-360	201	H
3	6.563	32.8	Pk	35.5	-28.4	0	39.9	-	-	-	-	68.2	-28.3	0-360	201	H

* - indicates frequency in CFR15.205/IC8.10 RSS-Restricted Band
 Pk - Peak detector

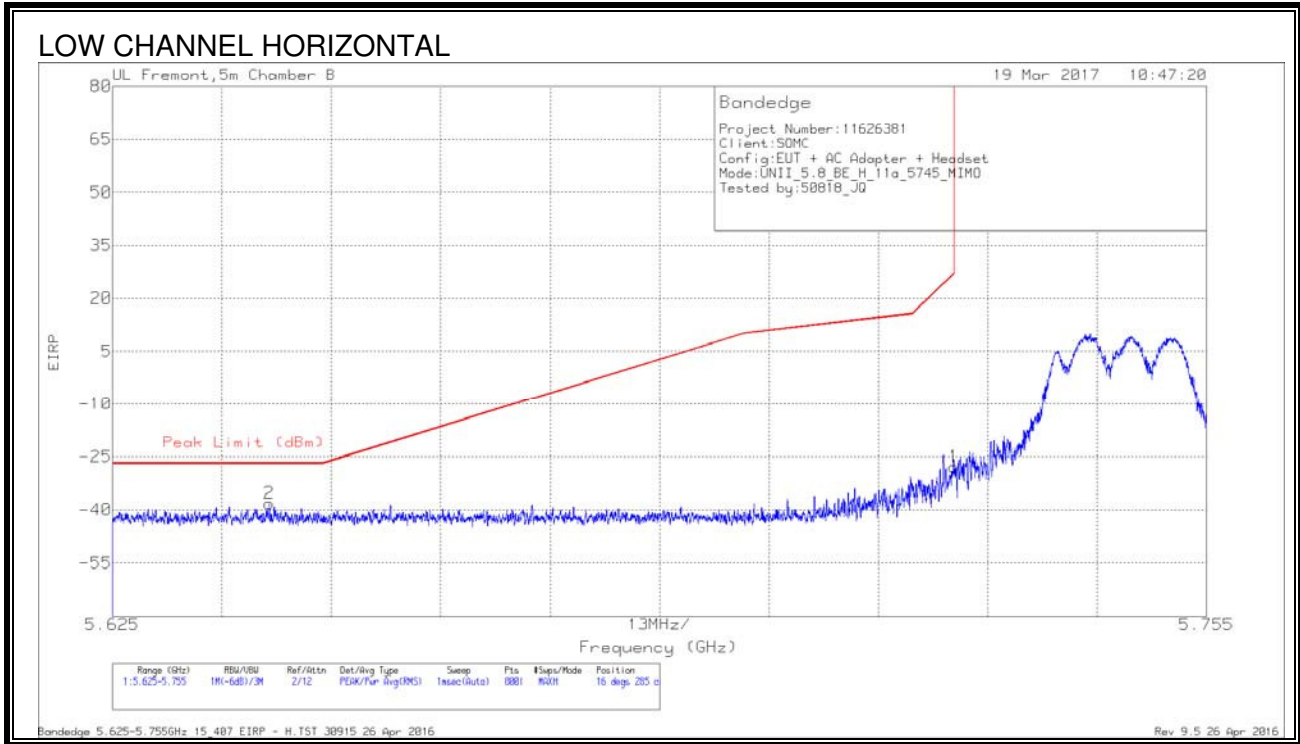
Radiated Emissions

Frequency (GHz)	Meter Reading (dBuV)	Det	AF T345 (dB/m)	Amp/Ch/Ftr/Pad (dB)	DC Corr (dB)	Corrected Reading (dBuV/m)	Avg Limit (dBuV/m)	Margin (dB)	Peak Limit (dBuV/m)	PK Margin (dB)	U-NII Non-Restricted (dBuV/m)	PK Margin (dB)	Altitude (Degs)	Height (cm)	Polarity
* 4.688	40.02	PK-U	34.1	-29.2	0	44.92	-	-	74	-29.08	-	-	233	100	H
* 4.688	28.71	ADR	34.1	-29.2	.42	34.03	54	-19.97	-	-	-	-	233	100	H
* 4.144	38.22	PK-U	33.7	-29.6	0	42.32	-	-	74	-31.68	-	-	211	100	V
* 4.144	27.3	ADR	33.7	-29.7	.42	31.72	54	-22.28	-	-	-	-	211	100	V
* 9.033	35.7	PK-U	36.1	-25.4	0	46.4	-	-	74	-27.6	-	-	176	203	V
* 9.033	23.41	ADR	36.1	-25.4	.42	34.53	54	-19.47	-	-	-	-	176	203	V
* 11.597	32.97	PK-U	38.4	-22.5	0	48.87	-	-	74	-25.13	-	-	209	203	V
* 11.597	21.37	ADR	38.4	-22.5	.42	37.69	54	-16.31	-	-	-	-	209	203	V
5.971	39.52	PK-U	35.2	-19.2	0	55.52	-	-	-	-	68.2	-12.68	103	203	H
6.564	37.73	PK-U	35.5	-28.4	0	44.83	-	-	-	-	68.2	-23.37	314	203	H

* - indicates frequency in CFR15.205/IC8.10 RSS-Restricted Band
 PK-U - U-NII: Maximum Peak
 ADR - U-NII AD primary method, RMS average

10.1.13. 11a 2TX CDD MIMO MODE IN THE 5.8GHZ BAND

RESTRICTED BANDEDGE (LOW CHANNEL)

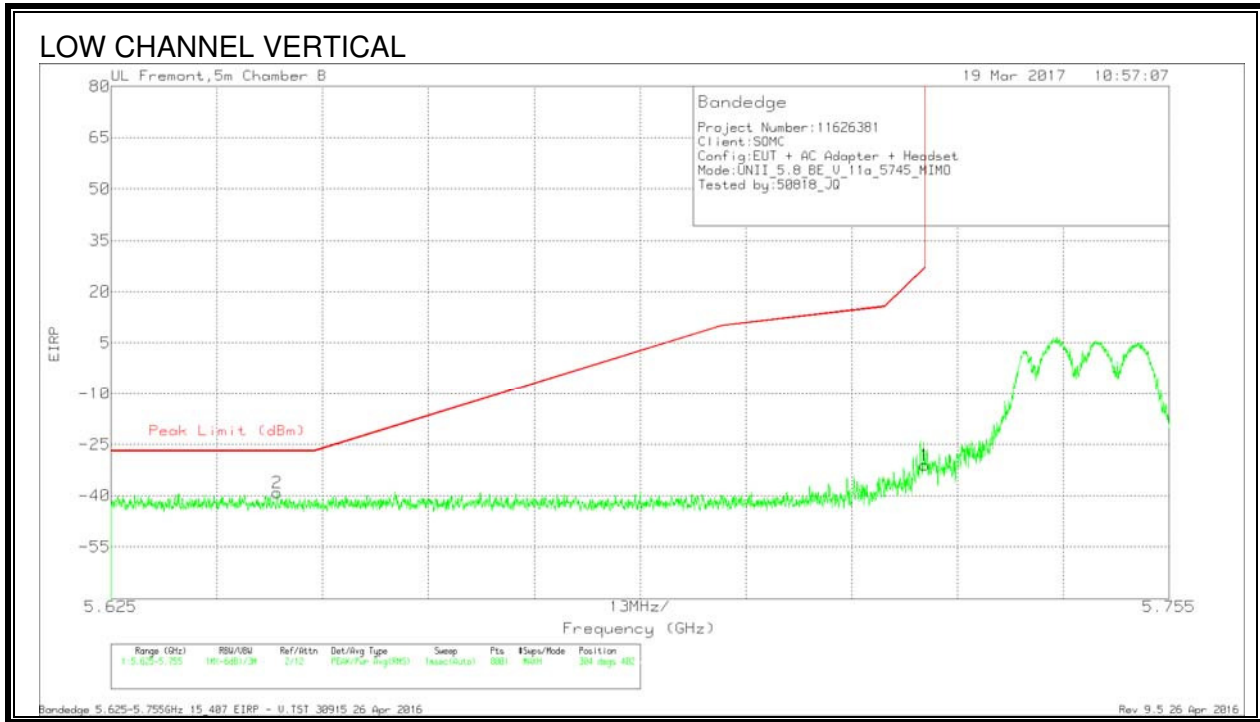


Trace Markers

Marker	Frequency (GHz)	Meter Reading (dBm)	Det	AF T345 (dB/m)	Amp/Cbl/Fitr/Pad (dB)	Conversion Factor (dB)	Corrected Reading EIRP	Peak Limit (dBm)	PK Margin (dB)	Azimuth (Degs)	Height (cm)	Polarity
2	5.644	-65.26	Pk	34.7	-19.5	11.8	-38.26	-27	-11.26	16	285	H
1	5.725	-55.06	Pk	34.9	-19.6	11.8	-27.96	26.97	-54.93	16	285	H

* - indicates frequency in CFR15.205/IC8.10 RSS-Restricted Band

Pk - Peak detector

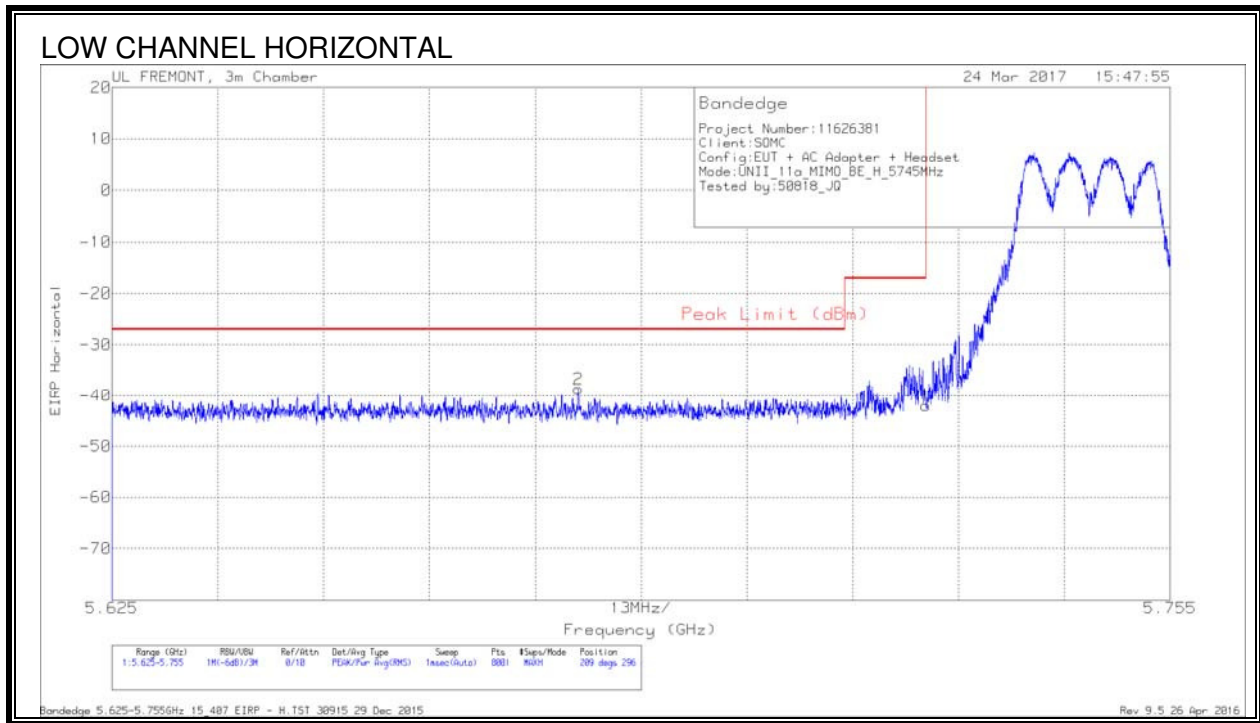


Trace Markers

Marker	Frequency (GHz)	Meter Reading (dBm)	Det	AF T345 (dB/m)	Amp/Cbl/Fitr/Par d (dB)	Conversion Factor (dB)	Corrected Reading EIRP	Peak Limit (dBm)	PK Margin (dB)	Azimuth (Degs)	Height (cm)	Polarity
2	5.645	-66.11	Pk	34.7	-19.5	11.8	-39.11	-27	-12.11	304	402	V
1	5.725	-58.15	Pk	34.9	-19.6	11.8	-31.05	26.97	-58.02	304	402	V

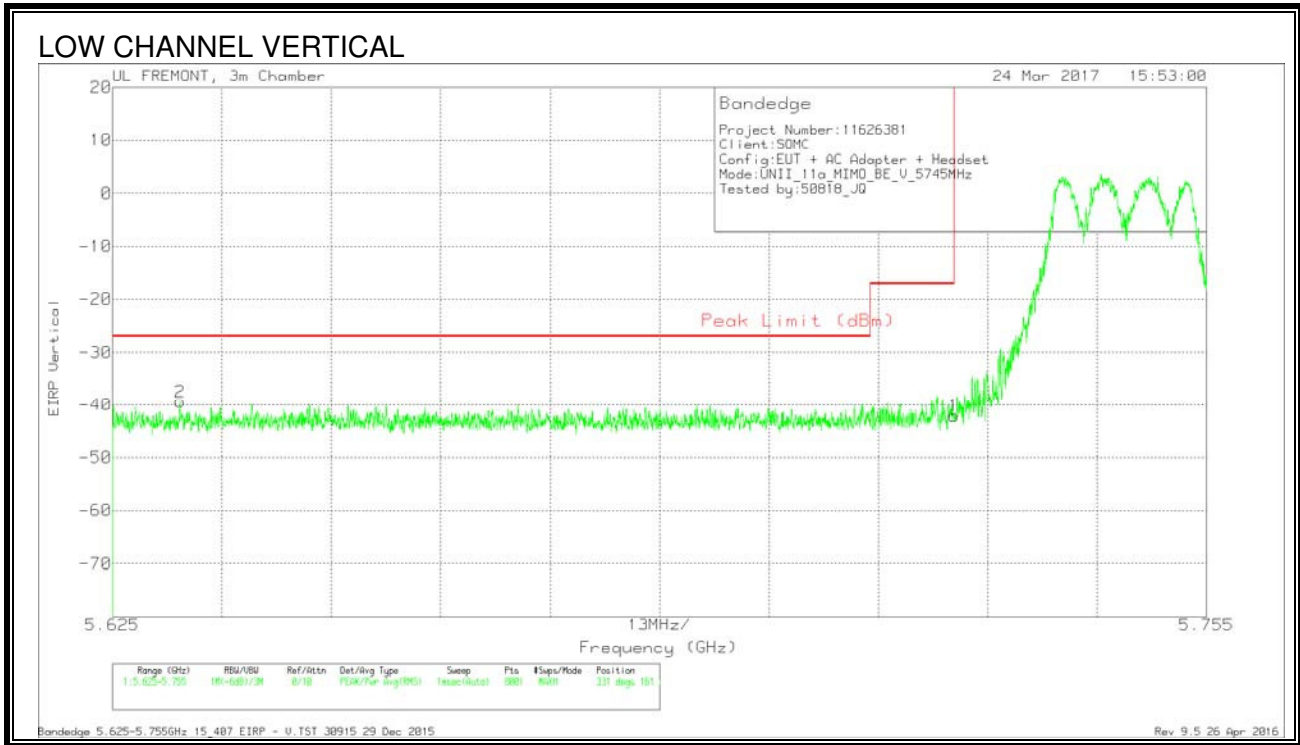
* - indicates frequency in CFR15.205/IC8.10 RSS-Restricted Band
 Pk - Peak detector

IC



Marker	Frequency (GHz)	Meter Reading (dBm)	Det	AF T712 (dB/m)	Amp/Cbl/Filtr/Parad (dB)	Conversion Factor (dB)	Corrected Reading EIRP	Peak Limit (dBm)	PK Margin (dB)	Azimuth (Degs)	Height (cm)	Polarity
2	5.682	-66.53	Pk	34.7	-18.6	11.8	-38.63	-27	-11.63	209	296	H
1	5.725	-70.03	Pk	34.7	-18.5	11.8	-42.03	-17	-25.03	209	296	H

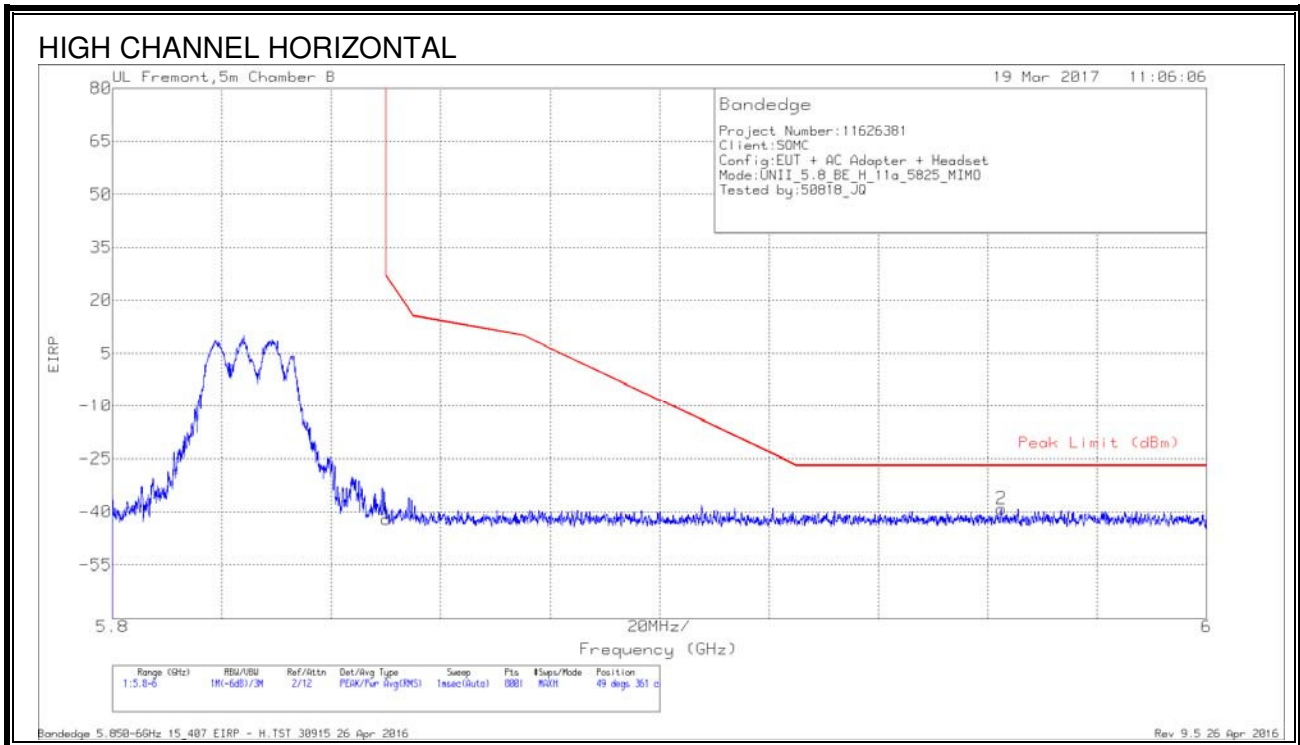
Pk - Peak detector



Marker	Frequency (GHz)	Meter Reading (dBm)	Det	AF T712 (dB/m)	Amp/Cb/Fitr/Pad (dB)	Conversion Factor (dB)	Corrected Reading EIRP	Peak Limit (dBm)	PK Margin (dB)	Azimuth (Degs)	Height (cm)	Polarity
2	5.633	-67.22	Pk	34.6	-18.6	11.8	-39.42	-27	-12.42	331	161	V
1	5.725	-70.11	Pk	34.7	-18.5	11.8	-42.11	-17	-25.11	331	161	V

Pk - Peak detector

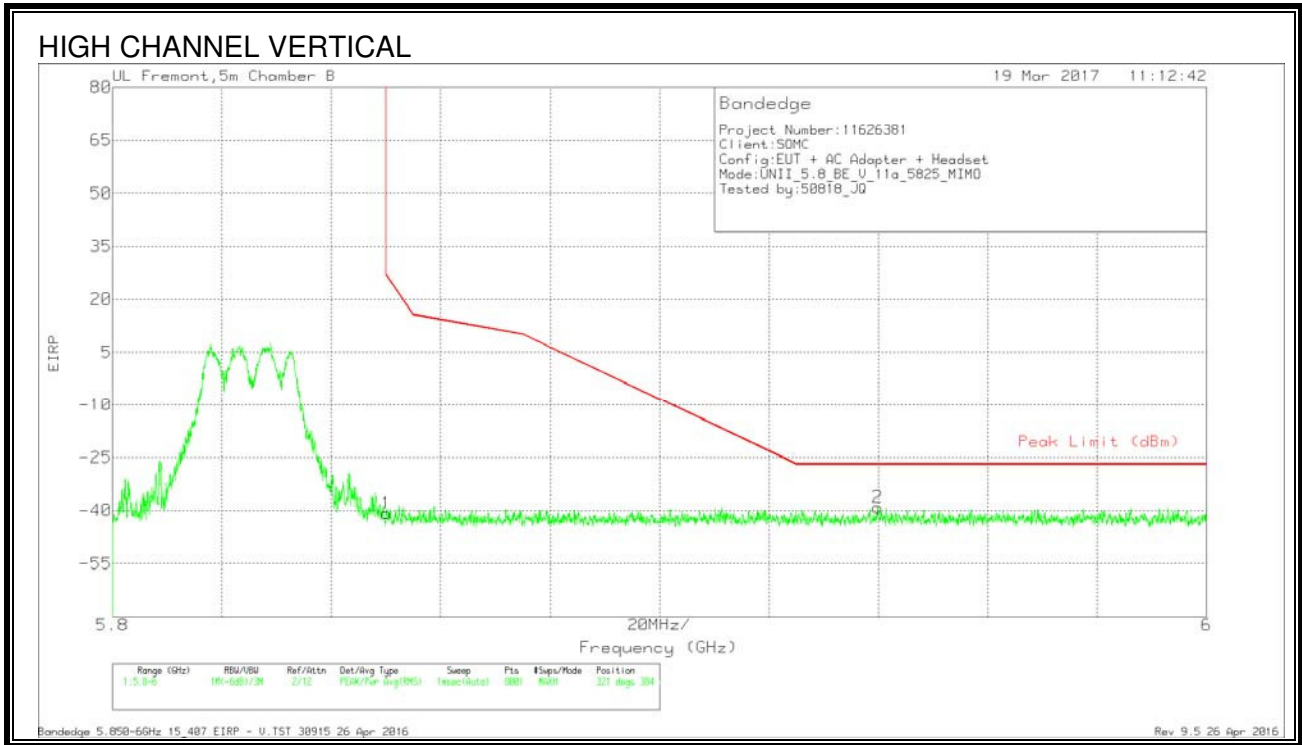
AUTHORIZED BANDEDGE (HIGH CHANNEL)



Trace Markers

Marker	Frequency (GHz)	Meter Reading (dBm)	Det	AF T345 (dB/m)	Amp/Cb/Ftr/Pad (dB)	Conversion Factor (dB)	Corrected Reading EIRP	Peak Limit (dBm)	PK Margin (dB)	Azimuth (Degs)	Height (cm)	Polarity
1	5.85	-69.34	Pk	35.2	-19.7	11.8	-42.04	26.94	-68.98	49	361	H
2	5.962	-67.11	Pk	35.2	-19.1	11.8	-39.21	-27	-12.21	49	361	H

* - indicates frequency in CFR15.205/IC8.10 RSS-Restricted Band
 Pk - Peak detector

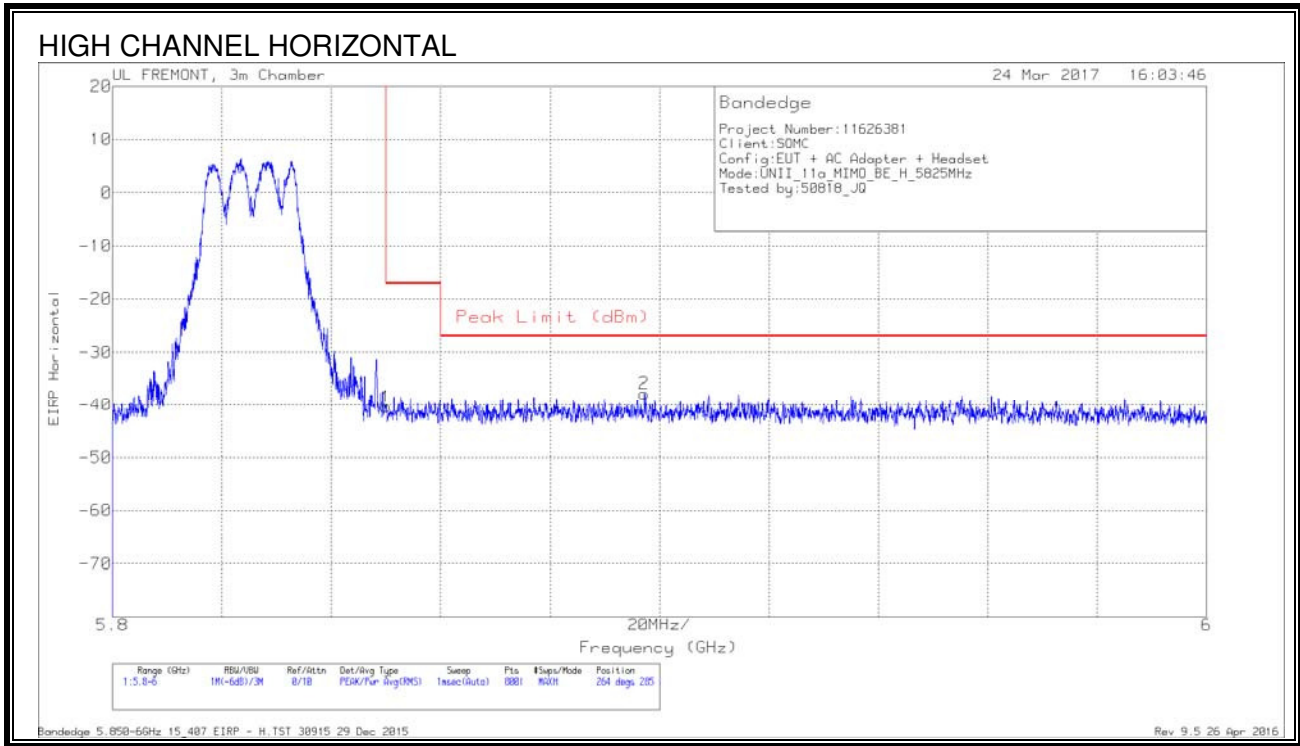


Trace Markers

Marker	Frequency (GHz)	Meter Reading (dBm)	Det	AF T345 (dB/m)	Amp/Cbl/Filtr/Pad (dB)	Conversion Factor (dB)	Corrected Reading EIRP	Peak Limit (dBm)	PK Margin (dB)	Azimuth (Degs)	Height (cm)	Polarity
1	5.85	-68.11	Pk	35.2	-19.7	11.8	-40.81	26.94	-67.75	321	384	V
2	5.94	-66.76	Pk	35.3	-19.4	11.8	-39.06	-27	-12.06	321	384	V

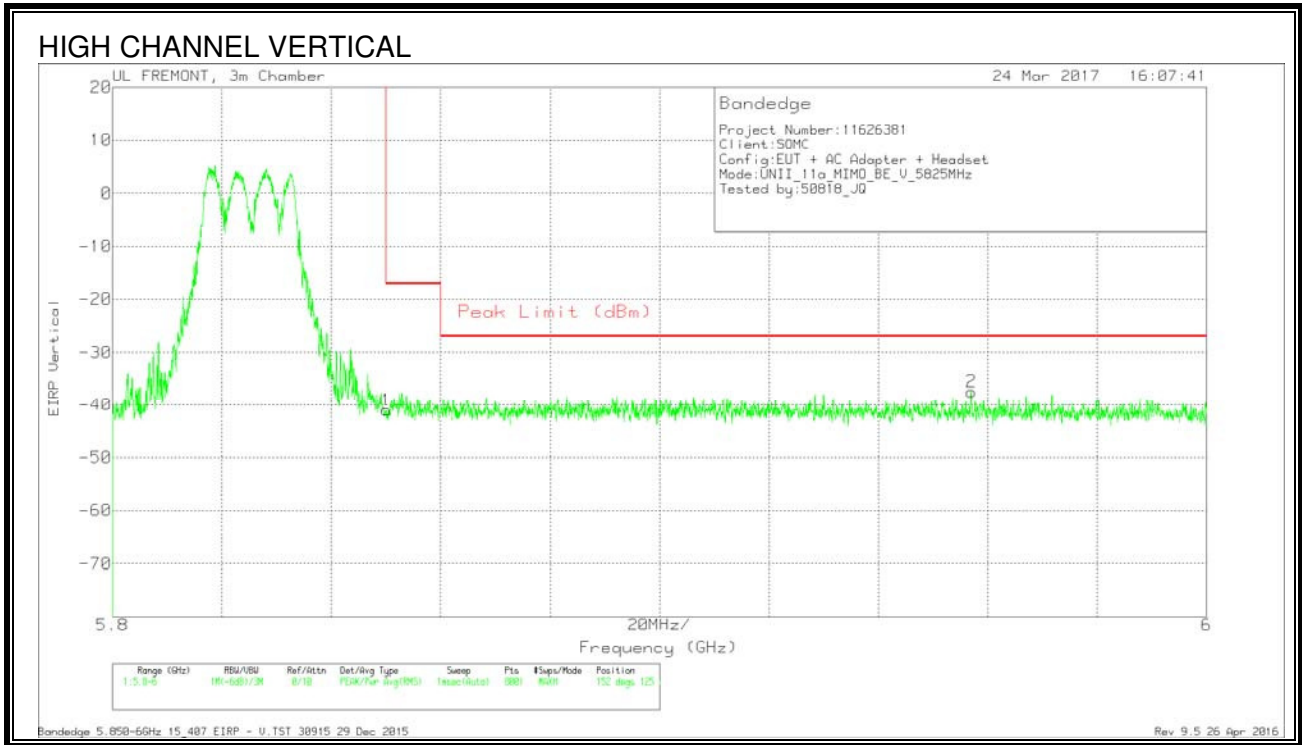
* - indicates frequency in CFR15.205/IC8.10 RSS-Restricted Band
 Pk - Peak detector

IC



Marker	Frequency (GHz)	Meter Reading (dBm)	Det	AF T712 (dB/m)	Amp/Cb/Fitr/Pad (dB)	Conversion Factor (dB)	Corrected Reading EIRP	Peak Limit (dBm)	PK Margin (dB)	Azimuth (Degs)	Height (cm)	Polarity
1	5.85	-68.91	Pk	34.8	-18.1	11.8	-40.41	-17	-23.41	264	285	H
2	5.897	-66.6	Pk	34.9	-17.9	11.8	-37.8	-27	-10.8	264	285	H

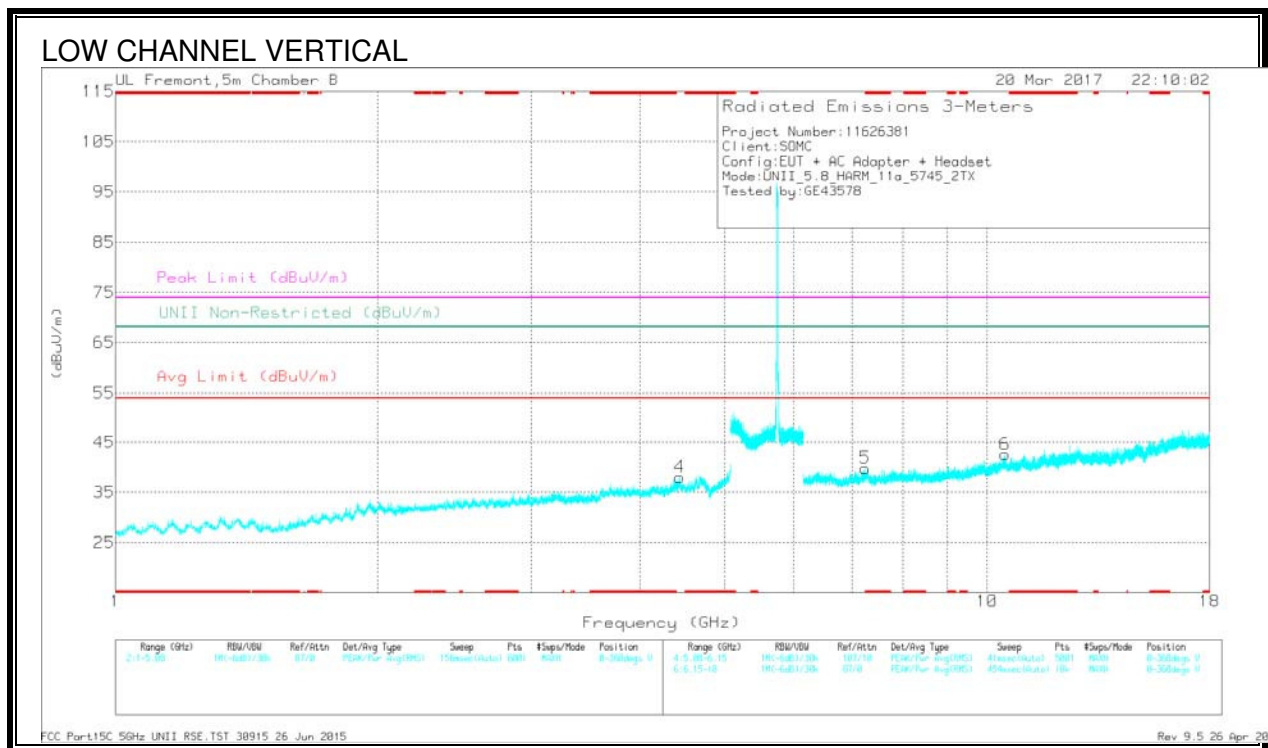
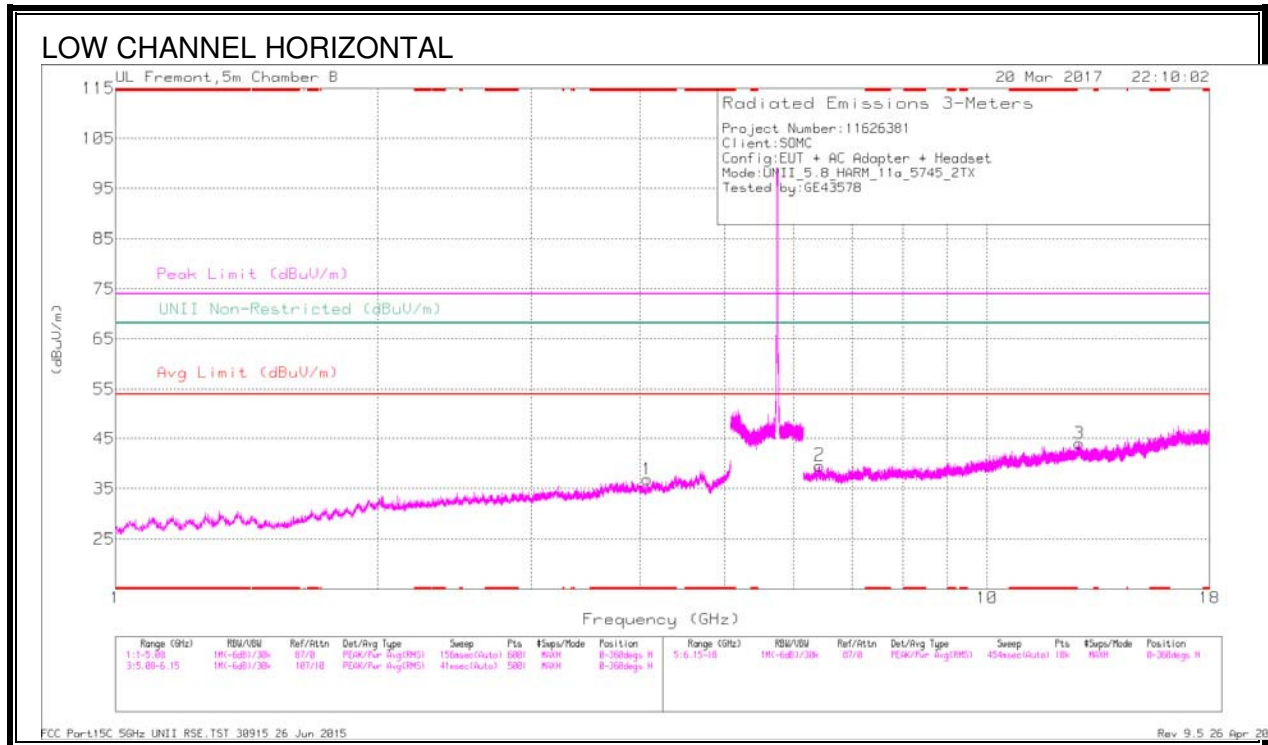
Pk - Peak detector



Marker	Frequency (GHz)	Meter Reading (dBm)	Det	AF T712 (dB/m)	Amp/Cbl/Fitr/Pad (dB)	Conversion Factor (dB)	Corrected Reading EIRP	Peak Limit (dBm)	PK Margin (dB)	Azimuth (Degs)	Height (cm)	Polarity
1	5.85	-69.49	Pk	34.8	-18.1	11.8	-40.99	-17	-23.99	152	125	V
2	5.957	-66.32	Pk	35	-17.9	11.8	-37.42	-27	-10.42	152	125	V

Pk - Peak detector

HARMONICS AND SPURIOUS EMISSIONS



Trace Markers

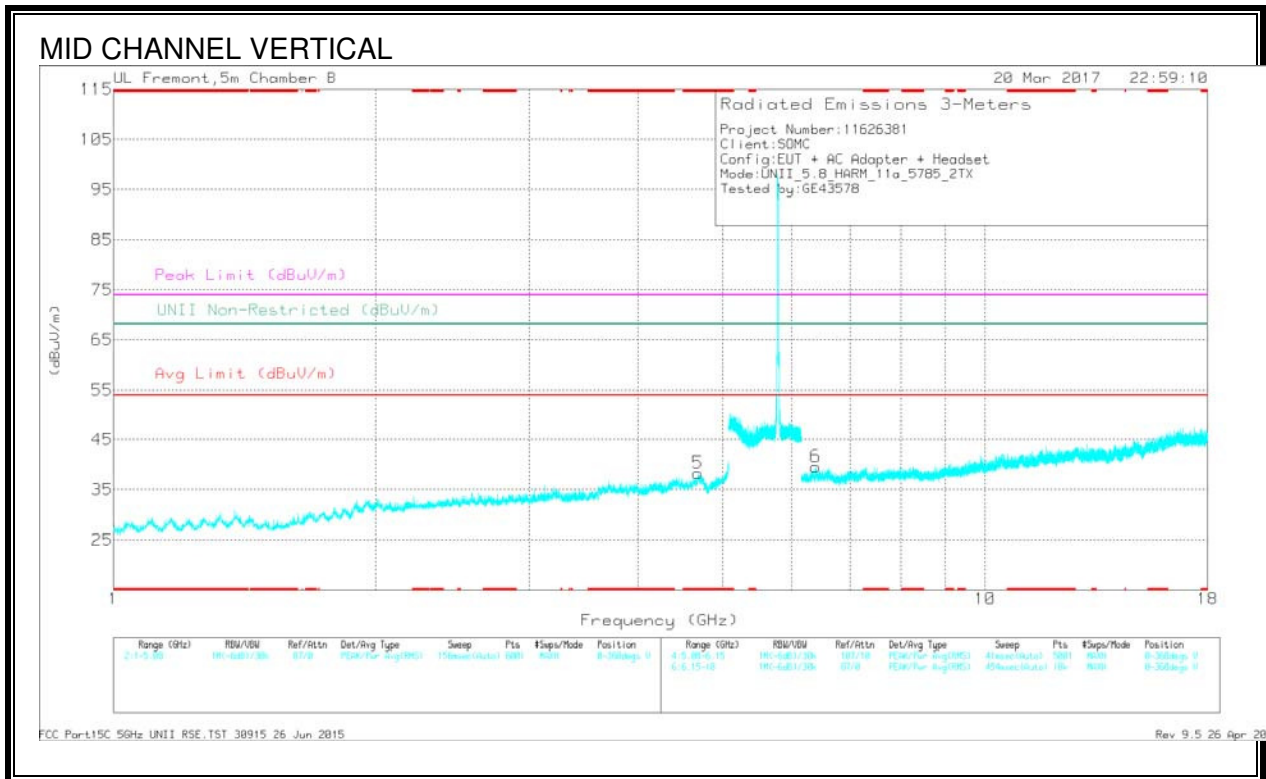
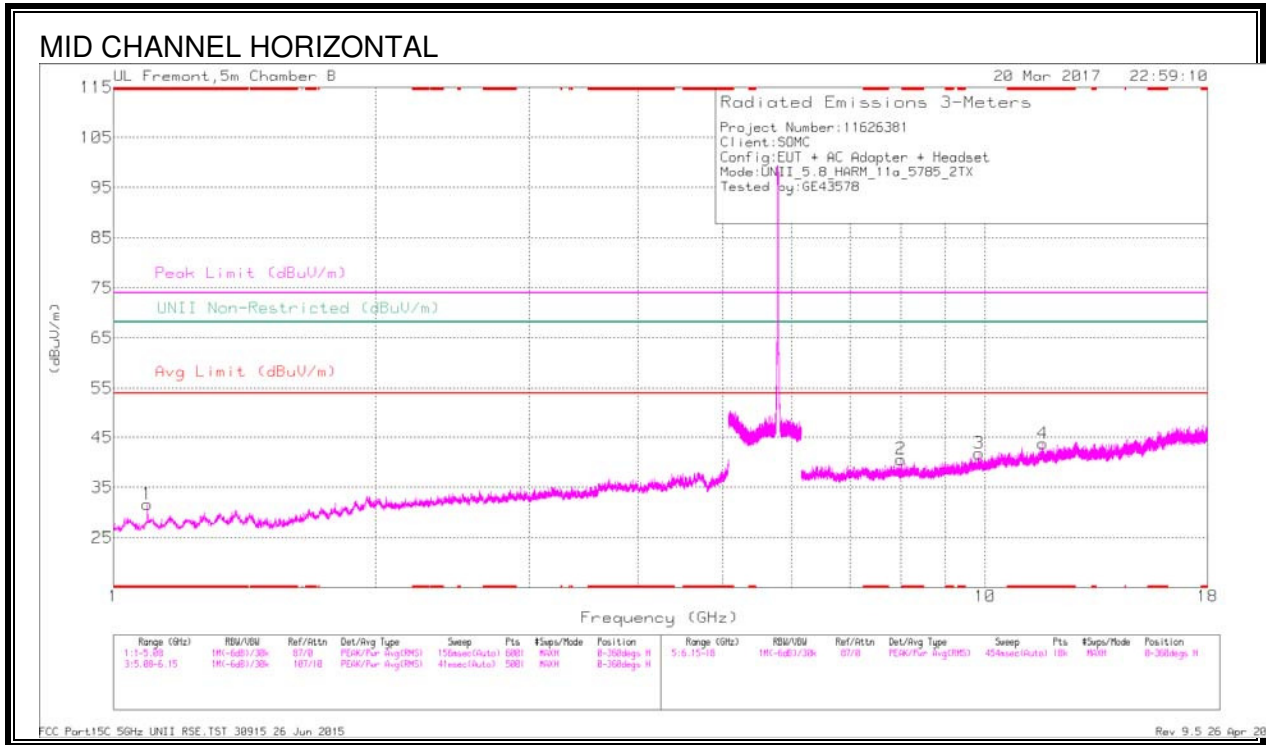
Marker	Frequency (GHz)	Meter Reading (dBuV)	Det	AF 1345 (dB/m)	Amp/Ch/Ftr/Pad (dB)	DC Corr (dB)	Corrected Reading (dBuV/m)	Avg Limit (dBuV/m)	Margin (dB)	Peak Limit (dBuV/m)	PK Margin (dB)	UNII Non-Restricted (dBuV/m)	PK Margin (dB)	Altitude (Degs)	Height (cm)	Polarity
1	* 4.072	34.4	Pk	33.6	-31.1	0	36.9	-	-	74	-37.1	-	-	0-360	100	H
4	4.437	32.87	Pk	34.1	-28.9	0	38.07	-	-	-	-	68.2	-30.13	0-360	98	V
2	6.425	31.66	Pk	35.6	-27.6	0	39.66	-	-	-	-	68.2	-28.54	0-360	98	H
5	7.241	30.23	Pk	35.6	-26	0	39.83	-	-	-	-	68.2	-28.37	0-360	98	V
6	10.495	28.13	Pk	37.8	-23.4	0	42.53	-	-	-	-	68.2	-25.67	0-360	201	V
3	12.753	26.94	Pk	39.4	-22.3	0	44.04	-	-	-	-	68.2	-24.16	0-360	98	H

* - indicates frequency in CFR15.205/IC8.10 RSS-Restricted Band
 Pk - Peak detector

Radiated Emissions

Frequency (GHz)	Meter Reading (dBuV)	Det	AF 1345 (dB/m)	Amp/Ch/Ftr/Pad (dB)	DC Corr (dB)	Corrected Reading (dBuV/m)	Avg Limit (dBuV/m)	Margin (dB)	Peak Limit (dBuV/m)	PK Margin (dB)	UNII Non-Restricted (dBuV/m)	PK Margin (dB)	Altitude (Degs)	Height (cm)	Polarity
* 4.072	39.88	PK-U	33.6	-31.1	0	42.38	-	-	74	-31.62	-	-	136	100	H
* 4.071	28.52	ADR	33.6	-31.1	.24	31.26	54	-22.74	-	-	-	-	136	100	H
4.437	39.38	PK-U	34.1	-28.9	0	44.58	-	-	-	-	68.2	-23.62	142	102	V
6.425	36.79	PK-U	35.6	-27.6	0	44.79	-	-	-	-	68.2	-23.41	236	102	H
7.242	36.33	PK-U	35.6	-26	0	45.93	-	-	-	-	68.2	-22.27	242	102	V
10.495	33.73	PK-U	37.8	-23.4	0	48.13	-	-	-	-	68.2	-20.07	51	202	V
12.754	33.98	PK-U	39.4	-22.3	0	51.08	-	-	-	-	68.2	-17.12	150	102	H

* - indicates frequency in CFR15.205/IC8.10 RSS-Restricted Band
 PK-U - U-NII: Maximum Peak
 ADR - U-NII AD primary method, RMS average



Trace Markers

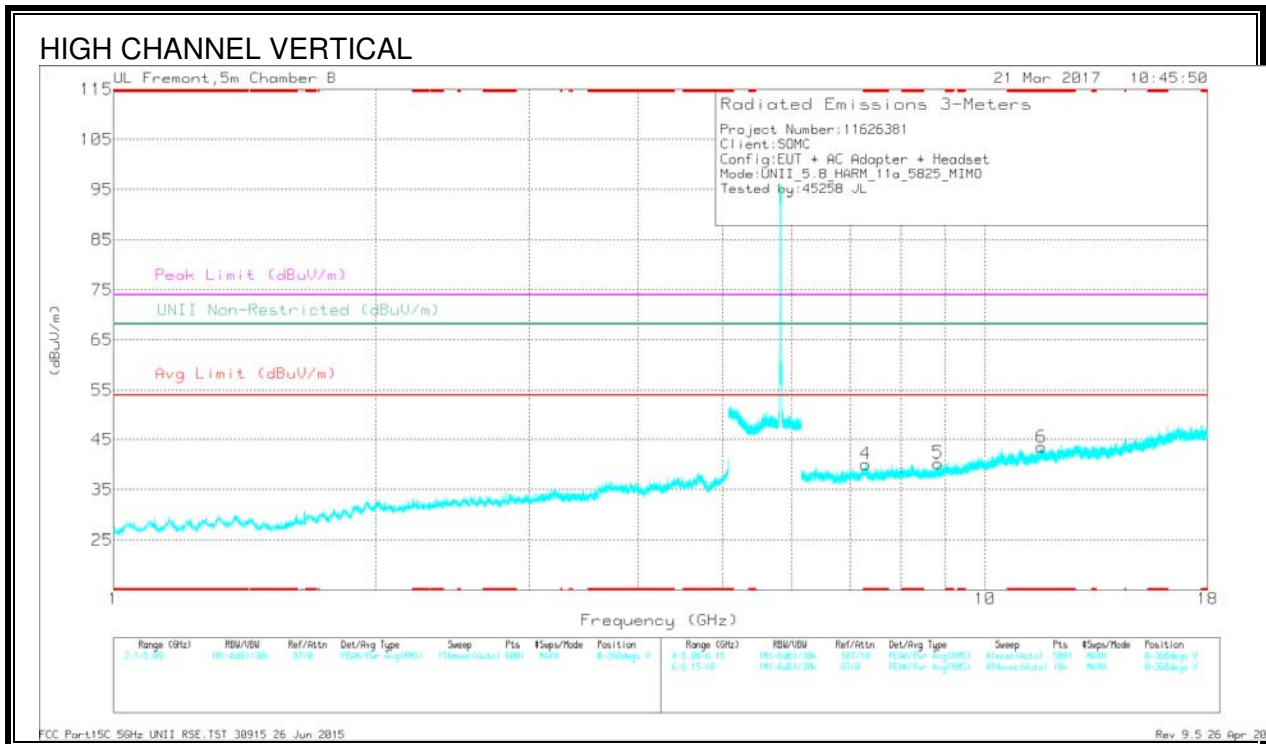
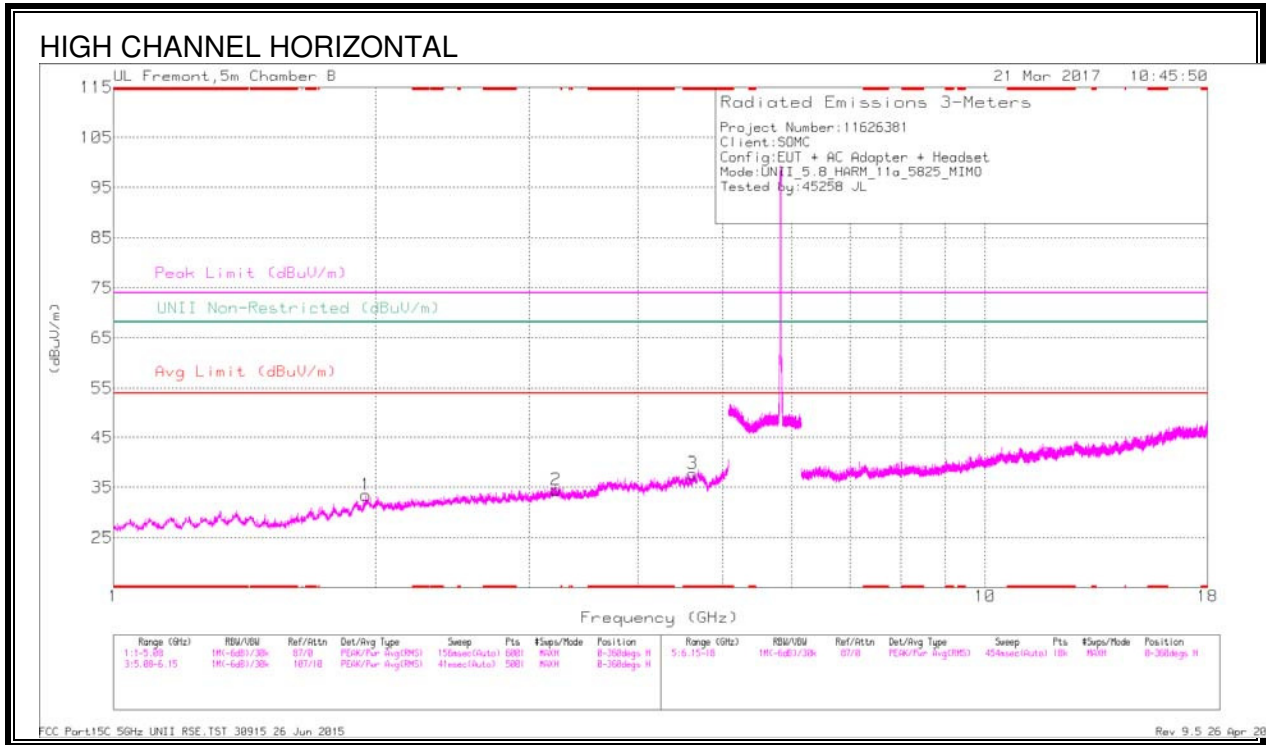
Marker	Frequency (GHz)	Meter Reading (dBuV)	Det	AF T345 (dB/m)	Amp/Ch/Ftr/Pad (dB)	DC Corr (dB)	Corrected Reading (dBuV/m)	Avg Limit (dBuV/m)	Margin (dB)	Peak Limit (dBuV/m)	PK Margin (dB)	UNII Non-Restricted (dBuV/m)	PK Margin (dB)	Altitude (Degs)	Height (cm)	Polarity
1	* 1.094	37.93	Pk	27.9	-34.1	0	31.73	-	-	74	-42.27	-	-	0-360	201	H
5	* 4.685	33.44	Pk	34.1	-29.2	0	38.34	-	-	74	-35.66	-	-	0-360	201	V
4	* 11.645	27.71	Pk	38.5	-22.5	0	43.71	-	-	74	-30.29	-	-	0-360	201	H
6	6.392	31.35	Pk	35.6	-27.4	0	39.55	-	-	-	-	68.2	-28.65	0-360	201	V
2	8.01	31.66	Pk	35.9	-26.9	0	40.66	-	-	-	-	68.2	-27.54	0-360	98	H
3	9.848	28.52	Pk	37.1	-23.8	0	41.82	-	-	-	-	68.2	-26.38	0-360	98	H

* - indicates frequency in CFR15.205/IC8.10 RSS-Restricted Band
 Pk - Peak detector

Radiated Emissions

Frequency (GHz)	Meter Reading (dBuV)	Det	AF T345 (dB/m)	Amp/Ch/Ftr/Pad (dB)	DC Corr (dB)	Corrected Reading (dBuV/m)	Avg Limit (dBuV/m)	Margin (dB)	Peak Limit (dBuV/m)	PK Margin (dB)	UNII Non-Restricted (dBuV/m)	PK Margin (dB)	Altitude (Degs)	Height (cm)	Polarity
* 1.093	42.55	PK-U	27.9	-34.1	0	36.35	-	-	74	-37.65	-	-	105	203	H
* 1.094	30.28	ADR	27.9	-34.1	.24	24.32	54	-29.68	-	-	-	-	105	203	H
* 4.686	39.85	PK-U	34.1	-29.2	0	44.75	-	-	74	-29.25	-	-	340	203	V
* 4.685	28.06	ADR	34.1	-29.2	.24	33.2	54	-20.8	-	-	-	-	340	203	V
* 11.645	33.48	PK-U	38.5	-22.5	0	49.48	-	-	74	-24.52	-	-	130	202	H
* 11.646	20.52	ADR	38.5	-22.5	.24	36.76	54	-17.24	-	-	-	-	130	202	H
6.392	37.83	PK-U	35.6	-27.4	0	46.03	-	-	-	-	68.2	-22.17	357	202	V
8.009	35.78	PK-U	35.9	-26.9	0	44.78	-	-	-	-	68.2	-23.42	3	104	H
9.848	33.98	PK-U	37.1	-23.8	0	47.28	-	-	-	-	68.2	-20.92	161	102	H

* - indicates frequency in CFR15.205/IC8.10 RSS-Restricted Band
 PK-U - U-NII: Maximum Peak
 ADR - U-NII AD primary method, RMS average



Trace Markers

Marker	Frequency (GHz)	Meter Reading (dBuV)	Det	AF T345 (dB/m)	Amp/Ch/Ftr/Pad (dB)	DC Corr (dB)	Corrected Reading (dBuV/m)	Avg Limit (dBuV/m)	Margin (dB)	Peak Limit (dBuV/m)	PK Margin (dB)	UNII Non-Restricted (dBuV/m)	PK Margin (dB)	Altitude (Degs)	Height (cm)	Polarity
3	* 4.622	32.42	Pk	34.1	-28.8	0	37.72	-	-	74	-36.28	-	-	0-360	201	H
4	* 7.293	30.56	Pk	35.6	-26.1	0	40.06	-	-	74	-33.94	-	-	0-360	98	V
6	* 11.615	27.4	Pk	38.4	-22.3	0	43.5	-	-	74	-30.5	-	-	0-360	201	V
1	1.947	34.45	Pk	31.2	-32.1	0	33.55	-	-	-	-	68.2	-34.65	0-360	201	H
2	3.22	32.18	Pk	32.9	-30.6	0	34.48	-	-	-	-	68.2	-33.72	0-360	99	H
5	8.83	30.21	Pk	36	-25.9	0	40.31	-	-	-	-	68.2	-27.89	0-360	98	V

* - indicates frequency in CFR15.205/IC8.10 RSS-Restricted Band
 Pk - Peak detector

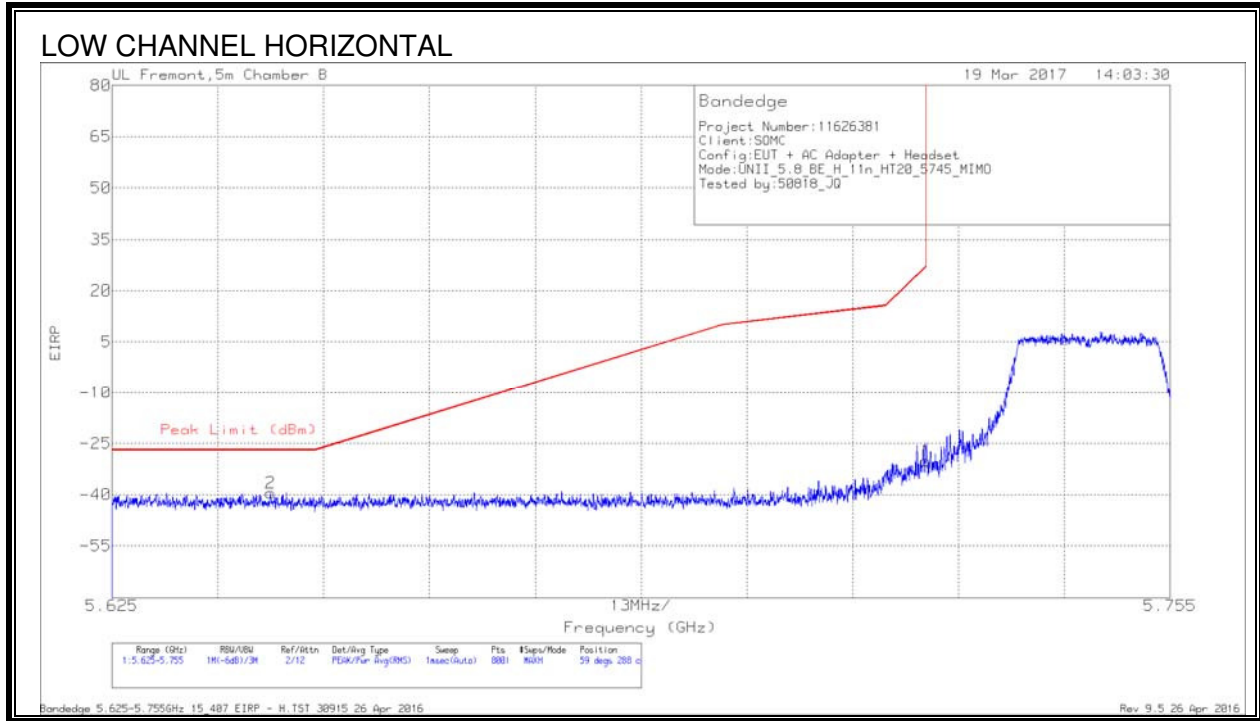
Radiated Emissions

Frequency (GHz)	Meter Reading (dBuV)	Det	AF T345 (dB/m)	Amp/Ch/Ftr/Pad (dB)	DC Corr (dB)	Corrected Reading (dBuV/m)	Avg Limit (dBuV/m)	Margin (dB)	Peak Limit (dBuV/m)	PK Margin (dB)	UNII Non-Restricted (dBuV/m)	PK Margin (dB)	Altitude (Degs)	Height (cm)	Polarity
* 4.621	37.56	PK-U	34.1	-28.9	0	42.76	-	-	74	-31.24	-	-	249	216	H
* 4.622	27.66	ADR	34.1	-28.8	.24	33.2	54	-20.8	-	-	-	-	249	216	H
* 7.295	36.38	PK-U	35.6	-26.2	0	45.78	-	-	74	-28.22	-	-	159	174	V
* 7.294	25.5	ADR	35.6	-26.1	.24	35.24	54	-18.76	-	-	-	-	159	174	V
* 11.614	33.02	PK-U	38.4	-22.3	0	49.12	-	-	74	-24.88	-	-	57	255	V
* 11.615	22.37	ADR	38.4	-22.3	.24	38.71	54	-15.29	-	-	-	-	57	255	V
1.949	39.8	PK-U	31.2	-32.1	0	38.9	-	-	-	-	68.2	-29.3	319	161	H
3.219	38.8	PK-U	32.9	-30.6	0	41.1	-	-	-	-	68.2	-27.1	276	216	H
8.831	35.69	PK-U	36	-25.9	0	45.79	-	-	-	-	68.2	-22.41	232	188	V

* - indicates frequency in CFR15.205/IC8.10 RSS-Restricted Band
 PK-U - U-NII: Maximum Peak
 ADR - U-NII AD primary method, RMS average

10.1.14. 11n HT20 2TX CDD MIMO MODE IN THE 5.8GHz BAND

RESTRICTED BANDEDGE (LOW CHANNEL)

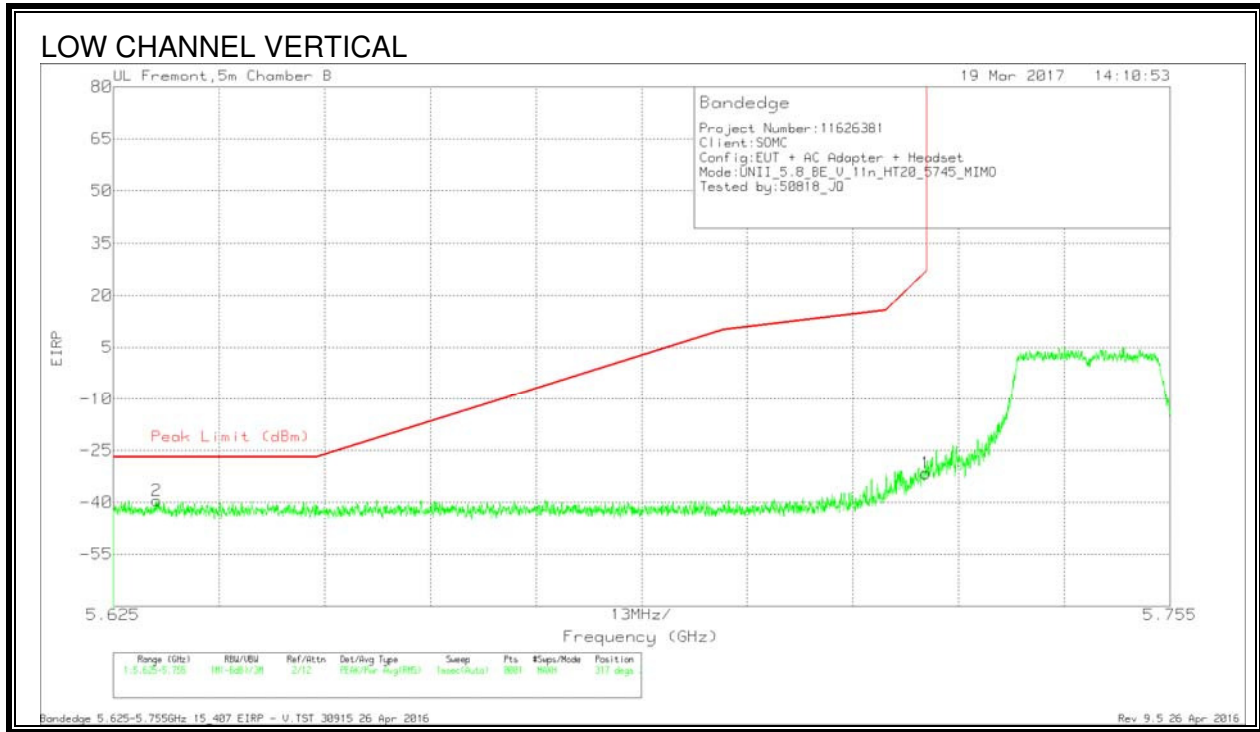


Trace Markers

Marker	Frequency (GHz)	Meter Reading (dBm)	Det	AF T345 (dB/m)	Amp/Cb/Fitr/Par d (dB)	Conversion Factor (dB)	Corrected Reading EIRP	Peak Limit (dBm)	PK Margin (dB)	Azimuth (Degs)	Height (cm)	Polarity
2	5.644	-66.56	Pk	34.7	-19.5	11.8	-39.56	-27	-12.56	59	288	H
1	5.725	-57.14	Pk	34.9	-19.6	11.8	-30.04	26.97	-57.01	59	288	H

* - indicates frequency in CFR15.205/IC8.10 RSS-Restricted Band

Pk - Peak detector

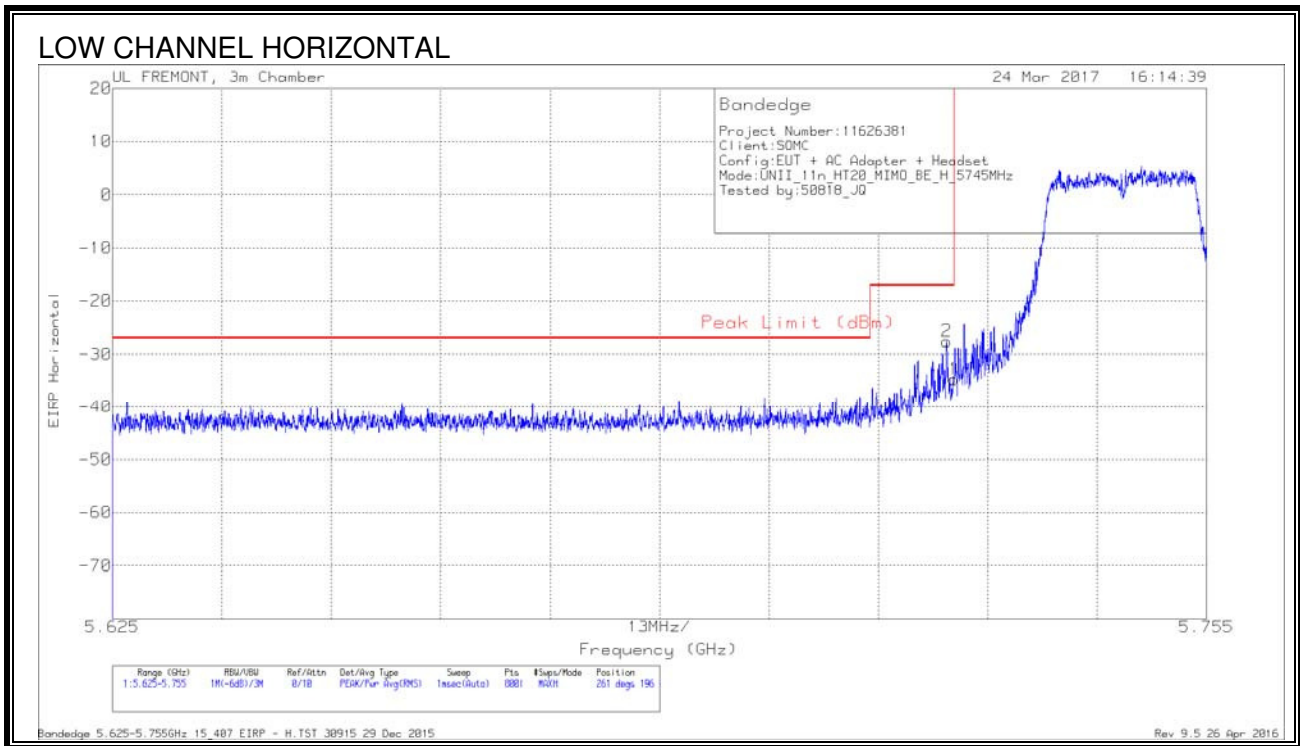


Trace Markers

Marker	Frequency (GHz)	Meter Reading (dBm)	Det	AF T345 (dB/m)	Amp/Cbl/Fitr/Pad (dB)	Conversion Factor (dB)	Corrected Reading EIRP	Peak Limit (dBm)	PK Margin (dB)	Azimuth (Degs)	Height (cm)	Polarity
2	5.63	-66.4	Pk	34.6	-19.5	11.8	-39.5	-27	-12.5	317	398	V
1	5.725	-58.68	Pk	34.9	-19.6	11.8	-31.58	26.97	-58.55	317	398	V

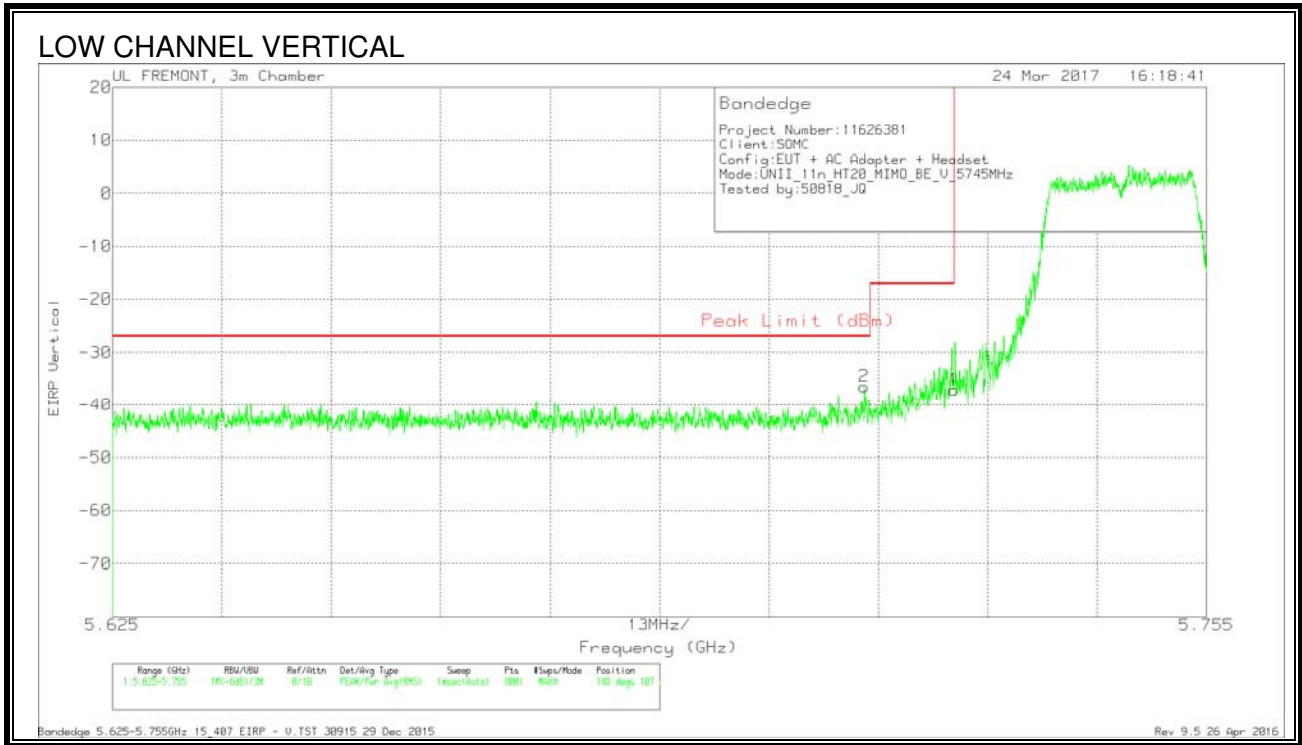
* - indicates frequency in CFR15.205/IC8.10 RSS-Restricted Band
 Pk - Peak detector

IC



Marker	Frequency (GHz)	Meter Reading (dBm)	Det	AF T712 (dB/m)	Amp/Cb/Fitr/Pad (dB)	Conversion Factor (dB)	Corrected Reading EIRP	Peak Limit (dBm)	PK Margin (dB)	Azimuth (Degs)	Height (cm)	Polarity
2	5.724	-27.56	Pk	34.7	-18.5	11.8	-27.56	-17	-10.56	261	196	H
1	5.725	-62.72	Pk	34.7	-18.5	11.8	-34.72	-17	-17.72	261	196	H

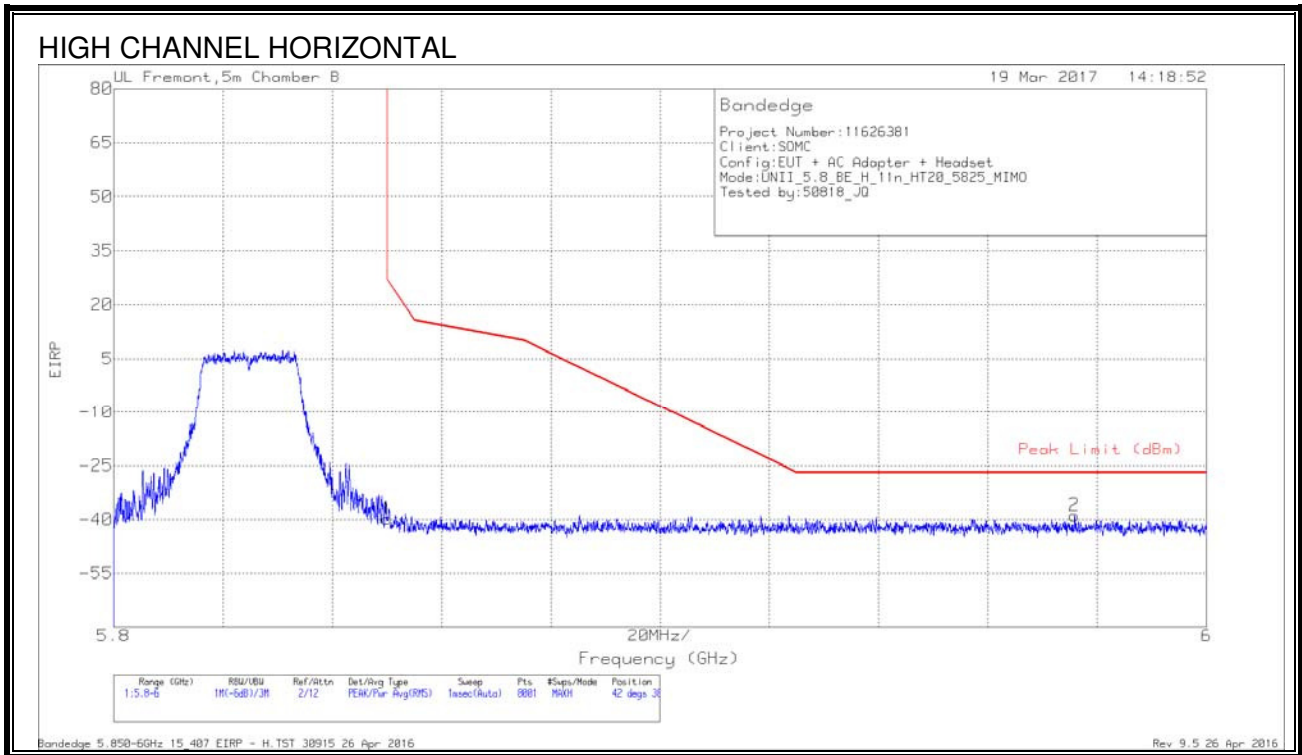
Pk - Peak detector



Marker	Frequency (GHz)	Meter Reading (dBm)	Det	AF T712 (dB/m)	Amp/Cb/Ftr/Pad (dB)	Conversion Factor (dB)	Corrected Reading EIRP	Peak Limit (dBm)	PK Margin (dB)	Azimuth (Degs)	Height (cm)	Polarity
2	5.714	-64.32	Pk	34.7	-18.6	11.8	-36.42	-27	-9.42	148	107	V
1	5.725	-65.04	Pk	34.7	-18.5	11.8	-37.04	-17	-20.04	148	107	V

Pk - Peak detector

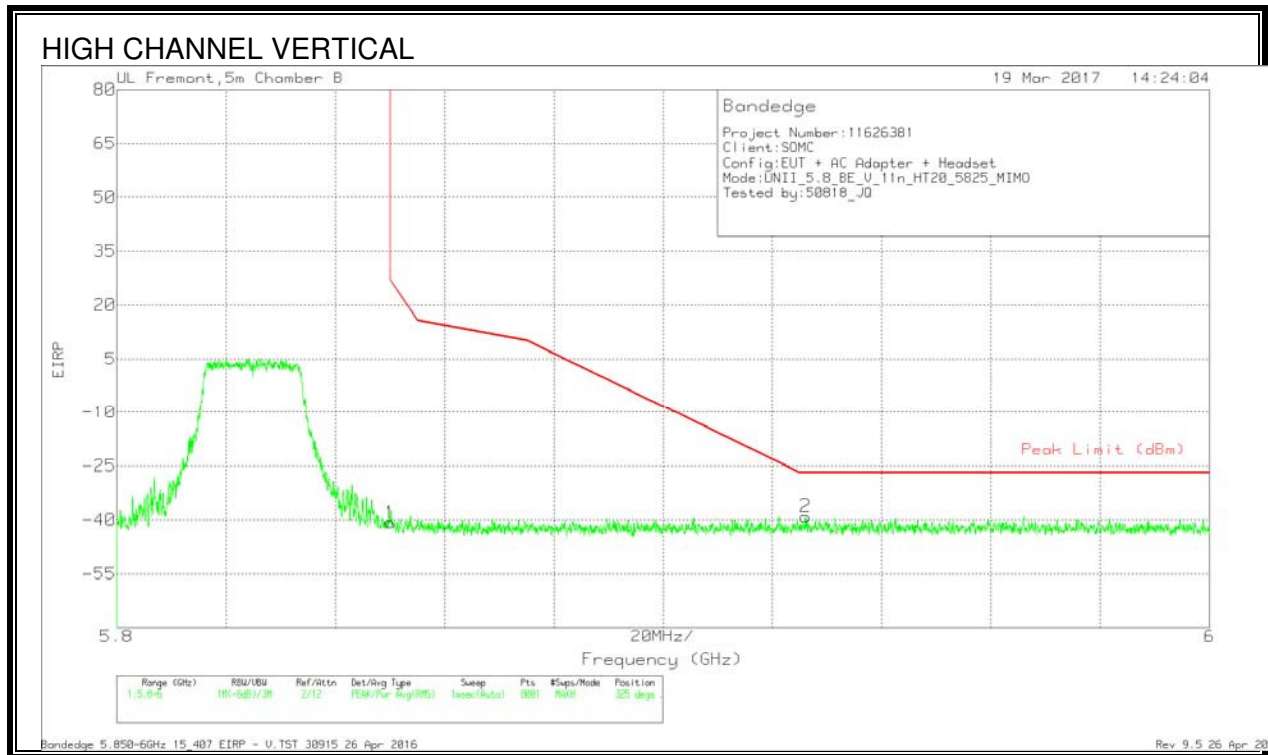
AUTHORIZED BANDEDGE (HIGH CHANNEL)



Trace Markers

Marker	Frequency (GHz)	Meter Reading (dBm)	Det	AF T345 (dB/m)	Amp/Cbl/Filtr/Pad (dB)	Conversion Factor (dB)	Corrected Reading EIRP	Peak Limit (dBm)	PK Margin (dB)	Azimuth (Degs)	Height (cm)	Polarity
1	5.85	-67.09	Pk	35.2	-19.7	11.8	-39.79	26.94	-66.73	42	382	H
2	5.976	-66.69	Pk	35.2	-19.2	11.8	-38.89	-27	-11.89	42	382	H

* - indicates frequency in CFR15.205/IC8.10 RSS-Restricted Band
 Pk - Peak detector

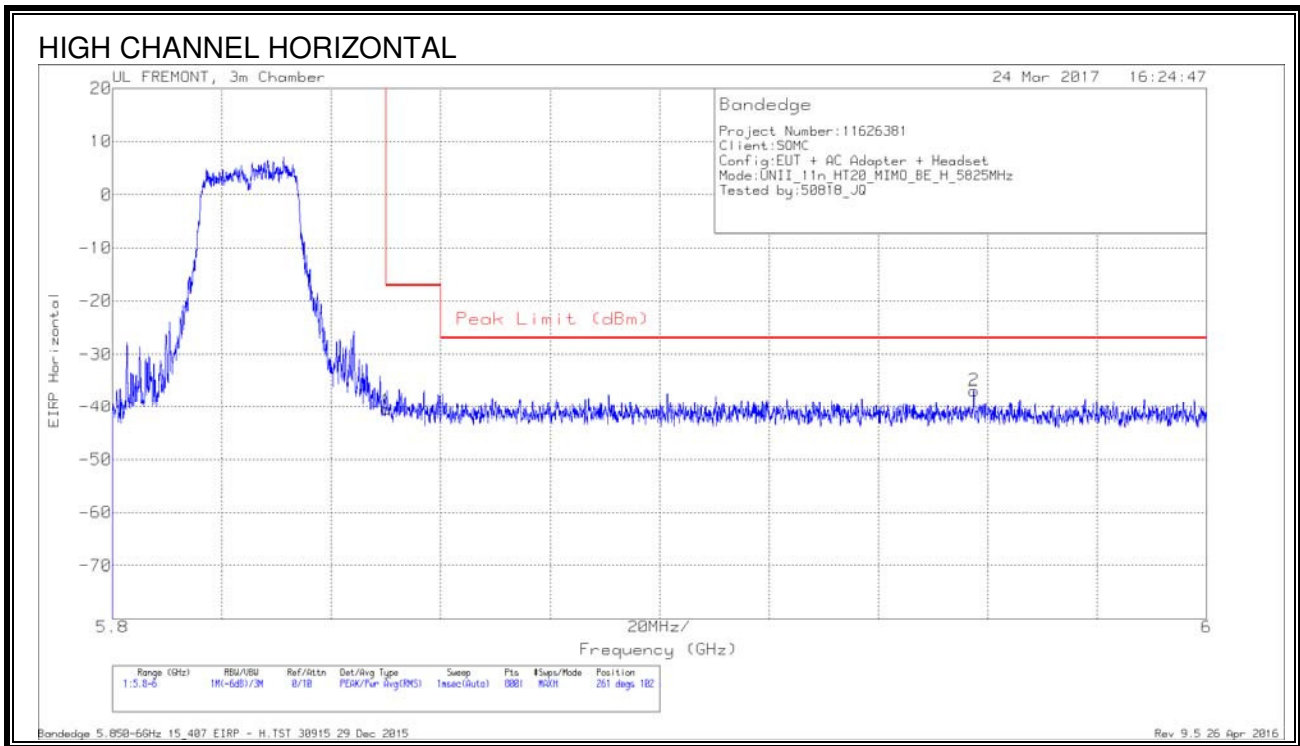


Trace Markers

Marker	Frequency (GHz)	Meter Reading (dBm)	Det	AF T345 (dB/m)	Amp/Cb/Fitr/Pad (dB)	Conversion Factor (dB)	Corrected Reading EIRP	Peak Limit (dBm)	PK Margin (dB)	Azimuth (Degs)	Height (cm)	Polarity
1	5.85	-68.11	Pk	35.2	-19.7	11.8	-40.81	26.94	-67.75	325	384	V
2	5.926	-66.91	Pk	35.3	-19.3	11.8	-39.11	-27	-12.11	325	384	V

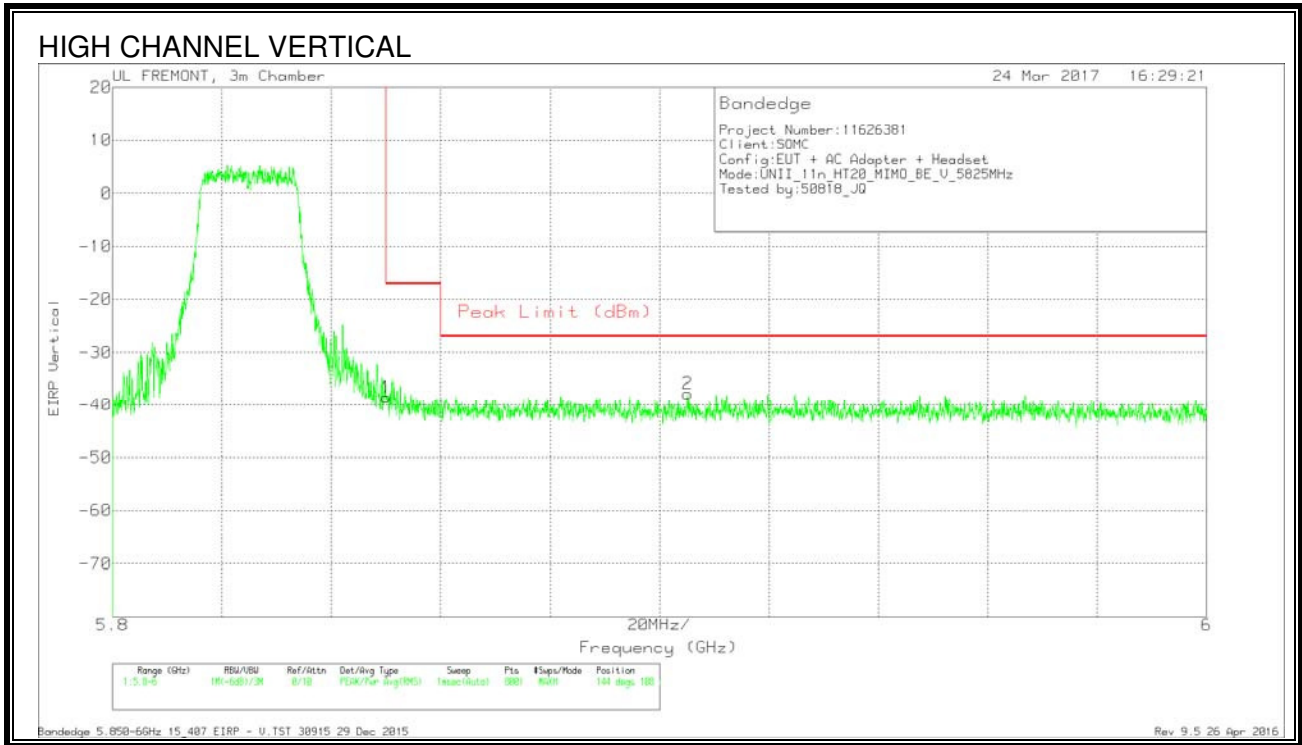
* - indicates frequency in CFR15.205/IC8.10 RSS-Restricted Band
 Pk - Peak detector

IC



Marker	Frequency (GHz)	Meter Reading (dBm)	Det	AF T712 (dB/m)	Amp/Cb/Fitr/Pad (dB)	Conversion Factor (dB)	Corrected Reading EIRP	Peak Limit (dBm)	PK Margin (dB)	Azimuth (Degs)	Height (cm)	Polarity
1	5.85	-69.02	Pk	34.8	-18.1	11.8	-40.52	-17	-23.52	261	102	H
2	5.957	-65.69	Pk	35	-17.9	11.8	-36.79	-27	-9.79	261	102	H

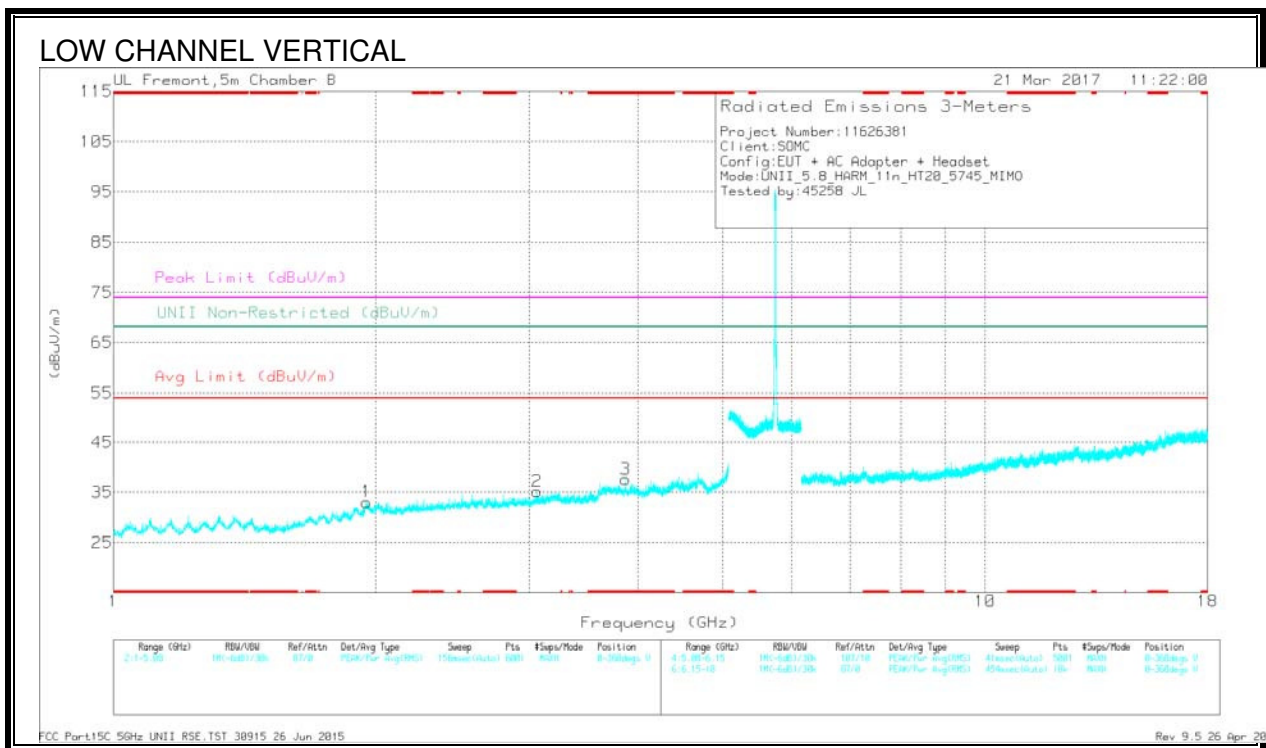
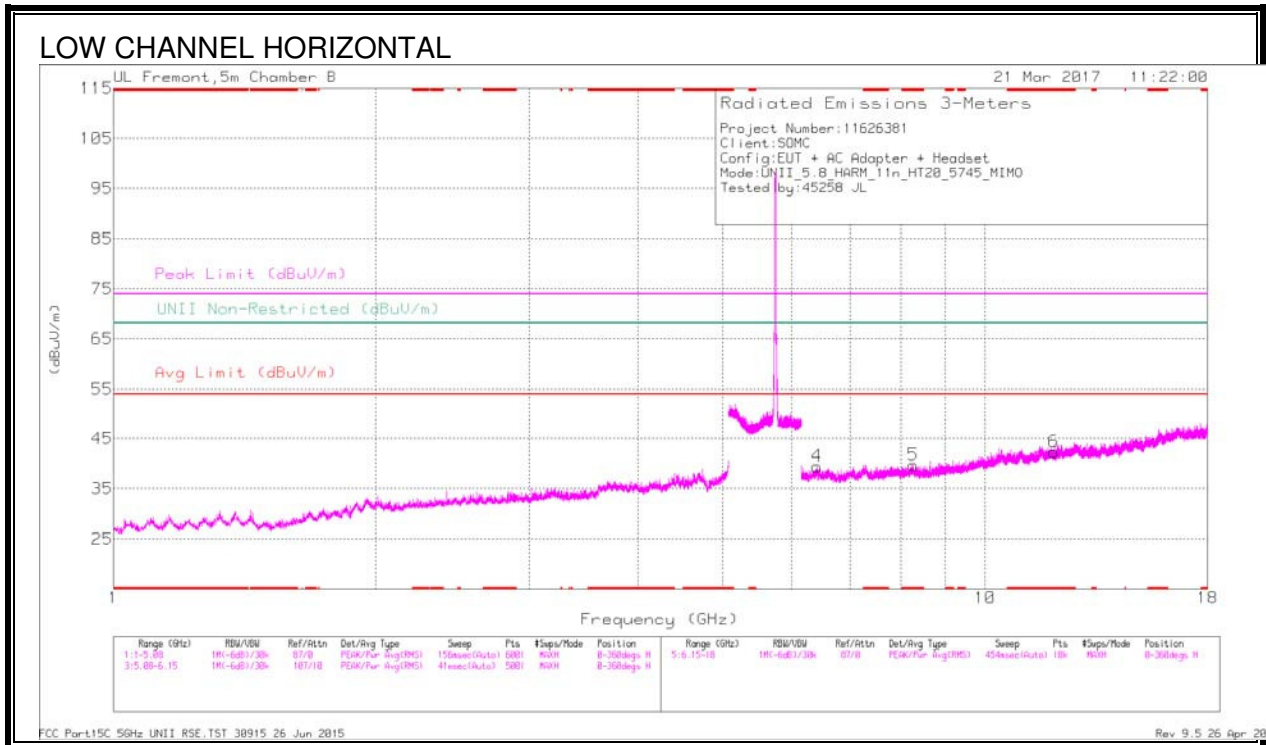
Pk - Peak detector



Marker	Frequency (GHz)	Meter Reading (dBm)	Det	AF T712 (dB/m)	Amp/Cbl/Filtr/Pad (dB)	Conversion Factor (dB)	Corrected Reading EIRP	Peak Limit (dBm)	PK Margin (dB)	Azimuth (Degs)	Height (cm)	Polarity
1	5.85	-67.06	Pk	34.8	-18.1	11.8	-38.56	-17	-21.56	144	108	V
2	5.905	-66.53	Pk	34.9	-18	11.8	-37.83	-27	-10.83	144	108	V

Pk - Peak detector

HARMONICS AND SPURIOUS EMISSIONS



Trace Markers

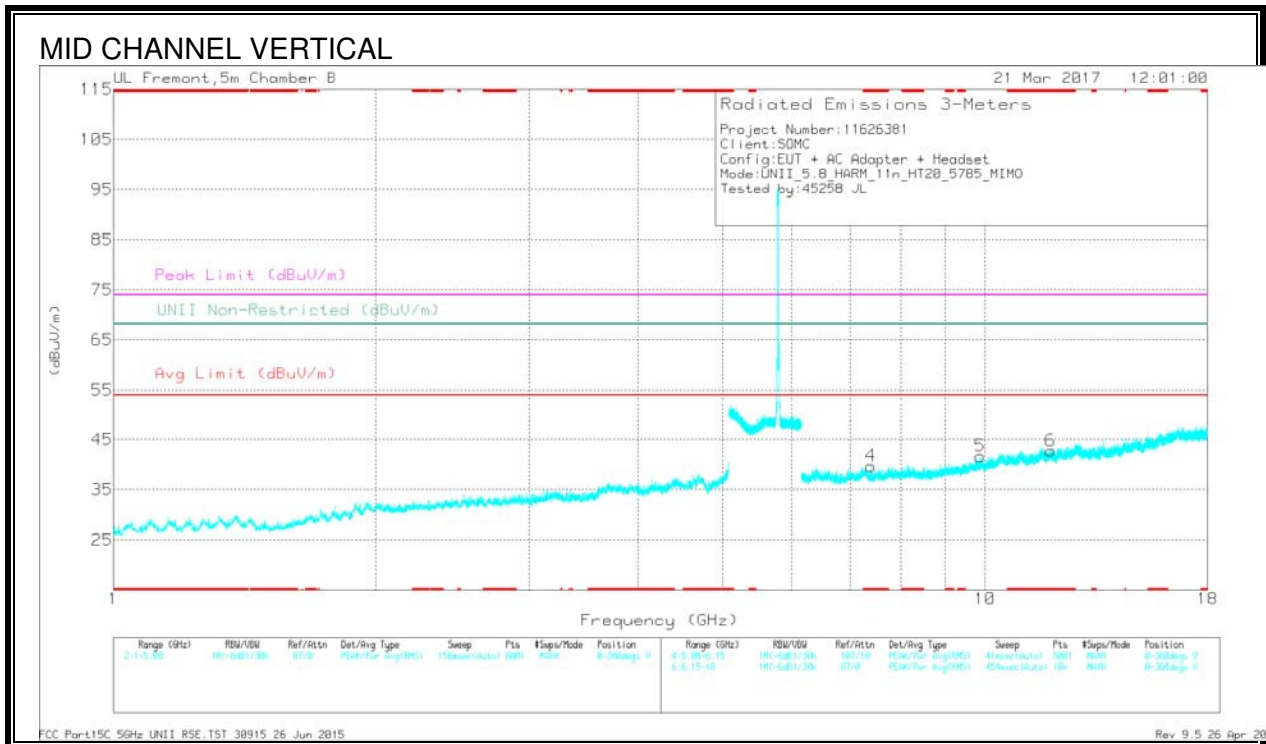
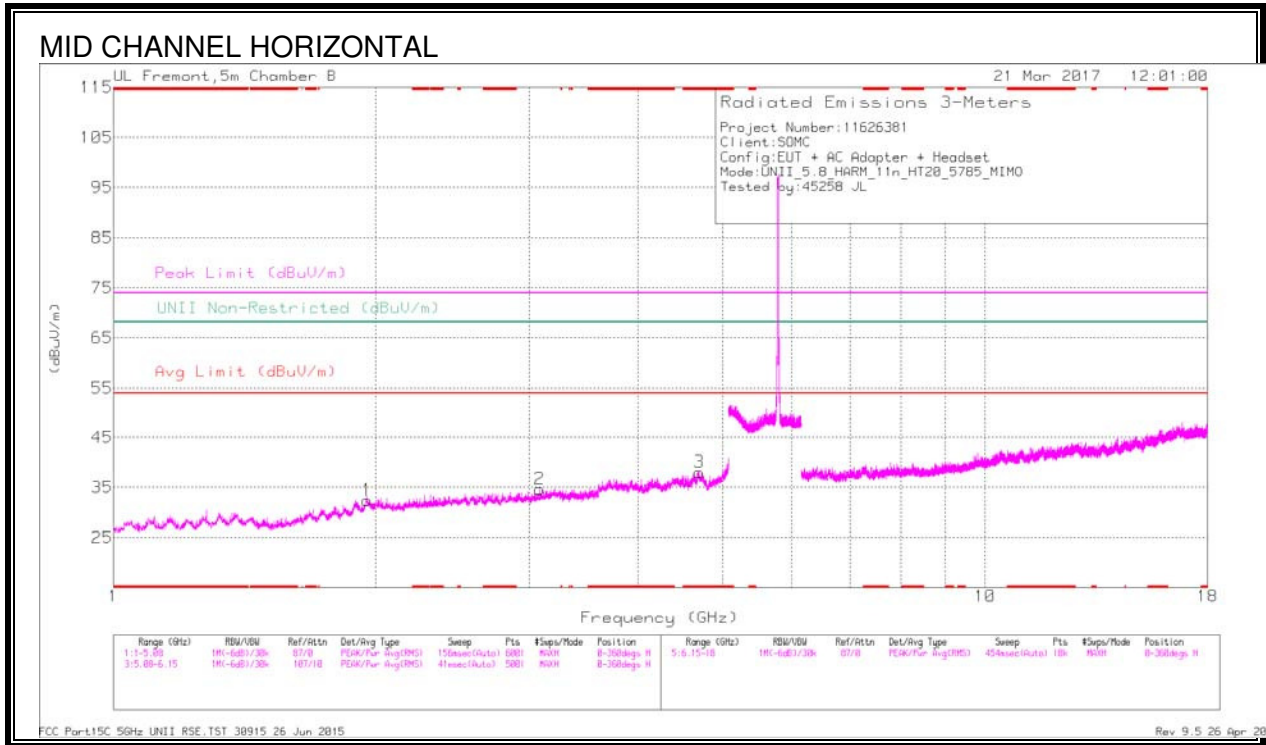
Marker	Frequency (GHz)	Meter Reading (dBuV)	Det	AF T345 (dB/m)	Amp/Ch/Ftr/Pad (dB)	DC Corr (dB)	Corrected Reading (dBuV/m)	Avg Limit (dBuV/m)	Margin (dB)	Peak Limit (dBuV/m)	PK Margin (dB)	UNII Non-Restricted (dBuV/m)	PK Margin (dB)	Altitude (Degs)	Height (cm)	Polarity
3	* 3.868	34.94	Pk	33.3	-30.6	0	37.64	-	-	74	-36.36	-	-	0-360	201	V
5	* 8.272	29.88	Pk	35.8	-25.9	0	39.78	-	-	74	-34.22	-	-	0-360	98	H
6	* 11.992	26.82	Pk	38.8	-23.3	0	42.32	-	-	74	-31.68	-	-	0-360	98	H
1	1.951	33.93	Pk	31.2	-32	0	33.13	-	-	-	-	68.2	-35.07	0-360	98	V
2	3.064	34.06	Pk	32.6	-31.5	0	35.16	-	-	-	-	68.2	-33.04	0-360	98	V
4	6.414	31.11	Pk	35.6	-27.2	0	39.51	-	-	-	-	68.2	-28.69	0-360	98	H

* - indicates frequency in CFR15.205/IC8.10 RSS-Restricted Band
 Pk - Peak detector

Radiated Emissions

Frequency (GHz)	Meter Reading (dBuV)	Det	AF T345 (dB/m)	Amp/Ch/Ftr/Pad (dB)	DC Corr (dB)	Corrected Reading (dBuV/m)	Avg Limit (dBuV/m)	Margin (dB)	Peak Limit (dBuV/m)	PK Margin (dB)	UNII Non-Restricted (dBuV/m)	PK Margin (dB)	Altitude (Degs)	Height (cm)	Polarity
* 3.868	38.7	PK-U	33.3	-30.6	0	41.4	-	-	74	-32.6	-	-	124	239	V
* 3.87	29.09	ADR	33.3	-30.6	-1	31.89	54	-22.11	-	-	-	-	124	239	V
* 8.27	35.51	PK-U	35.8	-25.9	0	45.41	-	-	74	-28.59	-	-	304	209	H
* 8.271	25.35	ADR	35.8	-25.9	-1	35.35	54	-18.65	-	-	-	-	304	209	H
* 11.992	32.63	PK-U	38.8	-23.3	0	48.13	-	-	74	-25.87	-	-	351	236	H
* 11.992	22.74	ADR	38.8	-23.3	-1	38.34	54	-15.66	-	-	-	-	351	236	H
1.951	40.68	PK-U	31.2	-32	0	39.88	-	-	-	-	68.2	-28.32	54	202	V
3.064	38.78	PK-U	32.6	-31.5	0	39.88	-	-	-	-	68.2	-28.32	103	233	V
6.415	36.17	PK-U	35.6	-27.3	0	44.47	-	-	-	-	68.2	-23.73	151	203	H

* - indicates frequency in CFR15.205/IC8.10 RSS-Restricted Band
 PK-U - U-NII: Maximum Peak
 ADR - U-NII AD primary method, RMS average



Trace Markers

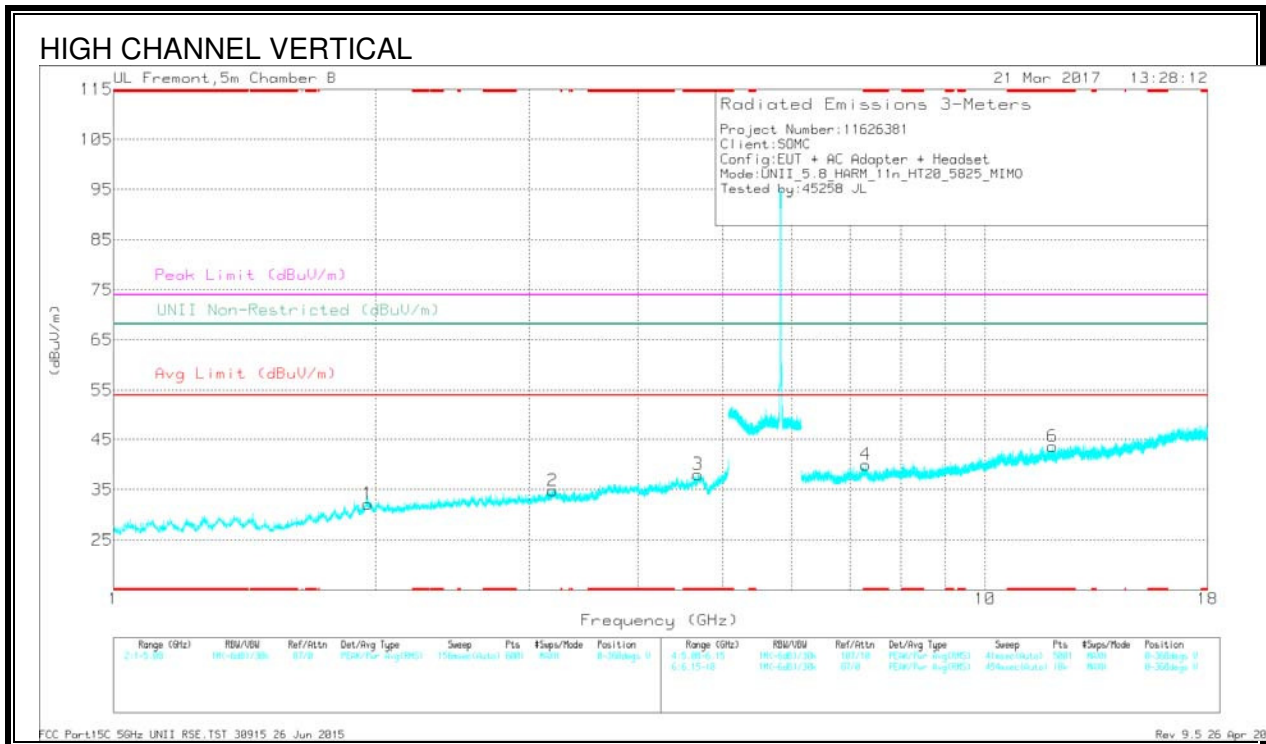
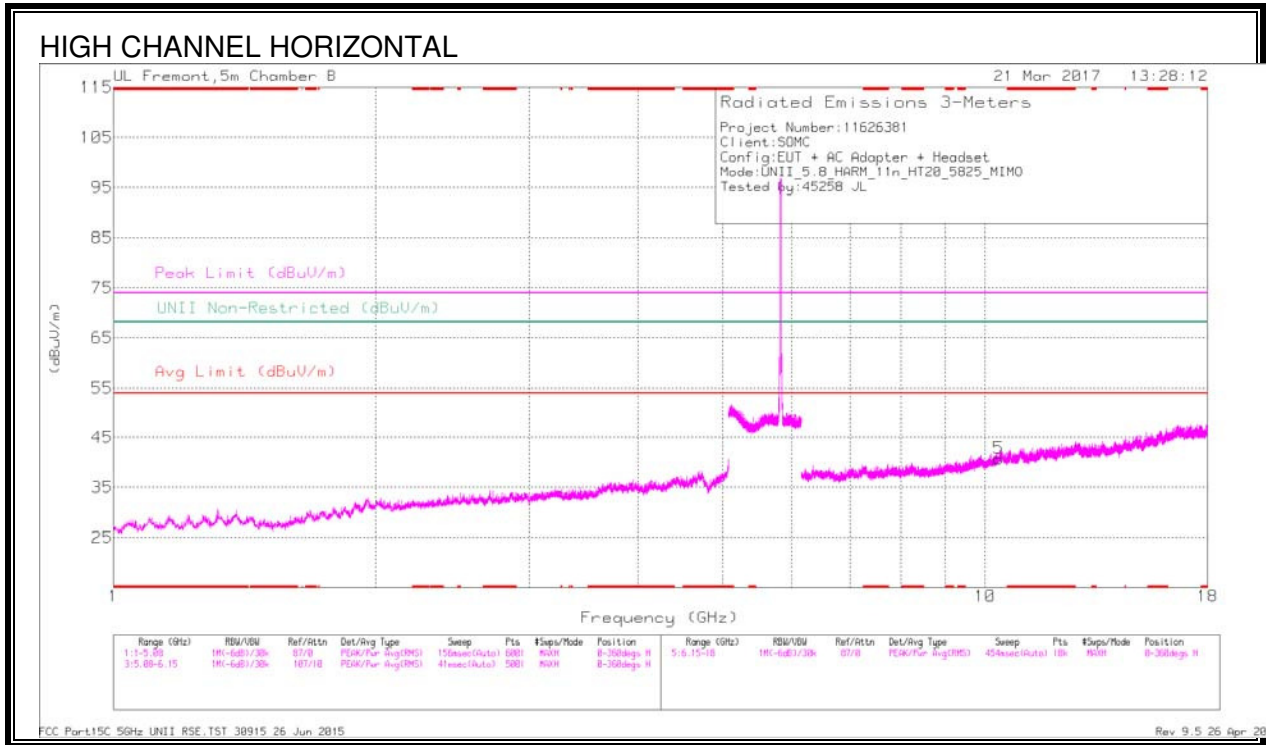
Marker	Frequency (GHz)	Meter Reading (dBuV)	Det	AF T345 (dB/m)	Amp/Ch/Ftr/Pad (dB)	DC Corr (dB)	Corrected Reading (dBuV/m)	Avg Limit (dBuV/m)	Margin (dB)	Peak Limit (dBuV/m)	PK Margin (dB)	UNII Non-Restricted (dBuV/m)	PK Margin (dB)	Altitude (Degs)	Height (cm)	Polarity
3	* 4.699	33.34	Pk	34.1	-29.4	0	38.04	-	-	74	-35.96	-	-	0-360	98	H
4	* 7.399	31.97	Pk	35.6	-27.9	0	39.67	-	-	74	-34.33	-	-	0-360	98	V
6	* 11.893	26.97	Pk	38.8	-23.1	0	42.67	-	-	74	-31.33	-	-	0-360	98	V
1	1.955	33.17	Pk	31.2	-31.9	0	32.47	-	-	-	-	68.2	-35.73	0-360	201	H
2	3.081	33.61	Pk	32.7	-31.6	0	34.71	-	-	-	-	68.2	-33.49	0-360	201	H
5	9.875	28.51	Pk	37.2	-24	0	41.71	-	-	-	-	68.2	-26.49	0-360	201	V

* - indicates frequency in CFR15.205/IC8.10 RSS-Restricted Band
 Pk - Peak detector

Radiated Emissions

Frequency (GHz)	Meter Reading (dBuV)	Det	AF T345 (dB/m)	Amp/Ch/Ftr/Pad (dB)	DC Corr (dB)	Corrected Reading (dBuV/m)	Avg Limit (dBuV/m)	Margin (dB)	Peak Limit (dBuV/m)	PK Margin (dB)	UNII Non-Restricted (dBuV/m)	PK Margin (dB)	Altitude (Degs)	Height (cm)	Polarity
* 4.7	38.9	PK-U	34.1	-29.4	0	43.5	-	-	74	-30.4	-	-	175	230	H
* 4.699	28.92	ADR	34.1	-29.4	.1	33.72	54	-20.28	-	-	-	-	175	230	H
* 7.399	36.44	PK-U	35.6	-27.9	0	44.14	-	-	74	-29.86	-	-	78	261	V
* 7.401	26.52	ADR	35.6	-27.8	.1	34.42	54	-19.58	-	-	-	-	78	261	V
* 11.893	32.53	PK-U	38.8	-23.1	0	48.23	-	-	74	-25.77	-	-	87	305	V
* 11.893	22.54	ADR	38.8	-23.1	.1	38.34	54	-15.66	-	-	-	-	87	305	V
1.955	39.54	PK-U	31.2	-31.9	0	38.84	-	-	-	-	68.2	-29.36	251	164	H
3.08	39.51	PK-U	32.7	-31.6	0	40.61	-	-	-	-	68.2	-27.59	287	196	H
9.875	33.41	PK-U	37.2	-23.9	0	46.71	-	-	-	-	68.2	-21.49	266	162	V

* - indicates frequency in CFR15.205/IC8.10 RSS-Restricted Band
 PK-U - U-NII: Maximum Peak
 ADR - U-NII AD primary method, RMS average



Trace Markers

Marker	Frequency (GHz)	Meter Reading (dBuV)	Det	AF T345 (dB/m)	Amp/Cb/Ftr/Pad (dB)	DC Corr (dB)	Corrected Reading (dBuV/m)	Avg Limit (dBuV/m)	Margin (dB)	Peak Limit (dBuV/m)	PK Margin (dB)	UNII Non-Restricted (dBuV/m)	PK Margin (dB)	Altitude (Degs)	Height (cm)	Polarity
3	* 4.686	33.16	Pk	34.1	-29.2	0	38.06	-	-	74	-35.94	-	-	0-360	201	V
4	* 7.293	30.46	Pk	35.6	-26.1	0	39.96	-	-	74	-34.04	-	-	0-360	98	V
6	* 11.96	27.93	Pk	38.8	-23.1	0	43.63	-	-	74	-30.37	-	-	0-360	98	V
1	1.957	32.77	Pk	31.2	-31.8	0	32.17	-	-	-	-	68.2	-36.03	0-360	98	V
2	3.189	32.68	Pk	33	-30.9	0	34.78	-	-	-	-	68.2	-33.42	0-360	98	V
5	10.36	26.91	Pk	37.6	-23.7	0	40.81	-	-	-	-	68.2	-27.39	0-360	98	H

* - indicates frequency in CFR15.205/IC8.10 RSS-Restricted Band
 Pk - Peak detector

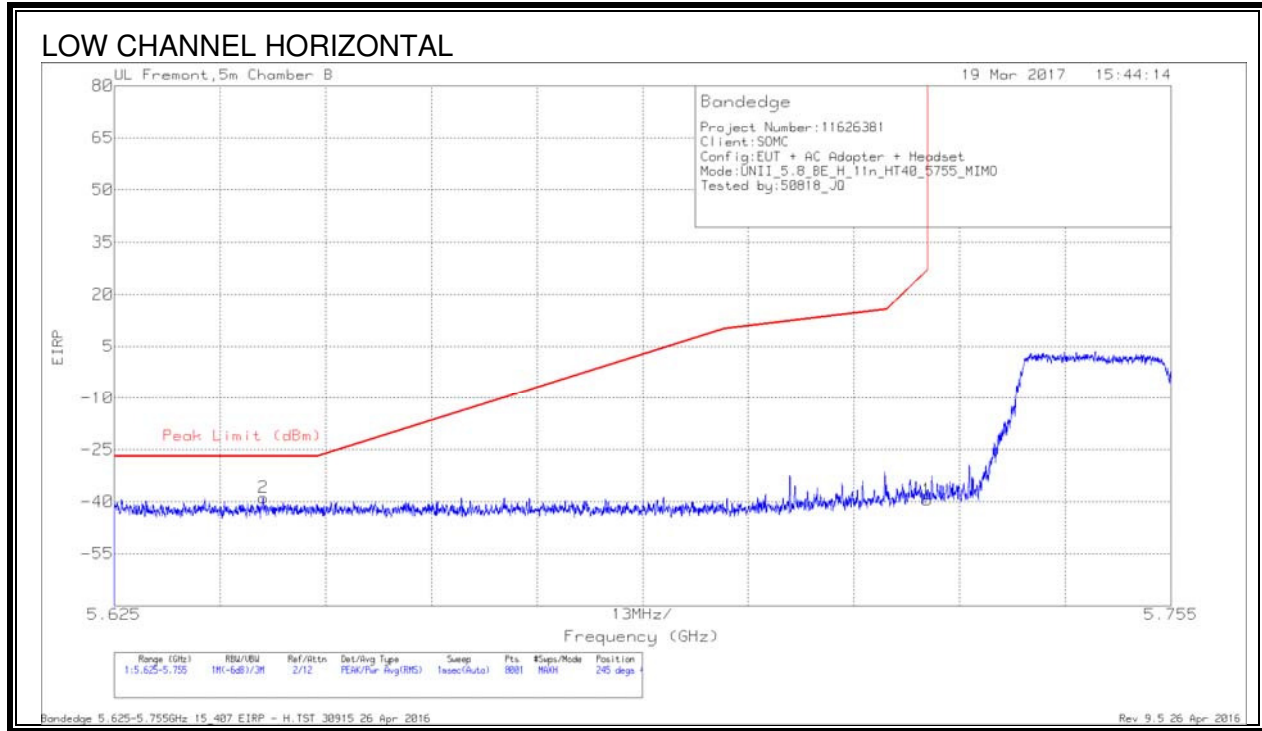
Radiated Emissions

Frequency (GHz)	Meter Reading (dBuV)	Det	AF T345 (dB/m)	Amp/Cb/Ftr/Pad (dB)	DC Corr (dB)	Corrected Reading (dBuV/m)	Avg Limit (dBuV/m)	Margin (dB)	Peak Limit (dBuV/m)	PK Margin (dB)	UNII Non-Restricted (dBuV/m)	PK Margin (dB)	Altitude (Degs)	Height (cm)	Polarity
* 4.686	39.02	PK-U	34.1	-29.2	0	43.92	-	-	74	-30.08	-	-	251	228	V
* 4.686	28.79	ADR	34.1	-29.2	.1	33.79	54	-20.21	-	-	-	-	251	238	V
* 7.294	35.29	PK-U	35.6	-26.1	0	44.79	-	-	74	-29.21	-	-	300	272	V
* 7.292	25.76	ADR	35.6	-26.1	.1	35.36	54	-18.64	-	-	-	-	300	272	V
* 11.962	32.64	PK-U	38.8	-23.2	0	48.24	-	-	74	-25.76	-	-	327	250	V
* 11.962	22.36	ADR	38.8	-23.2	.1	38.06	54	-15.94	-	-	-	-	327	250	V
1.959	39.65	PK-U	31.2	-31.8	0	39.05	-	-	-	-	68.2	-29.15	77	185	V
3.188	38.93	PK-U	33	-30.9	0	41.03	-	-	-	-	68.2	-27.17	125	228	V
10.359	33.05	PK-U	37.6	-23.7	0	46.95	-	-	-	-	68.2	-21.25	158	184	H

* - indicates frequency in CFR15.205/IC8.10 RSS-Restricted Band
 PK-U - U-NII: Maximum Peak
 ADR - U-NII AD primary method, RMS average

10.1.15. 11n HT40 2TX CDD MIMO MODE IN THE 5.8GHZ BAND

RESTRICTED BANDEDGE (LOW CHANNEL)

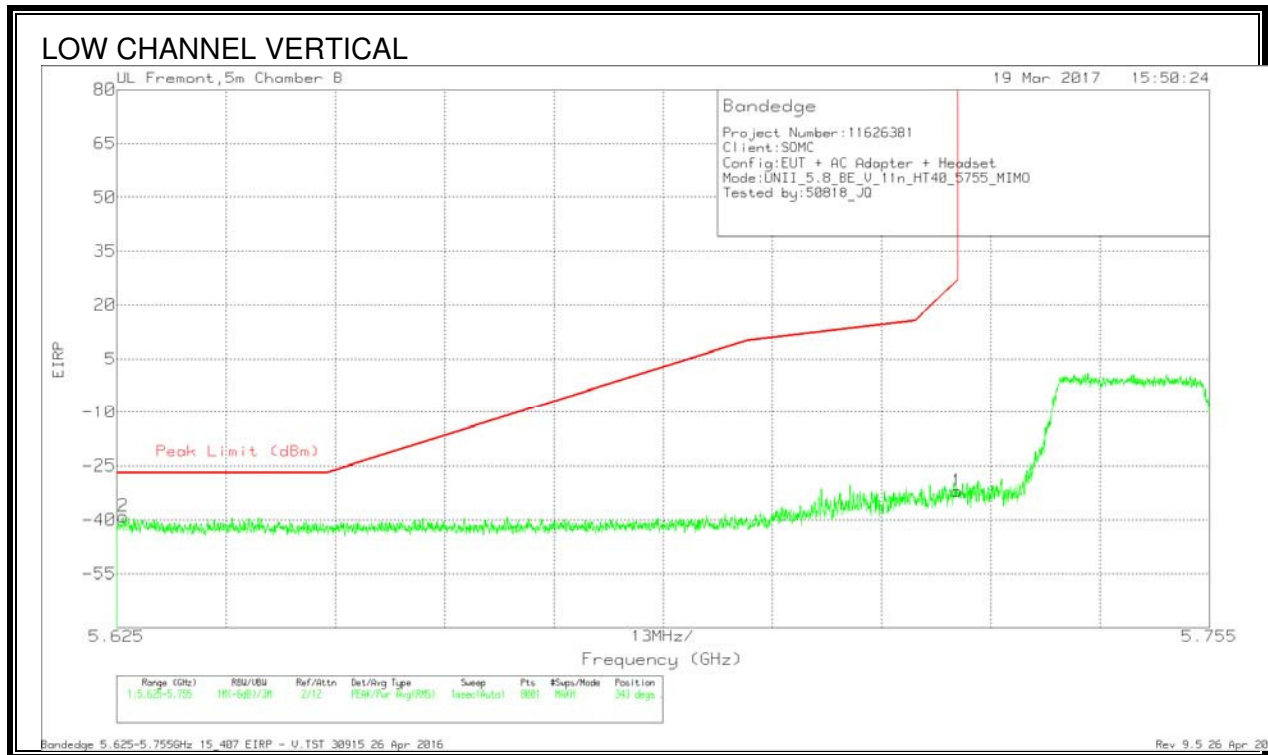


Trace Markers

Marker	Frequency (GHz)	Meter Reading (dBm)	Det	AF T345 (dB/m)	Amp/Cb1/Ftr/Pa d (dB)	Conversion Factor (dB)	Corrected Reading EIRP	Peak Limit (dBm)	PK Margin (dB)	Azimuth (Degs)	Height (cm)	Polarity
2	5.643	-65.86	Pk	34.7	-19.5	11.8	-38.86	-27	-11.86	245	402	H
1	5.725	-66.58	Pk	34.9	-19.6	11.8	-39.48	26.97	-66.45	245	402	H

* - indicates frequency in CFR15.205/IC8.10 RSS-Restricted Band

Pk - Peak detector

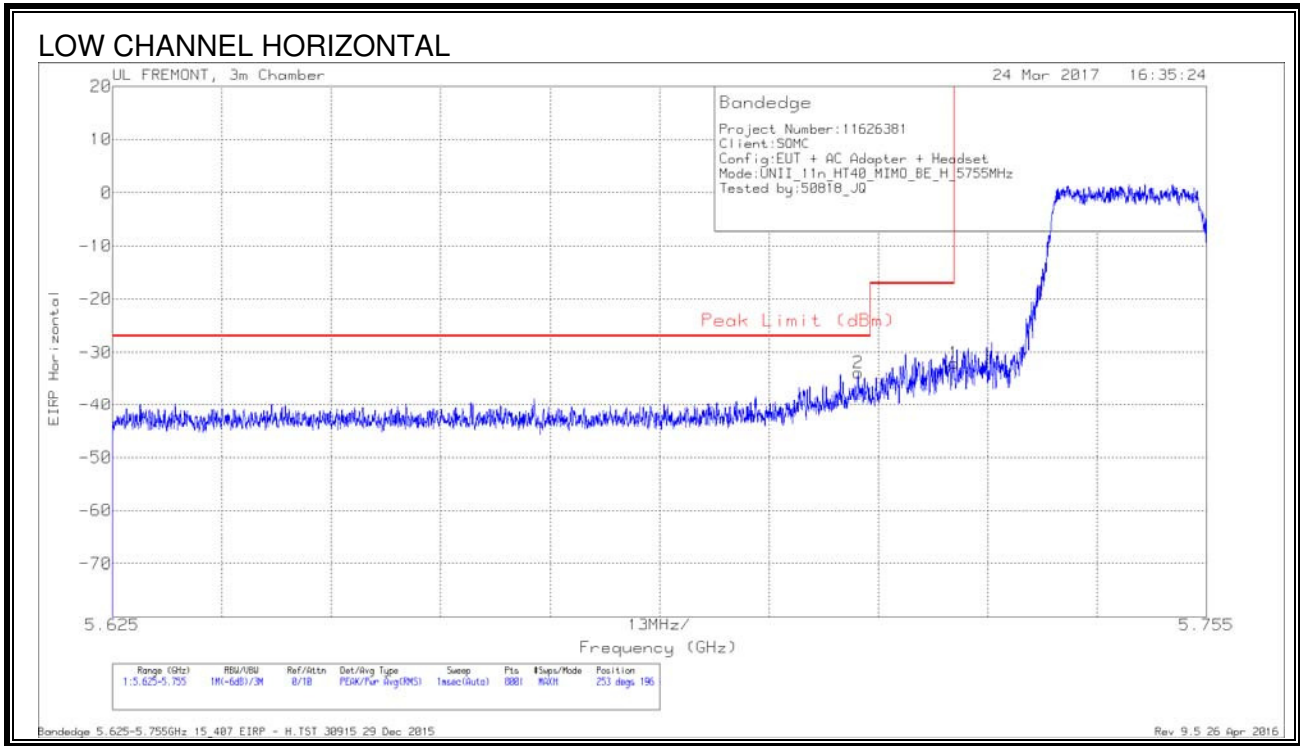


Trace Markers

Marker	Frequency (GHz)	Meter Reading (dBm)	Det	AF T345 (dB/m)	Amp/Cb1/Fitr/Pad (dB)	Conversion Factor (dB)	Corrected Reading EIRP	Peak Limit (dBm)	PK Margin (dB)	Azimuth (Degs)	Height (cm)	Polarity
2	5.626	-66.04	Pk	34.6	-19.4	11.8	-39.04	-27	-12.04	343	364	V
1	5.725	-59.14	Pk	34.9	-19.6	11.8	-32.04	26.97	-59.01	343	364	V

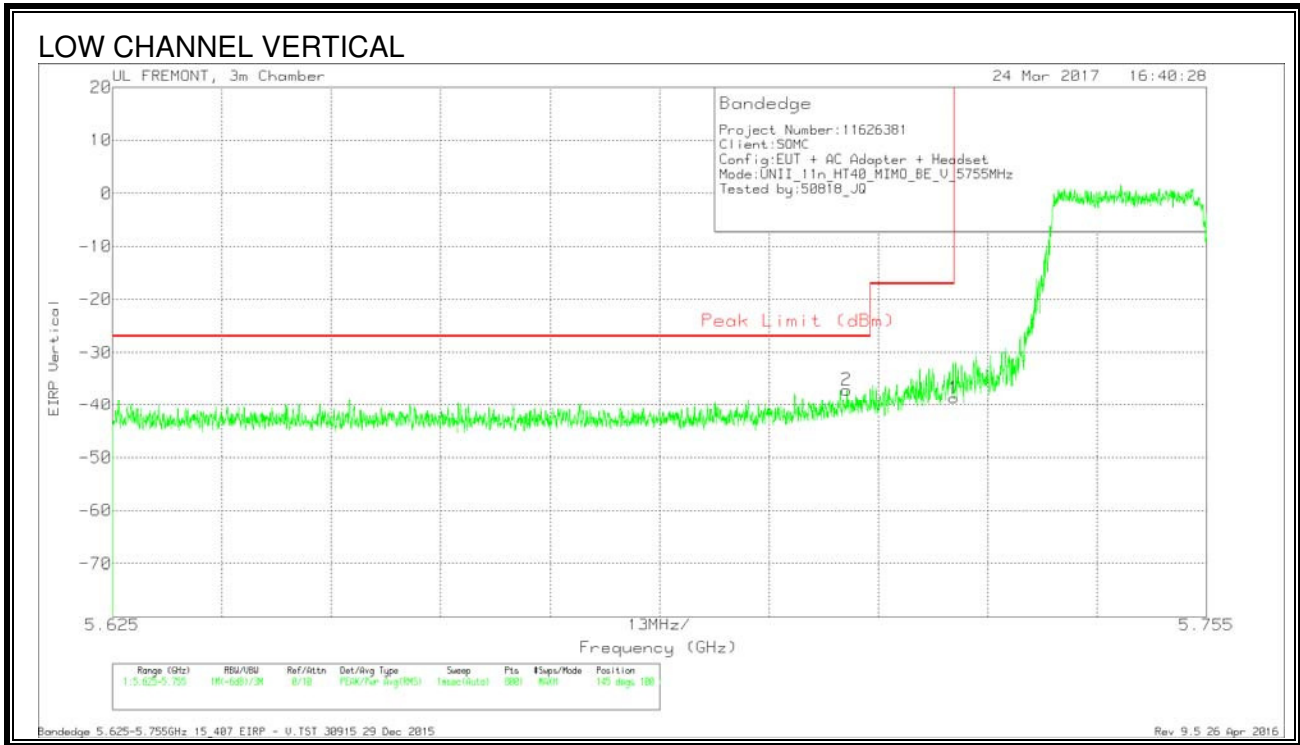
* - indicates frequency in CFR15.205/IC8.10 RSS-Restricted Band
 Pk - Peak detector

IC



Marker	Frequency (GHz)	Meter Reading (dBm)	Det	AF T712 (dB/m)	Amp/Cb/Fitr/Pad (dB)	Conversion Factor (dB)	Corrected Reading EIRP	Peak Limit (dBm)	PK Margin (dB)	Azimuth (Degs)	Height (cm)	Polarity
2	5.714	-61.78	Pk	34.7	-18.6	11.8	-33.88	-27	-6.88	253	196	H
1	5.725	-60.07	Pk	34.7	-18.5	11.8	-32.07	-17	-15.07	253	196	H

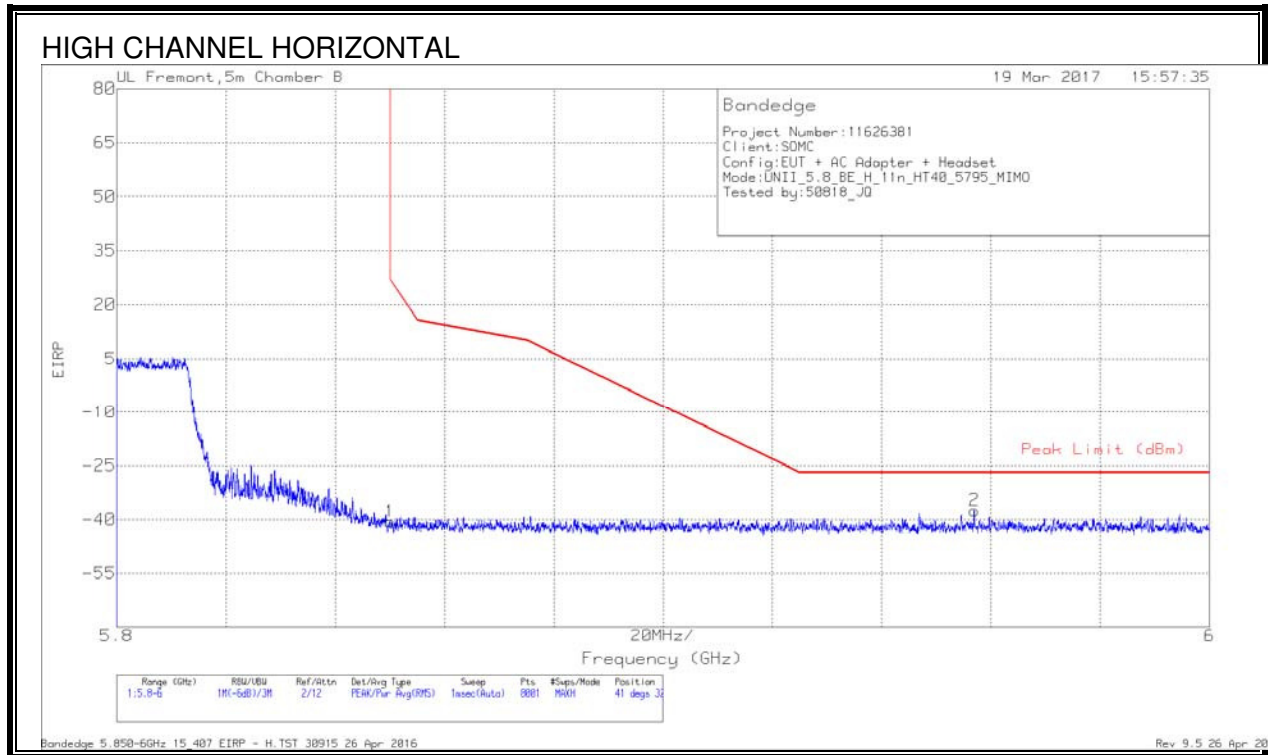
Pk - Peak detector



Marker	Frequency (GHz)	Meter Reading (dBm)	Det	AF T712 (dB/m)	Amp/Cb/Fitr/Pad (dB)	Conversion Factor (dB)	Corrected Reading EIRP	Peak Limit (dBm)	PK Margin (dB)	Azimuth (Degs)	Height (cm)	Polarity
2	5.712	-64.95	Pk	34.7	-18.6	11.8	-37.05	-27	-10.05	145	100	V
1	5.725	-66.64	Pk	34.7	-18.5	11.8	-38.64	-17	-21.64	145	100	V

Pk - Peak detector

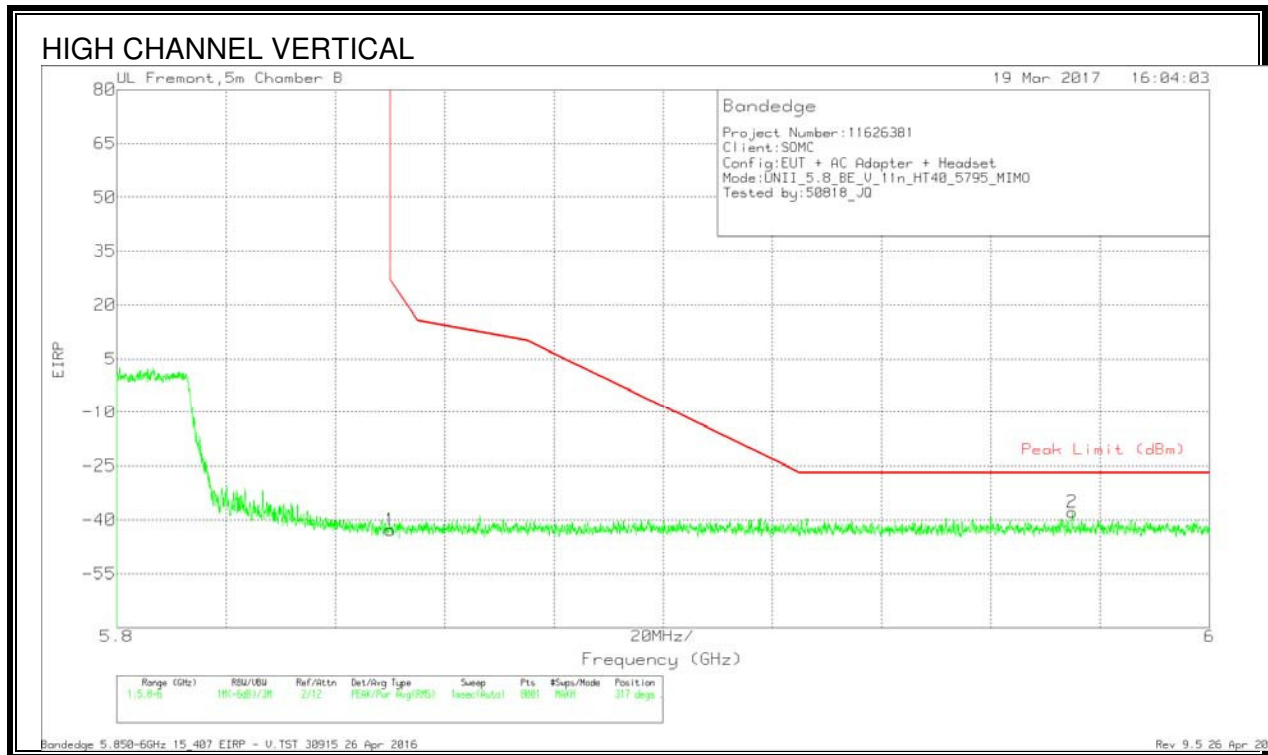
AUTHORIZED BANDEDGE (HIGH CHANNEL)



Trace Markers

Marker	Frequency (GHz)	Meter Reading (dBm)	Det	AF T345 (dB/m)	Amp/Cbl/Filtr/Pad (dB)	Conversion Factor (dB)	Corrected Reading EIRP	Peak Limit (dBm)	PK Margin (dB)	Azimuth (Degs)	Height (cm)	Polarity
1	5.85	-67.88	Pk	35.2	-19.7	11.8	-40.58	26.94	-67.52	41	328	H
2	5.957	-65.29	Pk	35.2	-19.2	11.8	-37.49	-27	-10.49	41	328	H

* - indicates frequency in CFR15.205/IC8.10 RSS-Restricted Band
 Pk - Peak detector

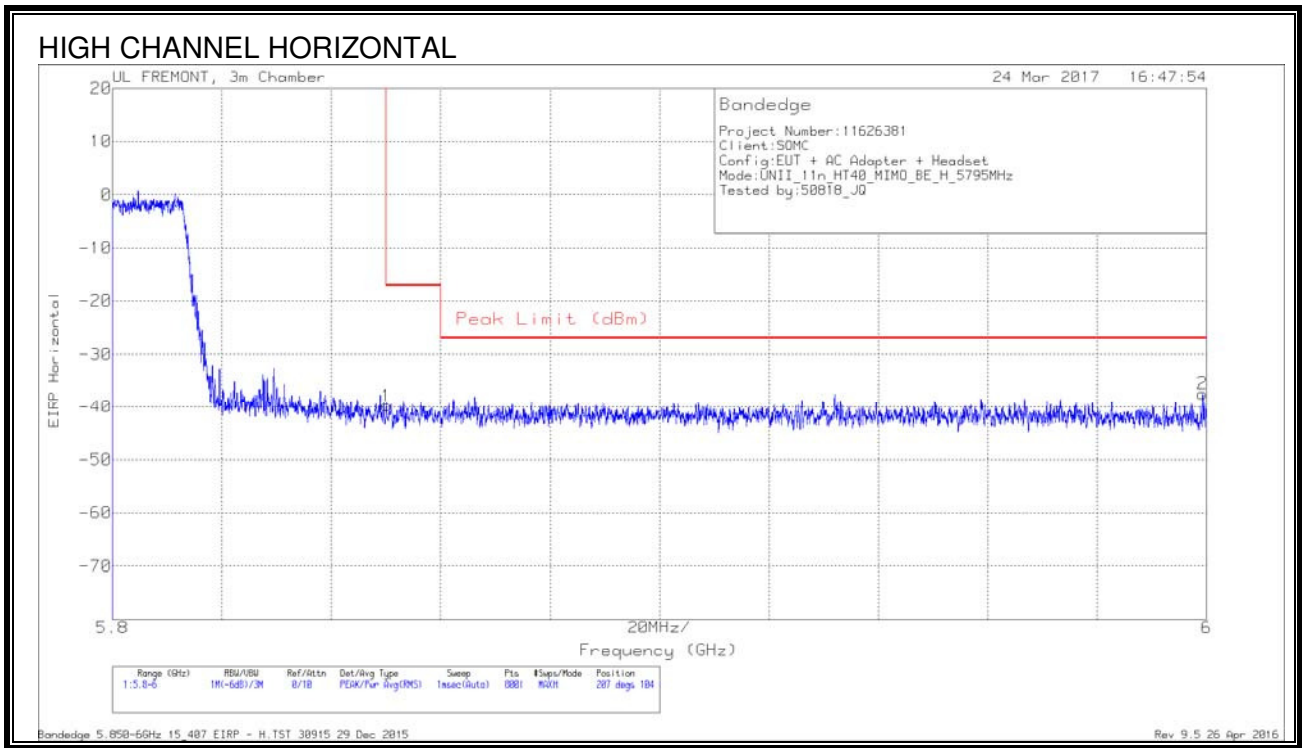


Trace Markers

Marker	Frequency (GHz)	Meter Reading (dBm)	Det	AF T345 (dB/m)	Amp/Cb/Fitr/Pad (dB)	Conversion Factor (dB)	Corrected Reading EIRP	Peak Limit (dBm)	PK Margin (dB)	Azimuth (Degs)	Height (cm)	Polarity
1	5.85	-70.13	Pk	35.2	-19.7	11.8	-42.83	26.94	-69.77	317	368	V
2	5.975	-65.71	Pk	35.2	-19.2	11.8	-37.91	-27	-10.91	317	368	V

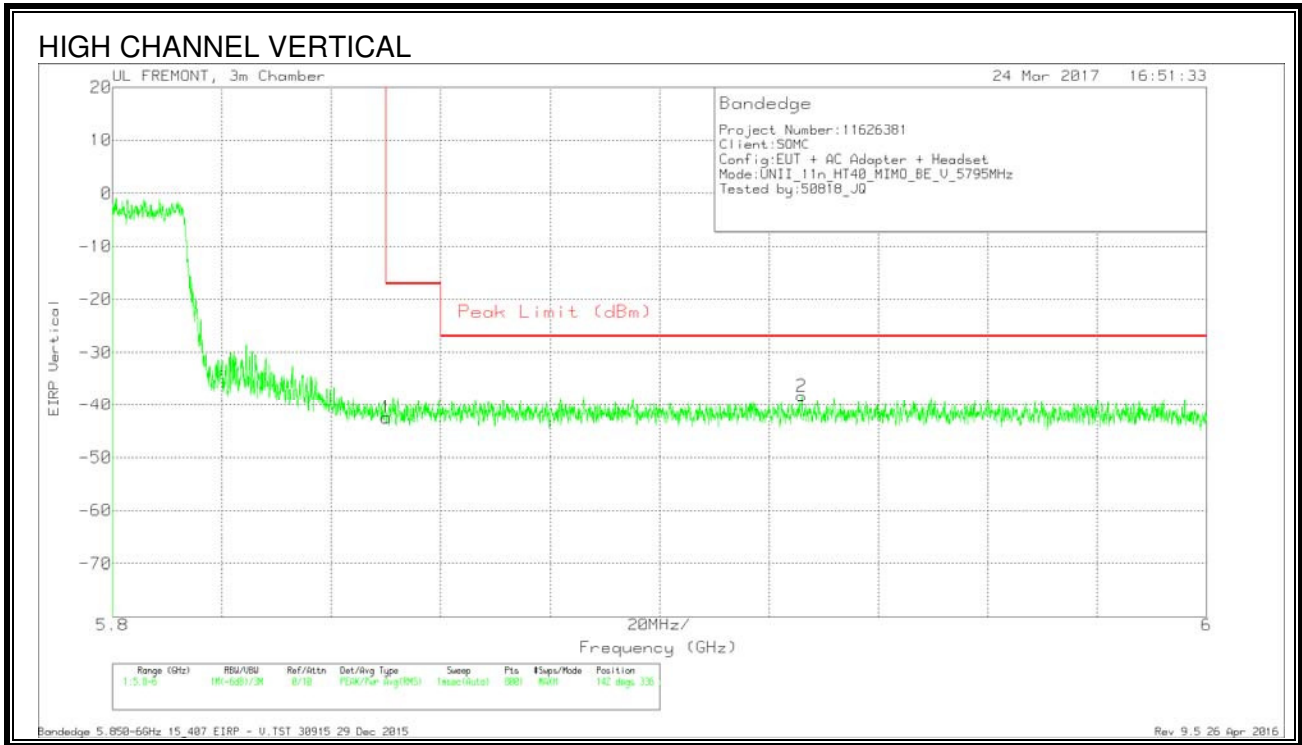
* - indicates frequency in CFR15.205/IC8.10 RSS-Restricted Band
 Pk - Peak detector

IC



Marker	Frequency (GHz)	Meter Reading (dBm)	Det	AF T712 (dB/m)	Amp/Cb/Fitr/Pad (dB)	Conversion Factor (dB)	Corrected Reading EIRP	Peak Limit (dBm)	PK Margin (dB)	Azimuth (Degs)	Height (cm)	Polarity
1	5.85	-68.3	Pk	34.8	-18.1	11.8	-39.8	-17	-22.8	207	104	H
2	5.999	-66.1	Pk	35.1	-18.2	11.8	-37.4	-27	-10.4	207	104	H

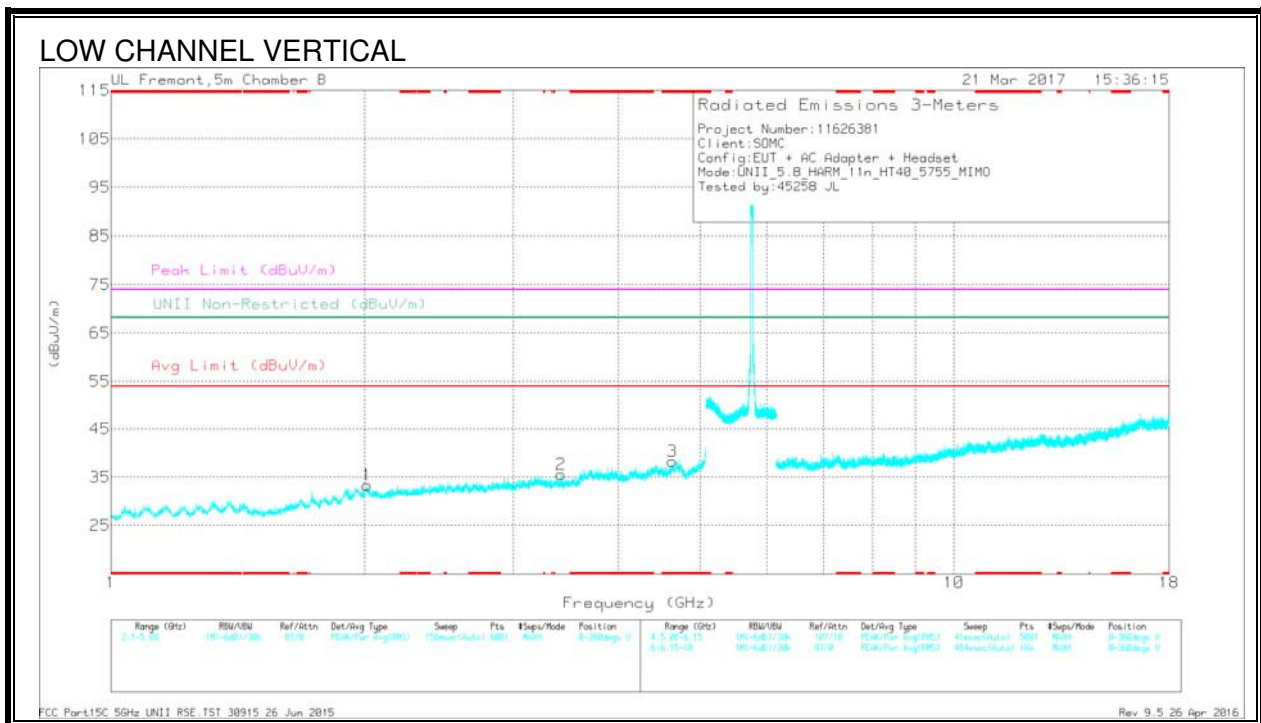
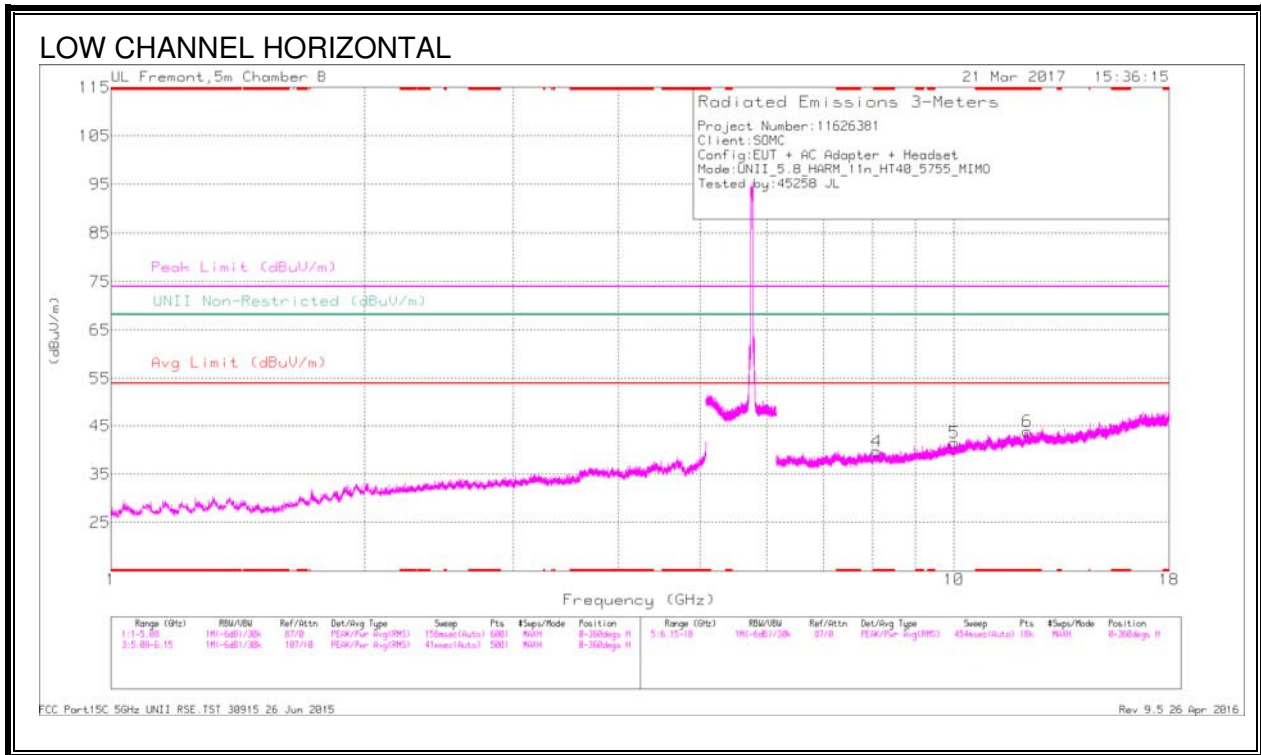
Pk - Peak detector



Marker	Frequency (GHz)	Meter Reading (dBm)	Det	AF T712 (dB/m)	Amp/Cbl/Fitr/Pad (dB)	Conversion Factor (dB)	Corrected Reading EIRP	Peak Limit (dBm)	PK Margin (dB)	Azimuth (Degs)	Height (cm)	Polarity
1	5.85	-70.98	Pk	34.8	-18.1	11.8	-42.48	-17	-25.48	142	336	V
2	5.926	-67.11	Pk	35	-18	11.8	-38.31	-27	-11.31	142	336	V

Pk - Peak detector

HARMONICS AND SPURIOUS EMISSIONS



Trace Markers

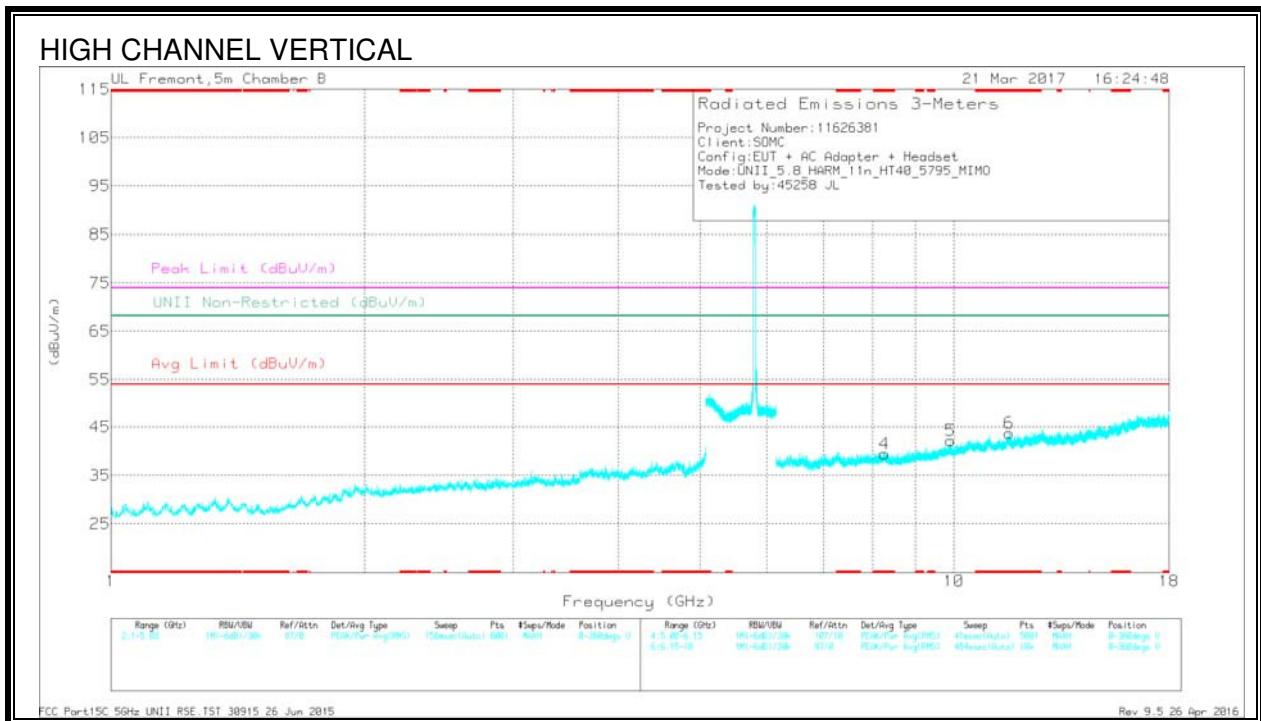
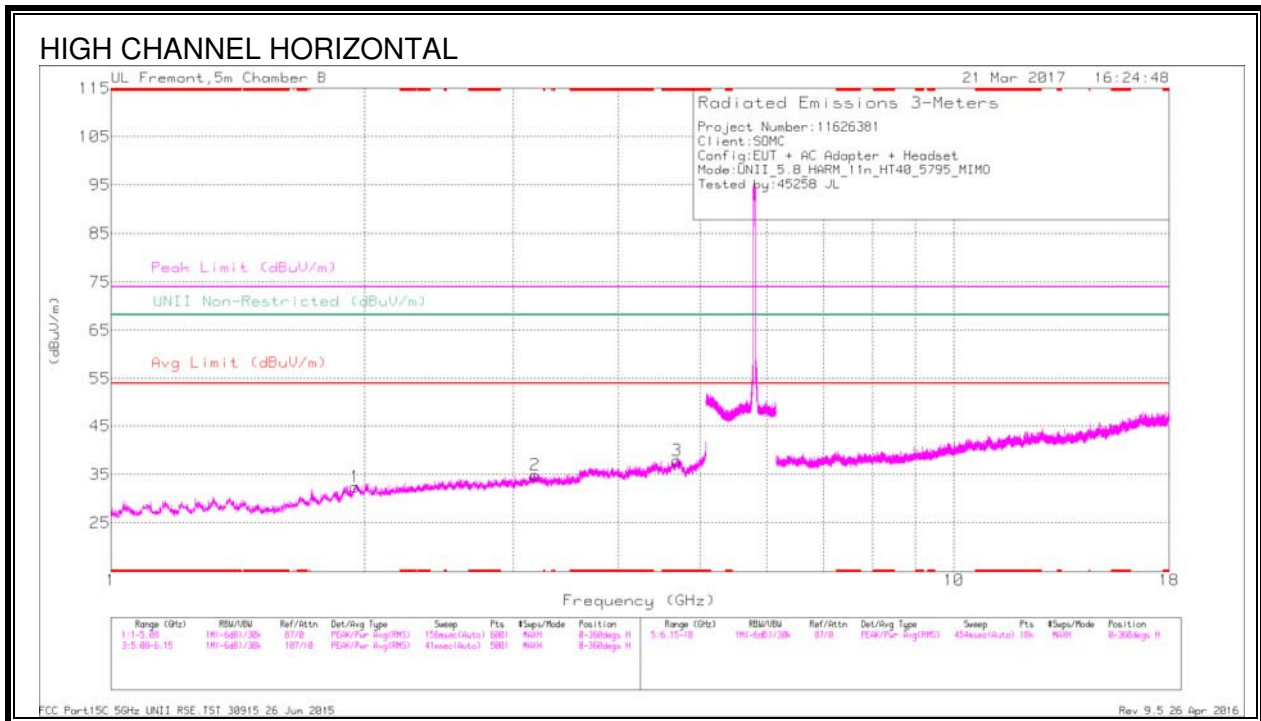
Marker	Frequency (GHz)	Meter Reading (dBuV)	Det	AF T345 (dB/m)	Amp/CM/FT/Pad (dB)	DC Corr (dB)	Corrected Reading (dBuV/m)	Avg Limit (dBuV/m)	Margin (dB)	Peak Limit (dBuV/m)	PK Margin (dB)	UNII Non-Restricted (dBuV/m)	PK Margin (dB)	Azimuth (Degs)	Height (cm)	Polarity
3	* 4.638	32.82	Pk	34.1	-28.6	0	38.32	-	-	74	-35.68	-	-	0-360	98	V
4	* 8.097	30.2	Pk	35.8	-26.3	0	39.7	-	-	74	-34.3	-	-	0-360	201	H
6	* 12.221	27.5	Pk	39.1	-22.7	0	43.9	-	-	74	-30.1	-	-	0-360	98	H
1	2.013	34.18	Pk	31.5	-32.3	0	33.38	-	-	-	-	68.2	-34.82	0-360	198	V
2	3.421	34.26	Pk	32.8	-31.5	0	35.56	-	-	-	-	68.2	-32.64	0-360	198	V
5	10.018	28.6	Pk	37.4	-24.4	0	41.6	-	-	-	-	68.2	-26.6	0-360	201	H

* - indicates frequency in CFR15.205/IC8.10 RSS-Restricted Band
 Pk - Peak detector

Radiated Emissions

Frequency (GHz)	Meter Reading (dBuV)	Det	AF T345 (dB/m)	Amp/CM/FT/Pad (dB)	DC Corr (dB)	Corrected Reading (dBuV/m)	Avg Limit (dBuV/m)	Margin (dB)	Peak Limit (dBuV/m)	PK Margin (dB)	UNII Non-Restricted (dBuV/m)	PK Margin (dB)	Azimuth (Degs)	Height (cm)	Polarity
* 4.638	37.47	PK-U	34.1	-28.6	0	42.97	-	-	74	-31.03	-	-	155	237	V
* 4.638	27.56	ADR	34.1	-28.6	22	33.28	54	-20.72	-	-	-	-	155	237	V
* 8.096	35.26	PK-U	35.8	-26.3	0	44.76	-	-	74	-29.24	-	-	84	316	H
* 8.098	25.26	ADR	35.8	-26.3	22	34.98	54	-19.02	-	-	-	-	84	316	H
* 12.221	32.1	PK-U	39.1	-22.7	0	48.5	-	-	74	-25.5	-	-	102	284	H
* 12.222	22.44	ADR	39.1	-22.7	22	39.06	54	-14.94	-	-	-	-	102	284	H
2.013	39.39	PK-U	31.5	-32.3	0	38.59	-	-	-	-	68.2	-29.61	329	153	V
3.422	39.76	PK-U	32.8	-31.5	0	41.06	-	-	-	-	68.2	-27.14	293	202	V
10.017	32.99	PK-U	37.4	-24.4	0	45.99	-	-	-	-	68.2	-22.21	204	180	H

* - indicates frequency in CFR15.205/IC8.10 RSS-Restricted Band
 PK-U - U-NII: Maximum Peak
 ADR - U-NII AD primary method, RMS average



Trace Markers

Marker	Frequency (GHz)	Meter Reading (dBuV)	Det	AF T345 (dB/m)	Amp/CM/FT/Pad (dB)	DC Corr (dB)	Corrected Reading (dBuV/m)	Avg Limit (dBuV/m)	Margin (dB)	Peak Limit (dBuV/m)	PK Margin (dB)	UNII Non-Restricted (dBuV/m)	PK Margin (dB)	Asimuth (Degs)	Height (cm)	Polarity
3	* 4.691	33.08	Pk	34.1	-29.3	0	37.88	-	-	74	-36.12	-	-	0-360	99	H
4	* 8.271	29.56	Pk	35.8	-25.9	0	39.46	-	-	74	-34.54	-	-	0-360	98	V
6	* 11.624	27.5	Pk	38.5	-22.3	0	43.7	-	-	74	-30.3	-	-	0-360	98	V
1	1.947	33.36	Pk	31.2	-32.1	0	32.46	-	-	-	-	68.2	-35.74	0-360	244	H
2	3.186	32.83	Pk	33	-30.9	0	34.93	-	-	-	-	68.2	-33.27	0-360	244	H
5	9.917	28.93	Pk	37.2	-23.9	0	42.23	-	-	-	-	68.2	-25.97	0-360	201	V

* - indicates frequency in CFR15.205/IC8.10 RSS-Restricted Band
 Pk - Peak detector

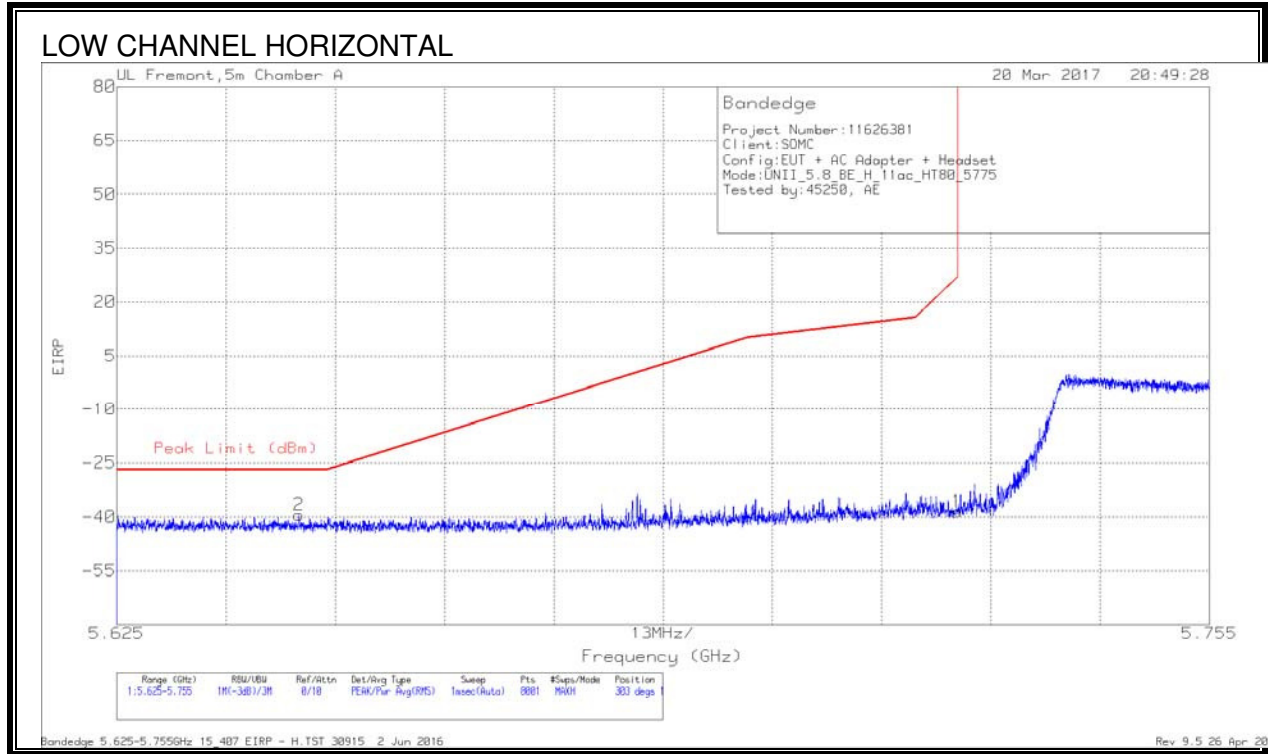
Radiated Emissions

Frequency (GHz)	Meter Reading (dBuV)	Det	AF T345 (dB/m)	Amp/CM/FT/Pad (dB)	DC Corr (dB)	Corrected Reading (dBuV/m)	Avg Limit (dBuV/m)	Margin (dB)	Peak Limit (dBuV/m)	PK Margin (dB)	UNII Non-Restricted (dBuV/m)	PK Margin (dB)	Asimuth (Degs)	Height (cm)	Polarity
* 4.689	39.17	PK-U	34.1	-29.2	0	44.07	-	-	74	-29.93	-	-	173	251	H
* 4.69	29.26	ADR	34.1	-29.2	22	34.38	54	-19.62	-	-	-	-	173	251	H
* 8.272	35.32	PK-U	35.8	-26	0	45.12	-	-	74	-28.88	-	-	162	296	V
* 8.27	25.41	ADR	35.8	-25.9	22	35.53	54	-18.47	-	-	-	-	162	296	V
* 11.623	32.62	PK-U	38.5	-22.3	0	48.82	-	-	74	-25.18	-	-	293	333	V
* 11.624	22.48	ADR	38.5	-22.3	22	38.9	54	-15.1	-	-	-	-	293	333	V
1.948	40.85	PK-U	31.2	-32.1	0	39.95	-	-	-	-	68.2	-28.25	43	153	H
3.188	38.87	PK-U	33	-30.9	0	40.97	-	-	-	-	68.2	-27.23	80	201	H
9.916	33.79	PK-U	37.2	-23.8	0	47.19	-	-	-	-	68.2	-21.01	125	178	V

* - indicates frequency in CFR15.205/IC8.10 RSS-Restricted Band
 PK-U - U-NII: Maximum Peak
 ADR - U-NII AD primary method, RMS average

10.1.16. 11ac HT80 2TX CDD MIMO MODE IN THE 5.8GHz BAND

RESTRICTED BANDEDGE (LOW CHANNEL)

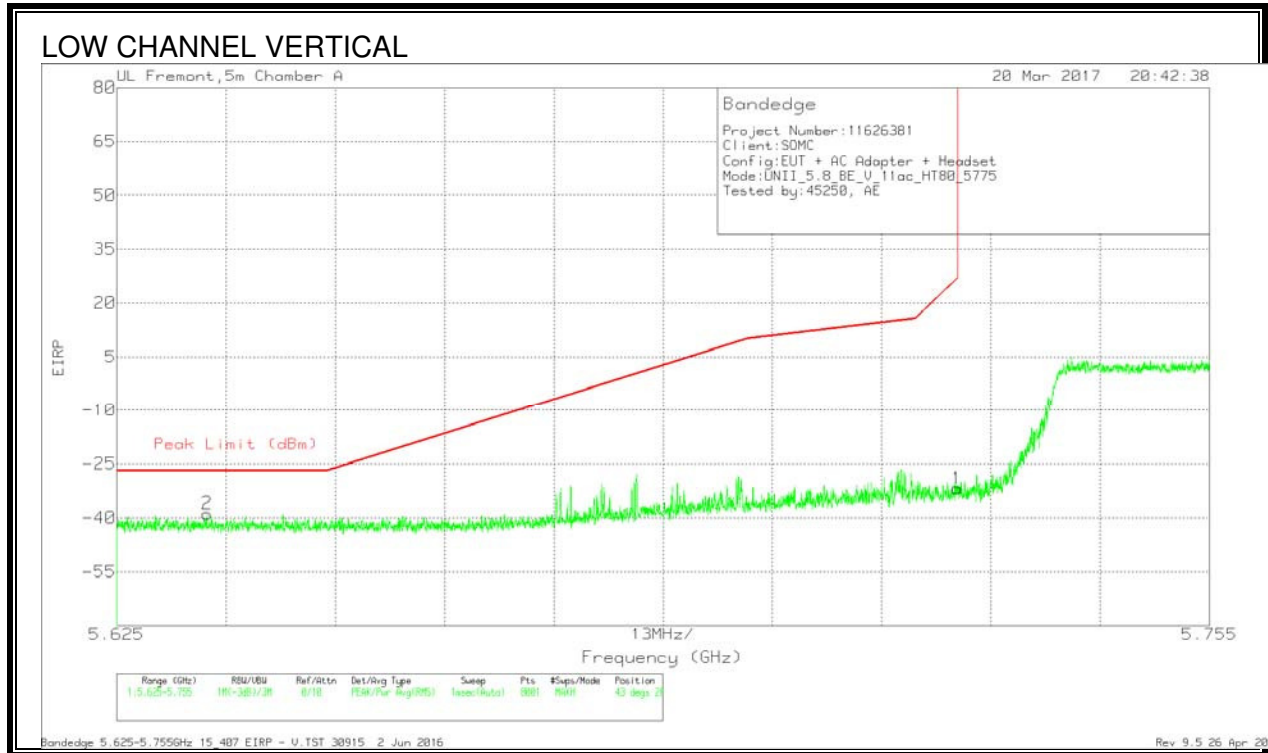


Trace Markers

Marker	Frequency (GHz)	Meter Reading (dBm)	Det	AF T711 (dB/m)	Amp/Cpl/Filtr/Pad (dB)	Conversion Factor (dB)	Corrected Reading EIRP	Peak Limit (dBm)	PK Margin (dB)	Azimuth (Degs)	Height (cm)	Polarity
2	5.647	-67.02	Pk	34.7	-19	11.8	-39.52	-27	-12.52	303	124	H
1	5.725	-66.18	Pk	34.8	-19	11.8	-38.58	26.97	-65.55	303	124	H

* - indicates frequency in CFR15.205/IC8.10 RSS-Restricted Band

Pk - Peak detector

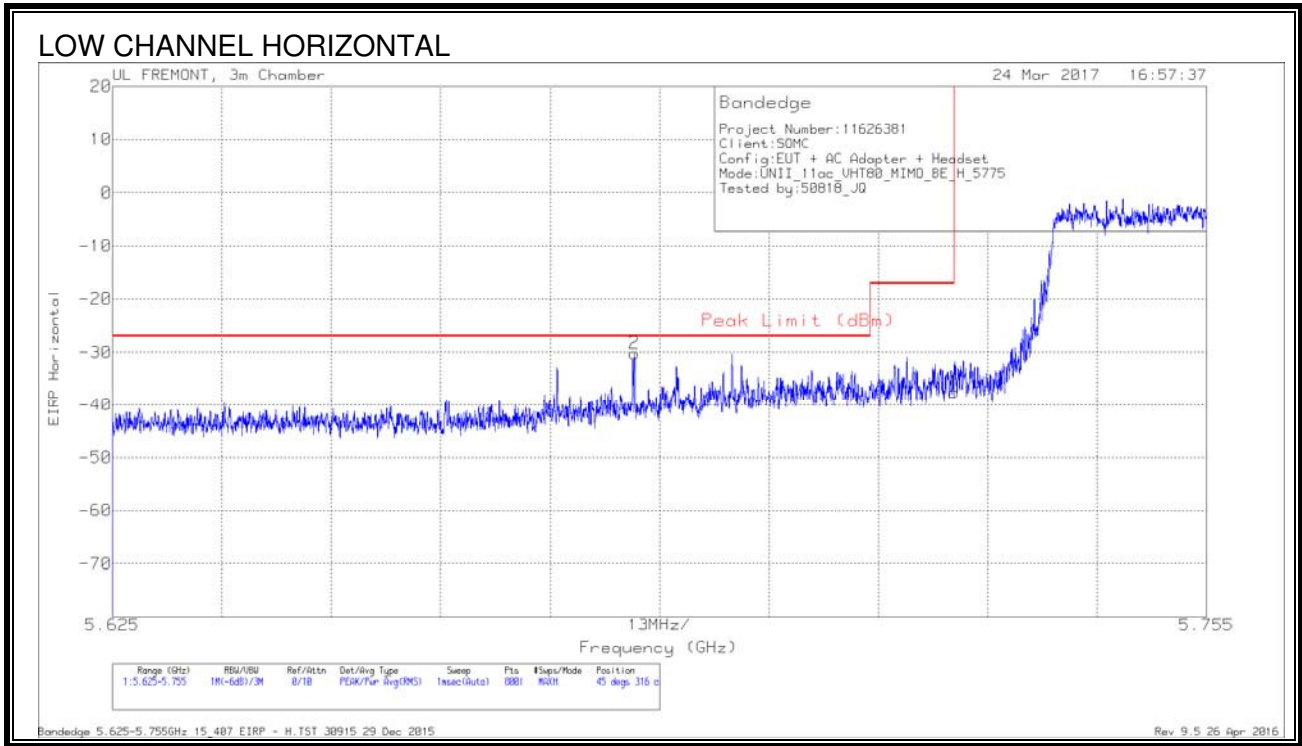


Trace Markers

Marker	Frequency (GHz)	Meter Reading (dBm)	Det	AF T711 (dB/m)	Amp/Cb1/Fitr/Pad (dB)	Conversion Factor (dB)	Corrected Reading EIRP	Peak Limit (dBm)	PK Margin (dB)	Azimuth (Degs)	Height (cm)	Polarity
2	5.636	-66.39	Pk	34.7	-19	11.8	-38.89	-27	-11.89	43	268	V
1	5.725	-59.49	Pk	34.8	-19	11.8	-31.89	26.97	-58.86	43	268	V

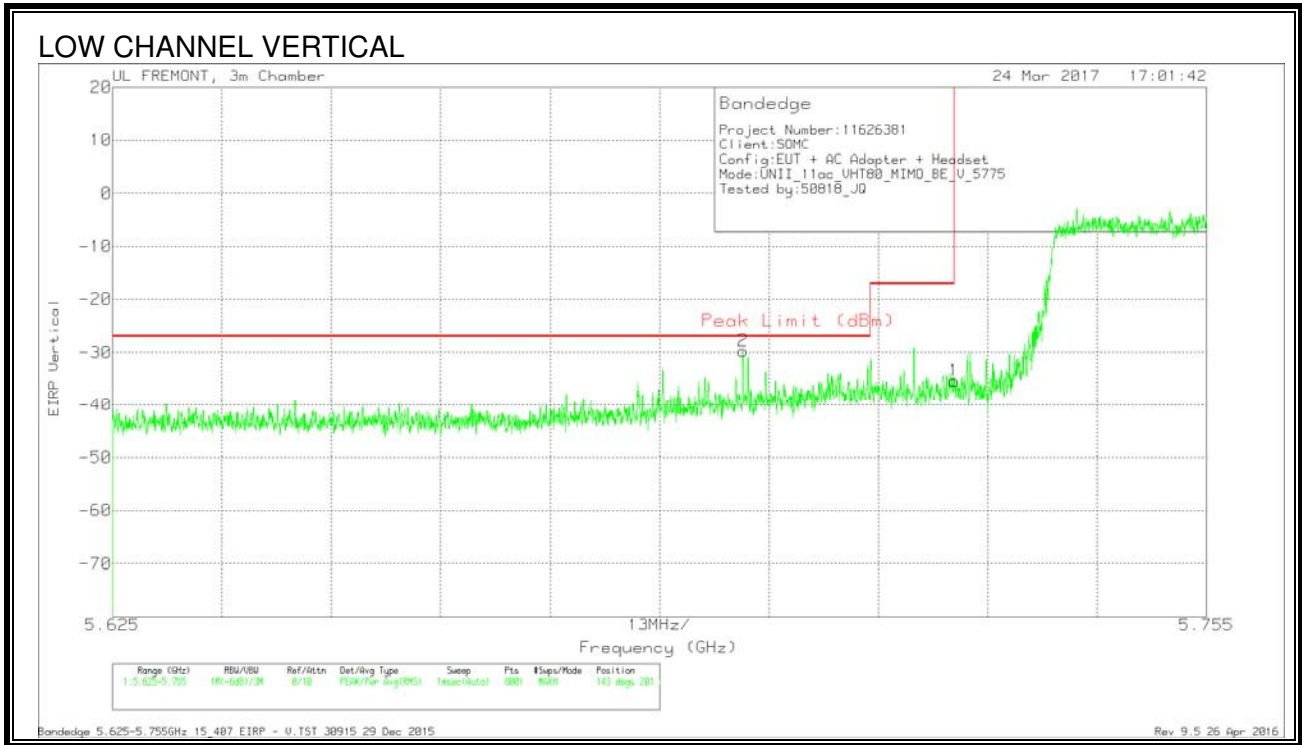
* - indicates frequency in CFR15.205/IC8.10 RSS-Restricted Band
 Pk - Peak detector

IC



Marker	Frequency (GHz)	Meter Reading (dBm)	Det	AF T712 (dB/m)	Amp/Cb/Fitr/Pad (dB)	Conversion Factor (dB)	Corrected Reading EIRP	Peak Limit (dBm)	PK Margin (dB)	Azimuth (Degs)	Height (cm)	Polarity
2	5.687	-58.14	Pk	34.7	-18.6	11.8	-30.24	-27	-3.24	45	316	H
1	5.725	-65.51	Pk	34.7	-18.5	11.8	-37.51	-17	-20.51	45	316	H

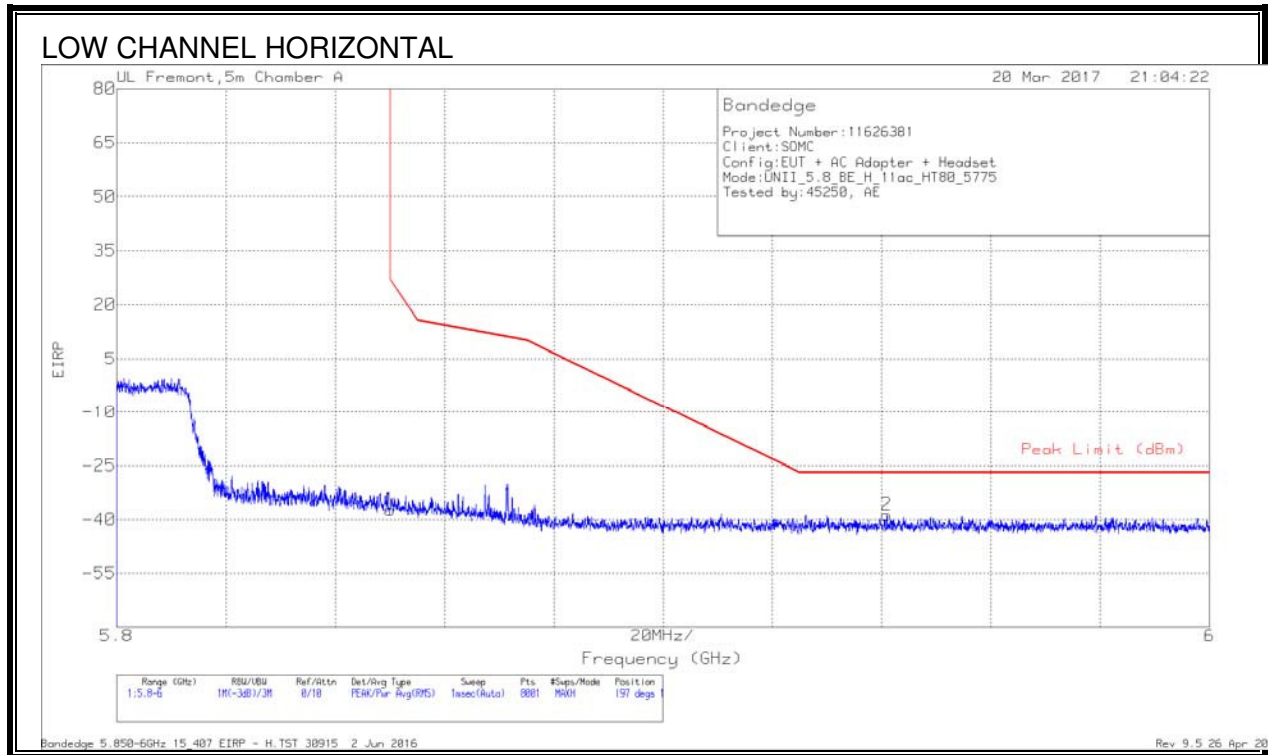
Pk - Peak detector



Marker	Frequency (GHz)	Meter Reading (dBm)	Det	AF T712 (dB/m)	Amp/Cb/Fitr/Pad (dB)	Conversion Factor (dB)	Corrected Reading EIRP	Peak Limit (dBm)	PK Margin (dB)	Azimuth (Degs)	Height (cm)	Polarity
2	5.7	-57.6	Pk	34.7	-18.6	11.8	-29.7	-27	-2.7	143	201	V
1	5.725	-63.36	Pk	34.7	-18.5	11.8	-35.36	-17	-18.36	143	201	V

Pk - Peak detector

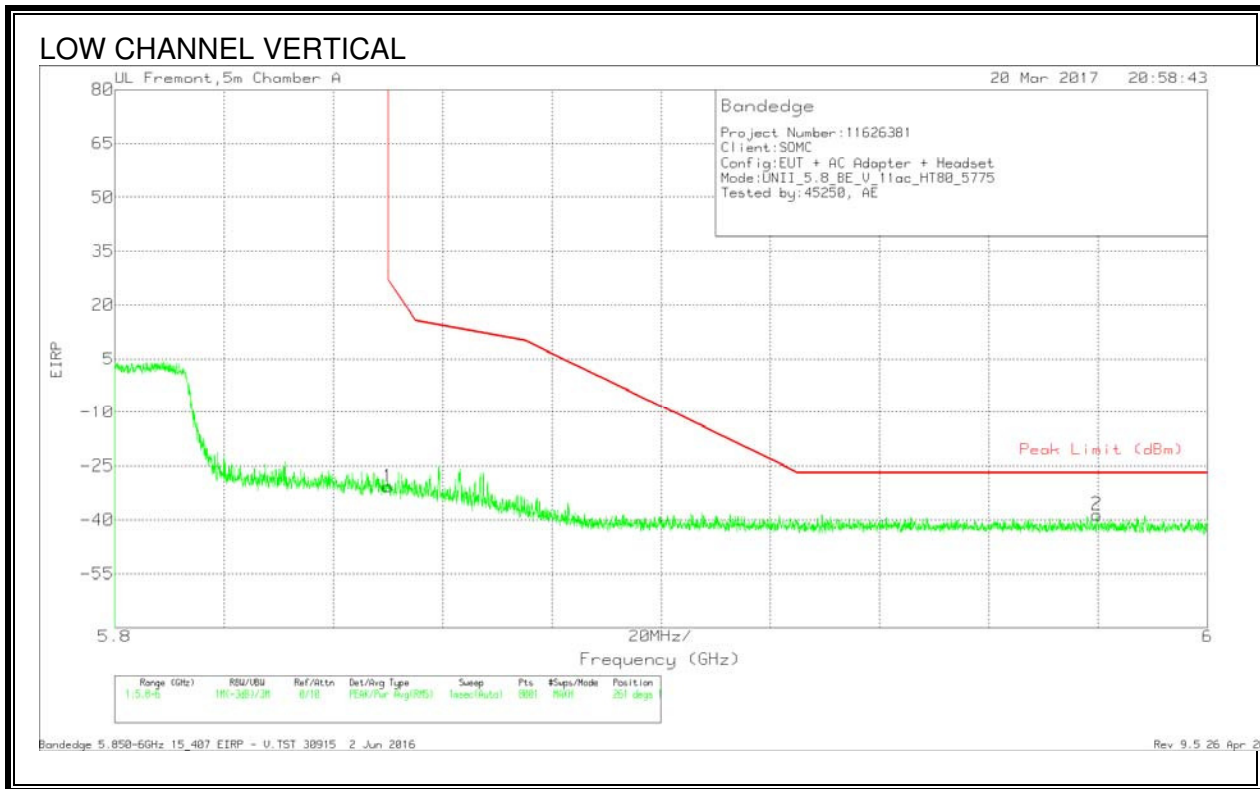
AUTHORIZED BANDEDGE (HIGH CHANNEL)



Trace Markers

Marker	Frequency (GHz)	Meter Reading (dBm)	Det	AF T711 (dB/m)	Amp/Cbl/Filtr/Pad (dB)	Conversion Factor (dB)	Corrected Reading EIRP	Peak Limit (dBm)	PK Margin (dB)	Azimuth (Degs)	Height (cm)	Polarity
1	5.85	-65.06	Pk	34.8	-18.8	11.8	-37.26	26.94	-64.2	197	110	H
2	5.941	-67.02	Pk	35.1	-18.6	11.8	-38.72	-27	-11.72	197	110	H

* - indicates frequency in CFR15.205/IC8.10 RSS-Restricted Band
 Pk - Peak detector



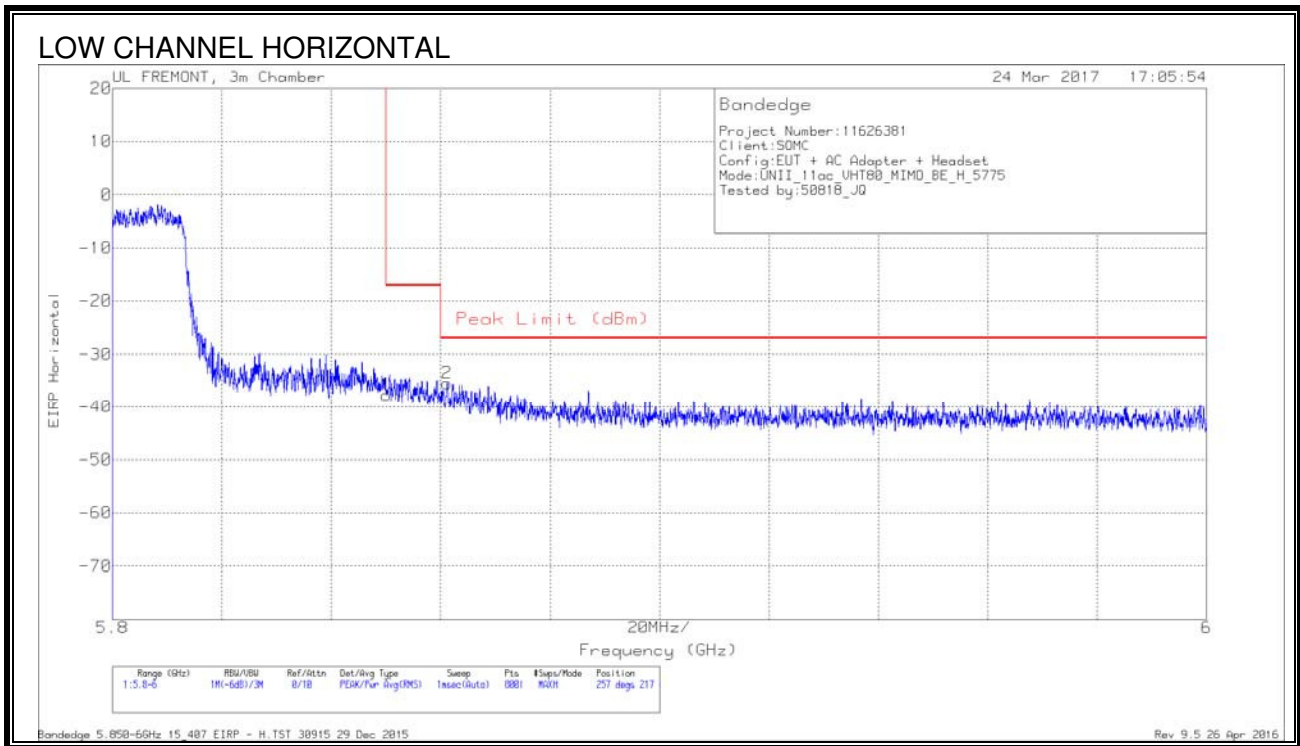
Trace Markers

Marker	Frequency (GHz)	Meter Reading (dBm)	Det	AF T711 (dB/m)	Amp/Cb1/Fitr/Pad (dB)	Conversion Factor (dB)	Corrected Reading EIRP	Peak Limit (dBm)	PK Margin (dB)	Azimuth (Degs)	Height (cm)	Polarity
1	5.85	-58.56	Pk	34.8	-18.8	11.8	-30.76	26.94	-57.7	261	106	V
2	5.98	-67.02	Pk	35.2	-18.5	11.8	-38.52	-27	-11.52	261	106	V

* - indicates frequency in CFR15.205/IC8.10 RSS-Restricted Band

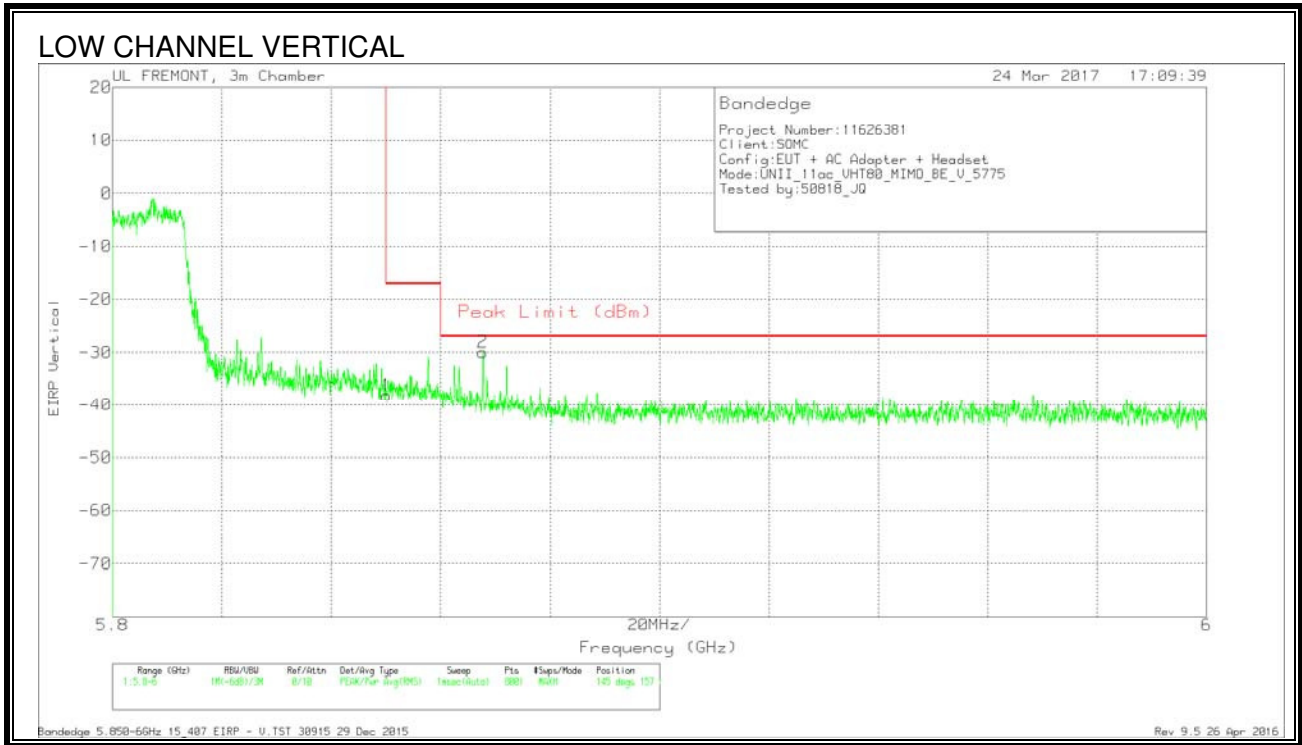
Pk - Peak detector

IC



Marker	Frequency (GHz)	Meter Reading (dBm)	Det	AF T712 (dB/m)	Amp/Cb/Fitr/Pad (dB)	Conversion Factor (dB)	Corrected Reading EIRP	Peak Limit (dBm)	PK Margin (dB)	Azimuth (Degs)	Height (cm)	Polarity
1	5.85	-66.15	Pk	34.8	-18.1	11.8	-37.65	-17	-20.65	257	217	H
2	5.861	-64.3	Pk	34.9	-17.9	11.8	-35.5	-27	-8.5	257	217	H

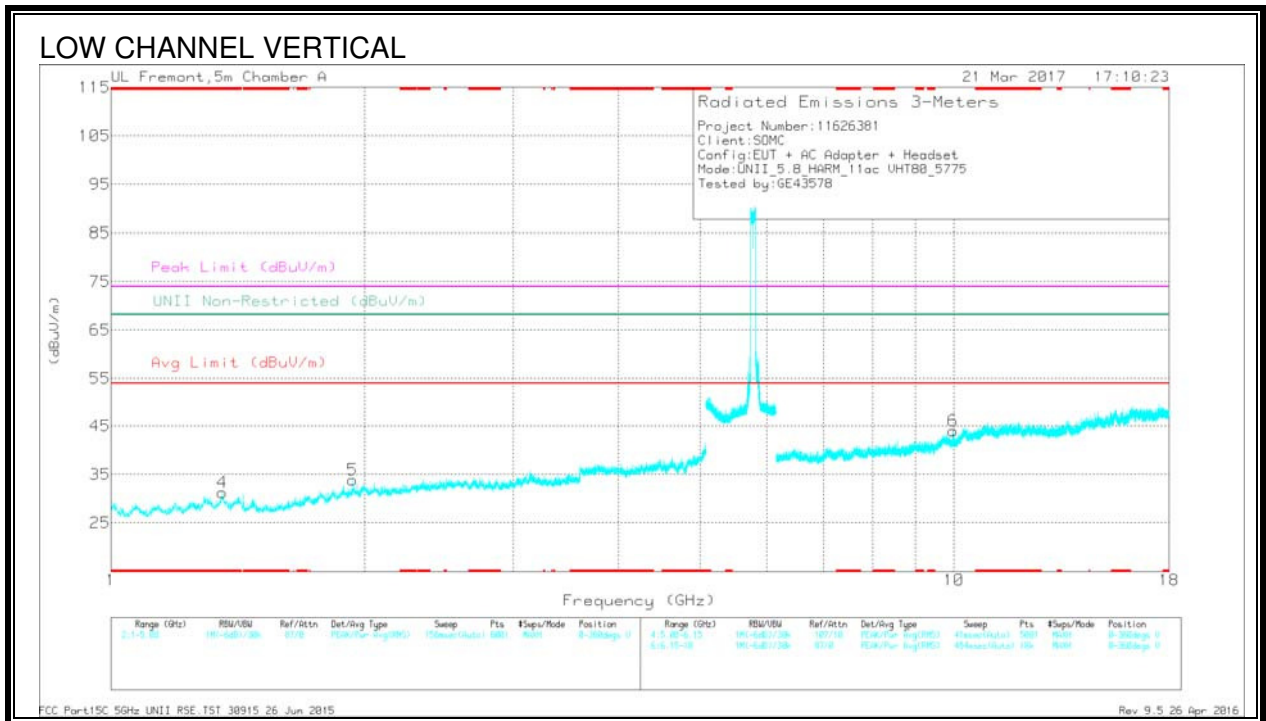
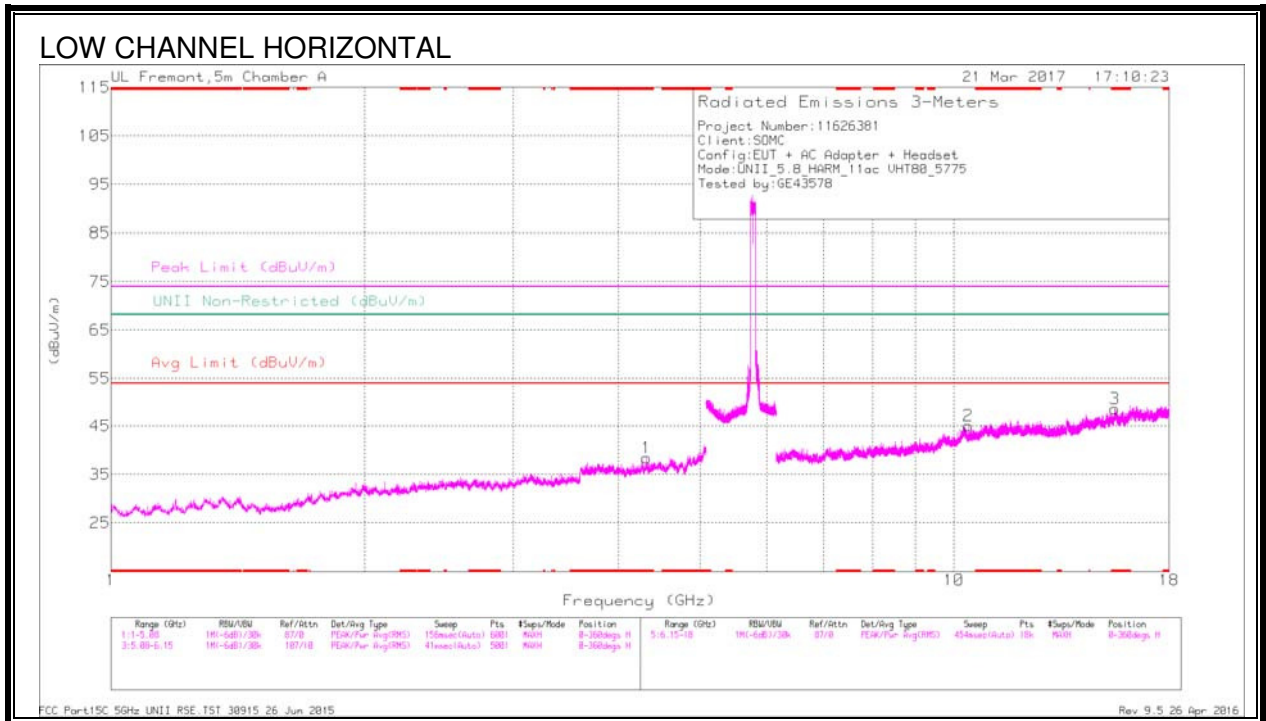
Pk - Peak detector



Marker	Frequency (GHz)	Meter Reading (dBm)	Det	AF T712 (dB/m)	Amp/Cb1/Fitr/Pad (dB)	Conversion Factor (dB)	Corrected Reading EIRP	Peak Limit (dBm)	PK Margin (dB)	Azimuth (Degs)	Height (cm)	Polarity
1	5.85	-66.67	Pk	34.8	-18.1	11.8	-38.17	-17	-21.17	145	157	V
2	5.868	-58.76	Pk	34.9	-17.9	11.8	-29.96	-27	-2.96	145	157	V

Pk - Peak detector

HARMONICS AND SPURIOUS EMISSIONS



Trace Markers

Marker	Frequency (GHz)	Meter Reading (dBuV)	Det	AF 1711 (dB/m)	Amp/CM/FT/Pad (dB)	DC Corr (dB)	Corrected Reading (dBuV/m)	Avg Limit (dBuV/m)	Margin (dB)	Peak Limit (dBuV/m)	PK Margin (dB)	UNII Non-Restricted (dBuV/m)	PK Margin (dB)	Azimuth (Degs)	Height (cm)	Polarity
1	* 4.318	34	Pk	33.4	-29	0	38.4	-	-	74	-35.6	-	-	0-360	101	H
4	* 1.356	35.31	Pk	29.4	-33.4	0	31.31	-	-	74	-42.69	-	-	0-360	199	V
3	* 15.517	27.07	Pk	40.3	-18.8	0	48.57	-	-	74	-25.43	-	-	0-360	199	H
5	1.934	35.83	Pk	31.4	-33.4	0	33.83	-	-	-	-	68.2	-34.37	0-360	199	V
6	9.977	28.27	Pk	36.9	-21.2	0	43.97	-	-	-	-	68.2	-24.23	0-360	101	V
2	10.399	28.36	Pk	37.5	-20.8	0	45.06	-	-	-	-	68.2	-23.14	0-360	199	H

* - indicates frequency in CFR15.205/IC8.10 RSS-Restricted Band
 Pk - Peak detector

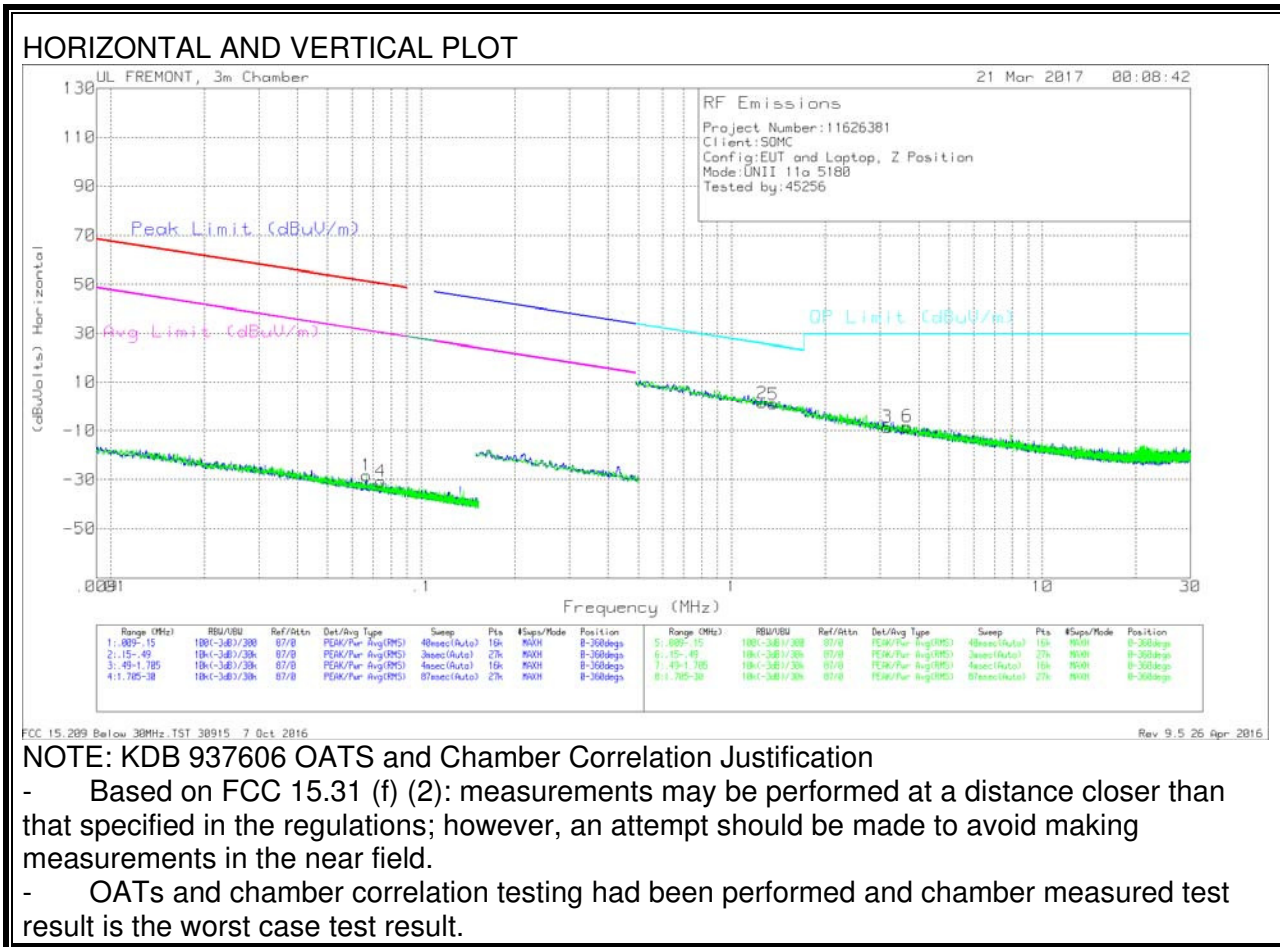
Radiated Emissions

Frequency (GHz)	Meter Reading (dBuV)	Det	AF 1711 (dB/m)	Amp/CM/FT/Pad (dB)	DC Corr (dB)	Corrected Reading (dBuV/m)	Avg Limit (dBuV/m)	Margin (dB)	Peak Limit (dBuV/m)	PK Margin (dB)	UNII Non-Restricted (dBuV/m)	PK Margin (dB)	Azimuth (Degs)	Height (cm)	Polarity
* 4.318	39.24	PK-U	33.4	-29	0	43.64	-	-	74	-30.36	-	-	93	100	H
* 4.319	28.01	ADR	33.4	-29	42	32.83	54	-21.17	-	-	-	-	93	100	H
* 1.355	41.24	PK-U	29.4	-33.4	0	37.24	-	-	74	-36.76	-	-	120	199	V
* 1.356	30.04	ADR	29.4	-33.4	42	26.46	54	-27.54	-	-	-	-	120	199	V
* 15.517	33.25	PK-U	40.3	-18.8	0	54.75	-	-	74	-19.25	-	-	353	199	H
* 15.516	22.15	ADR	40.3	-18.8	42	44.07	54	-9.93	-	-	-	-	353	199	H
1.935	40.9	PK-U	31.4	-33.4	0	38.9	-	-	-	-	68.2	-29.3	51	199	V
9.976	33.83	PK-U	36.9	-21.2	0	49.53	-	-	-	-	68.2	-18.67	114	102	V
10.398	33.29	PK-U	37.5	-20.8	0	49.99	-	-	-	-	68.2	-18.21	285	199	H

* - indicates frequency in CFR15.205/IC8.10 RSS-Restricted Band
 PK-U - U-NII: Maximum Peak
 ADR - U-NII AD primary method, RMS average

10.2. WORST CASE BELOW 30 MHz

SPURIOUS EMISSIONS BELOW 30 MHz (WORST-CASE CONFIGURATION)



DATA

Trace Markers

Marker	Frequency (MHz)	Meter Reading (dBuV)	Det	Loop Antenna (dB/m)	Cbl (dB)	Dist Corr 300m	DC Corr (dB)	Corrected Reading (dBuVolts)	Peak Limit (dBuV/m)	Margin (dB)	Avg Limit (dBuV/m)	Margin (dB)	QP Limit (dBuV/m)	Margin (dB)	Azimuth (Degs)
1	.06669	38.2	Pk	12	1.4	-80	0	-28.4	51.1	-79.5	31.1	-59.5	-	-	0-360
4	.07411	35.86	Pk	11.9	1.4	-80	0	-30.84	50.19	-81.03	30.19	-61.03	-	-	0-360

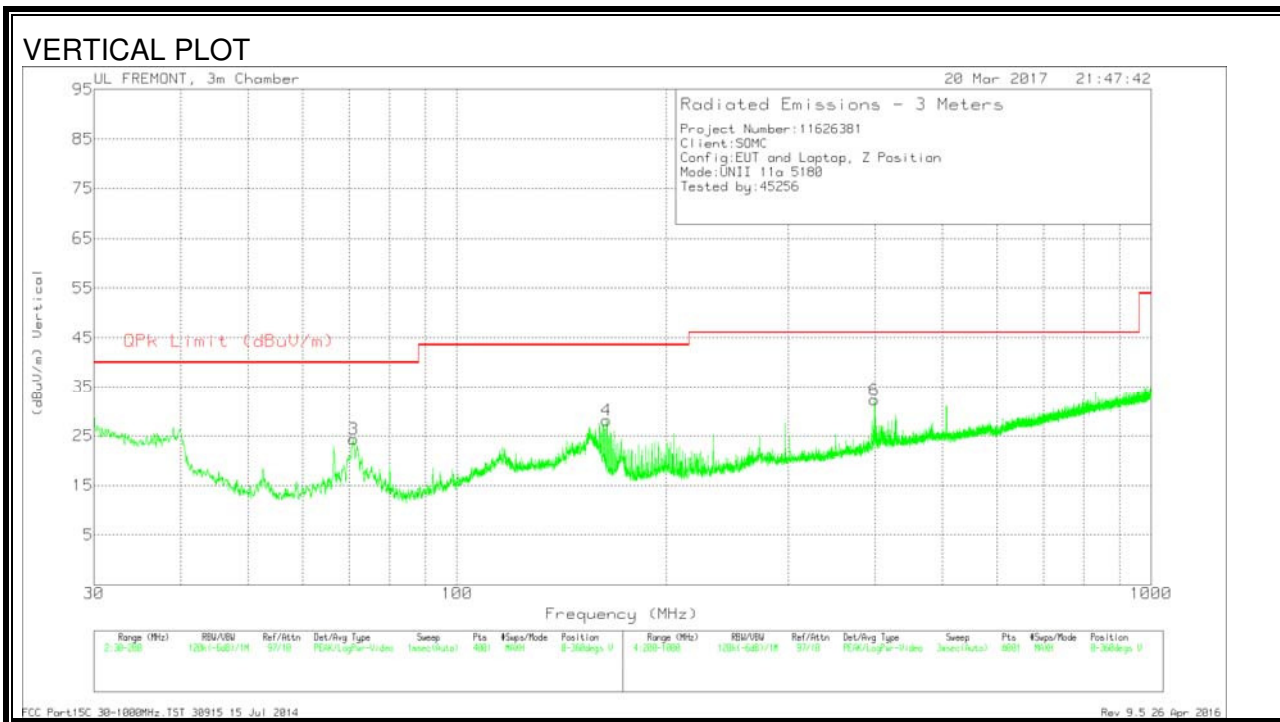
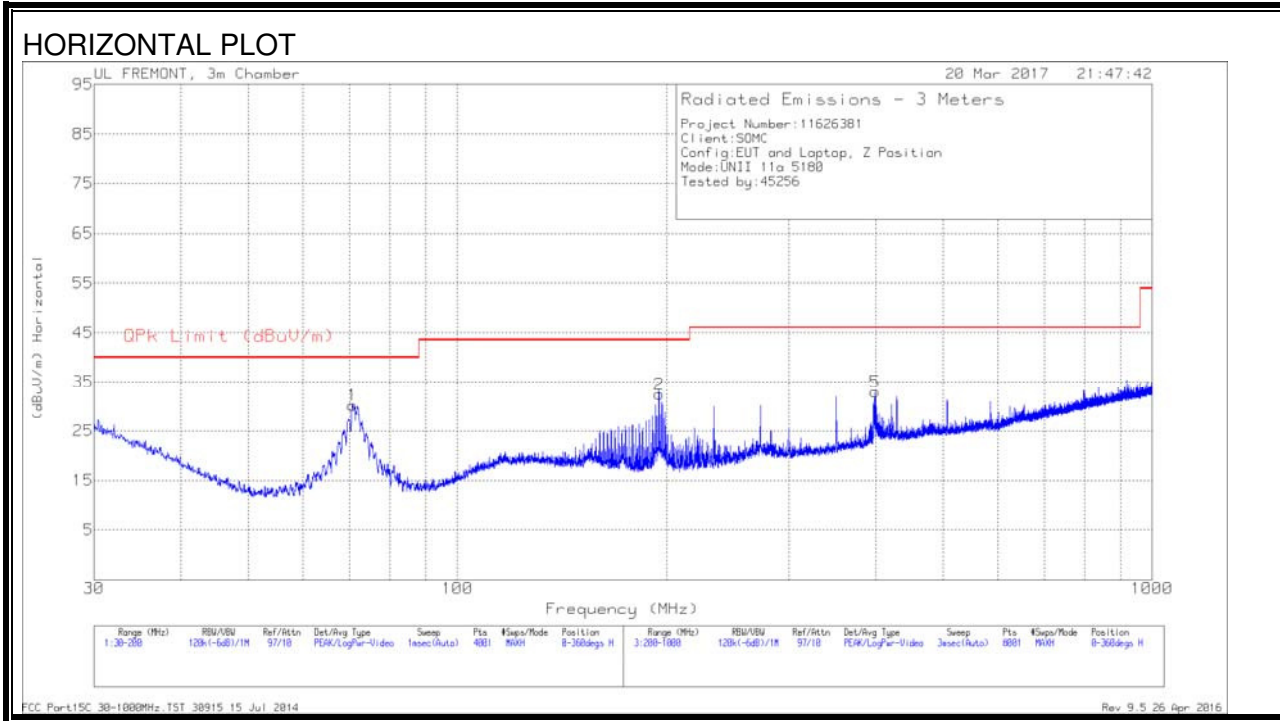
Pk - Peak detector

Marker	Frequency (MHz)	Meter Reading (dBuV)	Det	Loop Antenna (dB/m)	Cbl (dB)	Dist Corr 30m	DC Corr (dB)	Corrected Reading (dBuVolts)	Peak Limit (dBuV/m)	Margin (dB)	Avg Limit (dBuV/m)	Margin (dB)	QP Limit (dBuV/m)	Margin (dB)	Azimuth (Degs)
2	1.25315	28.15	Pk	11.8	1.5	-40	0	1.45	-	-	-	-	25.67	-24.22	0-360
5	1.35948	27.64	Pk	11.8	1.5	-40	0	.94	-	-	-	-	24.96	-24.02	0-360
3	3.15858	17.97	Pk	11.8	1.5	-40	0	-8.73	-	-	-	-	29.5	-38.23	0-360
6	3.67262	18.37	Pk	11.7	1.5	-40	0	-8.43	-	-	-	-	29.5	-37.93	0-360

Pk - Peak detector

10.1. WORST-CASE BELOW 1 GHz

SPURIOUS EMISSIONS 30 TO 1000 MHz (WORST-CASE CONFIGURATION)



DATA

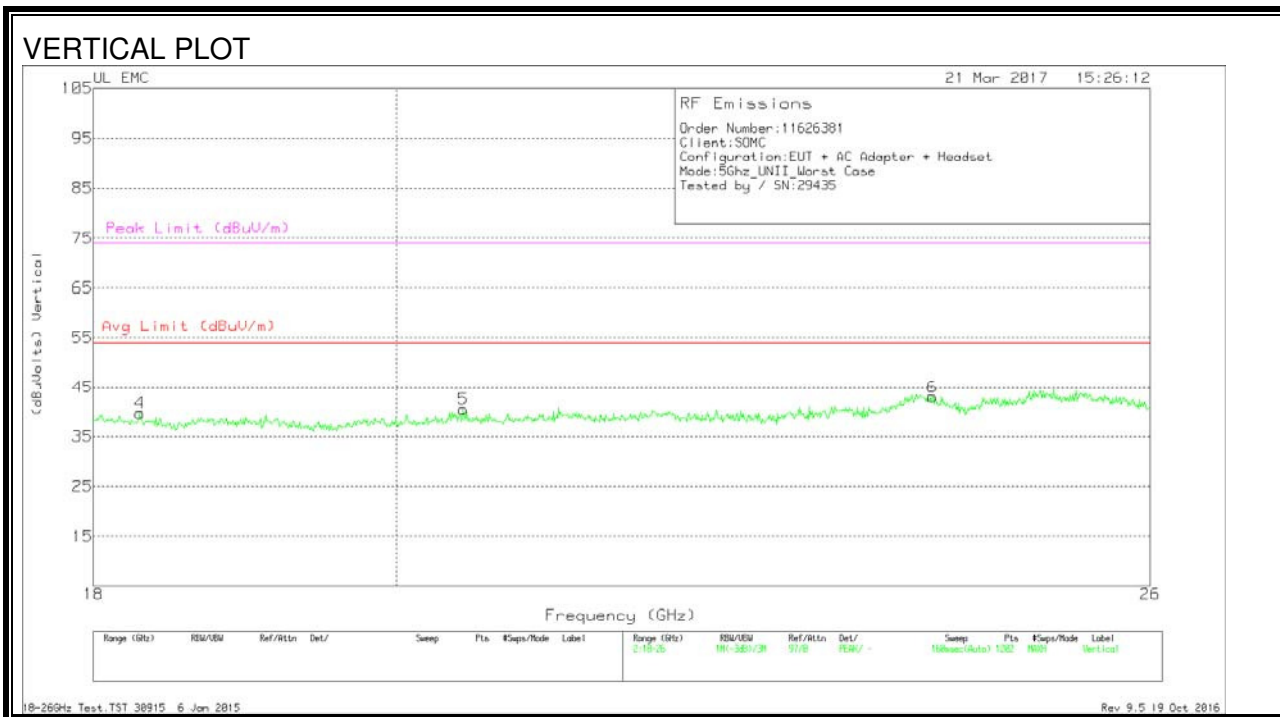
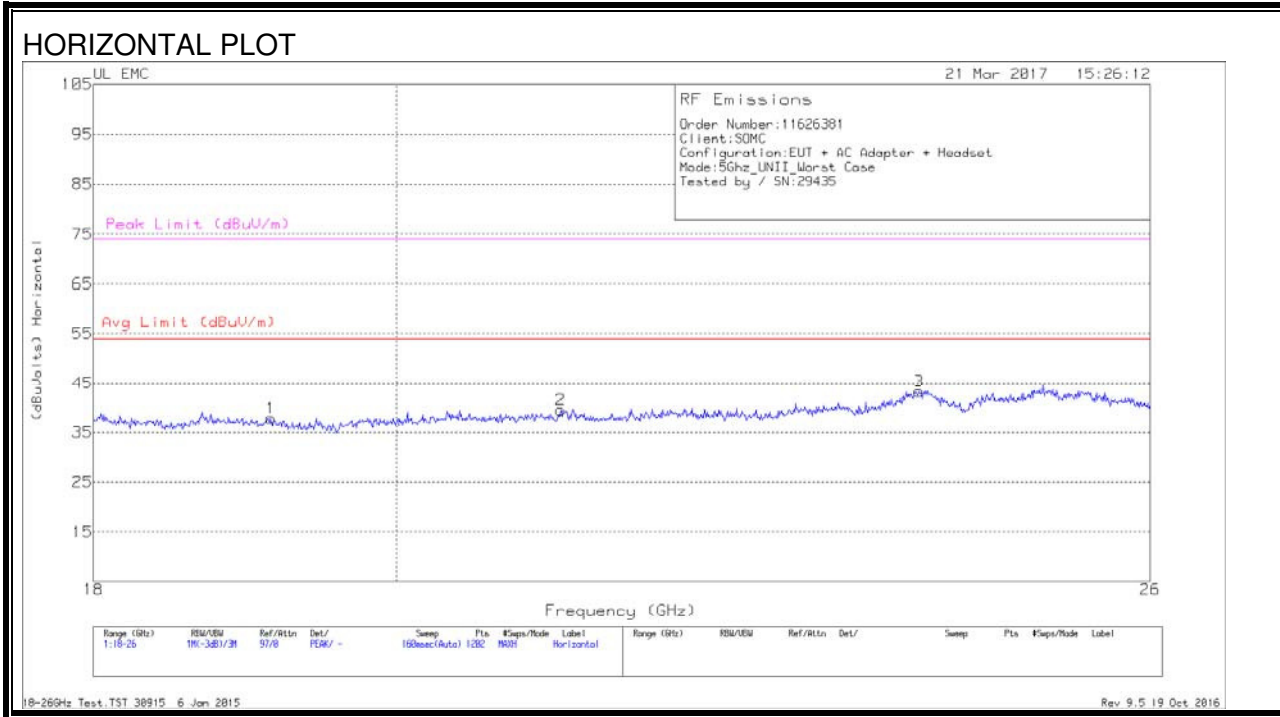
Trace Markers

Marker	Frequency (MHz)	Meter Reading (dBuV)	Det	AF T408 (dB/m)	Amp/Cbl (dB)	DC Corr (dB)	Corrected Reading (dBuV/m)	QPk Limit (dBuV/m)	Margin (dB)	Azimuth (Degs)	Height (cm)	Polarity
1	70.63	44.77	Pk	12.1	-26.7	0	30.17	40	-9.83	0-360	300	H
3	71.0125	38.97	Pk	12.1	-26.7	0	24.37	40	-15.63	0-360	100	V
4	164.3425	37.58	Pk	16.1	-25.5	0	28.18	43.52	-15.34	0-360	100	V
2	195.0275	41.64	Pk	15.9	-25.1	0	32.44	43.52	-11.08	0-360	100	H
6	399.55	37.19	Pk	19.6	-24.5	0	32.29	46.02	-13.73	0-360	300	V
5	399.6	37.82	Pk	19.6	-24.5	0	32.92	46.02	-13.1	0-360	100	H

Pk - Peak detector

10.2. WORST-CASE 18 to 26 GHz

SPURIOUS EMISSIONS 18 TO 26 GHz (WORST-CASE CONFIGURATION, HORIZONTAL & VERTICAL)



DATA

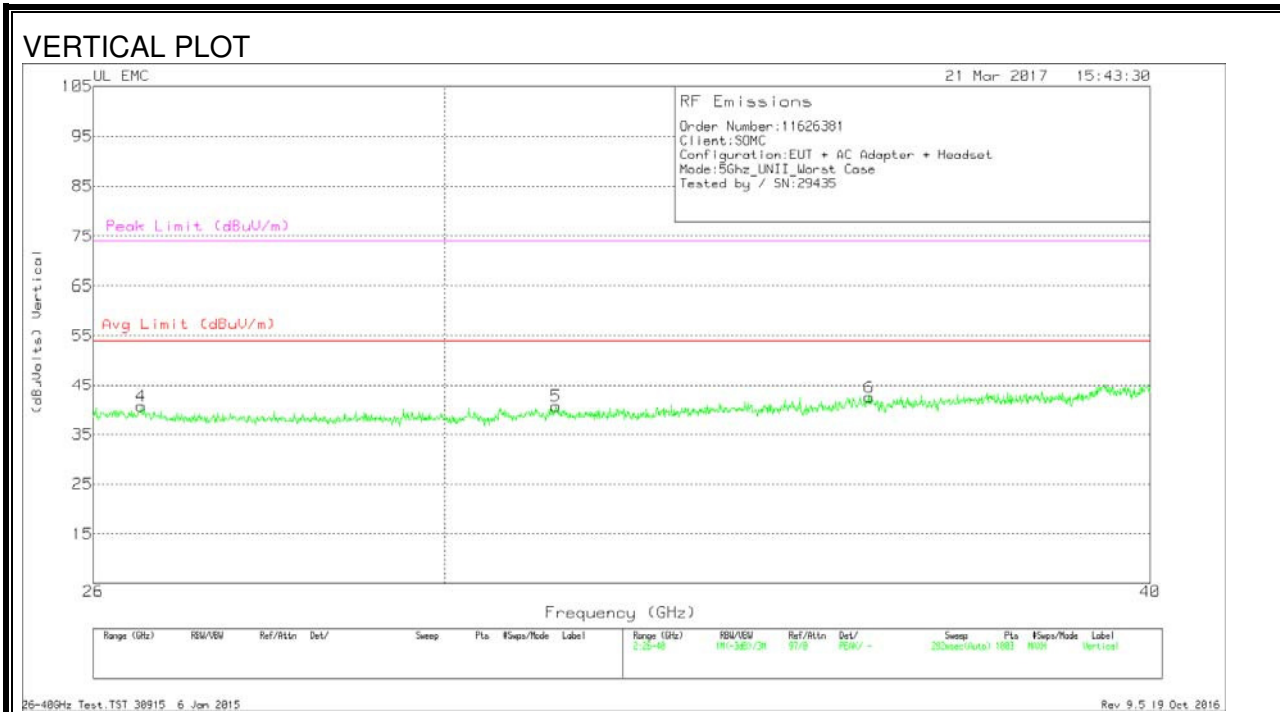
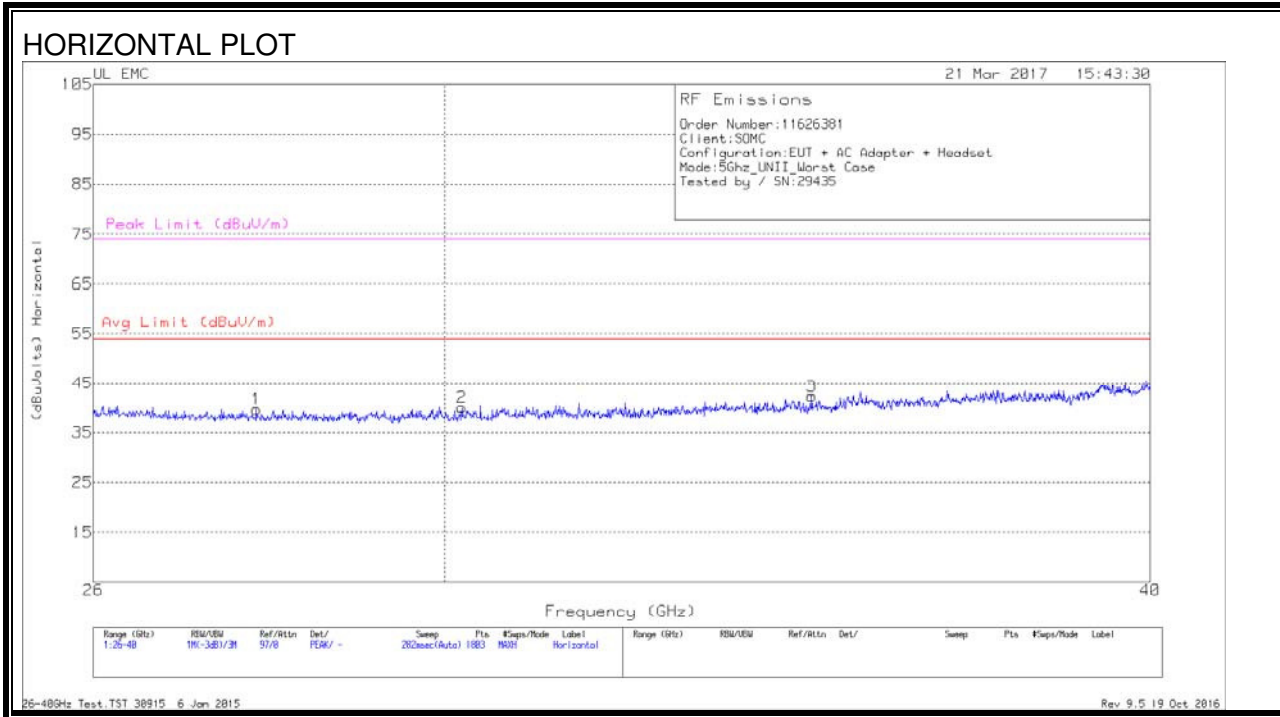
Trace Markers

Marker	Frequency (GHz)	Meter Reading (dBuV)	Det	AF T449 (dB/m)	Amp/Cbl (dB)	Dist Corr (dB)	Corrected Reading (dBuVolts)	Avg Limit (dBuV/m)	Margin (dB)	Peak Limit (dBuV/m)	PK Margin (dB)
1	19.146	39.43	Pk	32.7	-24.8	-9.5	37.83	54	-16.17	74	-36.17
2	21.177	41.2	Pk	33.1	-25.3	-9.5	39.5	54	-14.5	74	-34.5
3	23.988	43.13	Pk	34	-24.3	-9.5	43.33	54	-10.67	74	-30.67
4	18.293	41.97	Pk	32.4	-25.2	-9.5	39.67	54	-14.33	74	-34.33
5	20.471	42.5	Pk	32.9	-25.4	-9.5	40.5	54	-13.5	74	-33.5
6	24.102	42.8	Pk	34	-24.3	-9.5	43	54	-11	74	-31

Pk - Peak detector

10.3. WORST-CASE 26 to 40 GHz

SPURIOUS EMISSIONS 26 TO 40 GHz (WORST-CASE CONFIGURATION)



DATA

Trace Markers

Marker	Frequency (GHz)	Meter Reading (dBuV)	Det	T90 AF (dB/m)	Amp/Cbl (dB)	Dist Corr (dB)	Corrected Reading (dBuVolts)	Avg Limit (dBuV/m)	Margin (dB)	Peak Limit (dBuV/m)	PK Margin (dB)
1	27.787	45.07	Pk	35.8	-31.7	-9.5	39.67	54	-14.33	74	-34.33
2	30.211	46.4	Pk	35.9	-32.8	-9.5	40	54	-14	74	-34
3	34.841	48.43	Pk	37.2	-33.8	-9.5	42.33	54	-11.67	74	-31.67
4	26.513	45.57	Pk	35.5	-30.9	-9.5	40.67	54	-13.33	74	-33.33
5	31.392	47.27	Pk	36.1	-33.2	-9.5	40.67	54	-13.33	74	-33.33
6	35.673	48.9	Pk	37.4	-34.3	-9.5	42.5	54	-11.5	74	-31.5

Pk - Peak detector

11. AC POWER LINE CONDUCTED EMISSIONS

LIMITS

FCC §15.207 (a)

RSS-Gen 8.8

Frequency of Emission (MHz)	Conducted Limit (dB μ V)	
	Quasi-peak	Average
0.15-0.5	66 to 56 *	56 to 46 *
0.5-5	56	46
5-30	60	50

*Decreases with the logarithm of the frequency.

TEST PROCEDURE

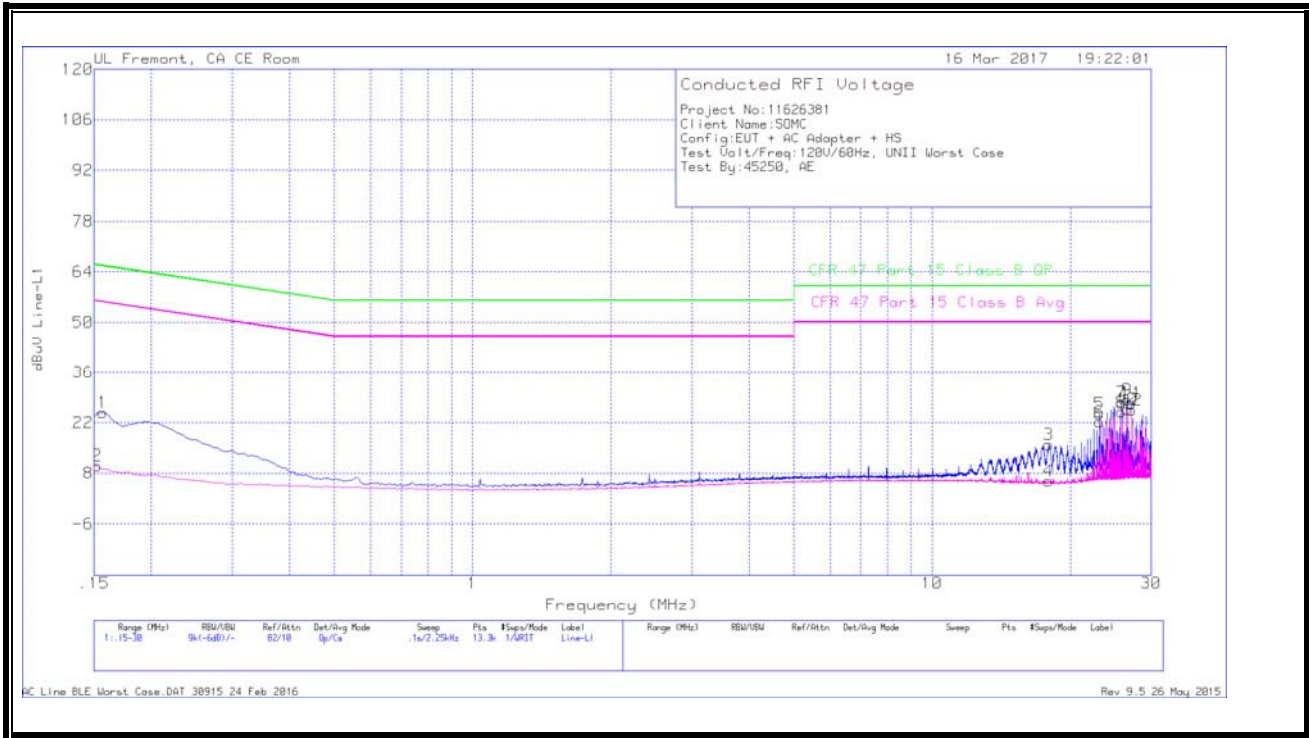
The EUT is placed on a non-conducting table 40 cm from the vertical ground plane and 80 cm above the horizontal ground plane. The EUT is configured in accordance with ANSI C63.10.

The receiver is set to a resolution bandwidth of 9 kHz. Peak detection is used unless otherwise noted as quasi-peak or average.

Line conducted data is recorded for both NEUTRAL and HOT lines.

RESULTS

LINE 1 RESULTS



WORST EMISSIONS

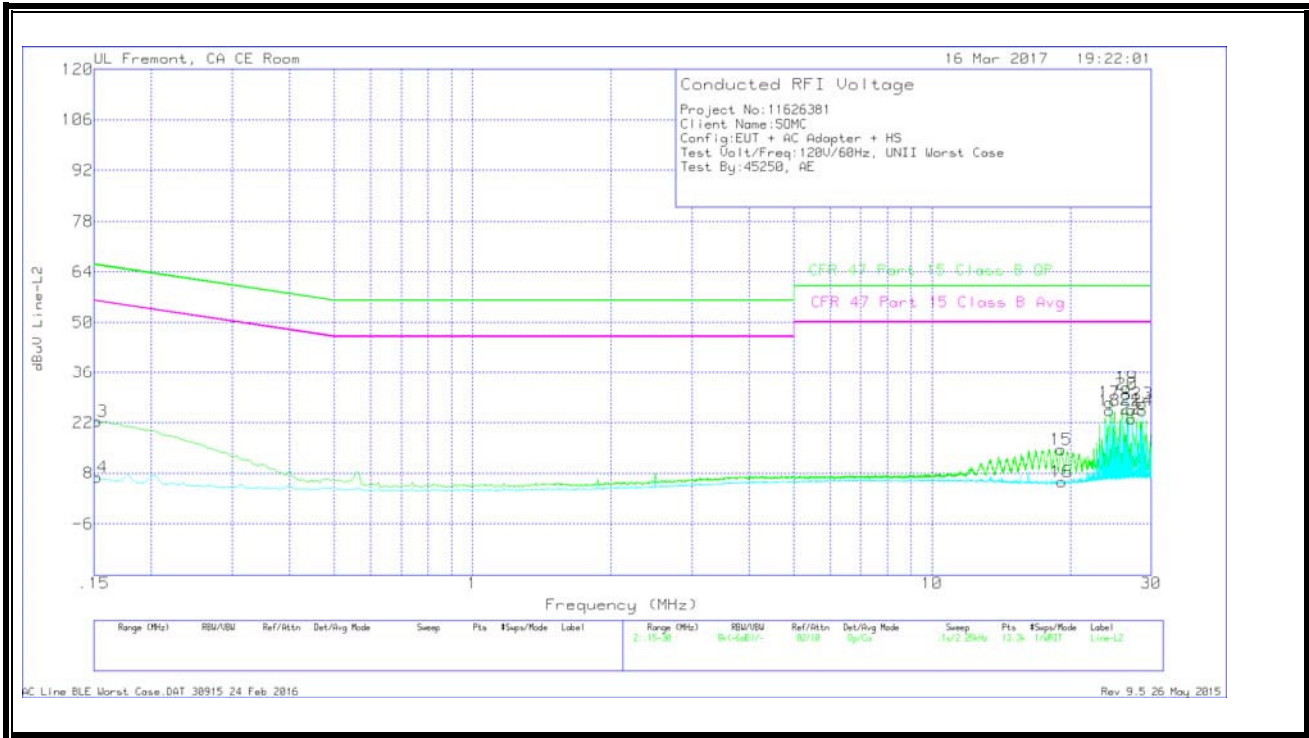
Trace Markers

Range 1: Line-L1 .15 - 30MHz											
Marker	Frequency (MHz)	Meter Reading (dBuV)	Det	LISN L1	LC Cables C1&C3	Limiter (dB)	Corrected Reading dBuV	CFR 47 Part 15 Class B QP	QP Margin (dB)	CFR 47 Part 15 Class B Avg	Av(CISPR) Margin (dB)
1	.15675	14.58	Qp	0	.1	10.1	24.78	65.63	-40.85	-	-
2	.15225	-2	Ca	.1	.1	10.1	10.1	-	-	55.88	-45.78
3	17.9655	5.34	Qp	0	.3	10.3	15.94	60	-44.06	-	-
4	17.94075	-4.75	Ca	0	.3	10.3	5.85	-	-	50	-44.15
5	23.1315	13.66	Qp	.1	.3	10.4	24.46	60	-35.54	-	-
6	23.1315	11.4	Ca	.1	.3	10.4	22.2	-	-	50	-27.8
7	25.87875	16.59	Qp	.1	.3	10.5	27.49	60	-32.51	-	-
8	25.881	13.99	Ca	.1	.3	10.5	24.89	-	-	50	-25.11
9	26.61225	17.37	Qp	.1	.3	10.5	28.27	60	-31.73	-	-
10	26.61225	14.76	Ca	.1	.3	10.5	25.66	-	-	50	-24.34
11	27.16125	16.44	Qp	.1	.3	10.5	27.34	60	-32.66	-	-
12	27.1635	14.57	Ca	.1	.3	10.5	25.47	-	-	50	-24.53

Qp - Quasi-Peak detector

Ca - CISPR average detection

LINE 2 RESULTS



WORST EMISSIONS

Trace Markers

Range 2: Line-L2 .15 - 30MHz											
Marker	Frequency (MHz)	Meter Reading (dBuV)	Det	LISN L2	LC Cables C2&C3	Limiter (dB)	Corrected Reading dBuV	CFR 47 Part 15 Class B QP	QP Margin (dB)	CFR 47 Part 15 Class B Avg	Av(CISPR) Margin (dB)
13	.15225	12.25	Qp	0	0	10.1	22.35	65.88	-43.53	-	-
14	.15225	-3.14	Ca	0	0	10.1	6.96	-	-	55.88	-48.92
15	19.11525	3.99	Qp	0	.3	10.3	14.59	60	-45.41	-	-
16	19.16025	-4.89	Ca	0	.3	10.3	5.71	-	-	50	-44.29
17	24.35325	16.67	Qp	.1	.3	10.5	27.57	60	-32.43	-	-
18	24.35325	14.38	Ca	.1	.3	10.5	25.28	-	-	50	-24.72
19	26.49075	20.8	Qp	.1	.3	10.5	31.7	60	-28.3	-	-
20	26.49075	18.93	Ca	.1	.3	10.5	29.83	-	-	50	-20.17
21	27.16125	14.53	Qp	.1	.3	10.5	25.43	60	-34.57	-	-
22	27.1635	12.19	Ca	.1	.3	10.5	23.09	-	-	50	-26.91
23	28.689	16.31	Qp	.1	.3	10.5	27.21	60	-32.79	-	-
24	28.689	14.38	Ca	.1	.3	10.5	25.28	-	-	50	-24.72

Qp - Quasi-Peak detector

Ca - CISPR average detection