

Trace Markers

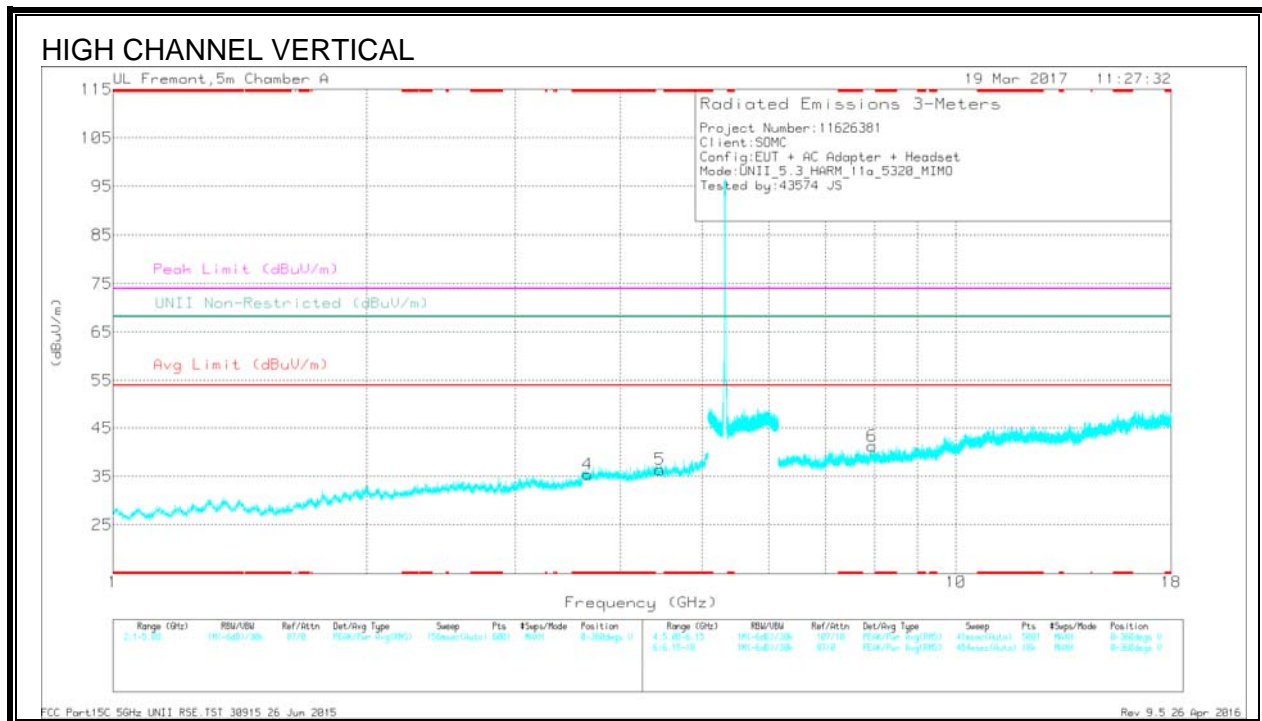
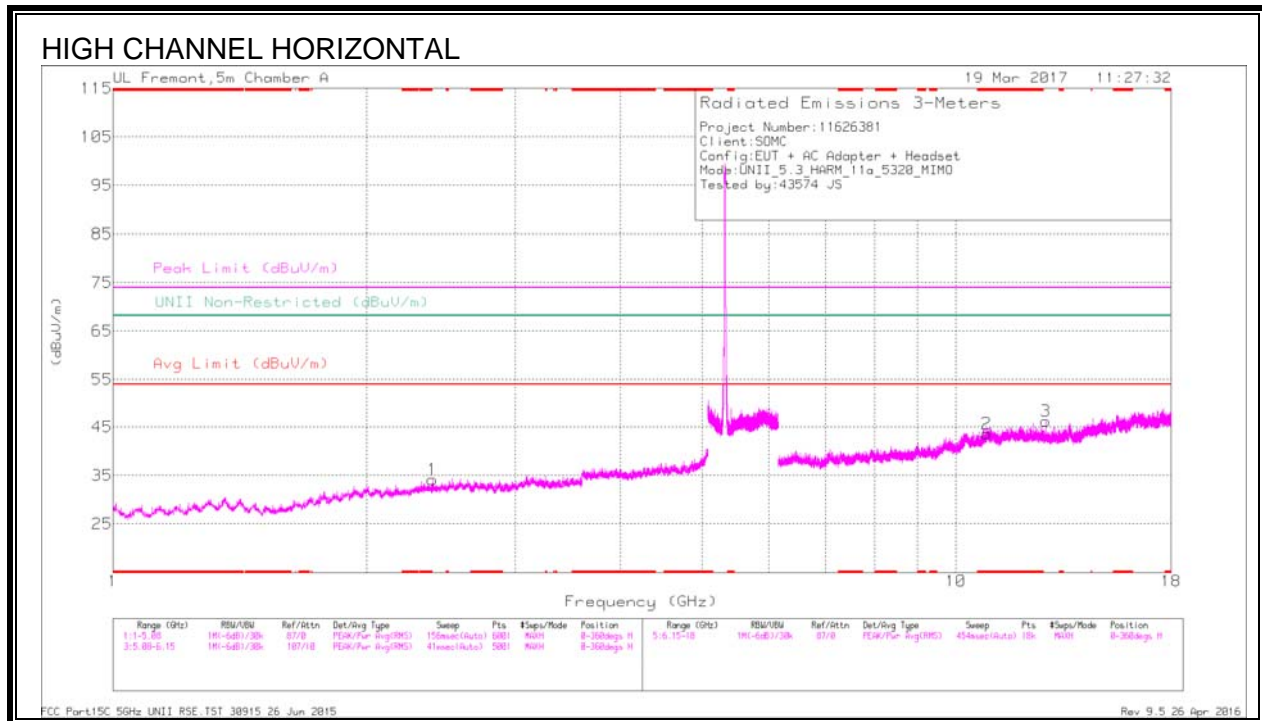
Marker	Frequency (GHz)	Meter Reading (dBuV)	Det	AF 1711 (dB/m)	Amp/CM/FHz/Psd (dB)	DC Corr (dB)	Corrected Reading (dBuV/m)	Avg Limit (dBuV/m)	Margin (dB)	Peak Limit (dBuV/m)	PK Margin (dB)	UNII Non-Restricted (dBuV/m)	PK Margin (dB)	Asimuth (Degs)	Height (cm)	Polarity
5	* 4.263	31.97	Pk	33.3	-28.6	0	36.67	-	-	74	-37.33	-	-	0-360	199	V
3	* 15.561	26.31	Pk	40.3	-19.4	0	47.21	-	-	74	-26.79	-	-	0-360	101	H
6	* 12.312	27.67	Pk	38.8	-20.7	0	45.77	-	-	74	-28.23	-	-	0-360	101	V
1	2.053	34.58	Pk	31.3	-32.4	0	33.48	-	-	-	-	68.2	-34.72	0-360	101	H
4	3.112	31.55	Pk	33	-30.5	0	34.05	-	-	-	-	68.2	-34.15	0-360	199	V
2	10.33	27.98	Pk	37.3	-20.2	0	45.08	-	-	-	-	68.2	-23.12	0-360	101	H

* - indicates frequency in CFR15.205/IC8.10 RSS-Restricted Band
 Pk - Peak detector

Radiated Emissions

Frequency (GHz)	Meter Reading (dBuV)	Det	AF 1711 (dB/m)	Amp/CM/FHz/Psd (dB)	DC Corr (dB)	Corrected Reading (dBuV/m)	Avg Limit (dBuV/m)	Margin (dB)	Peak Limit (dBuV/m)	PK Margin (dB)	UNII Non-Restricted (dBuV/m)	PK Margin (dB)	Asimuth (Degs)	Height (cm)	Polarity
* 4.262	38.23	PK-U	33.3	-28.7	0	42.83	-	-	74	-31.17	-	-	244	179	V
* 4.263	27.33	ADR	33.3	-28.6	24	32.27	54	-21.73	-	-	-	-	244	179	V
* 15.563	32.17	PK-U	40.3	-19.4	0	53.07	-	-	74	-20.93	-	-	314	152	H
* 15.563	20.71	ADR	40.3	-19.4	24	41.85	54	-12.15	-	-	-	-	314	152	H
* 12.312	32.57	PK-U	38.8	-20.7	0	50.67	-	-	74	-23.33	-	-	282	241	V
* 12.314	21	ADR	38.8	-20.7	24	39.34	54	-14.66	-	-	-	-	282	241	V
2.054	40.15	PK-U	31.3	-32.4	0	39.05	-	-	-	-	68.2	-29.15	243	192	H
2.055	29.45	ADR	31.3	-32.4	24	28.59	-	-	-	-	-	-	243	192	H
3.112	38.01	PK-U	33	-30.5	0	40.51	-	-	-	-	68.2	-27.69	325	234	V
3.113	27.5	ADR	33	-30.5	24	30.24	-	-	-	-	-	-	325	234	V
10.332	32.21	PK-U	37.3	-20.2	0	49.31	-	-	-	-	68.2	-18.89	215	208	H
10.332	21	ADR	37.3	-20.2	24	38.34	-	-	-	-	-	-	215	208	H

* - indicates frequency in CFR15.205/IC8.10 RSS-Restricted Band
 PK-U - U-NII: Maximum Peak
 ADR - U-NII AD primary method, RMS average



Trace Markers

Marker	Frequency (GHz)	Meter Reading (dBuV)	Det	AF 1711 (dB/m)	Amp/CM/FTz/Psd (dB)	DC Corr (dB)	Corrected Reading (dBuV/m)	Avg Limit (dBuV/m)	Margin (dB)	Peak Limit (dBuV/m)	PK Margin (dB)	UNII Non-Restricted (dBuV/m)	PK Margin (dB)	Azimuth (Degs)	Height (cm)	Polarity
4	* 3.655	33.23	Pk	33.1	-30.9	0	35.43	-	-	74	-38.57	-	-	0-360	199	V
2	* 10.873	25.21	Pk	37.9	-19.5	0	43.61	-	-	74	-30.39	-	-	0-360	101	H
1	2.393	34.27	Pk	32.1	-32.2	0	34.17	-	-	-	-	68.2	-34.03	0-360	101	H
5	4.458	31.12	Pk	33.6	-28.3	0	36.42	-	-	-	-	68.2	-31.78	0-360	101	V
6	7.953	29.45	Pk	35.6	-23.8	0	41.25	-	-	-	-	68.2	-26.95	0-360	199	V
3	12.776	28.07	Pk	39	-20.8	0	46.27	-	-	-	-	68.2	-21.93	0-360	101	H

* - indicates frequency in CFR15.205/IC8.10 RSS-Restricted Band
 Pk - Peak detector

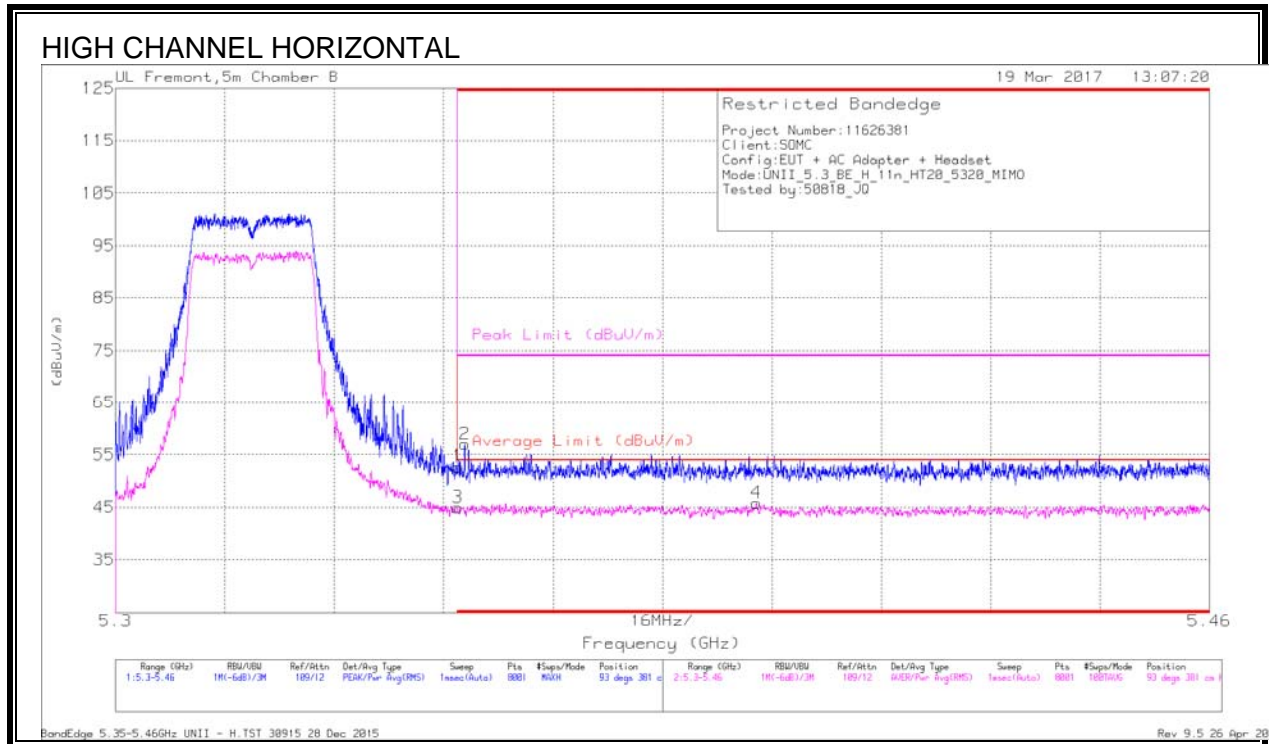
Radiated Emissions

Frequency (GHz)	Meter Reading (dBuV)	Det	AF 1711 (dB/m)	Amp/CM/FTz/Psd (dB)	DC Corr (dB)	Corrected Reading (dBuV/m)	Avg Limit (dBuV/m)	Margin (dB)	Peak Limit (dBuV/m)	PK Margin (dB)	UNII Non-Restricted (dBuV/m)	PK Margin (dB)	Azimuth (Degs)	Height (cm)	Polarity
* 3.653	39.31	PK-U	33.1	-30.9	0	41.51	-	-	74	-32.49	-	-	269	239	V
* 3.655	29.22	ADR	33.1	-30.9	15	31.57	54	-22.43	-	-	-	-	269	239	V
* 10.873	32.26	PK-U	37.9	-19.5	0	50.66	-	-	74	-23.34	-	-	27	150	H
* 10.874	20.61	ADR	37.9	-19.5	15	39.16	54	-14.84	-	-	-	-	27	150	H
2.392	39.38	PK-U	32.1	-32.2	0	39.28	-	-	-	-	68.2	-28.92	326	181	H
2.393	28.65	ADR	32.1	-32.2	15	28.7	-	-	-	-	-	-	326	181	H
4.458	37.41	PK-U	33.6	-28.2	0	42.81	-	-	-	-	68.2	-25.39	78	205	V
4.458	27.03	ADR	33.6	-28.3	15	32.48	-	-	-	-	-	-	78	205	V
7.954	34.79	PK-U	35.6	-23.8	0	46.59	-	-	-	-	68.2	-21.61	341	261	V
7.954	23.93	ADR	35.6	-23.8	15	35.88	-	-	-	-	-	-	341	261	V
12.775	21.39	ADR	39	-20.8	15	39.74	-	-	-	-	-	-	89	231	H
12.776	32.64	PK-U	39	-20.8	0	50.84	-	-	-	-	68.2	-17.36	89	231	H

* - indicates frequency in CFR15.205/IC8.10 RSS-Restricted Band
 PK-U - U-NII: Maximum Peak
 ADR - U-NII AD primary method, RMS average

10.1.6. 11n HT20 2TX CDD MIMO MODE IN THE 5.3GHZ BAND

AUTHORIZED BANDEDGE (HIGH CHANNEL)



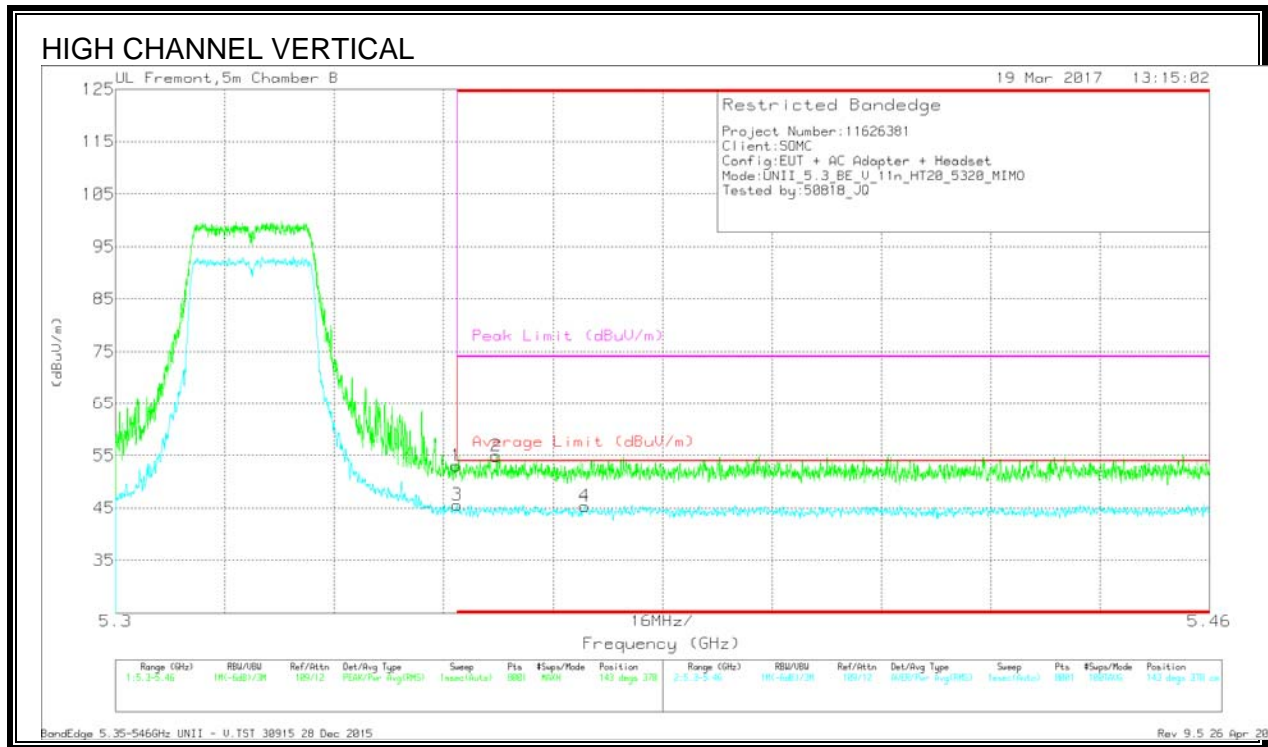
Trace Markers

Marker	Frequency (GHz)	Meter Reading (dBuV)	Det	AF T345 (dB/m)	Amp/Chl/Filt/Pad (dB)	DC Corr (dB)	Corrected Reading (dBuV/m)	Average Limit (dBuV/m)	Margin (dB)	Peak Limit (dBuV/m)	PK Margin (dB)	Azimuth (Degs)	Height (cm)	Polarity
1	* 5.35	37.01	Pk	34.5	-18.8	0	52.71	-	-	74	-21.29	93	381	H
3	* 5.35	29.1	RMS	34.5	-18.8	.1	44.9	54	-9.1	-	-	93	381	H
2	* 5.351	41.31	Pk	34.5	-18.8	0	57.01	-	-	74	-16.99	93	381	H
4	* 5.394	29.67	RMS	34.5	-18.5	.1	45.77	54	-8.23	-	-	93	381	H

* - indicates frequency in CFR15.205/IC8.10 RSS-Restricted Band

Pk - Peak detector

RMS - RMS detection



Trace Markers

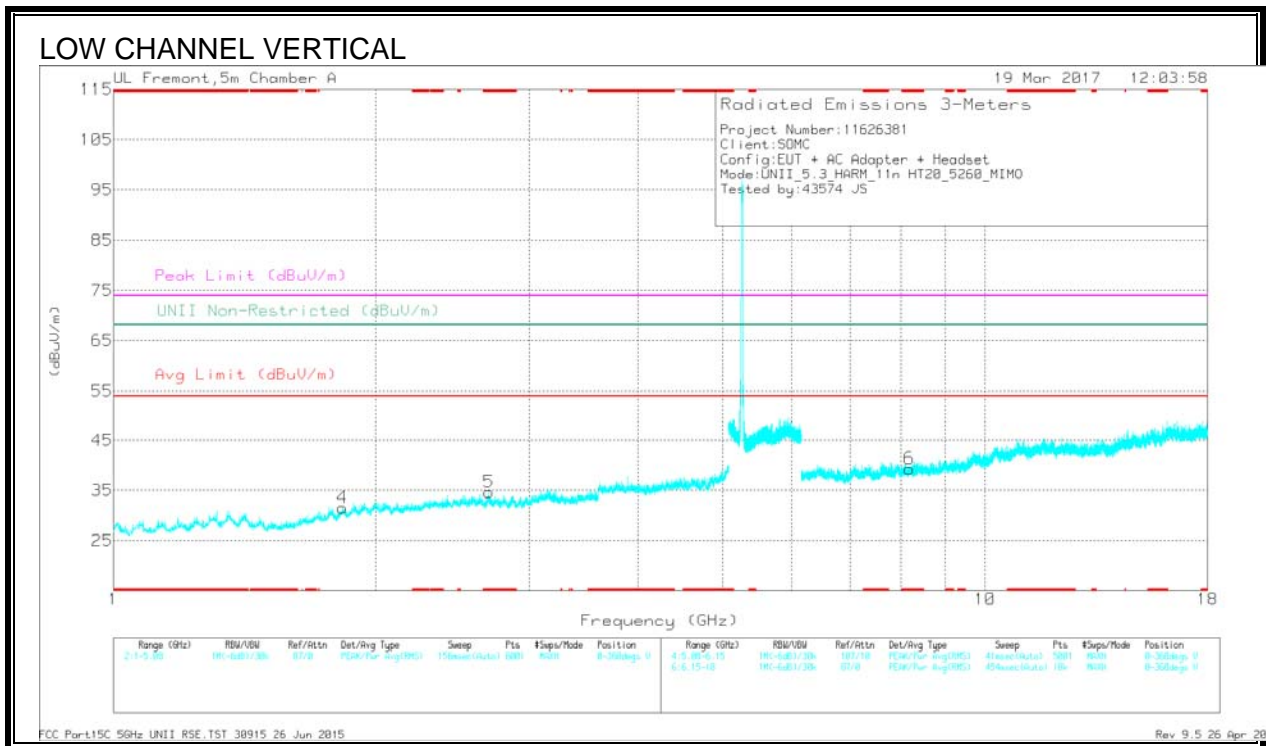
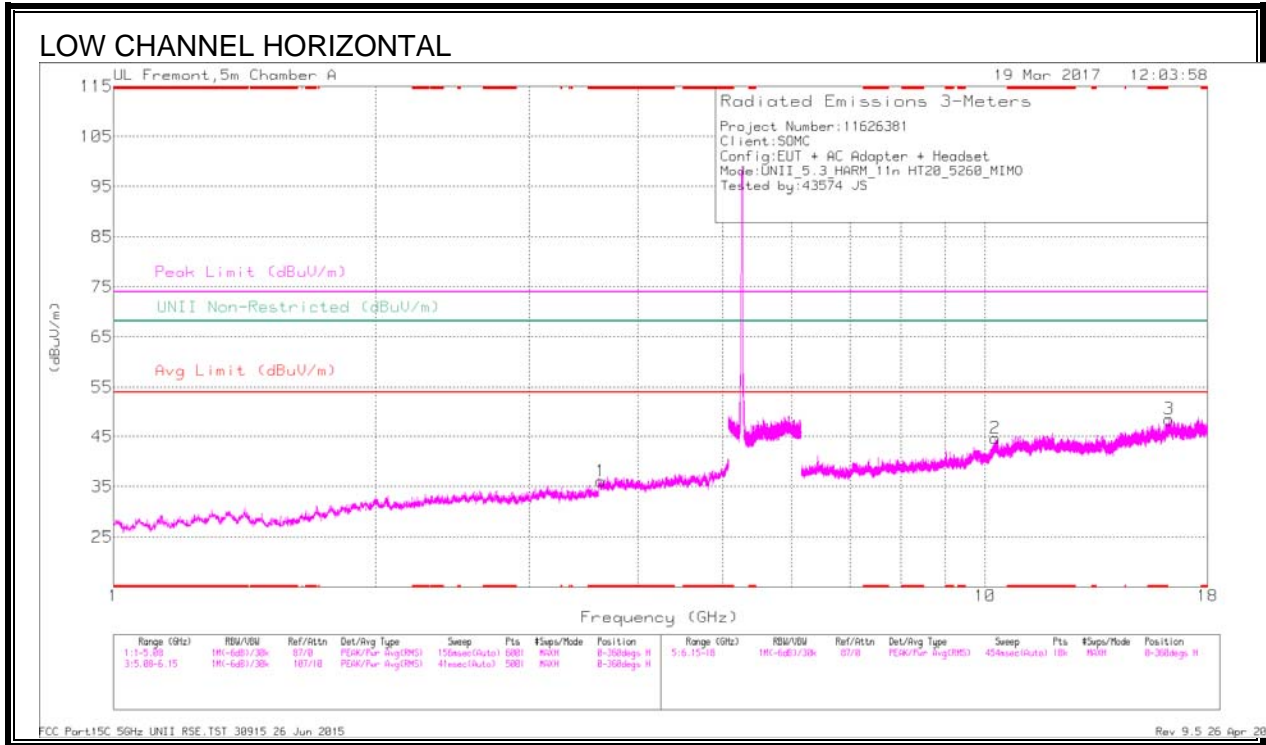
Marker	Frequency (GHz)	Meter Reading (dBuV)	Det	AFT345 (dB/m)	Amp/CbI/Rtr/Pad (dB)	DC Corr (dB)	Corrected Reading (dBuV/m)	Average Limit (dBuV/m)	Margin (dB)	Peak Limit (dBuV/m)	PK Margin (dB)	Azimuth (Degs)	Height (cm)	Polarity
2	* 5.356	38.98	Pk	34.5	-18.6	0	54.88	-	-	74	-19.12	143	378	V
4	* 5.369	29.5	RMS	34.5	-18.8	.1	45.3	54	-8.7	-	-	143	378	V
1	5.35	37.33	Pk	34.5	-18.8	0	53.03	-	-	74	-20.97	143	378	V
3	5.35	29.72	RMS	34.5	-18.8	.1	45.52	54	-8.48	-	-	143	378	V

* - indicates frequency in CFR15.205/IC8.10 RSS-Restricted Band

Pk - Peak detector

RMS - RMS detection

HARMONICS AND SPURIOUS EMISSIONS



Trace Markers

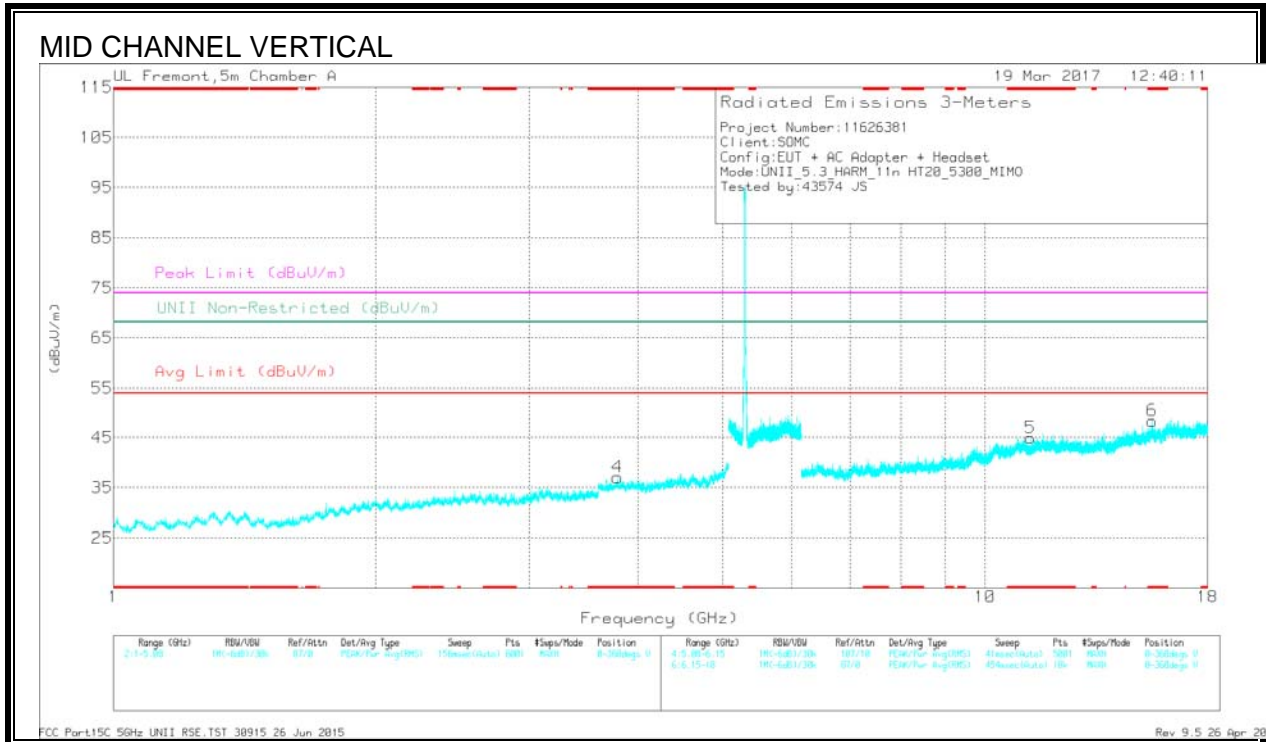
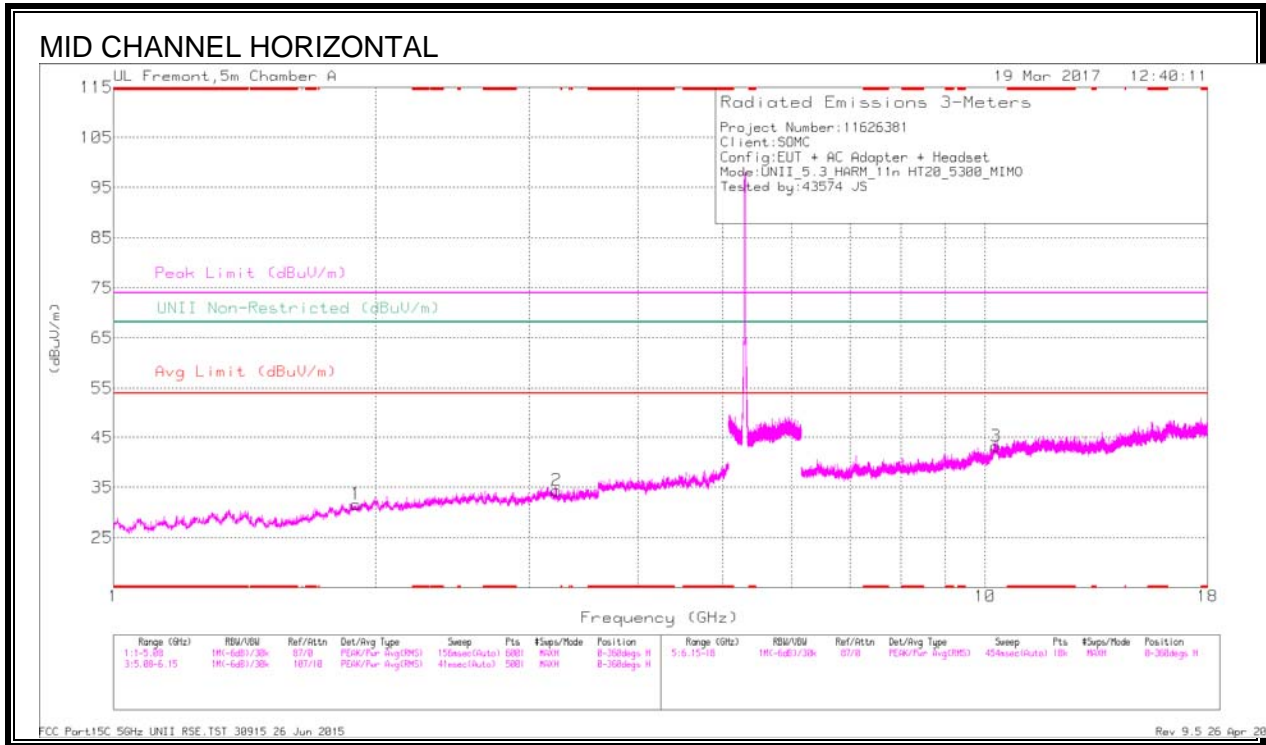
Marker	Frequency (GHz)	Meter Reading (dBuV)	Det	AF T711 (dB/m)	Amp/CM/Hz/Pad (dB)	DC Corr (dB)	Corrected Reading (dBuV/m)	Avg Limit (dBuV/m)	Margin (dB)	Peak Limit (dBuV/m)	PK Margin (dB)	UNII Non-Restricted (dBuV/m)	PK Margin (dB)	Altitude (Degs)	Height (cm)	Polarity
1	* 3.627	33.68	Pk	33.1	-30.7	0	36.08	-	-	74	-37.92	-	-	0-360	101	H
5	* 2.695	34.3	Pk	32.7	-32.3	0	34.7	-	-	74	-39.3	-	-	0-360	199	V
6	* 8.189	26.99	Pk	35.7	-23.4	0	39.29	-	-	74	-34.71	-	-	0-360	199	V
4	1.83	34.28	Pk	30.6	-33.3	0	31.58	-	-	-	-	68.2	-36.62	0-360	199	V
2	10.28	26.98	Pk	37.2	-19.5	0	44.68	-	-	-	-	68.2	-23.52	0-360	199	H
3	16.266	27.04	Pk	41.3	-19.9	0	48.44	-	-	-	-	68.2	-19.76	0-360	199	H

* - indicates frequency in CFR15.205/IC8.10 RSS-Restricted Band
 Pk - Peak detector

Radiated Emissions

Frequency (GHz)	Meter Reading (dBuV)	Det	AF T711 (dB/m)	Amp/CM/Hz/Pad (dB)	DC Corr (dB)	Corrected Reading (dBuV/m)	Avg Limit (dBuV/m)	Margin (dB)	Peak Limit (dBuV/m)	PK Margin (dB)	UNII Non-Restricted (dBuV/m)	PK Margin (dB)	Altitude (Degs)	Height (cm)	Polarity
* 3.625	38.65	PK-U	33.1	-30.7	0	41.05	-	-	74	-32.95	-	-	111	156	H
* 3.625	28.25	ADR	33.1	-30.7	-1	30.75	54	-23.25	-	-	-	-	111	156	H
* 2.695	40.33	PK-U	32.7	-32.3	0	40.73	-	-	74	-33.27	-	-	228	289	V
* 2.696	29.14	ADR	32.7	-32.3	-1	29.64	54	-24.36	-	-	-	-	228	289	V
* 8.187	33.35	PK-U	35.7	-23.5	0	45.55	-	-	74	-28.45	-	-	194	269	V
* 8.189	22.3	ADR	35.7	-23.4	-1	34.7	54	-19.3	-	-	-	-	194	269	V
1.829	40.53	PK-U	30.6	-33.3	0	37.83	-	-	-	-	68.2	-30.37	45	249	V
1.832	30.06	ADR	30.6	-33.4	-1	27.36	-	-	-	-	-	-	45	249	V
10.279	33.12	PK-U	37.2	-19.5	0	50.82	-	-	-	-	68.2	-17.38	118	232	H
10.28	21.04	ADR	37.2	-19.5	-1	38.84	-	-	-	-	-	-	118	232	H
16.266	21.5	ADR	41.3	-19.9	-1	43	-	-	-	-	-	-	74	174	H
16.267	32.49	PK-U	41.3	-19.8	0	53.99	-	-	-	-	68.2	-14.21	74	174	H

* - indicates frequency in CFR15.205/IC8.10 RSS-Restricted Band
 PK-U - U-NII: Maximum Peak
 ADR - U-NII AD primary method, RMS average



Trace Markers

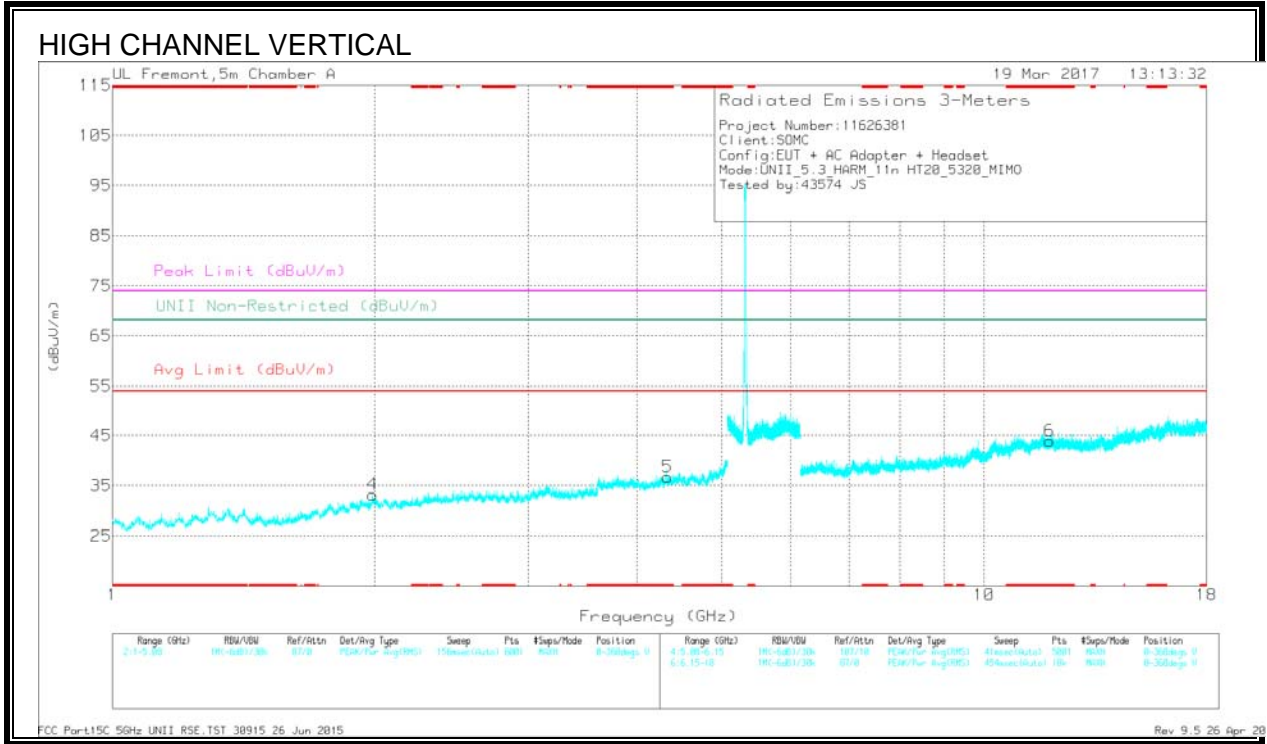
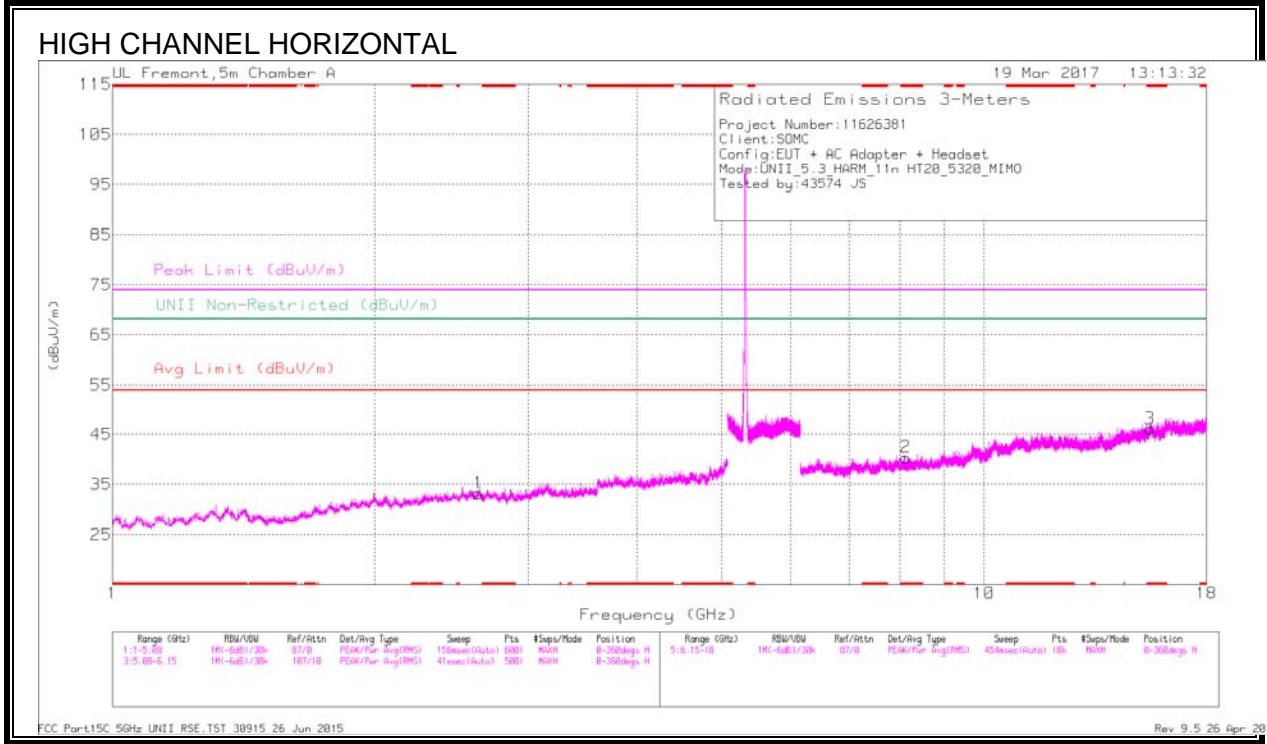
Marker	Frequency (GHz)	Meter Reading (dBuV)	Det	AF 1711 (dB/m)	Amp/Ch/Ftr/Pad (dB)	DC Corr (dB)	Corrected Reading (dBuV/m)	Avg Limit (dBuV/m)	Margin (dB)	Peak Limit (dBuV/m)	PK Margin (dB)	UNII Non-Restricted (dBuV/m)	PK Margin (dB)	Altitude (Degs)	Height (cm)	Polarity
4	* 3.787	33.77	Pk	33.1	-29.8	0	37.07	-	-	74	-36.93	-	-	0-360	199	V
5	* 11.269	26.91	Pk	37.9	-19.9	0	44.91	-	-	74	-29.09	-	-	0-360	199	V
6	* 15.549	27.22	Pk	40.3	-19.2	0	48.32	-	-	74	-25.68	-	-	0-360	199	V
1	1.899	33.84	Pk	31.3	-33.5	0	31.64	-	-	-	-	68.2	-36.56	0-360	101	H
2	3.226	32.98	Pk	32.9	-31.5	0	34.38	-	-	-	-	68.2	-33.82	0-360	199	H
3	10.295	25.59	Pk	37.3	-19.6	0	43.29	-	-	-	-	68.2	-24.91	0-360	101	H

* - indicates frequency in CFR15.205/IC8.10 RSS-Restricted Band
 Pk - Peak detector

Radiated Emissions

Frequency (GHz)	Meter Reading (dBuV)	Det	AF 1711 (dB/m)	Amp/Ch/Ftr/Pad (dB)	DC Corr (dB)	Corrected Reading (dBuV/m)	Avg Limit (dBuV/m)	Margin (dB)	Peak Limit (dBuV/m)	PK Margin (dB)	UNII Non-Restricted (dBuV/m)	PK Margin (dB)	Altitude (Degs)	Height (cm)	Polarity
* 3.787	38.35	PK-U	33.1	-29.8	0	41.65	-	-	74	-32.35	-	-	352	170	V
* 3.788	28.14	ADR	33.1	-29.8	-1	31.54	54	-22.46	-	-	-	-	352	170	V
* 11.27	31.64	PK-U	37.9	-19.9	0	49.64	-	-	74	-24.36	-	-	79	281	V
* 11.27	20.28	ADR	37.9	-19.9	-1	38.38	54	-15.62	-	-	-	-	79	281	V
* 15.551	32.72	PK-U	40.3	-19.2	0	53.82	-	-	74	-20.18	-	-	45	288	V
* 15.548	21.03	ADR	40.3	-19.1	-1	42.33	54	-11.67	-	-	-	-	45	288	V
1.899	29.77	ADR	31.3	-33.5	-1	27.67	-	-	-	-	-	-	315	169	H
1.901	40.25	PK-U	31.3	-33.5	0	38.05	-	-	-	-	68.2	-30.15	315	169	H
3.225	28.34	ADR	32.9	-31.5	-1	29.84	-	-	-	-	-	-	282	291	H
3.228	38.03	PK-U	32.9	-31.5	0	39.43	-	-	-	-	68.2	-28.77	282	291	H
10.293	31.93	PK-U	37.3	-19.6	0	49.63	-	-	-	-	68.2	-18.57	166	123	H
10.295	20.88	ADR	37.3	-19.6	-1	38.68	-	-	-	-	-	-	166	123	H

* - indicates frequency in CFR15.205/IC8.10 RSS-Restricted Band
 PK-U - U-NII: Maximum Peak
 ADR - U-NII AD primary method, RMS average



Trace Markers

Marker	Frequency (GHz)	Meter Reading (dBuV)	Det	AF 1711 (dB/m)	Amp/Ch/Ftr/Pad (dB)	DC Corr (dB)	Corrected Reading (dBuV/m)	Avg Limit (dBuV/m)	Margin (dB)	Peak Limit (dBuV/m)	PK Margin (dB)	UNI Non-Restricted (dBuV/m)	PK Margin (dB)	Altitude (Degs)	Height (cm)	Polarity
5	* 4.333	32.94	Pk	33.5	-29.7	0	36.74	-	-	74	-37.26	-	-	0-360	101	V
2	* 8.13	28.28	Pk	35.7	-23.6	0	40.38	-	-	74	-33.62	-	-	0-360	199	H
3	* 15.492	25.26	Pk	40.3	-19.5	0	46.06	-	-	74	-27.94	-	-	0-360	199	H
6	* 11.891	25.7	Pk	38.5	-20.3	0	43.9	-	-	74	-30.1	-	-	0-360	199	V
4	1.987	34.54	Pk	31.4	-32.7	0	33.24	-	-	-	-	68.2	-34.96	0-360	199	V
1	2.633	32.79	Pk	32.7	-32.2	0	33.29	-	-	-	-	68.2	-34.91	0-360	199	H

* - indicates frequency in CFR15.205/IC8.10 RSS-Restricted Band
 Pk - Peak detector

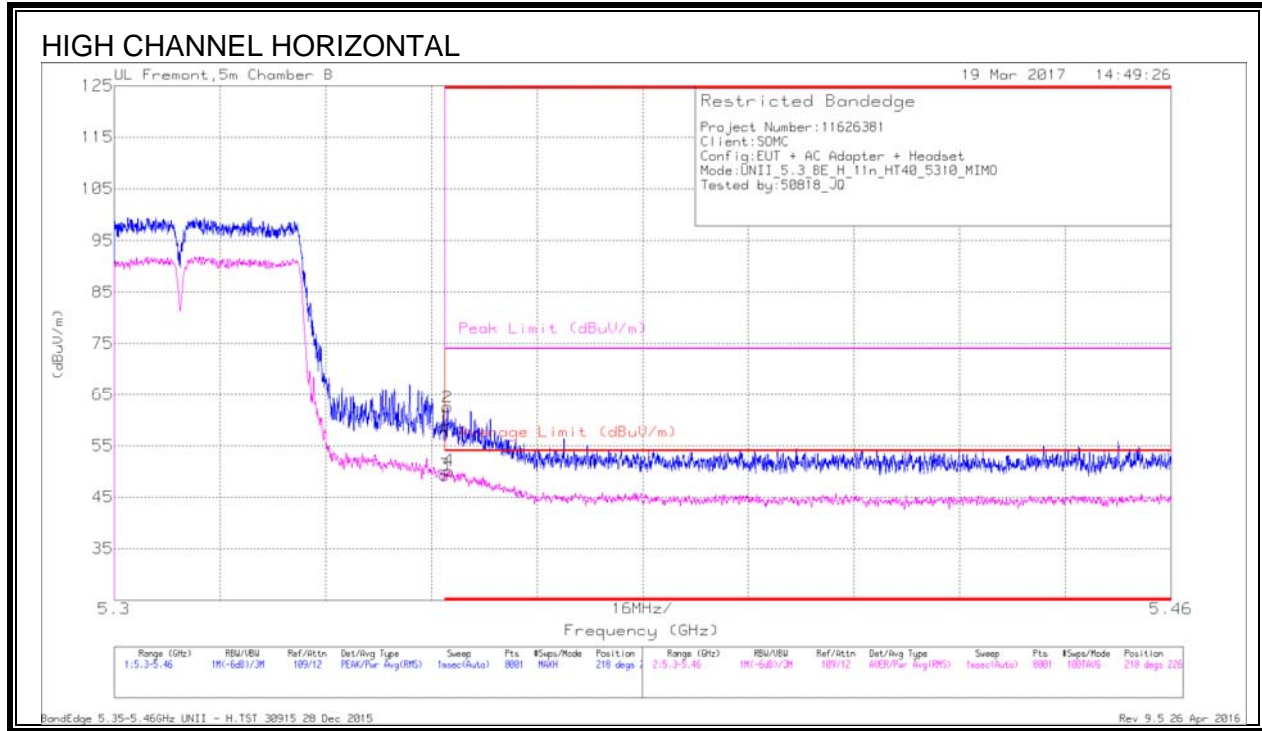
Radiated Emissions

Frequency (GHz)	Meter Reading (dBuV)	Det	AF 1711 (dB/m)	Amp/Ch/Ftr/Pad (dB)	DC Corr (dB)	Corrected Reading (dBuV/m)	Avg Limit (dBuV/m)	Margin (dB)	Peak Limit (dBuV/m)	PK Margin (dB)	UNI Non-Restricted (dBuV/m)	PK Margin (dB)	Altitude (Degs)	Height (cm)	Polarity
* 4.332	39.13	PK-U	33.5	-29.6	0	43.03	-	-	74	-30.97	-	-	65	125	V
* 4.331	28.27	ADR	33.5	-29.6	-1	32.37	54	-21.73	-	-	-	-	65	125	V
* 8.13	34.25	PK-U	35.7	-23.6	0	46.35	-	-	74	-27.65	-	-	325	256	H
* 8.13	23.11	ADR	35.7	-23.6	-1	35.31	54	-18.69	-	-	-	-	325	256	H
* 15.491	32.74	PK-U	40.3	-19.5	0	53.54	-	-	74	-20.46	-	-	360	140	H
* 15.493	21.04	ADR	40.3	-19.5	-1	41.94	54	-12.06	-	-	-	-	360	140	H
* 11.889	34.05	PK-U	38.5	-20.4	0	52.15	-	-	74	-21.85	-	-	76	220	V
* 11.891	21.26	ADR	38.5	-20.3	-1	39.56	54	-14.44	-	-	-	-	76	220	V
1.987	40.92	PK-U	31.4	-32.7	0	39.62	-	-	-	-	68.2	-28.58	158	189	V
1.988	29.53	ADR	31.4	-32.7	-1	28.33	-	-	-	-	-	-	158	189	V
2.631	29.08	ADR	32.7	-32.2	-1	29.68	-	-	-	-	-	-	83	257	H
2.632	40.11	PK-U	32.7	-32.2	0	40.61	-	-	-	-	68.2	-27.59	83	257	H

* - indicates frequency in CFR15.205/IC8.10 RSS-Restricted Band
 PK-U - U-NII: Maximum Peak
 ADR - U-NII AD primary method, RMS average

10.1.7. 11n HT40 2TX CDD MIMO MODE IN THE 5.3GHz BAND

AUTHORIZED BANDEDGE (HIGH CHANNEL)



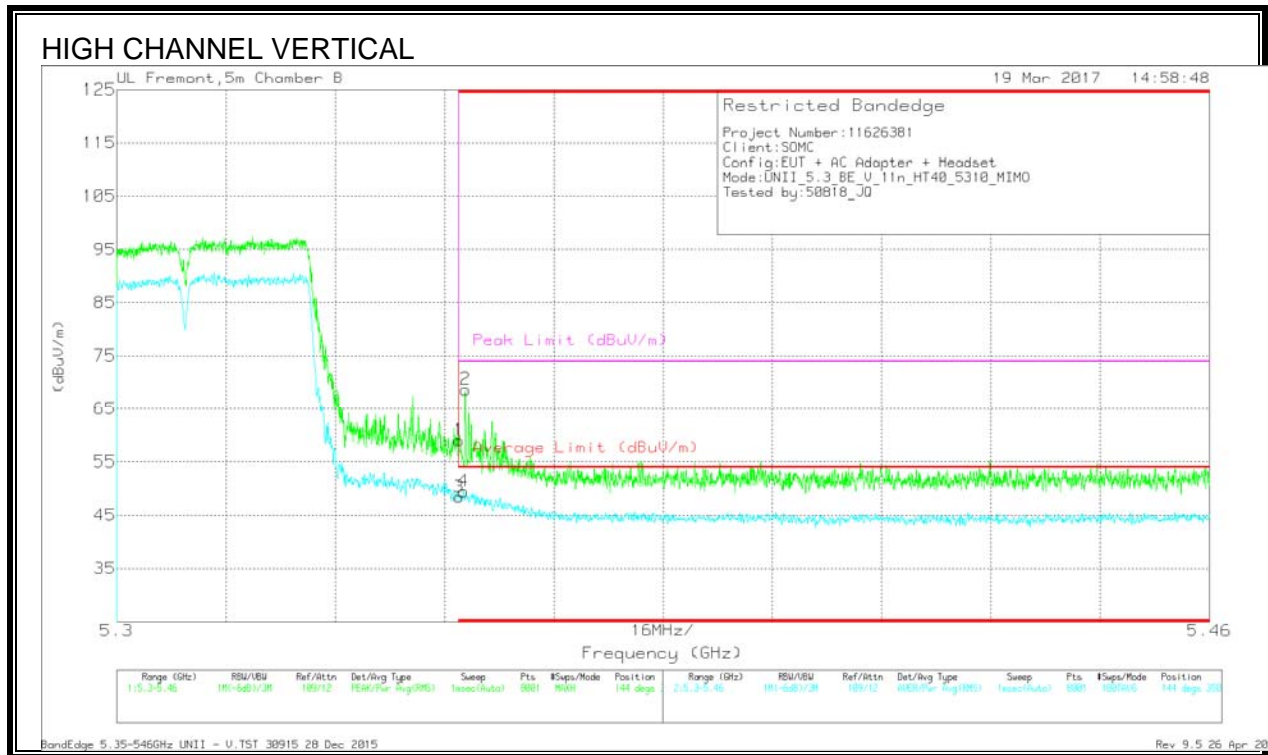
Trace Markers

Marker	Frequency (GHz)	Meter Reading (dBuV)	Det	AF T345 (dB/m)	Amp/Cb/Ftr/Pad (dB)	DC Corr (dB)	Corrected Reading (dBuV/m)	Average Limit (dBuV/m)	Margin (dB)	Peak Limit (dBuV/m)	PK Margin (dB)	Altitude (Degs)	Height (cm)	Polarity
1	* 5.35	43.07	Pk	34.5	-18.8	0	58.77	-	-	74	-15.23	218	226	H
2	* 5.35	46.83	Pk	34.5	-18.8	0	62.53	-	-	74	-11.47	218	226	H
3	* 5.35	33.34	RMS	34.5	-18.8	.22	49.26	54	-4.74	-	-	218	226	H
4	* 5.351	34.19	RMS	34.5	-18.8	.22	50.11	54	-3.89	-	-	218	226	H

* - indicates frequency in CFR15.205/IC8.10 RSS-Restricted Band

Pk - Peak detector

RMS - RMS detection



Trace Markers

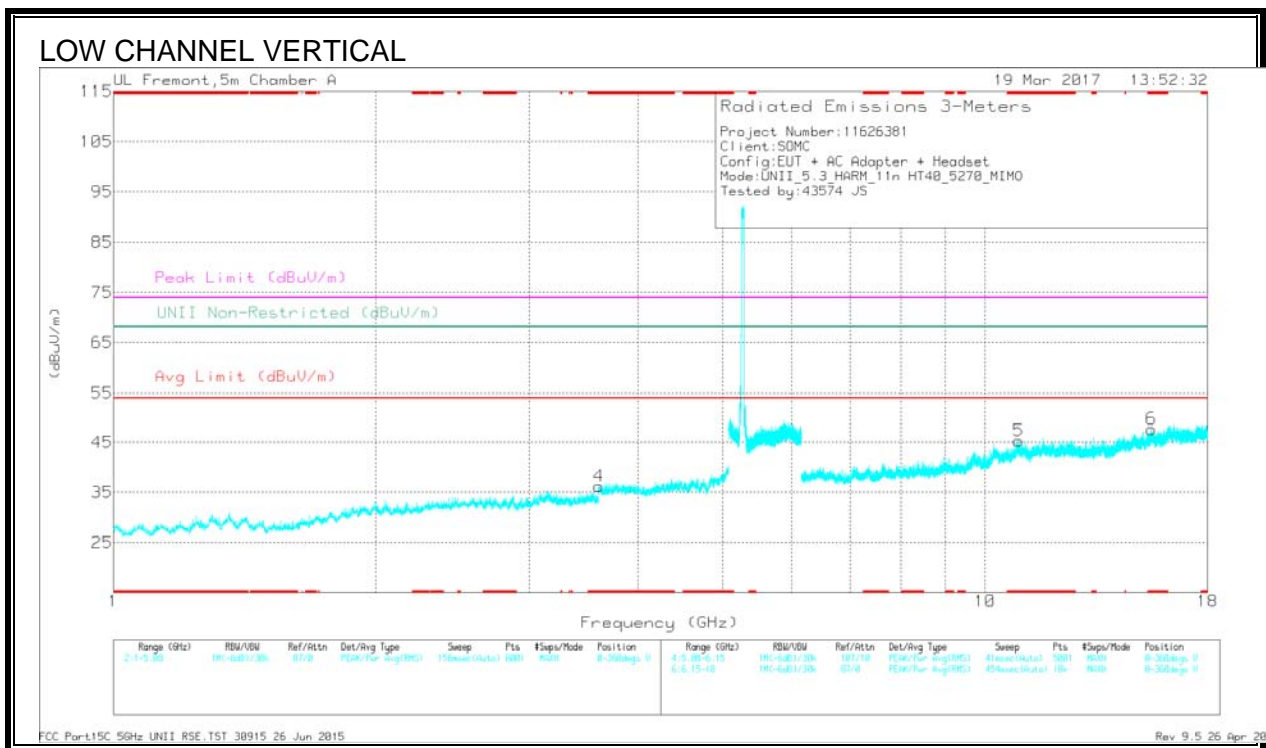
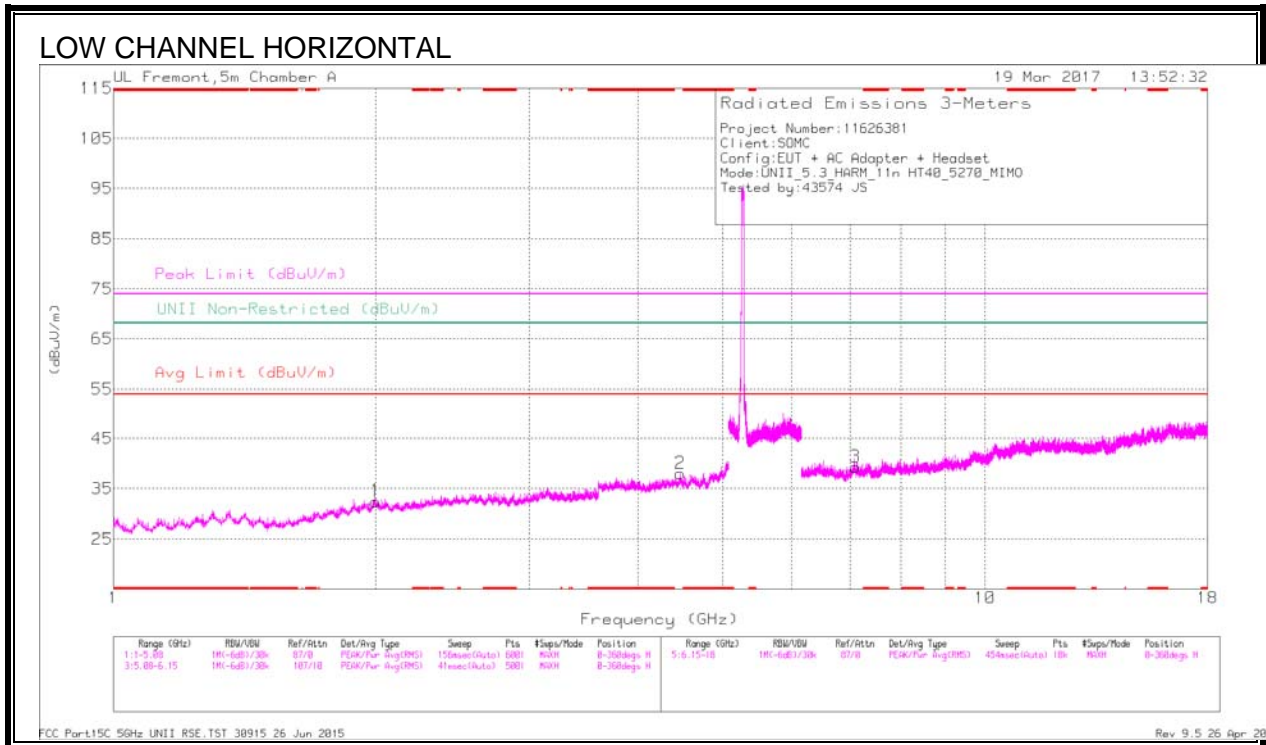
Marker	Frequency (GHz)	Meter Reading (dBuV)	Det	AFT345 (dB/m)	Amp/Chl/Filt/Pad (dB)	DC Corr (dB)	Corrected Reading (dBuV/m)	Average Limit (dBuV/m)	Margin (dB)	Peak Limit (dBuV/m)	PK Margin (dB)	Azimuth (Degs)	Height (cm)	Polarity
1	* 5.35	43.29	Pk	34.5	-18.8	0	58.99	-	-	74	-15.01	144	350	V
3	* 5.35	32.46	RMS	34.5	-18.8	.22	48.38	54	-5.62	-	-	144	350	V
2	* 5.351	53	Pk	34.5	-18.8	0	68.7	-	-	74	-5.3	144	350	V
4	* 5.351	33.5	RMS	34.5	-18.8	.22	49.42	54	-4.58	-	-	144	350	V

* - indicates frequency in CFR15.205/IC8.10 RSS-Restricted Band

Pk - Peak detector

RMS - RMS detection

HARMONICS AND SPURIOUS EMISSIONS



Trace Markers

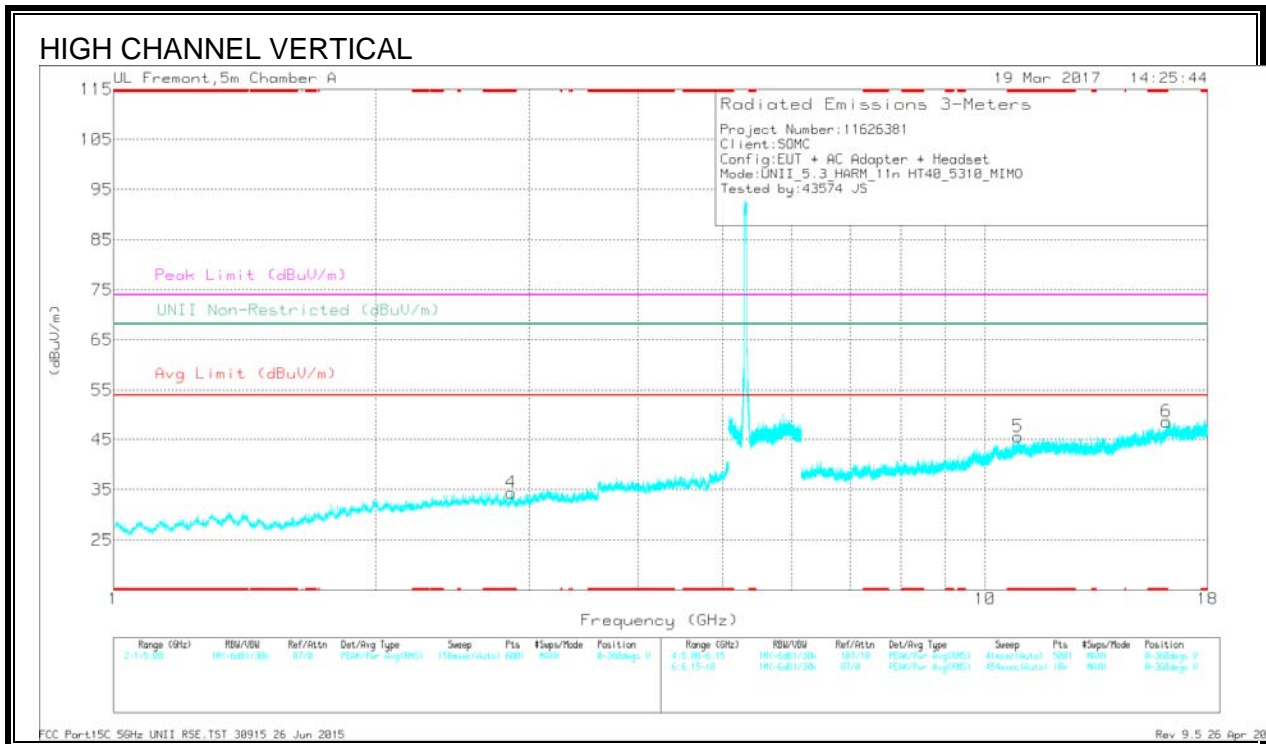
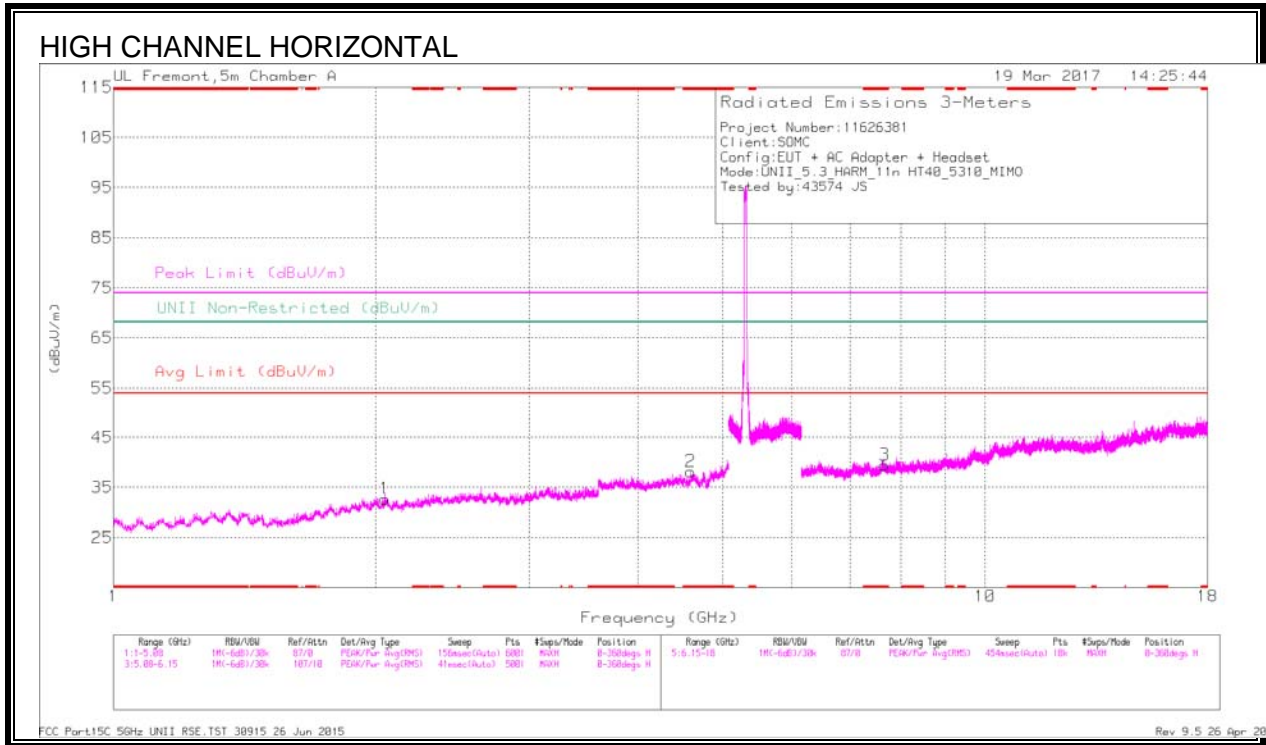
Marker	Frequency (GHz)	Meter Reading (dBuV)	Det	AF 1711 (dB/m)	Amp/Ch/Ftr/Pad (dB)	DC Corr (dB)	Corrected Reading (dBuV/m)	Avg Limit (dBuV/m)	Margin (dB)	Peak Limit (dBuV/m)	PK Margin (dB)	UNI Non-Restricted (dBuV/m)	PK Margin (dB)	Altitude (Degs)	Height (cm)	Polarity
4	* 3.607	33.98	Pk	33.1	-30.8	0	36.28	-	-	74	-37.72	-	-	0-360	199	V
5	* 10.923	27.09	Pk	37.8	-19.6	0	45.29	-	-	74	-28.71	-	-	0-360	199	V
6	* 15.511	26.47	Pk	40.3	-19.1	0	47.67	-	-	74	-26.33	-	-	0-360	101	V
1	1.999	33.72	Pk	31.4	-32.6	0	32.52	-	-	-	-	68.2	-35.68	0-360	101	H
2	4.469	32.78	Pk	33.6	-28.3	0	38.08	-	-	-	-	68.2	-30.12	0-360	199	H
3	7.102	28.02	Pk	35.4	-24.1	0	39.32	-	-	-	-	68.2	-28.88	0-360	101	H

* - indicates frequency in CFR15.205/IC8.10 RSS-Restricted Band
 Pk - Peak detector

Radiated Emissions

Frequency (GHz)	Meter Reading (dBuV)	Det	AF 1711 (dB/m)	Amp/Ch/Ftr/Pad (dB)	DC Corr (dB)	Corrected Reading (dBuV/m)	Avg Limit (dBuV/m)	Margin (dB)	Peak Limit (dBuV/m)	PK Margin (dB)	UNI Non-Restricted (dBuV/m)	PK Margin (dB)	Altitude (Degs)	Height (cm)	Polarity
* 3.606	38.69	PK-U	33.1	-30.8	0	40.99	-	-	74	-33.01	-	-	273	129	V
* 3.605	28.5	ADR	33.1	-30.8	.21	31.01	54	-22.99	-	-	-	-	273	129	V
* 10.922	32.56	PK-U	37.8	-19.6	0	50.76	-	-	74	-23.24	-	-	72	246	V
* 10.925	20.82	ADR	37.8	-19.6	.21	39.23	54	-14.77	-	-	-	-	72	246	V
* 15.512	32.33	PK-U	40.3	-19	0	53.63	-	-	74	-20.37	-	-	38	188	V
* 15.51	20.74	ADR	40.3	-19.1	.21	42.15	54	-11.85	-	-	-	-	38	188	V
1.998	39.93	PK-U	31.4	-32.6	0	38.73	-	-	-	-	68.2	-29.47	66	186	H
2	29.41	ADR	31.4	-32.5	.21	28.52	-	-	-	-	-	-	66	186	H
4.47	37.88	PK-U	33.6	-28.3	0	43.18	-	-	-	-	68.2	-25.02	341	256	H
4.47	27.42	ADR	33.6	-28.3	.21	32.93	-	-	-	-	-	-	341	256	H
7.101	23.42	ADR	35.4	-24.1	.21	34.93	-	-	-	-	-	-	322	168	H
7.102	34.64	PK-U	35.4	-24.1	0	45.94	-	-	-	-	68.2	-22.26	322	168	H

* - indicates frequency in CFR15.205/IC8.10 RSS-Restricted Band
 PK-U - U-NII: Maximum Peak
 ADR - U-NII AD primary method, RMS average



Trace Markers

Marker	Frequency (GHz)	Meter Reading (dBuV)	Det	AF 1711 (dB/m)	Amp/Ch/Ftr/Pad (dB)	DC Corr (dB)	Corrected Reading (dBuV/m)	Avg Limit (dBuV/m)	Margin (dB)	Peak Limit (dBuV/m)	PK Margin (dB)	UNII Non-Restricted (dBuV/m)	PK Margin (dB)	Altitude (Degs)	Height (cm)	Polarity
2	* 4.596	33.28	Pk	33.7	-28.8	0	38.18	-	-	74	-35.82	-	-	0-360	199	H
4	* 2.86	33.61	Pk	32.1	-31.3	0	34.41	-	-	74	-39.59	-	-	0-360	199	V
3	* 7.672	27.32	Pk	35.6	-23.4	0	39.52	-	-	74	-34.48	-	-	0-360	199	H
5	* 10.906	27.15	Pk	37.8	-19.4	0	45.55	-	-	74	-28.45	-	-	0-360	199	V
6	* 16.159	27.36	Pk	41.1	-19.9	0	48.56	-	-	74	-25.44	-	-	0-360	101	V
1	2.047	33.79	Pk	31.3	-32.4	0	32.69	-	-	-	-	68.2	-35.51	0-360	101	H

* - indicates frequency in CFR15.205/IC8.10 RSS-Restricted Band
 Pk - Peak detector

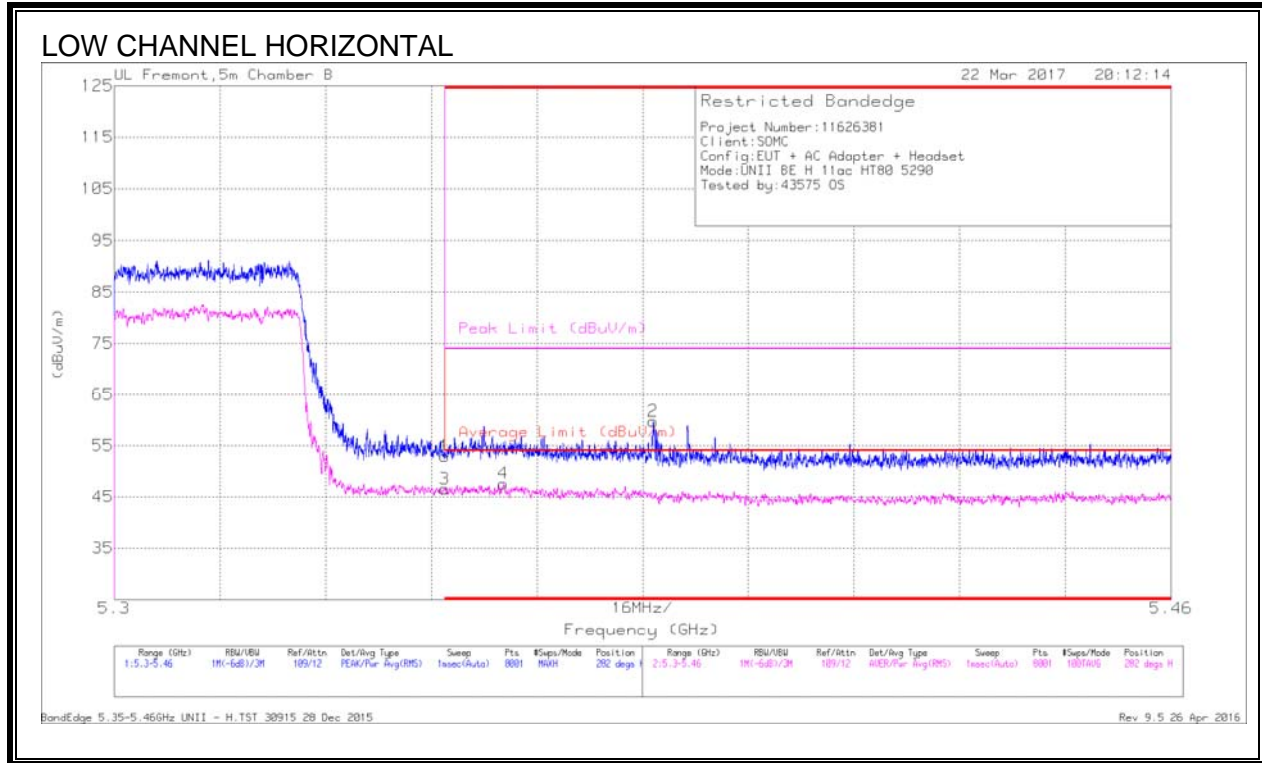
Radiated Emissions

Frequency (GHz)	Meter Reading (dBuV)	Det	AF 1711 (dB/m)	Amp/Ch/Ftr/Pad (dB)	DC Corr (dB)	Corrected Reading (dBuV/m)	Avg Limit (dBuV/m)	Margin (dB)	Peak Limit (dBuV/m)	PK Margin (dB)	UNII Non-Restricted (dBuV/m)	PK Margin (dB)	Altitude (Degs)	Height (cm)	Polarity
* 4.596	38.46	PK-U	33.7	-28.8	0	43.36	-	-	74	-30.64	-	-	126	232	H
* 4.594	27.51	ADR	33.7	-28.9	.21	32.52	54	-21.48	-	-	-	-	126	232	H
* 2.86	38.88	PK-U	32.1	-31.3	0	39.68	-	-	74	-34.32	-	-	193	288	V
* 2.862	28.44	ADR	32.1	-31.3	.21	29.45	54	-24.55	-	-	-	-	193	288	V
* 7.671	33.64	PK-U	35.6	-23.4	0	45.84	-	-	74	-28.16	-	-	331	155	H
* 7.67	23.03	ADR	35.6	-23.4	.21	35.44	54	-18.56	-	-	-	-	331	155	H
* 10.905	31.83	PK-U	37.8	-19.4	0	50.23	-	-	74	-23.77	-	-	200	311	V
* 10.905	20.77	ADR	37.9	-19.4	.21	39.48	54	-14.52	-	-	-	-	200	311	V
* 16.16	32.34	PK-U	41.1	-19.9	0	53.54	-	-	74	-20.46	-	-	325	174	V
* 16.158	21.42	ADR	41.1	-19.8	.21	42.93	54	-11.07	-	-	-	-	325	174	V
2.046	40.07	PK-U	31.3	-32.4	0	38.97	-	-	-	-	68.2	-29.23	48	175	H
2.047	29.22	ADR	31.3	-32.4	.21	28.33	-	-	-	-	-	-	48	175	H

* - indicates frequency in CFR15.205/IC8.10 RSS-Restricted Band
 PK-U - U-NII: Maximum Peak
 ADR - U-NII AD primary method, RMS average

10.1.8. 11ac HT80 2TX CDD MIMO MODE IN THE 5.3GHz BAND

AUTHORIZED BANDEGE (HIGH CHANNEL)



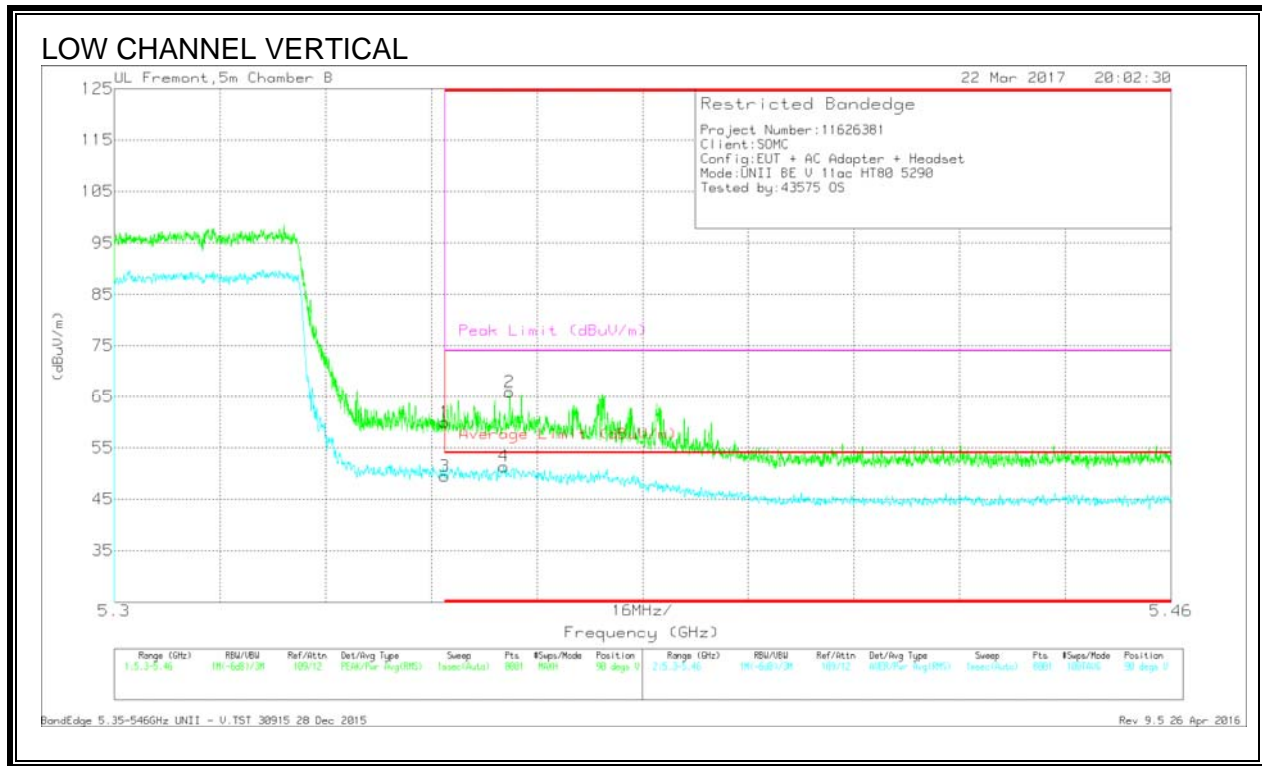
Trace Markers

Marker	Frequency (GHz)	Meter Reading (dBuV)	Det	AF T345 (dB/m)	Amp/Cb/Filt/Pad (dB)	DC Corr (dB)	Corrected Reading (dBuV/m)	Average Limit (dBuV/m)	Margin (dB)	Peak Limit (dBuV/m)	PK Margin (dB)	Azimuth (Degs)	Height (cm)	Polarity
1	* 5.35	37.21	Pk	34.5	-18.8	0	52.91	-	-	74	-21.09	282	255	H
3	* 5.35	30.39	RMS	34.5	-18.8	.42	46.51	54	-7.49	-	-	282	255	H
4	* 5.359	31.15	RMS	34.5	-18.5	.42	47.57	54	-6.43	-	-	282	255	H
2	* 5.382	43.95	Pk	34.5	-18.7	0	59.75	-	-	74	-14.25	282	255	H

* - indicates frequency in CFR15.205/IC8.10 RSS-Restricted Band

Pk - Peak detector

RMS - RMS detection



Trace Markers

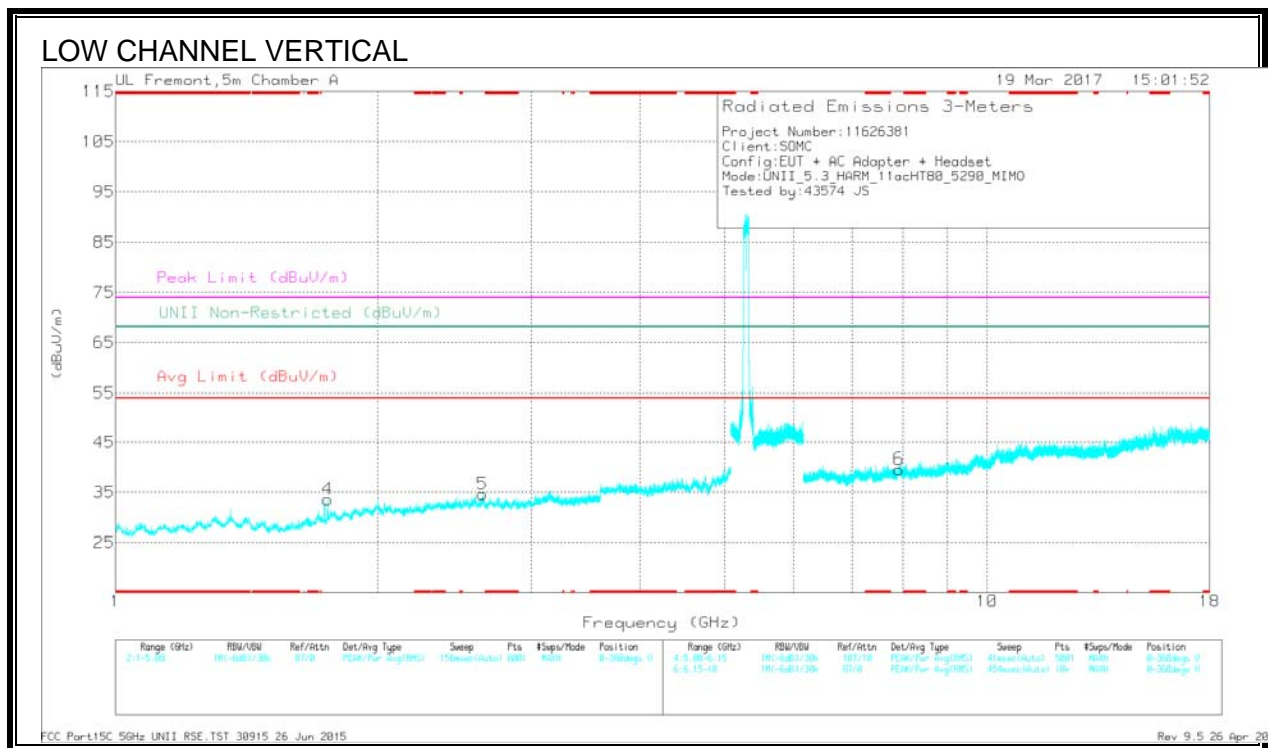
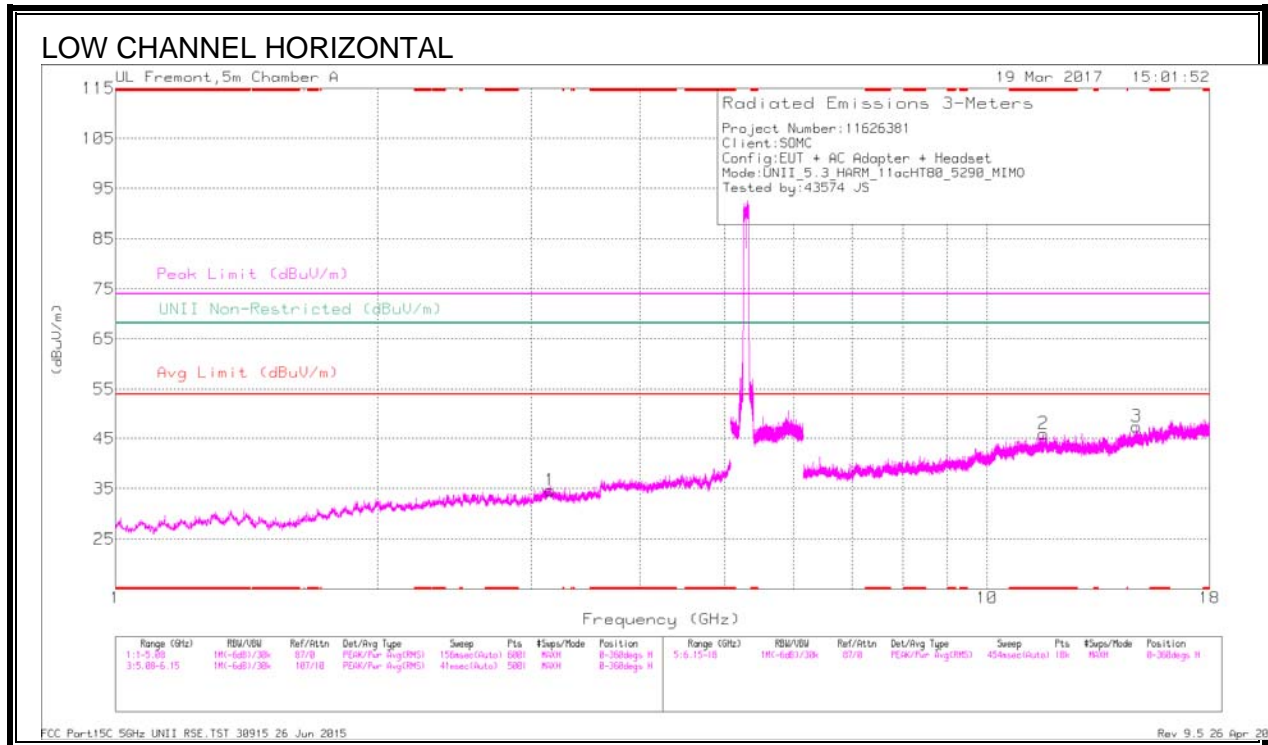
Marker	Frequency (GHz)	Meter Reading (dBuV)	Det	AFT345 (dB/m)	Amp/Cb/Ftr/Pad (dB)	DC Corr (dB)	Corrected Reading (dBuV/m)	Average Limit (dBuV/m)	Margin (dB)	Peak Limit (dBuV/m)	PK Margin (dB)	Azimuth (Degs)	Height (cm)	Polarity
1	* 5.35	44.26	Pk	34.5	-18.8	0	59.96	-	-	74	-14.04	90	327	V
2	* 5.36	49.91	Pk	34.5	-18.5	0	65.91	-	-	74	-8.09	90	327	V
3	* 5.35	33.34	RMS	34.5	-18.8	.42	49.46	54	-4.54	-	-	90	327	V
4	* 5.359	34.94	RMS	34.5	-18.5	.42	51.36	54	-2.64	-	-	90	327	V

* - indicates frequency in CFR15.205/IC8.10 RSS-Restricted Band

Pk - Peak detector

RMS - RMS detection

HARMONICS AND SPURIOUS EMISSIONS



Trace Markers

Marker	Frequency (GHz)	Meter Reading (dBuV)	Det	AF 1711 (dB/m)	Amp/Ch/Ftr/Pad (dB)	DC Corr (dB)	Corrected Reading (dBuV/m)	Avg Limit (dBuV/m)	Margin (dB)	Peak Limit (dBuV/m)	PK Margin (dB)	UNI Non-Restricted (dBuV/m)	PK Margin (dB)	Altitude (Degs)	Height (cm)	Polarity
2	* 11.602	27.83	Pk	38.1	-20	0	45.93	-	-	74	-28.07	-	-	0-360	101	H
4	1.75	36.66	Pk	29.8	-32.8	0	33.66	-	-	-	-	68.2	-34.54	0-360	199	V
5	2.637	34.19	Pk	32.7	-32.2	0	34.69	-	-	-	-	68.2	-33.51	0-360	199	V
1	3.154	32.21	Pk	33	-30.5	0	34.71	-	-	-	-	68.2	-33.49	0-360	199	H
6	7.921	27.56	Pk	35.6	-23.5	0	39.66	-	-	-	-	68.2	-28.54	0-360	199	V
3	14.831	28.05	Pk	39.8	-20.5	0	47.35	-	-	-	-	68.2	-20.85	0-360	199	H

* - indicates frequency in CFR15.205/IC8.10 RSS-Restricted Band
 Pk - Peak detector

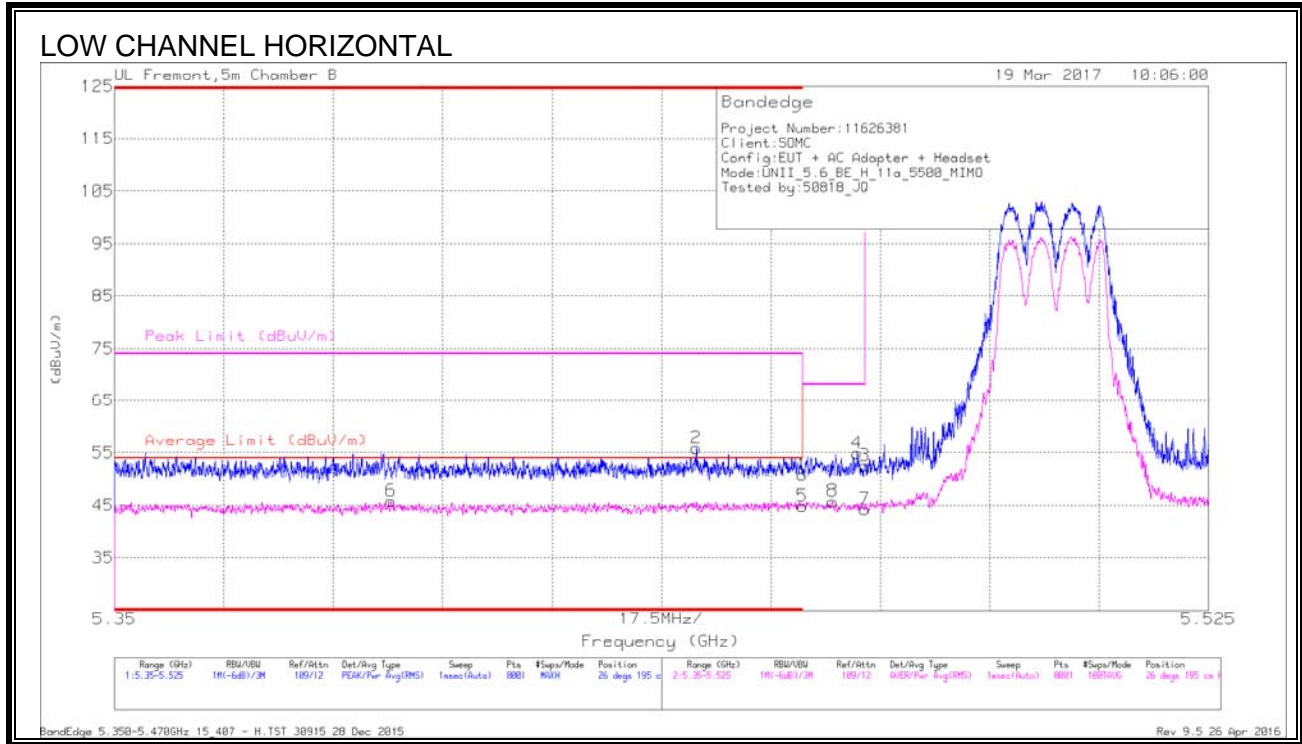
Radiated Emissions

Frequency (GHz)	Meter Reading (dBuV)	Det	AF 1711 (dB/m)	Amp/Ch/Ftr/Pad (dB)	DC Corr (dB)	Corrected Reading (dBuV/m)	Avg Limit (dBuV/m)	Margin (dB)	Peak Limit (dBuV/m)	PK Margin (dB)	UNI Non-Restricted (dBuV/m)	PK Margin (dB)	Altitude (Degs)	Height (cm)	Polarity
* 11.602	32	PK-U	38.1	-20	0	50.1	-	-	74	-23.9	-	-	69	172	H
* 11.601	20.87	ADR	38.1	-20	.42	39.59	54	-14.41	-	-	-	-	69	172	H
1.748	29.13	ADR	29.8	-32.7	.42	26.65	54	-27.35	-	-	-	-	120	184	V
1.749	39.74	PK-U	29.8	-32.7	0	36.94	-	-	-	-	68.2	-31.36	120	184	V
2.636	39.58	PK-U	32.7	-32.2	0	40.08	-	-	-	-	68.2	-28.12	193	131	V
2.636	28.82	ADR	32.7	-32.2	.1	29.42	-	-	-	-	-	-	193	131	V
3.152	38.36	PK-U	33	-30.5	0	40.86	-	-	-	-	68.2	-27.34	201	222	H
3.153	27.94	ADR	33	-30.5	.1	30.54	-	-	-	-	-	-	291	222	H
7.92	34.18	PK-U	35.6	-23.5	0	46.28	-	-	-	-	68.2	-21.92	59	262	V
7.922	23.32	ADR	35.6	-23.5	.1	35.52	-	-	-	-	-	-	59	262	V
14.83	21.27	ADR	39.8	-20.5	.1	40.67	-	-	-	-	-	-	334	214	H
14.833	33.1	PK-U	39.8	-20.5	0	52.4	-	-	-	-	68.2	-15.8	334	214	H

* - indicates frequency in CFR15.205/IC8.10 RSS-Restricted Band
 PK-U - U-NII: Maximum Peak
 ADR - U-NII AD primary method, RMS average

10.1.9. 11a 2TX CDD MIMO MODE IN THE 5.6GHZ BAND

RESTRICTED BANDEDGE (LOW CHANNEL)



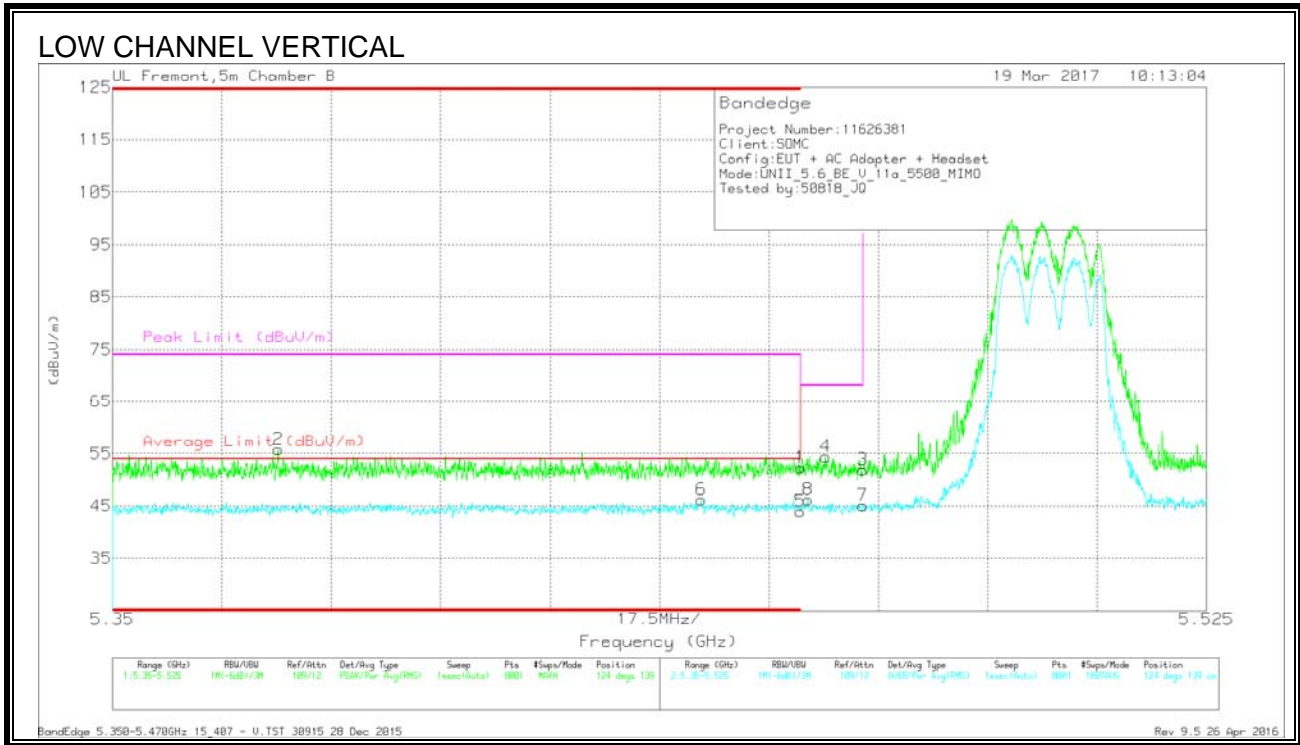
Trace Markers

Marker	Frequency (GHz)	Meter Reading (dBuV)	Det	AF T345 (dB/m)	Amp/Chl/Filt/Pad (dB)	DC Corr (dB)	Corrected Reading (dBuV/m)	Average Limit (dBuV/m)	Margin (dB)	Peak Limit (dBuV/m)	PK Margin (dB)	Azimuth (Degs)	Height (cm)	Polarity
6	* 5.394	29.57	RMS	34.5	-18.5	-24	45.81	54	-8.19	-	-	26	195	H
2	* 5.443	40.12	Pk	34.5	-18.8	0	55.82	-	-	74	-18.18	26	195	H
1	* 5.46	35.2	Pk	34.5	-18.9	0	50.8	-	-	74	-23.2	26	195	H
5	* 5.46	29	RMS	34.5	-18.9	-24	44.84	54	-9.16	-	-	26	195	H
8	5.465	30.22	RMS	34.5	-19.2	-24	45.76	-	-	-	-	26	195	H
4	5.469	39.57	Pk	34.5	-19.2	0	54.87	-	-	68.2	-13.33	26	195	H
3	5.47	37.07	Pk	34.5	-19.1	0	52.47	-	-	68.2	-15.73	26	195	H
7	5.47	28.62	RMS	34.5	-19.1	-24	44.26	-	-	-	-	26	195	H

* - indicates frequency in CFR15.205/IC8.10 RSS-Restricted Band

Pk - Peak detector

RMS - RMS detection



Trace Markers

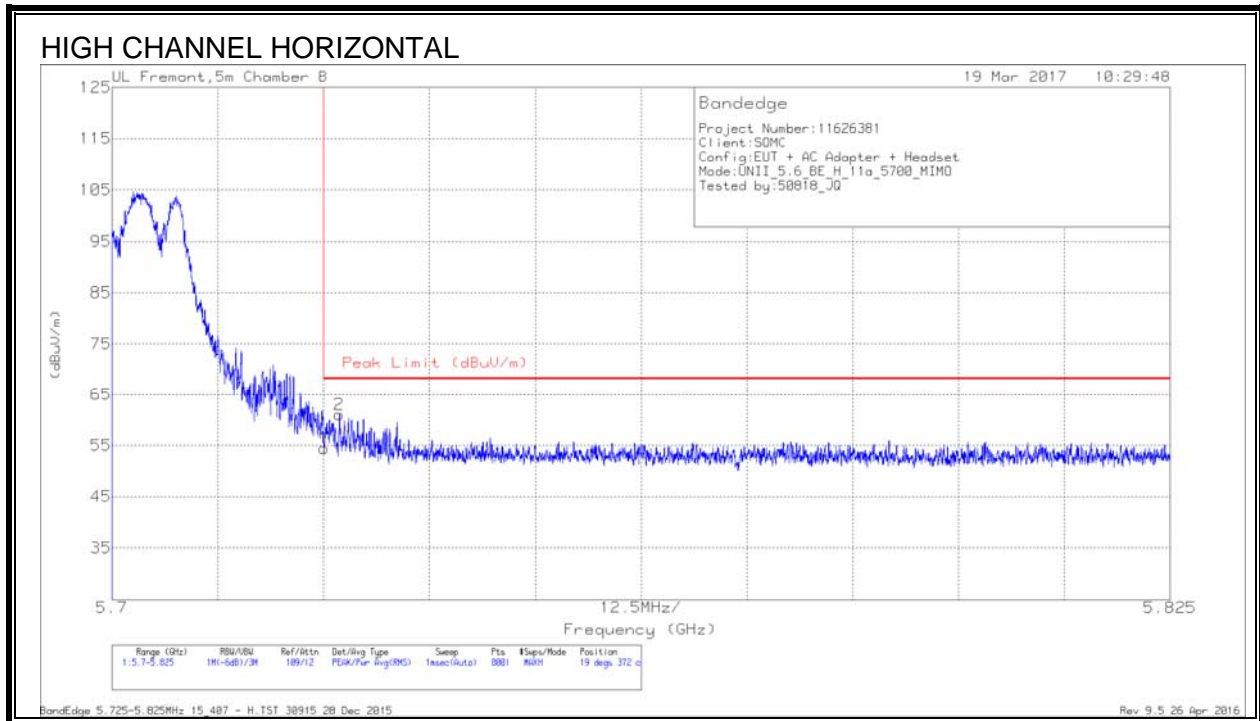
Marker	Frequency (GHz)	Meter Reading (dBuV)	Det	AF T345 (dB/m)	Amp/Cbl/Rtr/Pad (dB)	DC Corr (dB)	Corrected Reading (dBuV/m)	Average Limit (dBuV/m)	Margin (dB)	Peak Limit (dBuV/m)	PK Margin (dB)	Azimuth (Degs)	Height (cm)	Polarity
2	* 5.377	39.64	Pk	34.5	-18.4	0	55.74	-	-	74	-18.26	124	139	V
6	* 5.444	30.28	RMS	34.5	-18.8	-24	46.22	54	-7.78	-	-	124	139	V
1	* 5.46	36.64	Pk	34.5	-18.9	0	52.24	-	-	74	-21.76	124	139	V
5	* 5.46	28.13	RMS	34.5	-18.9	-24	43.97	54	-10.03	-	-	124	139	V
8	5.461	30.33	RMS	34.5	-18.9	-24	46.17	-	-	-	-	124	139	V
4	5.464	38.99	Pk	34.5	-19.1	0	54.39	-	-	68.2	-13.81	124	139	V
3	5.47	36.52	Pk	34.5	-19.1	0	51.92	-	-	68.2	-16.28	124	139	V
7	5.47	29.48	RMS	34.5	-19.1	-24	45.12	-	-	-	-	124	139	V

* - indicates frequency in CFR15.205/IC8.10 RSS-Restricted Band

Pk - Peak detector

RMS - RMS detection

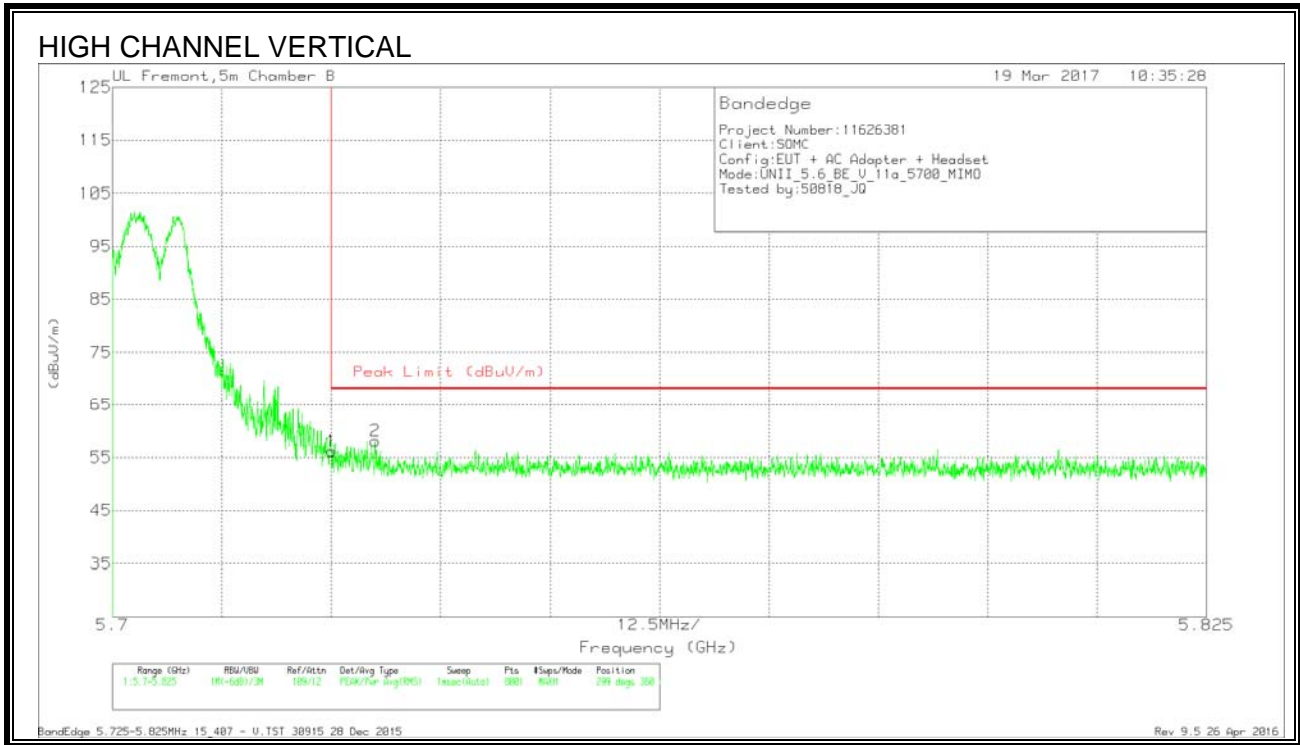
AUTHORIZED BANDEDGE (HIGH CHANNEL)



Trace Markers

Marker	Frequency (GHz)	Meter Reading (dBuV)	Det	AF T345 (dB/m)	Amp/Cbl/Filtr/Pad (dB)	Corrected Reading (dBuV/m)	Peak Limit (dBuV/m)	PK Margin (dB)	Azimuth (Degs)	Height (cm)	Polarity
1	5.725	39.18	Pk	34.9	-19.6	54.48	68.2	-13.72	19	372	H
2	5.727	45.68	Pk	34.9	-19.5	61.08	68.2	-7.12	19	372	H

* - indicates frequency in CFR15.205/IC8.10 RSS-Restricted Band
 Pk - Peak detector

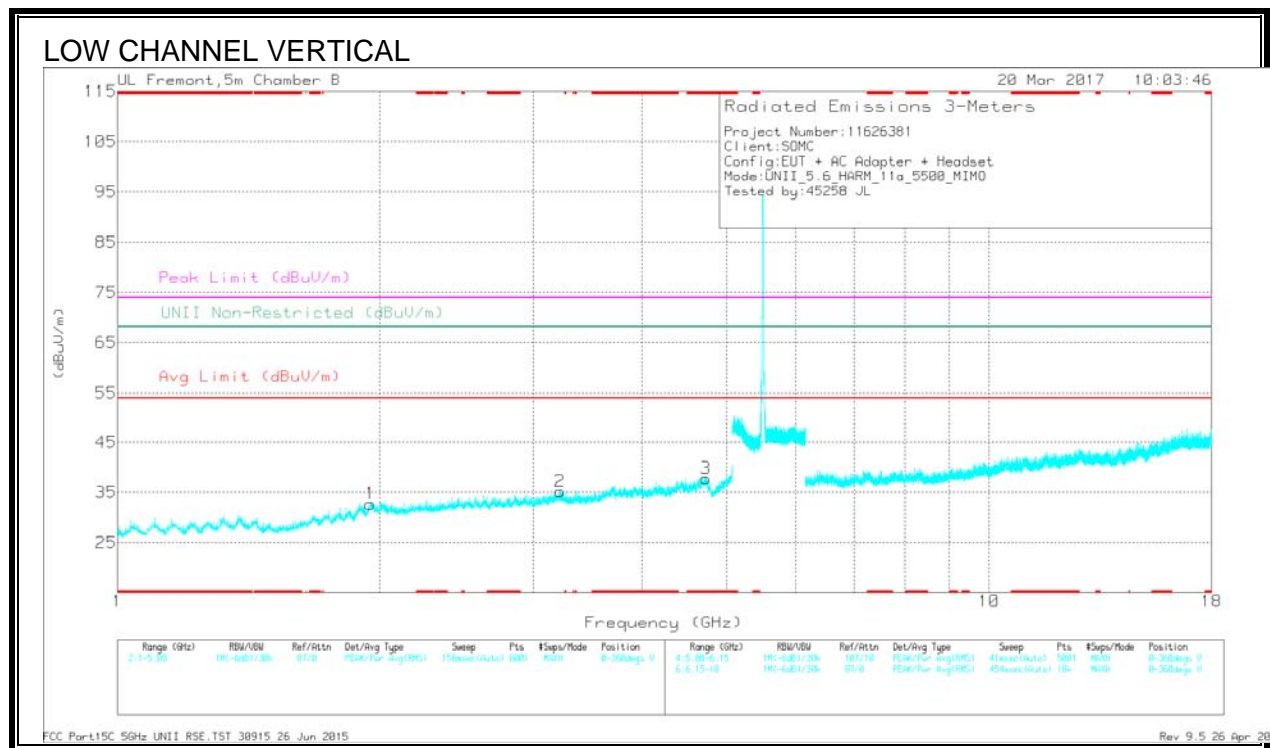
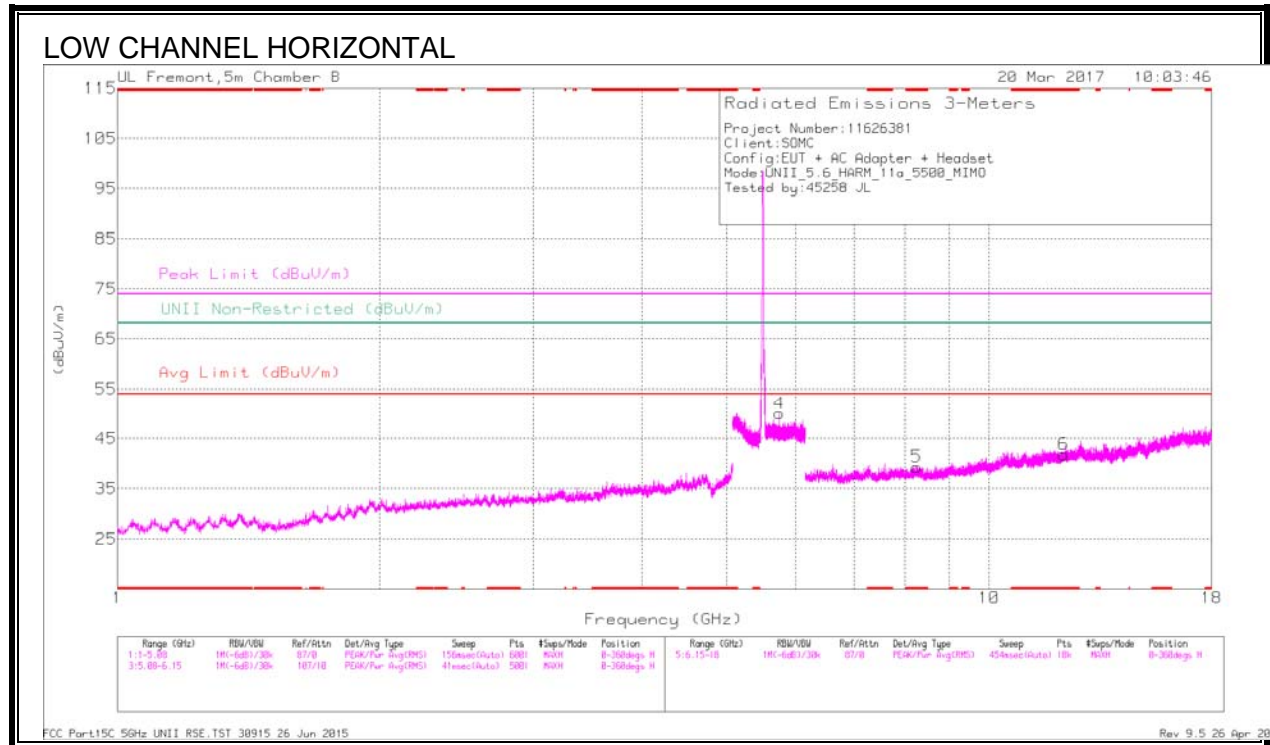


Trace Markers

Marker	Frequency (GHz)	Meter Reading (dBuV)	Det	AF T345 (dB/m)	Amp/Cbl/Filtr/Pad (dB)	Corrected Reading (dBuV/m)	Peak Limit (dBuV/m)	PK Margin (dB)	Azimuth (Degs)	Height (cm)	Polarity
1	5.725	40.88	Pk	34.9	-19.6	56.18	68.2	-12.02	299	360	V
2	5.73	42.77	Pk	34.9	-19.6	58.07	68.2	-10.13	299	360	V

* - indicates frequency in CFR15.205/IC8.10 RSS-Restricted Band
 Pk - Peak detector

HARMONICS AND SPURIOUS EMISSIONS



Trace Markers

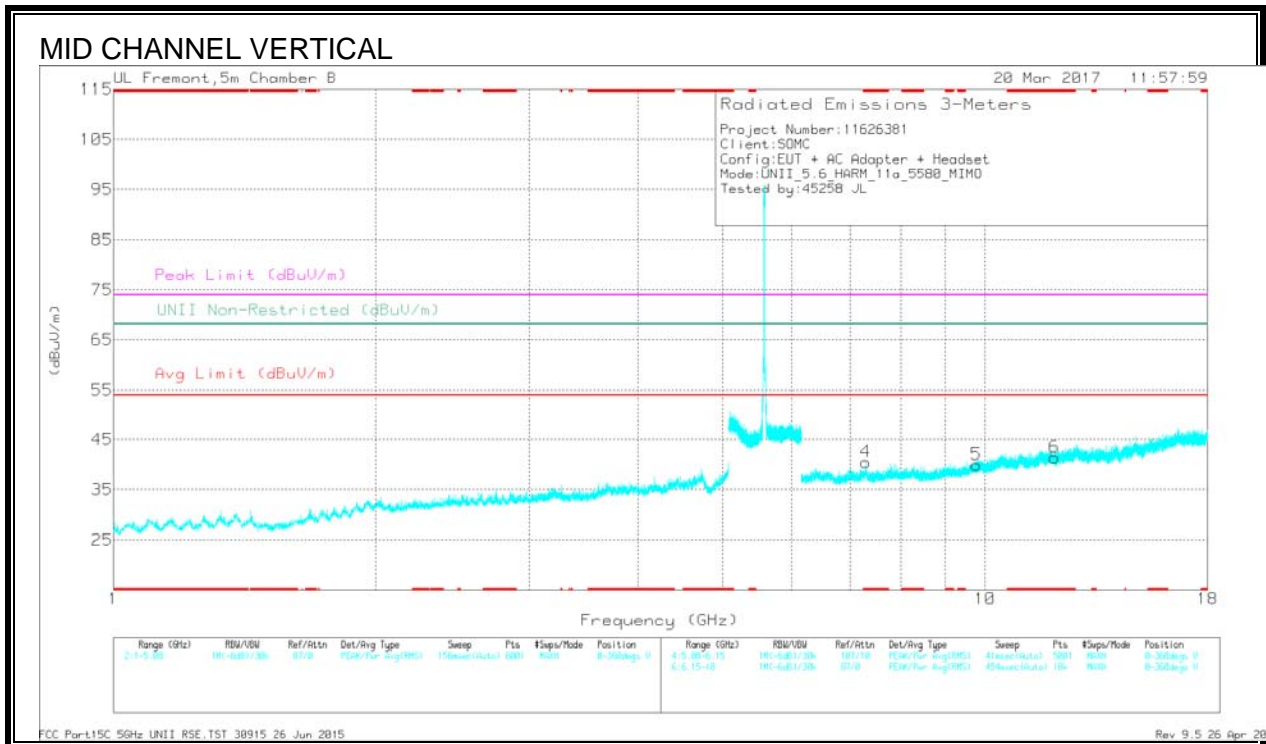
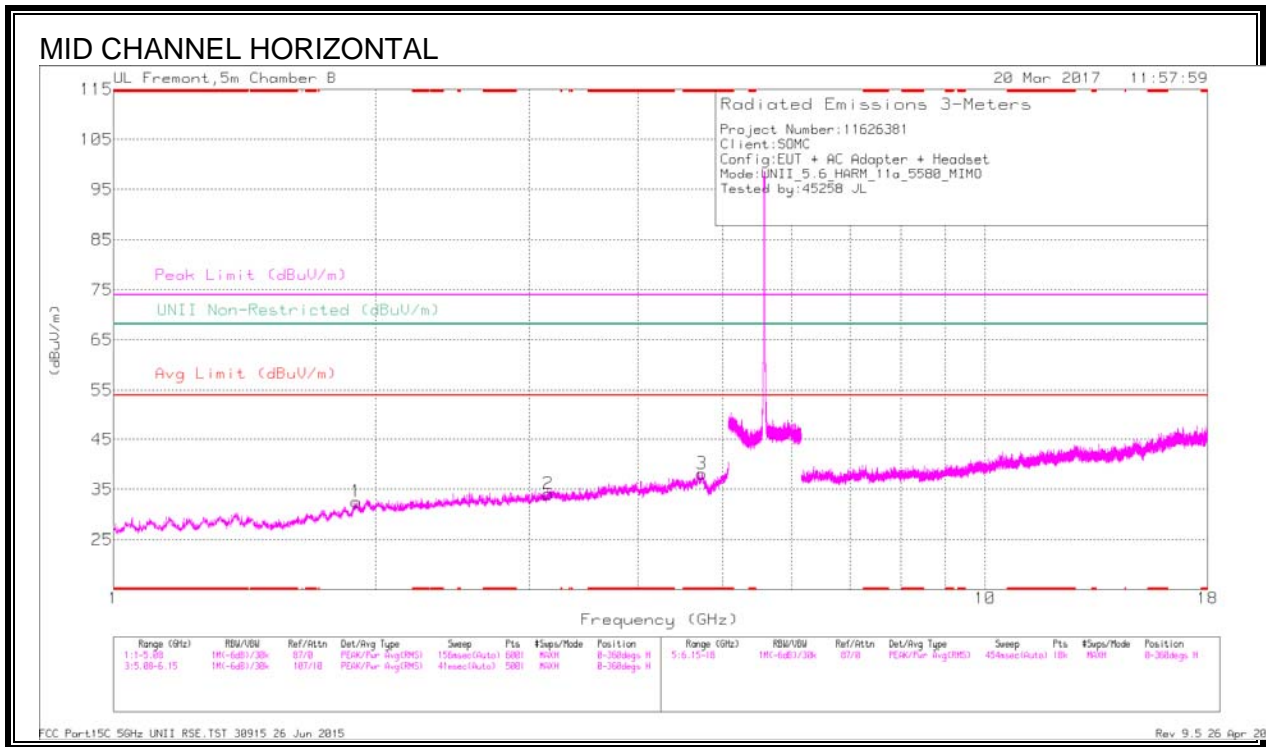
Marker	Frequency (GHz)	Meter Reading (dBuV)	Det	AF T345 (dB/m)	Amp/Ch/Ftr/Pad (dB)	DC Corr (dB)	Corrected Reading (dBuV/m)	Avg Limit (dBuV/m)	Margin (dB)	Peak Limit (dBuV/m)	PK Margin (dB)	UNII Non-Restricted (dBuV/m)	PK Margin (dB)	Altitude (Degs)	Height (cm)	Polarity
3	* 4.734	32.9	Pk	34	-29.1	0	37.8	-	-	74	-36.2	-	-	0-360	201	V
5	* 8.261	29.68	Pk	35.8	-26.1	0	39.38	-	-	74	-34.62	-	-	0-360	98	H
6	* 12.177	25.59	Pk	39.1	-22.9	0	41.79	-	-	74	-32.21	-	-	0-360	98	H
1	1.95	33.53	Pk	31.2	-32	0	32.73	-	-	-	-	68.2	-35.47	0-360	201	V
2	3.219	32.85	Pk	32.9	-30.6	0	35.15	-	-	-	-	68.2	-33.05	0-360	201	V
4	5.741	34.64	Pk	34.9	-19.6	0	49.94	-	-	-	-	68.2	-18.26	0-360	98	H

* - indicates frequency in CFR15.205/IC8.10 RSS-Restricted Band
 Pk - Peak detector

Radiated Emissions

Frequency (GHz)	Meter Reading (dBuV)	Det	AF T345 (dB/m)	Amp/Ch/Ftr/Pad (dB)	DC Corr (dB)	Corrected Reading (dBuV/m)	Avg Limit (dBuV/m)	Margin (dB)	Peak Limit (dBuV/m)	PK Margin (dB)	UNII Non-Restricted (dBuV/m)	PK Margin (dB)	Altitude (Degs)	Height (cm)	Polarity
* 4.733	38.84	PK-U	34	-29.1	0	43.74	-	-	74	-30.26	-	-	71	215	V
* 4.735	28.6	ADR	34	-29	.24	33.84	54	-20.16	-	-	-	-	71	215	V
* 8.363	35.42	PK-U	35.8	-26.1	0	45.12	-	-	74	-28.88	-	-	146	172	H
* 8.361	24.89	ADR	35.8	-26.1	.24	34.83	54	-19.17	-	-	-	-	146	172	H
* 12.175	31.95	PK-U	39.1	-22.8	0	48.25	-	-	74	-25.75	-	-	184	221	H
* 12.178	21.17	ADR	39.1	-22.9	.24	37.61	54	-16.39	-	-	-	-	184	221	H
1.949	40.13	PK-U	31.2	-32.1	0	39.23	-	-	-	-	68.2	-28.97	250	156	V
1.952	29.77	ADR	31.2	-32	.24	29.21	-	-	-	-	-	-	250	156	V
3.216	39.34	PK-U	32.9	-30.6	0	41.64	-	-	-	-	68.2	-26.56	289	201	V
3.223	27.62	ADR	32.9	-30.7	.24	30.06	-	-	-	-	-	-	289	201	V
5.74	38.97	PK-U	34.9	-19.6	0	54.27	-	-	-	-	68.2	-13.93	40	244	H
5.741	22.39	ADR	34.9	-19.6	.24	37.93	-	-	-	-	-	-	40	244	H

* - indicates frequency in CFR15.205/IC8.10 RSS-Restricted Band
 PK-U - U-NII: Maximum Peak
 ADR - U-NII AD primary method, RMS average



Trace Markers

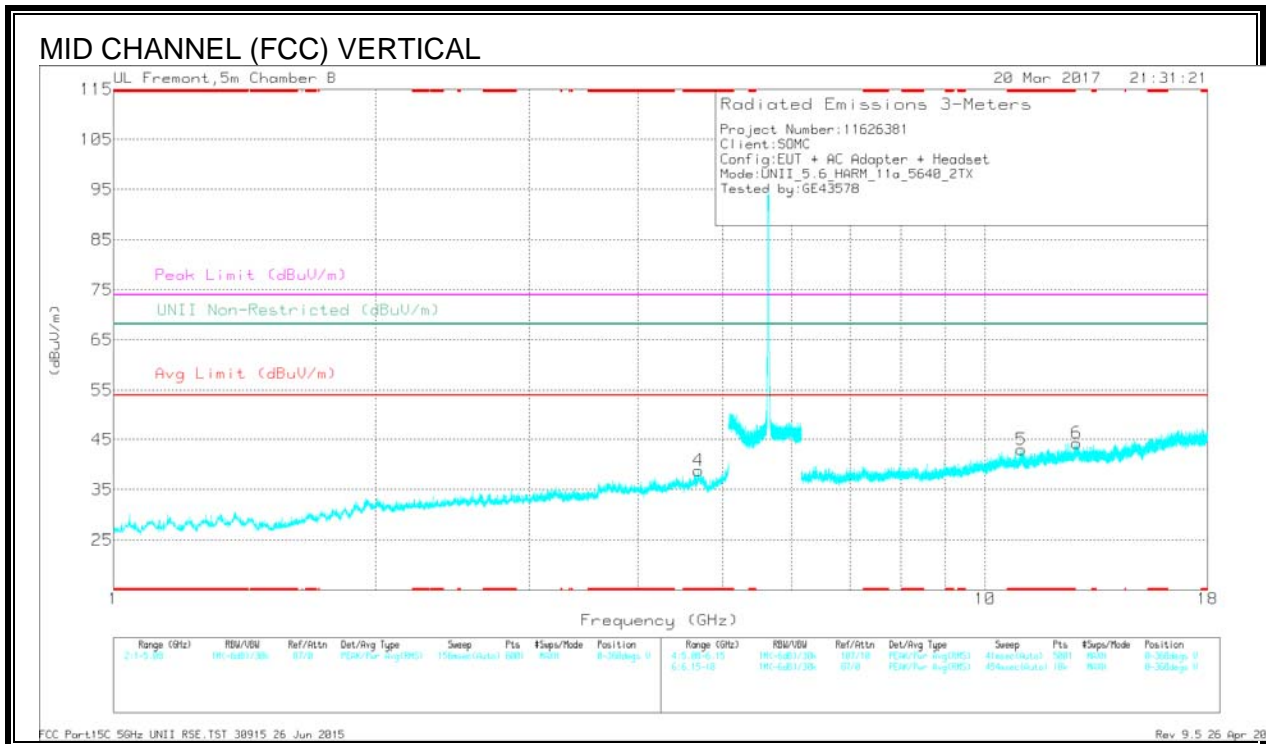
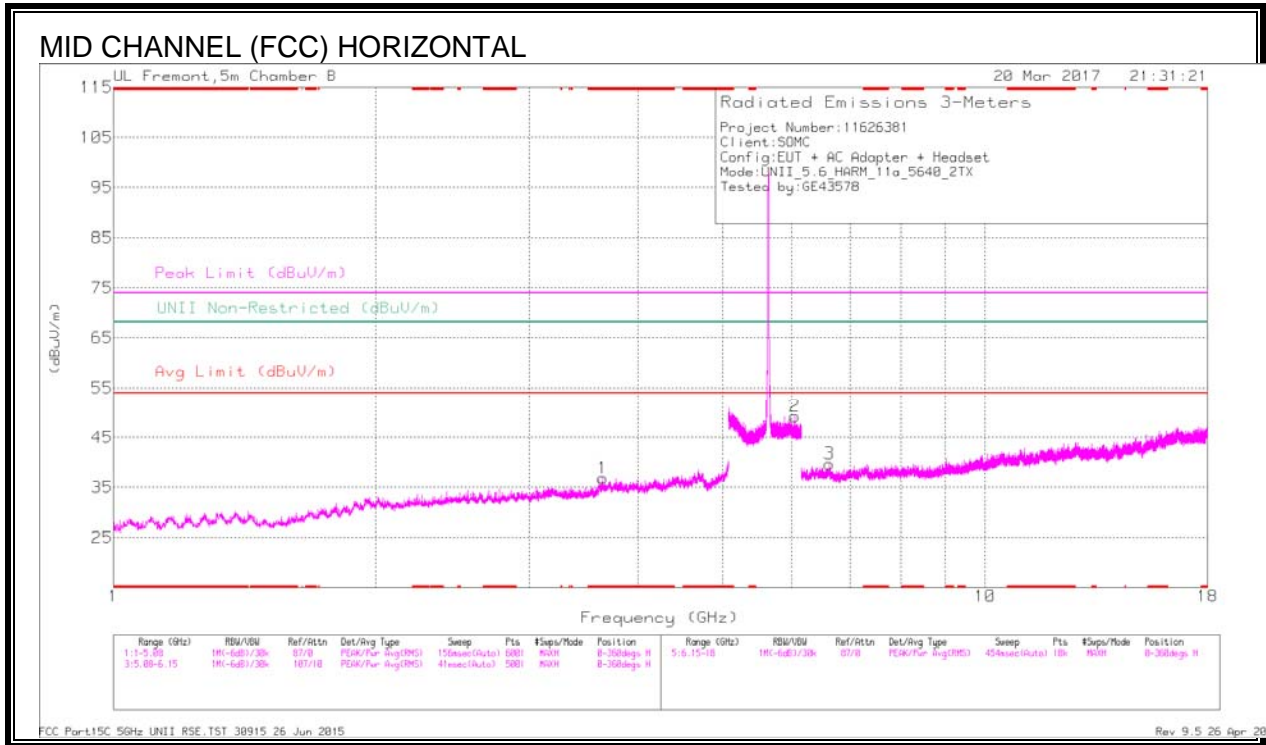
Marker	Frequency (GHz)	Meter Reading (dBuV)	Det	AF T345 (dB/m)	Amp/Ch/Hz/Pad (dB)	DC Corr (dB)	Corrected Reading (dBuV/m)	Avg Limit (dBuV/m)	Margin (dB)	Peak Limit (dBuV/m)	PK Margin (dB)	UNII Non-Restricted (dBuV/m)	PK Margin (dB)	Altitude (Degs)	Height (cm)	Polarity
3	* 4.735	33.13	Pk	34	-29	0	38.13	-	-	74	-35.87	-	-	0-360	201	H
4	* 7.297	31.09	Pk	35.6	-26.2	0	40.49	-	-	74	-33.51	-	-	0-360	201	V
6	* 12.01	25.96	Pk	38.8	-23.4	0	41.36	-	-	74	-32.64	-	-	0-360	201	V
1	1.898	34.28	Pk	30.8	-32.5	0	32.58	-	-	-	-	68.2	-35.62	0-360	201	H
2	3.155	32.47	Pk	32.9	-31.2	0	34.17	-	-	-	-	68.2	-34.03	0-360	201	H
5	9.777	27.34	Pk	37	-24.3	0	40.04	-	-	-	-	68.2	-28.16	0-360	98	V

* - indicates frequency in CFR15.205/IC8.10 RSS-Restricted Band
 Pk - Peak detector

Radiated Emissions

Frequency (GHz)	Meter Reading (dBuV)	Det	AF T345 (dB/m)	Amp/Ch/Hz/Pad (dB)	DC Corr (dB)	Corrected Reading (dBuV/m)	Avg Limit (dBuV/m)	Margin (dB)	Peak Limit (dBuV/m)	PK Margin (dB)	UNII Non-Restricted (dBuV/m)	PK Margin (dB)	Altitude (Degs)	Height (cm)	Polarity
* 4.736	39.52	PK-U	34	-29.1	0	44.42	-	-	74	-29.58	-	-	212	205	H
* 4.736	28.63	ADR	34	-29.1	.24	33.77	54	-20.23	-	-	-	-	212	205	H
* 7.298	35.57	PK-U	35.6	-26.2	0	44.97	-	-	74	-29.03	-	-	95	241	V
* 7.299	25.21	ADR	35.6	-26.2	.24	34.85	54	-19.15	-	-	-	-	95	241	V
* 12.009	32.5	PK-U	38.8	-23.4	0	47.9	-	-	74	-26.1	-	-	55	182	V
* 12.01	21.75	ADR	38.8	-23.4	.24	37.39	54	-16.61	-	-	-	-	55	182	V
1.899	40.73	PK-U	30.8	-32.4	0	39.13	-	-	-	-	68.2	-29.07	314	156	H
3.154	40.01	PK-U	32.9	-31.3	0	41.61	-	-	-	-	68.2	-26.59	234	203	H
9.775	33.6	PK-U	37	-24.4	0	46.2	-	-	-	-	68.2	-22	186	239	V

* - indicates frequency in CFR15.205/IC8.10 RSS-Restricted Band
 PK-U - U-NII: Maximum Peak
 ADR - U-NII AD primary method, RMS average



Trace Markers

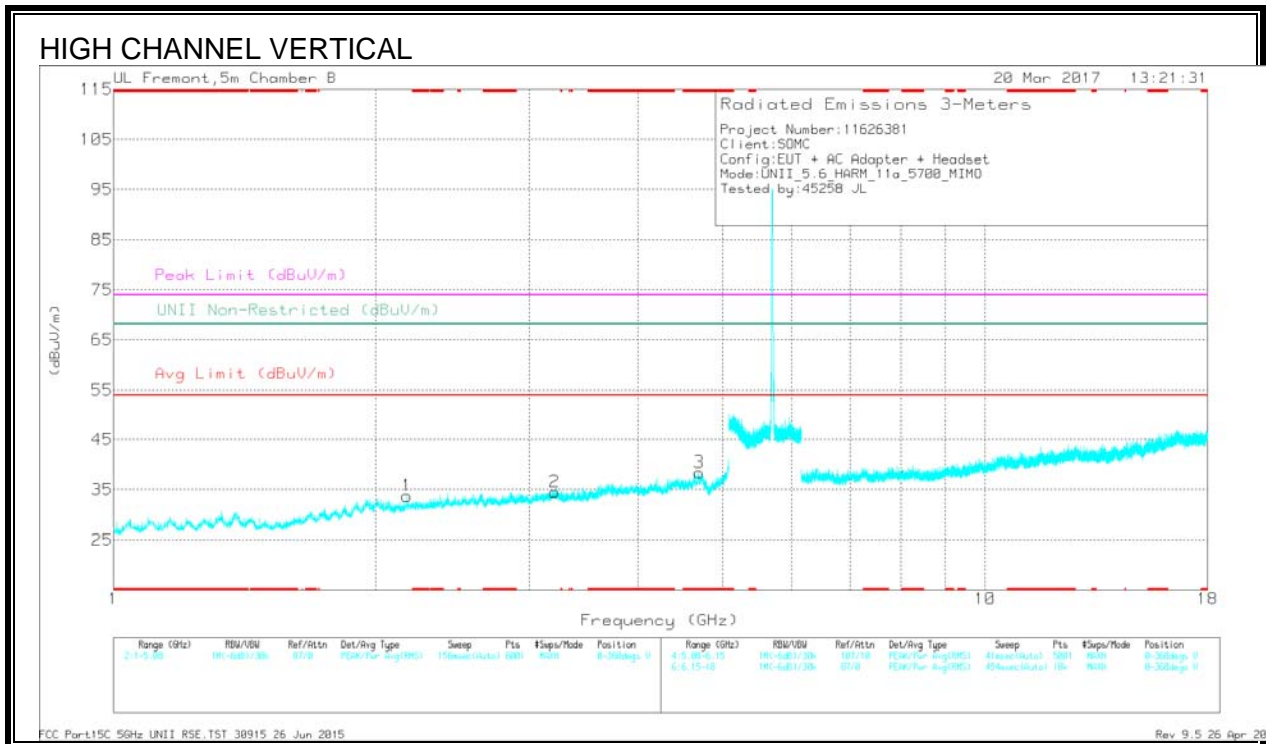
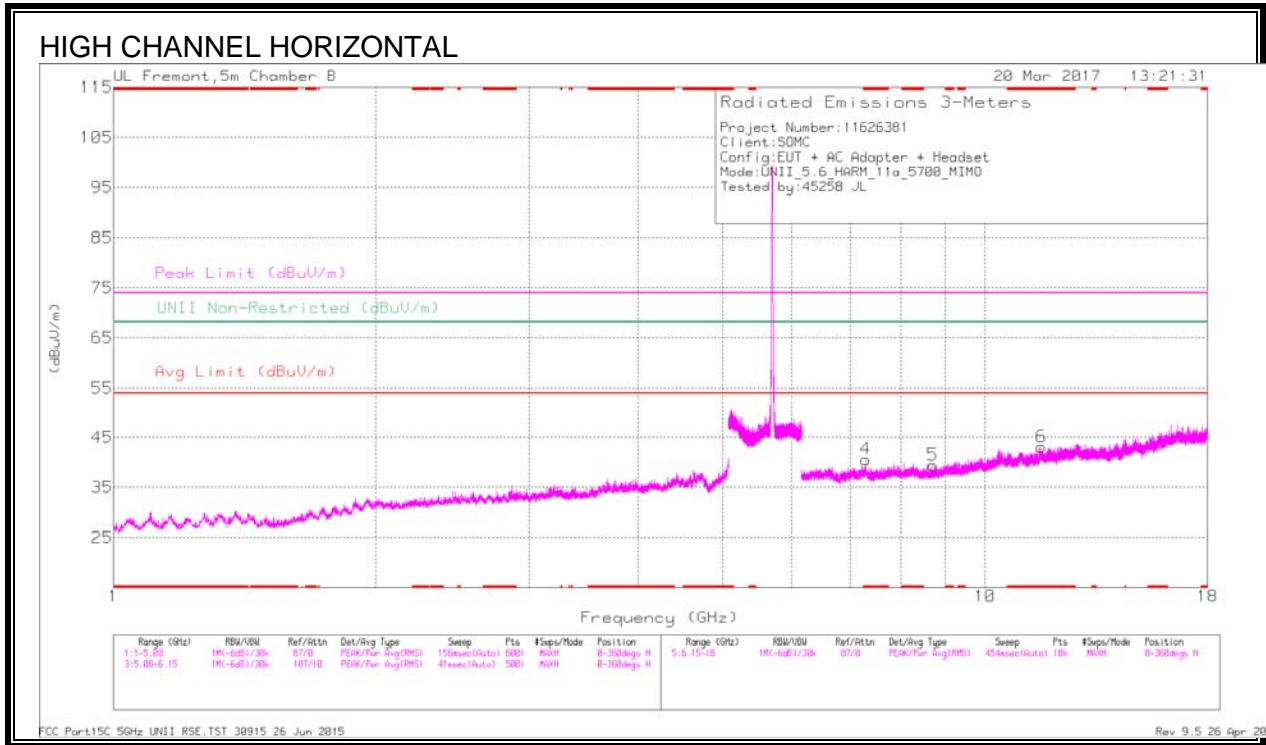
Marker	Frequency (GHz)	Meter Reading (dBuV)	Det	AF T345 (dB/m)	Amp/Ch/Ftr/Pad (dB)	DC Corr (dB)	Corrected Reading (dBuV/m)	Avg Limit (dBuV/m)	Margin (dB)	Peak Limit (dBuV/m)	PK Margin (dB)	UNII Non-Restricted (dBuV/m)	PK Margin (dB)	Altitude (Degs)	Height (cm)	Polarity
1	* 3.642	34.86	Pk	33.2	-31.2	0	36.86	-	-	74	-37.14	-	-	0-360	201	H
4	* 4.688	33.95	Pk	34.1	-29.2	0	38.85	-	-	74	-35.15	-	-	0-360	98	V
5	* 11.013	27.54	Pk	37.9	-22.5	0	42.94	-	-	74	-31.06	-	-	0-360	98	V
2	6.045	33.03	Pk	35.3	-19.1	0	49.23	-	-	-	-	68.2	-18.97	0-360	98	H
3	6.627	31.38	Pk	35.5	-27.1	0	39.78	-	-	-	-	68.2	-28.42	0-360	98	H
6	12.734	27.19	Pk	39.4	-22.3	0	44.29	-	-	-	-	68.2	-23.91	0-360	201	V

* - indicates frequency in CFR15.205/IC8.10 RSS-Restricted Band
 Pk - Peak detector

Radiated Emissions

Frequency (GHz)	Meter Reading (dBuV)	Det	AF T345 (dB/m)	Amp/Ch/Ftr/Pad (dB)	DC Corr (dB)	Corrected Reading (dBuV/m)	Avg Limit (dBuV/m)	Margin (dB)	Peak Limit (dBuV/m)	PK Margin (dB)	UNII Non-Restricted (dBuV/m)	PK Margin (dB)	Altitude (Degs)	Height (cm)	Polarity
* 3.643	39.81	PK-U	33.2	-31.2	0	41.81	-	-	74	-32.19	-	-	343	203	H
* 3.643	28.23	ADR	33.2	-31.2	.24	30.47	54	-23.53	-	-	-	-	343	203	H
* 4.689	39.78	PK-U	34.1	-29.2	0	44.68	-	-	74	-29.32	-	-	39	100	V
* 4.688	28.69	ADR	34.1	-29.2	.24	33.83	54	-20.17	-	-	-	-	39	100	V
* 11.012	33.15	PK-U	37.9	-22.5	0	48.55	-	-	74	-25.45	-	-	279	101	V
* 11.012	21.12	ADR	37.9	-22.5	.24	36.76	54	-17.24	-	-	-	-	279	101	V
6.045	39.14	PK-U	35.3	-19.1	0	55.34	-	-	-	-	68.2	-12.86	7	101	H
6.626	37	PK-U	35.5	-27.1	0	45.4	-	-	-	-	68.2	-22.8	221	101	H
12.734	32.85	PK-U	39.4	-22.3	0	49.95	-	-	-	-	68.2	-18.25	359	203	V

* - indicates frequency in CFR15.205/IC8.10 RSS-Restricted Band
 PK-U - U-NII: Maximum Peak
 ADR - U-NII AD primary method, RMS average



Trace Markers

Marker	Frequency (GHz)	Meter Reading (dBuV)	Det	AF T345 (dB/m)	Amp/Ch/Ftr/Pad (dB)	DC Corr (dB)	Corrected Reading (dBuV/m)	Avg Limit (dBuV/m)	Margin (dB)	Peak Limit (dBuV/m)	PK Margin (dB)	UNII Non-Restricted (dBuV/m)	PK Margin (dB)	Altitude (Degs)	Height (cm)	Polarity
3	* 4.699	33.74	Pk	34.1	-29.4	0	38.44	-	-	74	-35.56	-	-	0-360	98	V
4	* 7.292	31.12	Pk	35.6	-26.1	0	40.62	-	-	74	-33.38	-	-	0-360	201	H
6	* 11.616	27.03	Pk	38.4	-22.3	0	43.13	-	-	74	-30.87	-	-	0-360	98	H
1	2.172	35.19	Pk	31.5	-32.9	0	33.79	-	-	-	-	68.2	-34.41	0-360	201	V
2	3.206	32.17	Pk	33	-30.6	0	34.57	-	-	-	-	68.2	-33.63	0-360	201	V
5	8.716	29.54	Pk	35.9	-26	0	39.44	-	-	-	-	68.2	-28.76	0-360	201	H

* - indicates frequency in CFR15.205/IC8.10 RSS-Restricted Band
 Pk - Peak detector

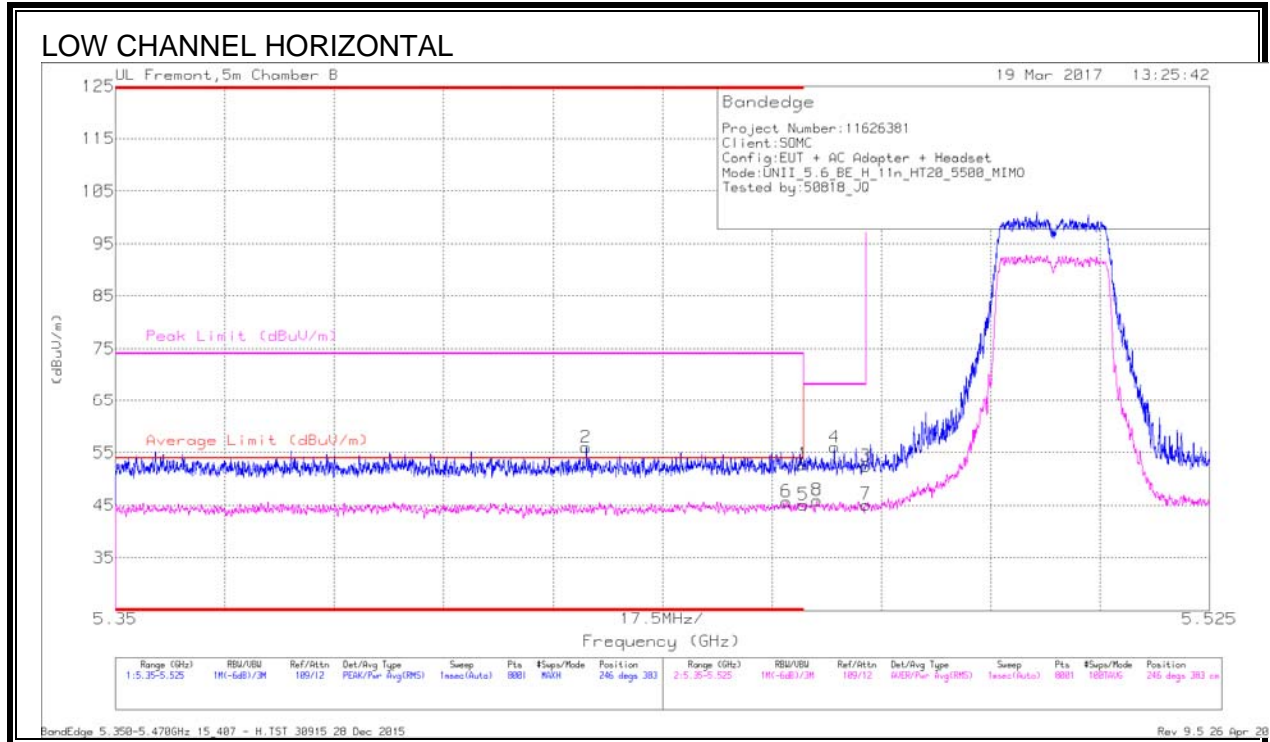
Radiated Emissions

Frequency (GHz)	Meter Reading (dBuV)	Det	AF T345 (dB/m)	Amp/Ch/Ftr/Pad (dB)	DC Corr (dB)	Corrected Reading (dBuV/m)	Avg Limit (dBuV/m)	Margin (dB)	Peak Limit (dBuV/m)	PK Margin (dB)	UNII Non-Restricted (dBuV/m)	PK Margin (dB)	Altitude (Degs)	Height (cm)	Polarity
* 4.698	38.41	PK-U	34.1	-29.4	0	43.11	-	-	74	-30.89	-	-	122	215	V
* 4.697	28.47	ADR	34.1	-29.4	.24	33.41	54	-20.59	-	-	-	-	122	215	V
* 7.291	35.62	PK-U	35.6	-26.1	0	45.12	-	-	74	-28.88	-	-	206	238	H
* 7.294	25.01	ADR	35.6	-26.1	.24	34.75	54	-19.25	-	-	-	-	206	238	H
* 11.614	32.32	PK-U	38.4	-22.3	0	48.42	-	-	74	-25.58	-	-	250	194	H
* 11.615	21.15	ADR	38.4	-22.3	.24	37.49	54	-16.51	-	-	-	-	250	194	H
2.173	40.25	PK-U	31.5	-32.9	0	38.85	-	-	-	-	68.2	-29.35	27	145	V
3.204	38.84	PK-U	33	-30.6	0	41.24	-	-	-	-	68.2	-26.96	76	184	V
8.716	34.52	PK-U	35.9	-26	0	44.42	-	-	-	-	68.2	-23.78	139	159	H

* - indicates frequency in CFR15.205/IC8.10 RSS-Restricted Band
 PK-U - U-NII: Maximum Peak
 ADR - U-NII AD primary method, RMS average

10.1.10. 11n HT20 2TX CDD MIMO MODE IN THE 5.6GHZ BAND

RESTRICTED BANDEDGE (LOW CHANNEL)



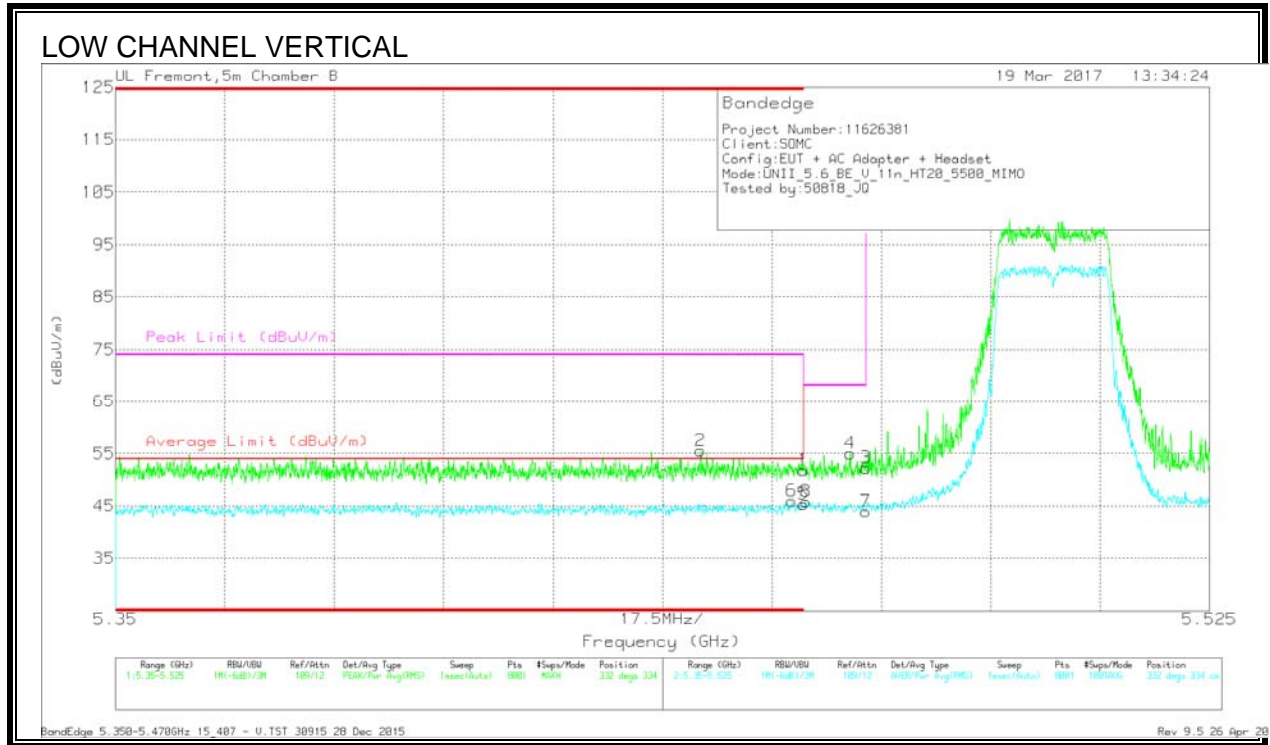
Trace Markers

Marker	Frequency (GHz)	Meter Reading (dBuV)	Det	AFT345 (dB/m)	Amp/Chl/Filt/Pad (dB)	DC Corr (dB)	Corrected Reading (dBuV/m)	Average Limit (dBuV/m)	Margin (dB)	Peak Limit (dBuV/m)	PK Margin (dB)	Azimuth (Degs)	Height (cm)	Polarity
2	* 5.425	40.31	Pk	34.5	-18.8	0	56.01	-	-	74	-17.99	246	383	H
6	* 5.457	30.1	RMS	34.5	-19	.1	45.7	54	-8.3	-	-	246	383	H
1	* 5.46	37.16	Pk	34.5	-18.9	0	52.76	-	-	74	-21.24	246	383	H
5	* 5.46	29.34	RMS	34.5	-18.9	.1	45.04	54	-8.96	-	-	246	383	H
8	5.462	30.26	RMS	34.5	-18.9	.1	45.96	-	-	-	-	246	383	H
4	5.465	40.68	Pk	34.5	-19.2	0	55.98	-	-	68.2	-12.22	246	383	H
3	5.47	36.98	Pk	34.5	-19.1	0	52.38	-	-	68.2	-15.82	246	383	H
7	5.47	29.64	RMS	34.5	-19.1	.1	45.14	-	-	-	-	246	383	H

* - indicates frequency in CFR15.205/IC8.10 RSS-Restricted Band

Pk - Peak detector

RMS - RMS detection



Trace Markers

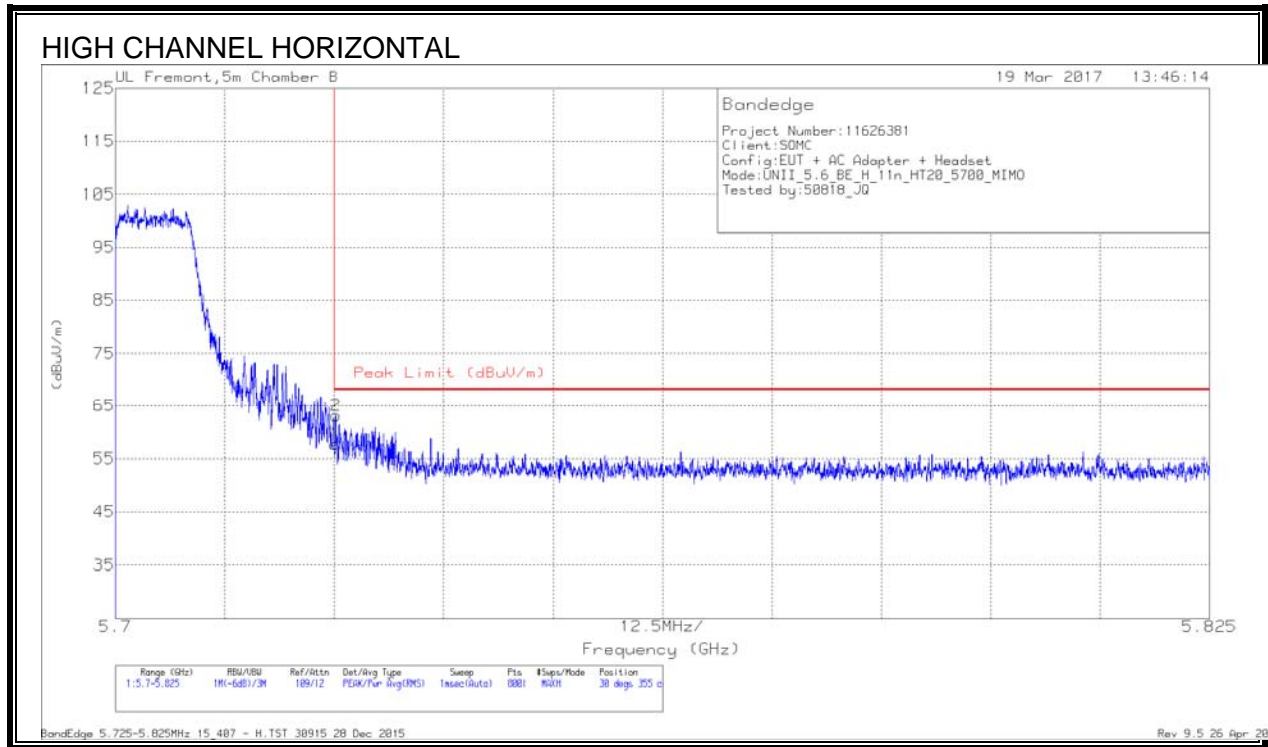
Marker	Frequency (GHz)	Meter Reading (dBuV)	Det	AF T345 (dB/m)	Amp/Cbl/Rtr/Pad (dB)	DC Corr (dB)	Corrected Reading (dBuV/m)	Average Limit (dBuV/m)	Margin (dB)	Peak Limit (dBuV/m)	PK Margin (dB)	Azimuth (Degs)	Height (cm)	Polarity
2	* 5.444	39.78	Pk	34.5	-18.8	0	55.48	-	-	74	-18.52	332	334	V
6	* 5.458	30.3	RMS	34.5	-19	.1	45.9	54	-8.1	-	-	332	334	V
1	* 5.46	36.19	Pk	34.5	-18.9	0	51.79	-	-	74	-22.21	332	334	V
5	* 5.46	29.64	RMS	34.5	-18.9	.1	45.34	54	-8.66	-	-	332	334	V
8	5.46	30.13	RMS	34.5	-18.9	.1	45.83	-	-	-	-	332	334	V
4	5.468	39.76	Pk	34.5	-19.2	0	55.06	-	-	68.2	-13.14	332	334	V
3	5.47	36.82	Pk	34.5	-19.1	0	52.22	-	-	68.2	-15.98	332	334	V
7	5.47	28.46	RMS	34.5	-19.1	.1	43.96	-	-	-	-	332	334	V

* - indicates frequency in CFR15.205/IC8.10 RSS-Restricted Band

Pk - Peak detector

RMS - RMS detection

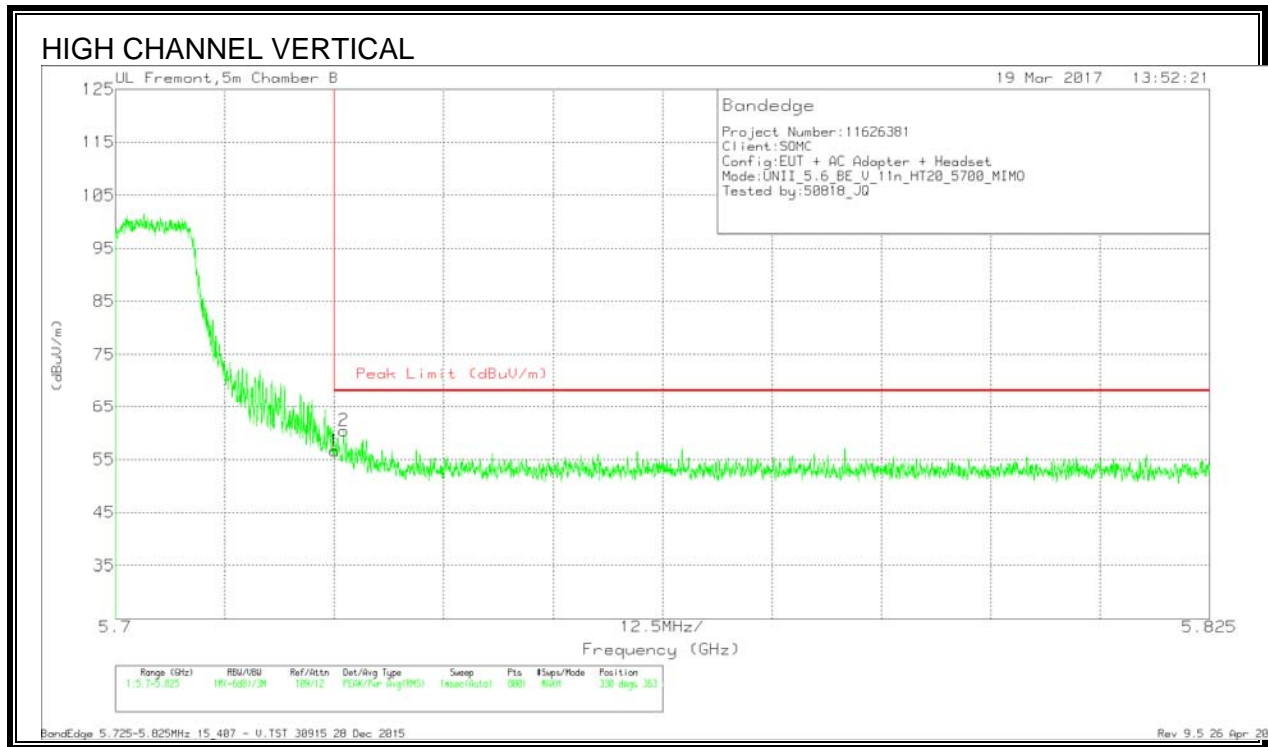
AUTHORIZED BANDEDGE (HIGH CHANNEL)



Trace Markers

Marker	Frequency (GHz)	Meter Reading (dBuV)	Det	AF T345 (dB/m)	Amp/Cbl/Filtr/Pad (dB)	Corrected Reading (dBuV/m)	Peak Limit (dBuV/m)	PK Margin (dB)	Azimuth (Degs)	Height (cm)	Polarity
1	5.725	42.45	Pk	34.9	-19.6	57.75	68.2	-10.45	30	355	H
2	5.725	47.83	Pk	34.9	-19.6	63.13	68.2	-5.07	30	355	H

* - indicates frequency in CFR15.205/IC8.10 RSS-Restricted Band
 Pk - Peak detector



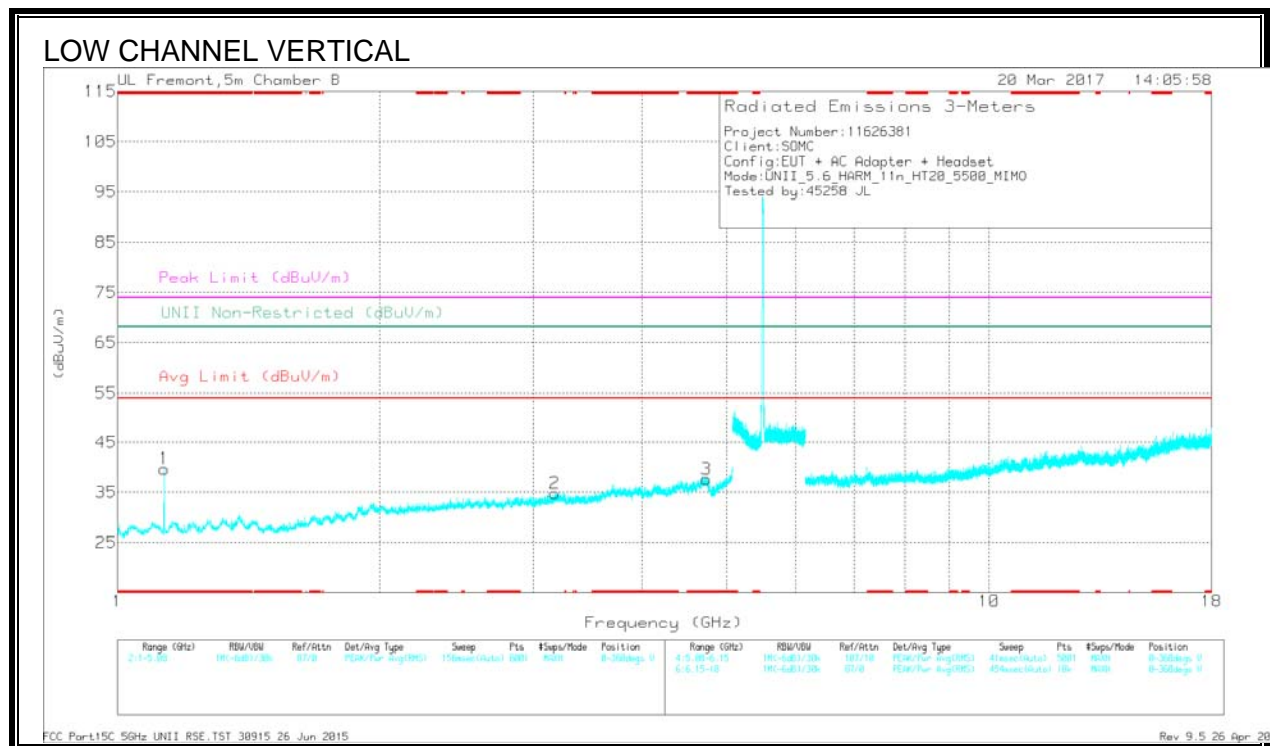
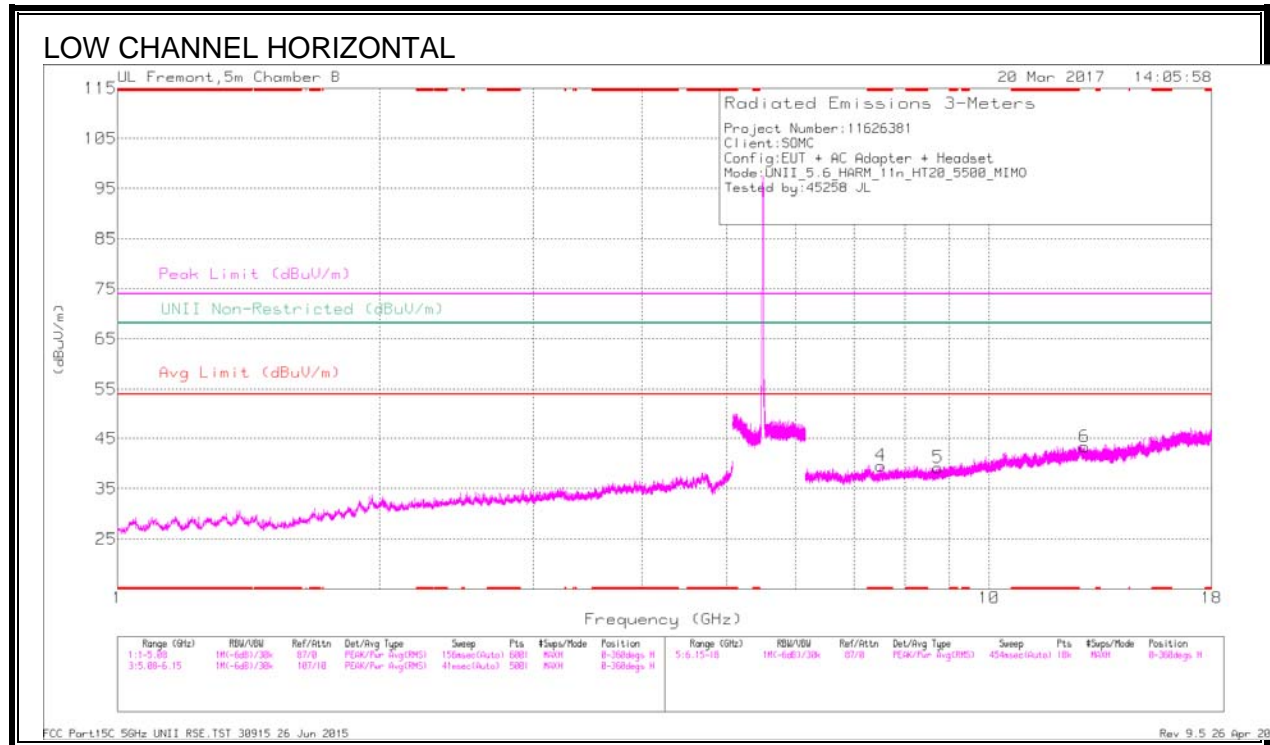
Trace Markers

Marker	Frequency (GHz)	Meter Reading (dBuV)	Det	AF T345 (dB/m)	Amp/Cbl/Filtr/Pad (dB)	Corrected Reading (dBuV/m)	Peak Limit (dBuV/m)	PK Margin (dB)	Azimuth (Degs)	Height (cm)	Polarity
1	5.725	41.35	Pk	34.9	-19.6	56.65	68.2	-11.55	330	363	V
2	5.726	45.09	Pk	34.9	-19.6	60.39	68.2	-7.81	330	363	V

* - indicates frequency in CFR15.205/IC8.10 RSS-Restricted Band

Pk - Peak detector

HARMONICS AND SPURIOUS EMISSIONS



Trace Markers

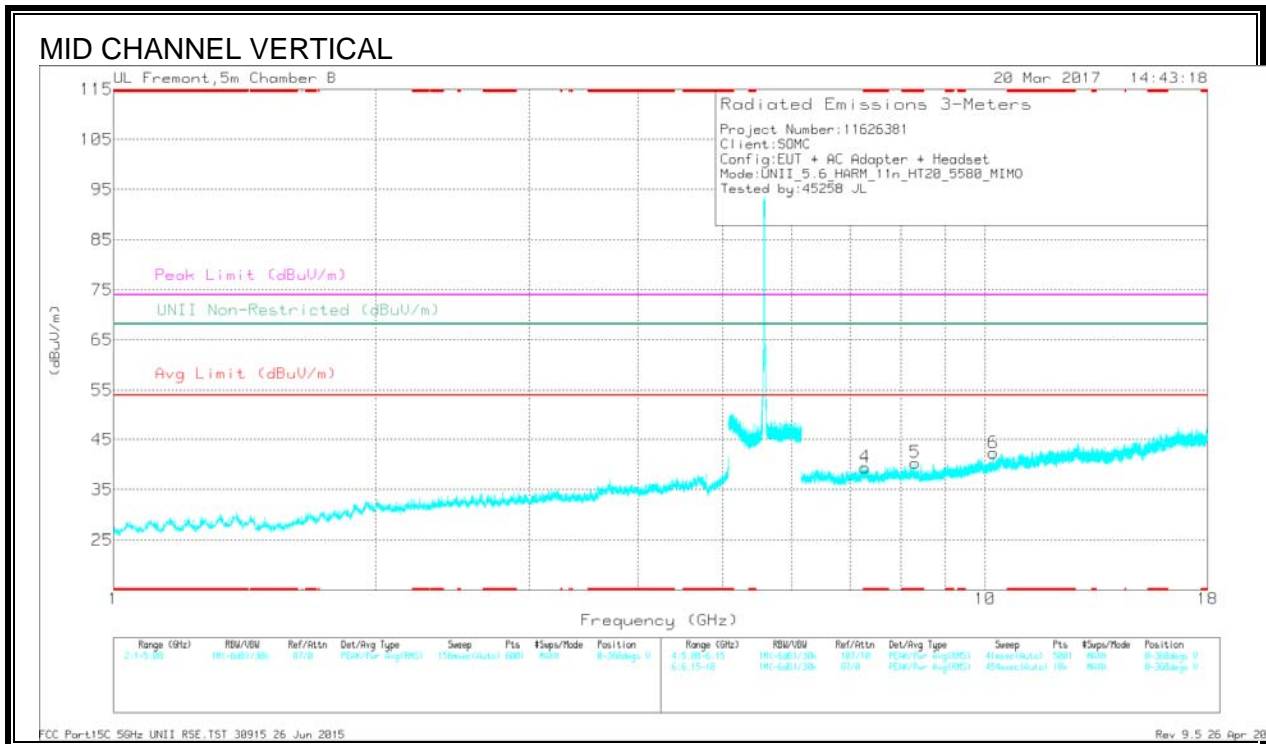
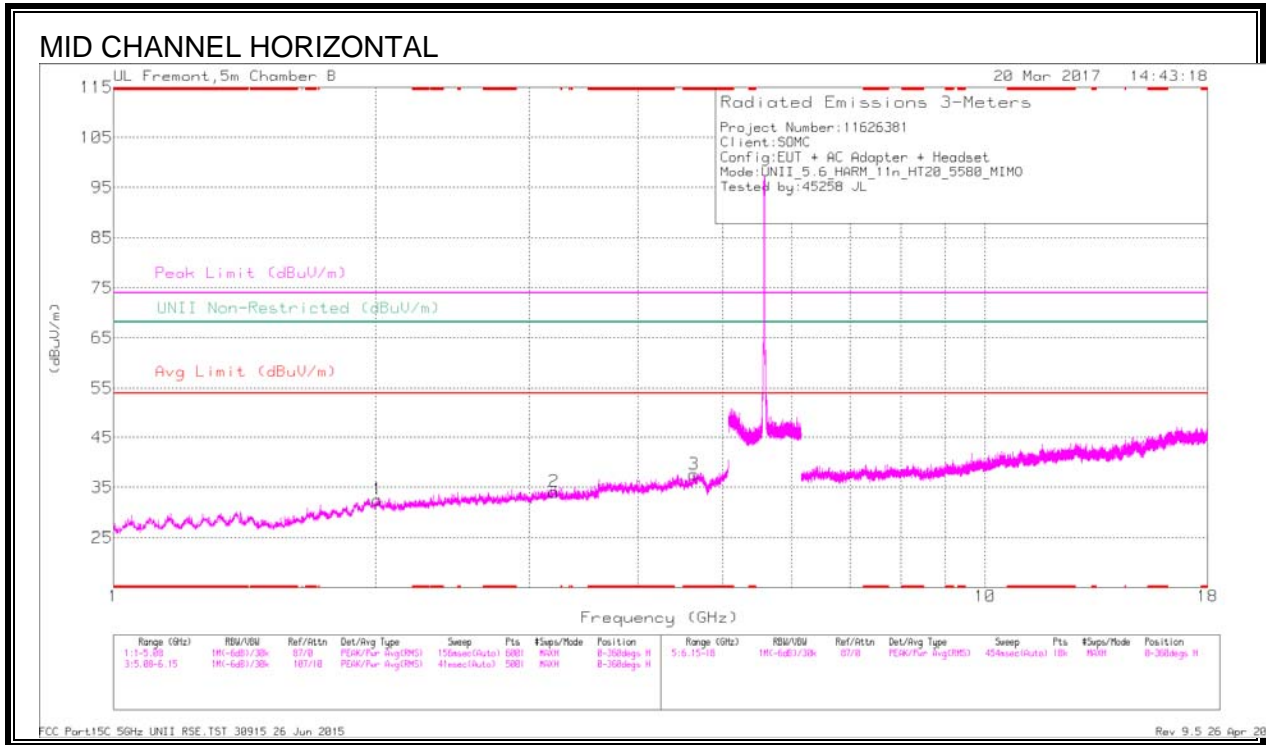
Marker	Frequency (GHz)	Meter Reading (dBuV)	Det	AF 1345 (dB/m)	Amp/Ch/Ftr/Pad (dB)	DC Corr (dB)	Corrected Reading (dBuV/m)	Avg Limit (dBuV/m)	Margin (dB)	Peak Limit (dBuV/m)	PK Margin (dB)	UNII Non-Restricted (dBuV/m)	PK Margin (dB)	Altitude (Degs)	Height (cm)	Polarity
1	* 1.131	45.67	Pk	28	-33.9	0	39.77	-	-	74	-34.23	-	-	0-360	98	V
3	* 4.737	32.76	Pk	34	-29.1	0	37.66	-	-	74	-36.34	-	-	0-360	201	V
4	* 7.512	30.55	Pk	35.6	-26.6	0	39.55	-	-	74	-34.45	-	-	0-360	98	H
2	3.177	32.91	Pk	32.9	-31	0	34.81	-	-	-	-	68.2	-33.39	0-360	201	V
5	8.739	29.25	Pk	35.9	-26	0	39.15	-	-	-	-	68.2	-29.05	0-360	98	H
6	12.859	26.98	Pk	39.3	-22.9	0	43.38	-	-	-	-	68.2	-24.82	0-360	201	H

* - indicates frequency in CFR15.205/IC8.10 RSS-Restricted Band
 Pk - Peak detector

Radiated Emissions

Frequency (GHz)	Meter Reading (dBuV)	Det	AF 1345 (dB/m)	Amp/Ch/Ftr/Pad (dB)	DC Corr (dB)	Corrected Reading (dBuV/m)	Avg Limit (dBuV/m)	Margin (dB)	Peak Limit (dBuV/m)	PK Margin (dB)	UNII Non-Restricted (dBuV/m)	PK Margin (dB)	Altitude (Degs)	Height (cm)	Polarity
* 1.129	40.26	PK-U	28	-33.9	0	34.36	-	-	74	-39.64	-	-	254	375	V
* 1.133	28.92	ADR	28.1	-33.9	-1	23.22	54	-30.78	-	-	-	-	254	375	V
* 4.735	39.22	PK-U	34	-29	0	44.22	-	-	74	-29.78	-	-	74	299	V
* 4.738	28.85	ADR	34	-29.1	-1	33.85	54	-20.15	-	-	-	-	74	299	V
* 7.512	35.91	PK-U	35.6	-26.6	0	44.91	-	-	74	-29.09	-	-	156	223	H
* 7.511	25.07	ADR	35.6	-26.7	-1	34.07	54	-19.93	-	-	-	-	156	223	H
3.179	39.2	PK-U	32.9	-31	0	41.1	-	-	-	-	68.2	-27.1	218	334	V
8.739	35.03	PK-U	35.9	-26	0	44.93	-	-	-	-	68.2	-23.27	136	271	H
12.86	32.24	PK-U	39.3	-22.9	0	48.64	-	-	-	-	68.2	-19.56	167	187	H

* - indicates frequency in CFR15.205/IC8.10 RSS-Restricted Band
 PK-U - U-NII: Maximum Peak
 ADR - U-NII AD primary method, RMS average



Trace Markers

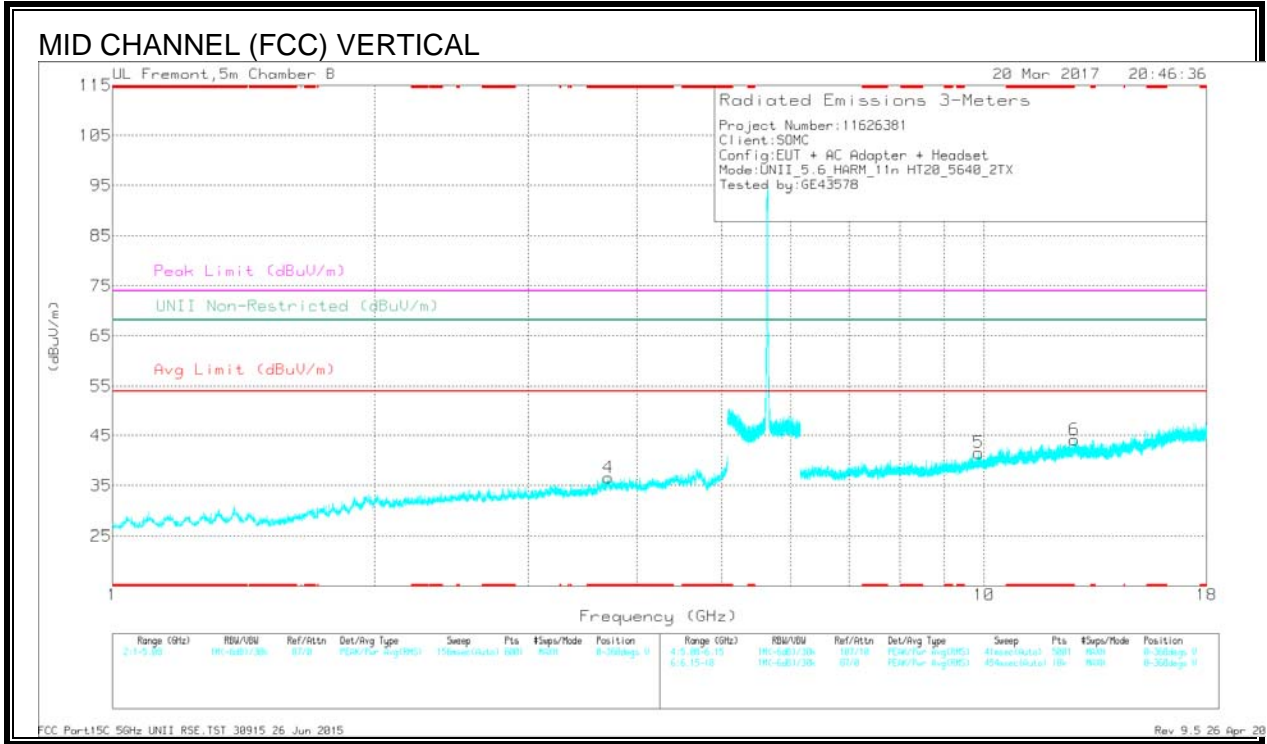
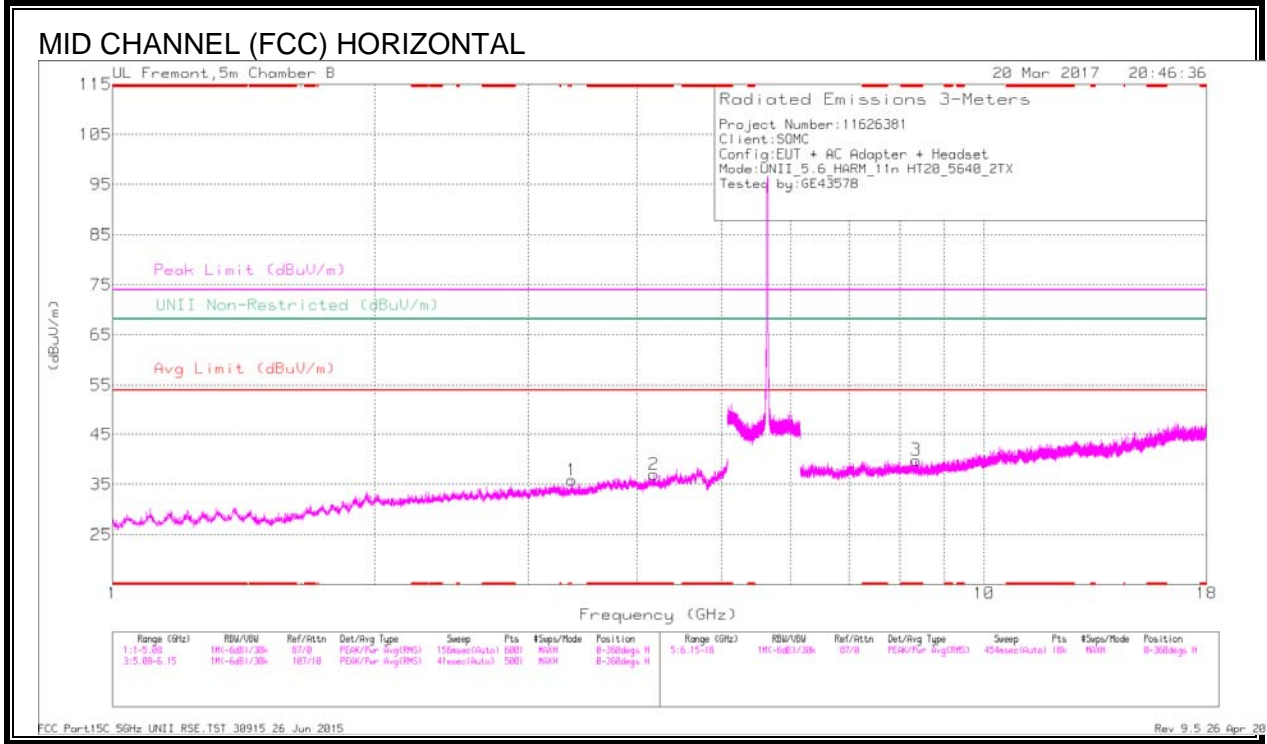
Marker	Frequency (GHz)	Meter Reading (dBuV)	Det	AF 1345 (dB/m)	Amp/Ch/Ftr/Pad (dB)	DC Corr (dB)	Corrected Reading (dBuV/m)	Avg Limit (dBuV/m)	Margin (dB)	Peak Limit (dBuV/m)	PK Margin (dB)	UNII Non-Restricted (dBuV/m)	PK Margin (dB)	Altitude (Degs)	Height (cm)	Polarity
3	* 4.637	32.18	Pk	34.1	-28.6	0	37.68	-	-	74	-36.32	-	-	0-360	201	H
4	* 7.289	29.92	Pk	35.6	-26.1	0	39.42	-	-	74	-34.58	-	-	0-360	98	V
5	* 8.31	31.12	Pk	35.8	-26.6	0	40.32	-	-	74	-33.68	-	-	0-360	98	V
1	2.01	33.45	Pk	31.5	-32.4	0	32.55	-	-	-	-	68.2	-35.65	0-360	201	H
2	3.205	31.76	Pk	33	-30.6	0	34.16	-	-	-	-	68.2	-34.04	0-360	98	H
6	10.223	29.1	Pk	37.4	-24.2	0	42.3	-	-	-	-	68.2	-25.9	0-360	98	V

* - indicates frequency in CFR15.205/IC8.10 RSS-Restricted Band
 Pk - Peak detector

Radiated Emissions

Frequency (GHz)	Meter Reading (dBuV)	Det	AF 1345 (dB/m)	Amp/Ch/Ftr/Pad (dB)	DC Corr (dB)	Corrected Reading (dBuV/m)	Avg Limit (dBuV/m)	Margin (dB)	Peak Limit (dBuV/m)	PK Margin (dB)	UNII Non-Restricted (dBuV/m)	PK Margin (dB)	Altitude (Degs)	Height (cm)	Polarity
* 4.636	37.89	PK-U	34.1	-28.6	0	43.39	-	-	74	-30.61	-	-	257	278	H
* 4.637	27.6	ADR	34.1	-28.6	-1	33.2	54	-20.8	-	-	-	-	257	278	H
* 7.287	36.07	PK-U	35.6	-26.1	0	45.57	-	-	74	-28.43	-	-	226	302	V
* 7.288	25.21	ADR	35.6	-26.1	-1	34.81	54	-19.19	-	-	-	-	226	302	V
* 8.31	35.52	PK-U	35.8	-26.6	0	44.72	-	-	74	-29.28	-	-	188	266	V
* 8.309	24.75	ADR	35.8	-26.6	-1	34.05	54	-19.95	-	-	-	-	188	266	V
2.011	39.44	PK-U	31.5	-32.4	0	38.54	-	-	-	-	68.2	-29.66	34	157	H
3.203	39.3	PK-U	33	-30.6	0	41.7	-	-	-	-	68.2	-26.5	103	262	H
10.225	32.84	PK-U	37.4	-24.2	0	46.04	-	-	-	-	68.2	-22.16	89	324	V

* - indicates frequency in CFR15.205/IC8.10 RSS-Restricted Band
 PK-U - U-NII: Maximum Peak
 ADR - U-NII AD primary method, RMS average



Trace Markers

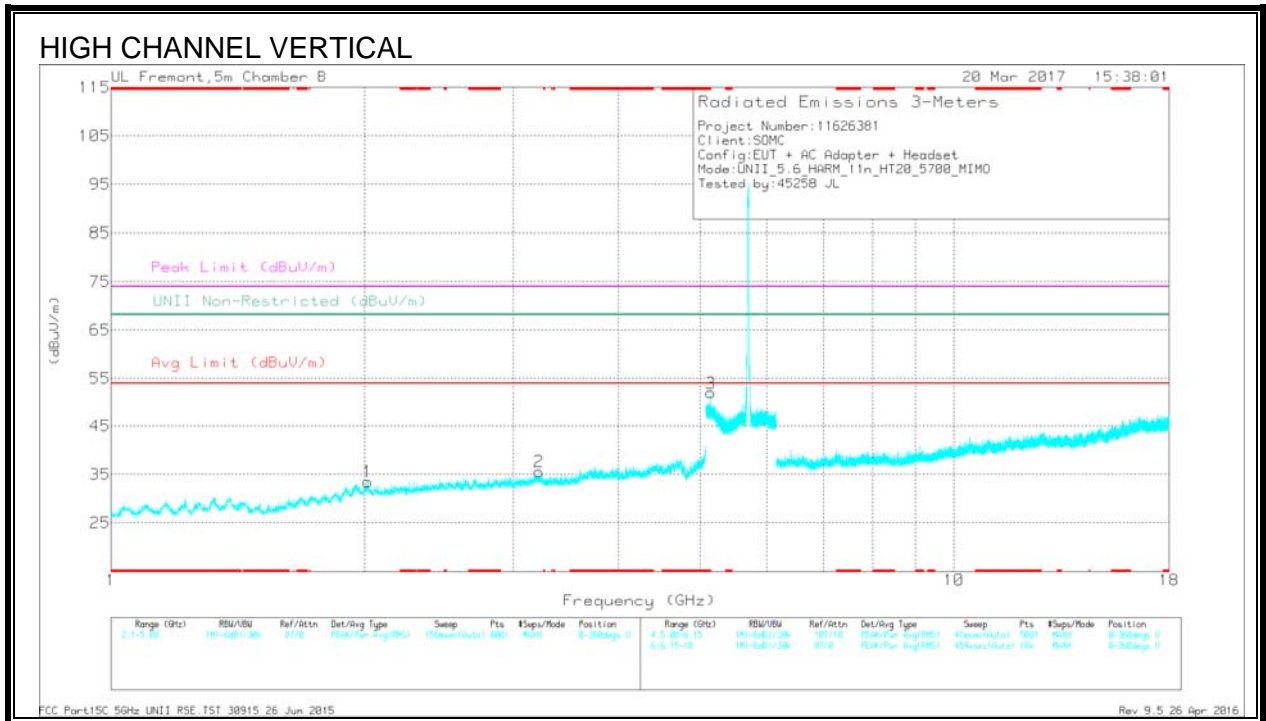
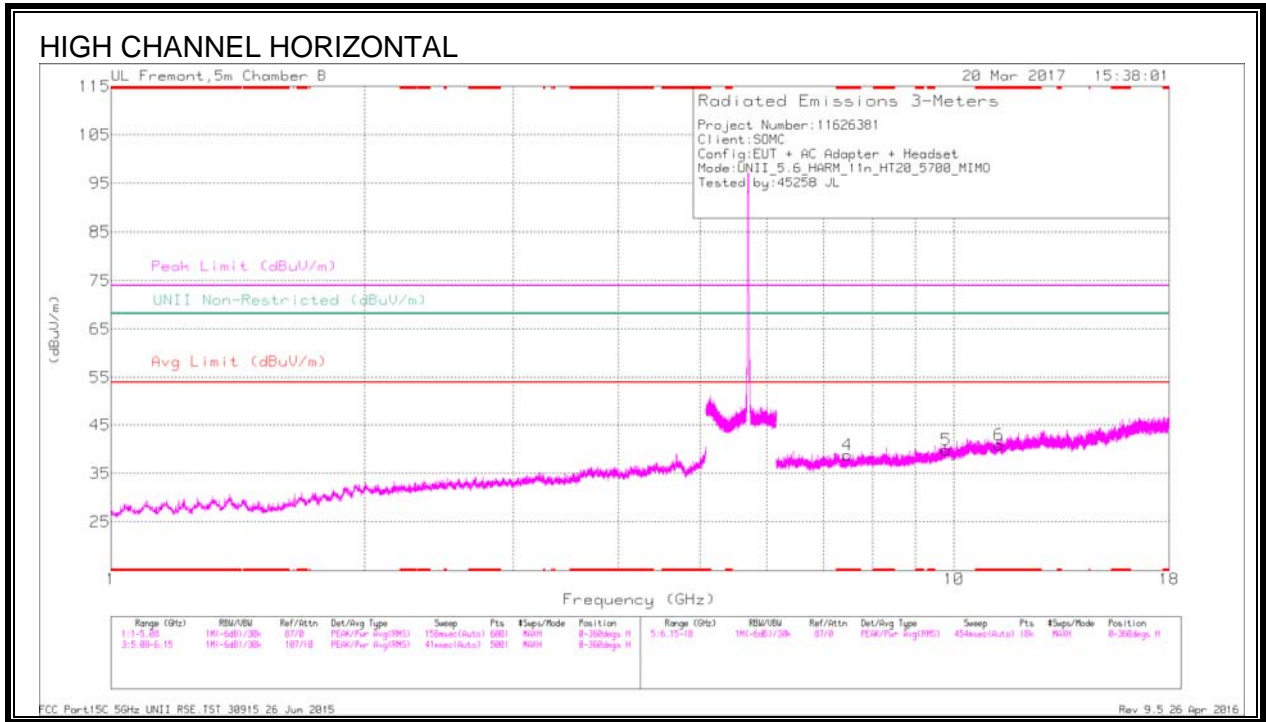
Marker	Frequency (GHz)	Meter Reading (dBuV)	Det	AF T345 (dB/m)	Amp/Ch/Ftr/Pad (dB)	DC Corr (dB)	Corrected Reading (dBuV/m)	Avg Limit (dBuV/m)	Margin (dB)	Peak Limit (dBuV/m)	PK Margin (dB)	UNII Non-Restricted (dBuV/m)	PK Margin (dB)	Altitude (Degs)	Height (cm)	Polarity
2	* 4.18	33.01	Pk	33.7	-29.7	0	37.01	-	-	74	-36.99	-	-	0-360	201	H
4	* 3.704	33.73	Pk	33.4	-30.5	0	36.63	-	-	74	-37.37	-	-	0-360	98	V
3	* 8.351	30.47	Pk	35.8	-26.4	0	39.87	-	-	74	-34.13	-	-	0-360	98	H
6	* 12.699	27.13	Pk	39.4	-22.4	0	44.13	-	-	74	-29.87	-	-	0-360	98	V
1	3.367	34	Pk	32.7	-30.9	0	35.8	-	-	-	-	68.2	-32.4	0-360	98	H
5	9.854	28.27	Pk	37.1	-23.8	0	41.57	-	-	-	-	68.2	-26.63	0-360	98	V

* - indicates frequency in CFR15.205/IC8.10 RSS-Restricted Band
 Pk - Peak detector

Radiated Emissions

Frequency (GHz)	Meter Reading (dBuV)	Det	AF T345 (dB/m)	Amp/Ch/Ftr/Pad (dB)	DC Corr (dB)	Corrected Reading (dBuV/m)	Avg Limit (dBuV/m)	Margin (dB)	Peak Limit (dBuV/m)	PK Margin (dB)	UNII Non-Restricted (dBuV/m)	PK Margin (dB)	Altitude (Degs)	Height (cm)	Polarity
* 4.179	38.42	PK-U	33.7	-29.7	0	42.42	-	-	74	-31.58	-	-	127	202	H
* 4.18	27.36	ADR	33.7	-29.7	-1	31.46	54	-22.54	-	-	-	-	127	202	H
* 3.704	39.21	PK-U	33.4	-30.5	0	42.11	-	-	74	-31.89	-	-	30	100	V
* 3.705	28.07	ADR	33.4	-30.5	-1	31.07	54	-22.93	-	-	-	-	30	100	V
* 8.351	35.75	PK-U	35.8	-26.4	0	45.15	-	-	74	-28.85	-	-	110	101	H
* 8.351	24.35	ADR	35.8	-26.4	-1	33.85	54	-20.15	-	-	-	-	110	101	H
* 12.699	33.93	PK-U	39.4	-22.4	0	50.93	-	-	74	-23.07	-	-	201	101	V
* 12.7	21.96	ADR	39.4	-22.4	-1	39.06	54	-14.94	-	-	-	-	201	101	V
3.368	38.87	PK-U	32.7	-30.9	0	40.67	-	-	-	-	68.2	-27.53	158	102	H
9.853	33.99	PK-U	37.1	-23.8	0	47.29	-	-	-	-	68.2	-20.91	232	101	V

* - indicates frequency in CFR15.205/IC8.10 RSS-Restricted Band
 PK-U - U-NII: Maximum Peak
 ADR - U-NII AD primary method, RMS average



Trace Markers

Marker	Frequency (GHz)	Meter Reading (dBuV)	Det	AF T345 (dB/m)	Amp/CM/FT/Pad (dB)	DC Corr (dB)	Corrected Reading (dBuV/m)	Avg Limit (dBuV/m)	Margin (dB)	Peak Limit (dBuV/m)	PK Margin (dB)	UNII Non-Restricted (dBuV/m)	PK Margin (dB)	Asimuth (Degs)	Height (cm)	Polarity
3	* 5.147	35.59	Pk	34.2	-17.9	0	51.89	-	-	74	-22.11	-	-	0-360	201	V
4	* 7.472	30.31	Pk	35.6	-27.1	0	38.81	-	-	74	-35.19	-	-	0-360	201	H
6	* 11.313	25.65	Pk	38.2	-22.9	0	40.95	-	-	74	-33.05	-	-	0-360	201	H
1	2.015	34.26	Pk	31.5	-32.3	0	33.46	-	-	-	-	68.2	-34.74	0-360	98	V
2	3.22	33.28	Pk	32.9	-30.6	0	35.58	-	-	-	-	68.2	-32.62	0-360	98	V
5	9.792	27.04	Pk	37	-24.2	0	39.84	-	-	-	-	68.2	-28.36	0-360	201	H

* - indicates frequency in CFR47 Pt 15 / IC RSS-Restricted Band
 Pk - Peak detector

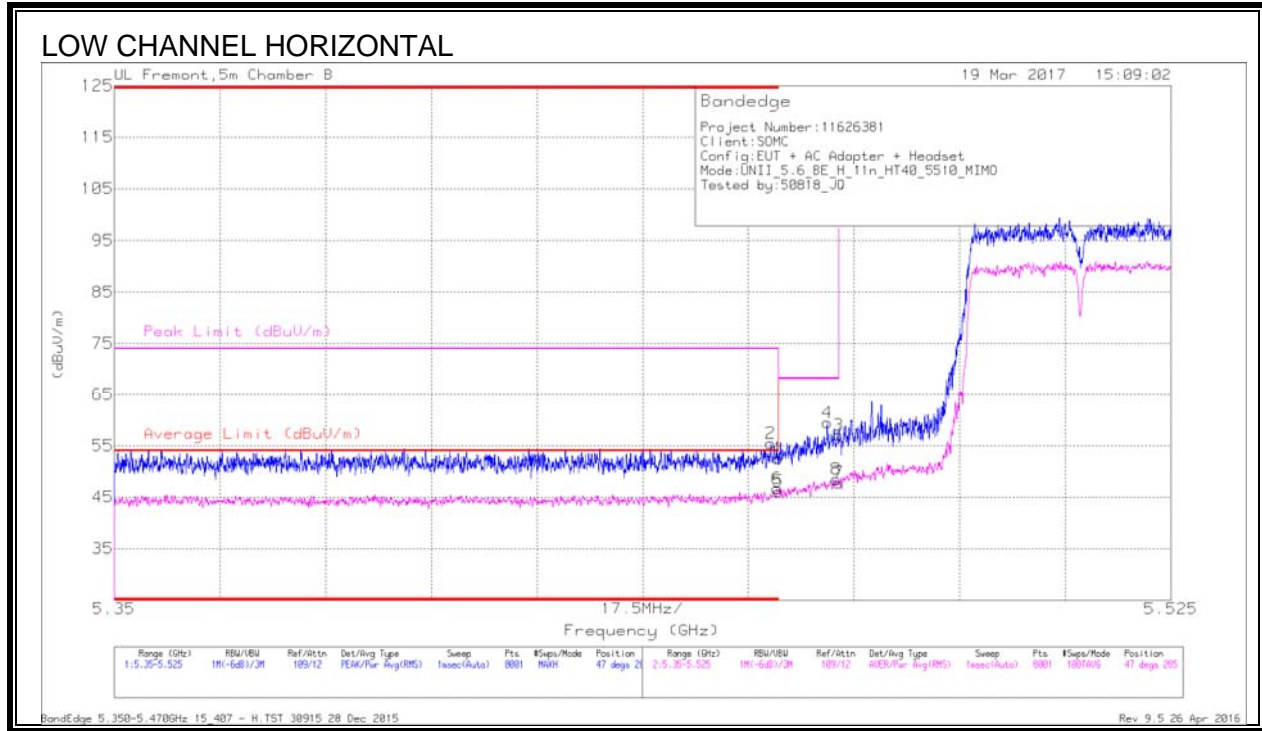
Radiated Emissions

Frequency (GHz)	Meter Reading (dBuV)	Det	AF T345 (dB/m)	Amp/CM/FT/Pad (dB)	DC Corr (dB)	Corrected Reading (dBuV/m)	Avg Limit (dBuV/m)	Margin (dB)	Peak Limit (dBuV/m)	PK Margin (dB)	UNII Non-Restricted (dBuV/m)	PK Margin (dB)	Asimuth (Degs)	Height (cm)	Polarity
* 5.146	39.58	PK-U	34.2	-17.9	0	55.88	-	-	74	-18.12	-	-	4	330	V
* 5.148	23.52	ADR	34.2	-18	.1	39.82	54	-14.18	-	-	-	-	4	330	V
* 7.472	35.95	PK-U	35.6	-27.1	0	44.45	-	-	74	-29.55	-	-	231	150	H
* 7.472	25.36	ADR	35.6	-27.1	.1	33.96	54	-20.04	-	-	-	-	231	150	H
* 11.313	32.53	PK-U	38.2	-22.9	0	47.83	-	-	74	-26.17	-	-	324	198	H
* 11.311	21.21	ADR	38.2	-22.9	.1	36.61	54	-17.39	-	-	-	-	324	198	H
2.014	39.89	PK-U	31.5	-32.3	0	39.09	-	-	-	-	68.2	-20.11	47	289	V
3.222	38.64	PK-U	32.9	-30.7	0	40.84	-	-	-	-	68.2	-27.36	95	248	V
9.792	32.98	PK-U	37	-24.2	0	45.78	-	-	-	-	68.2	-22.42	169	181	H

* - indicates frequency in CFR47 Pt 15 / IC RSS-Restricted Band
 PK-U - U-NII: Maximum Peak
 ADR - U-NII AD primary method, RMS average

10.1.11. 11n HT40 2TX CDD MIMO MODE IN THE 5.6GHZ BAND

RESTRICTED BANDEDGE (LOW CHANNEL)



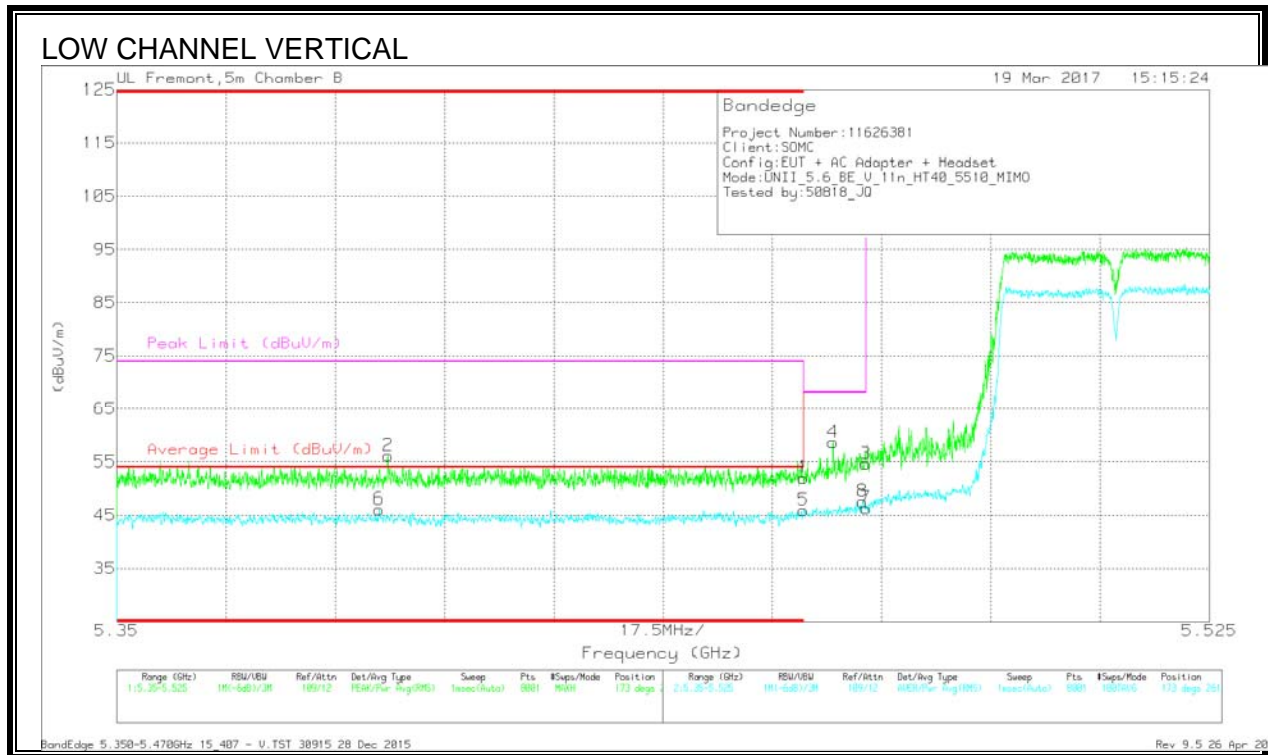
Trace Markers

Marker	Frequency (GHz)	Meter Reading (dBuV)	Det	AF1345 (dB/m)	Amp/Cb/Ftr/Pad (dB)	DC Corr (dB)	Corrected Reading (dBuV/m)	Average Limit (dBuV/m)	Margin (dB)	Peak Limit (dBuV/m)	PK Margin (dB)	Azimuth (Degs)	Height (cm)	Polarity
1	* 5.46	36.94	Pk	34.5	-18.9	0	52.54	-	-	74	-21.46	47	285	H
2	* 5.459	39.85	Pk	34.5	-18.9	0	55.45	-	-	74	-18.55	47	285	H
5	* 5.46	30.28	RMS	34.5	-18.9	.22	46.1	54	-7.9	-	-	47	285	H
6	* 5.46	30.82	RMS	34.5	-18.9	.22	46.64	54	-7.36	-	-	47	285	H
4	5.468	44.19	Pk	34.5	-19.2	0	59.49	-	-	68.2	-8.71	47	285	H
3	5.47	41.65	Pk	34.5	-19.1	0	57.05	-	-	68.2	-11.15	47	285	H
7	5.47	32.19	RMS	34.5	-19.1	.22	47.81	-	-	-	-	47	285	H
8	5.47	32.92	RMS	34.5	-19.2	.22	48.44	-	-	-	-	47	285	H

* - indicates frequency in CFR15.205/IC8.10 RSS-Restricted Band

Pk - Peak detector

RMS - RMS detection

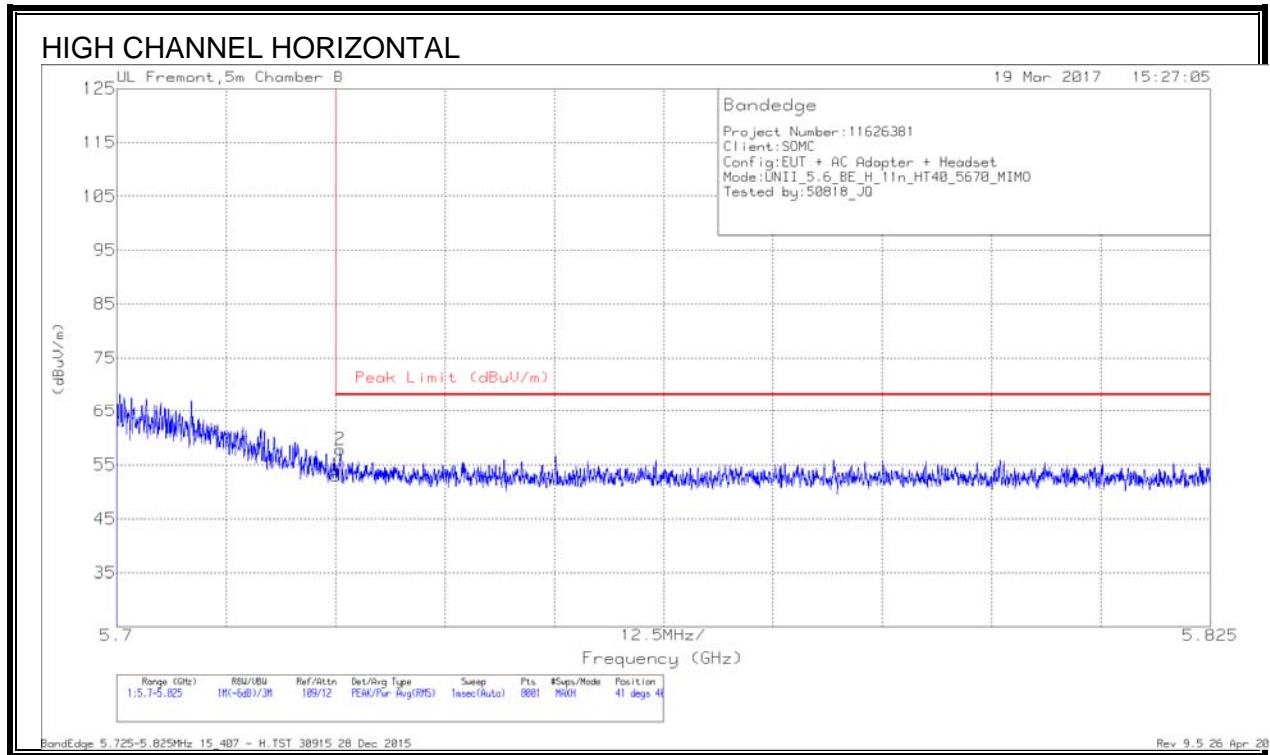


Trace Markers

Marker	Frequency (GHz)	Meter Reading (dBuV)	Det	AFT345 (dB/m)	Amp/Cbl/Fib/Pad (dB)	DC Corr (dB)	Corrected Reading (dBuV/m)	Average Limit (dBuV/m)	Margin (dB)	Peak Limit (dBuV/m)	PK Margin (dB)	Azimuth (Degs)	Height (cm)	Polarity
6	* 5.392	29.87	RMS	34.5	-18.5	.22	46.09	54	-7.91	-	-	173	261	V
2	* 5.393	40.12	Pk	34.5	-18.5	0	56.12	-	-	74	-17.88	173	261	V
1	* 5.46	36.38	Pk	34.5	-18.9	0	51.98	-	-	74	-22.02	173	261	V
5	* 5.46	30.08	RMS	34.5	-18.9	.22	45.9	54	-8.1	-	-	173	261	V
4	5.465	43.33	Pk	34.5	-19.2	0	58.63	-	-	68.2	-9.57	173	261	V
8	5.469	32.04	RMS	34.5	-19.2	.22	47.56	-	-	-	-	173	261	V
3	5.47	39.19	Pk	34.5	-19.1	0	54.59	-	-	68.2	-13.61	173	261	V
7	5.47	30.74	RMS	34.5	-19.1	.22	46.36	-	-	-	-	173	261	V

* - indicates frequency in CFR15.205/IC8.10 RSS-Restricted Band
 Pk - Peak detector
 RMS - RMS detection

AUTHORIZED BANDEDGE (HIGH CHANNEL)

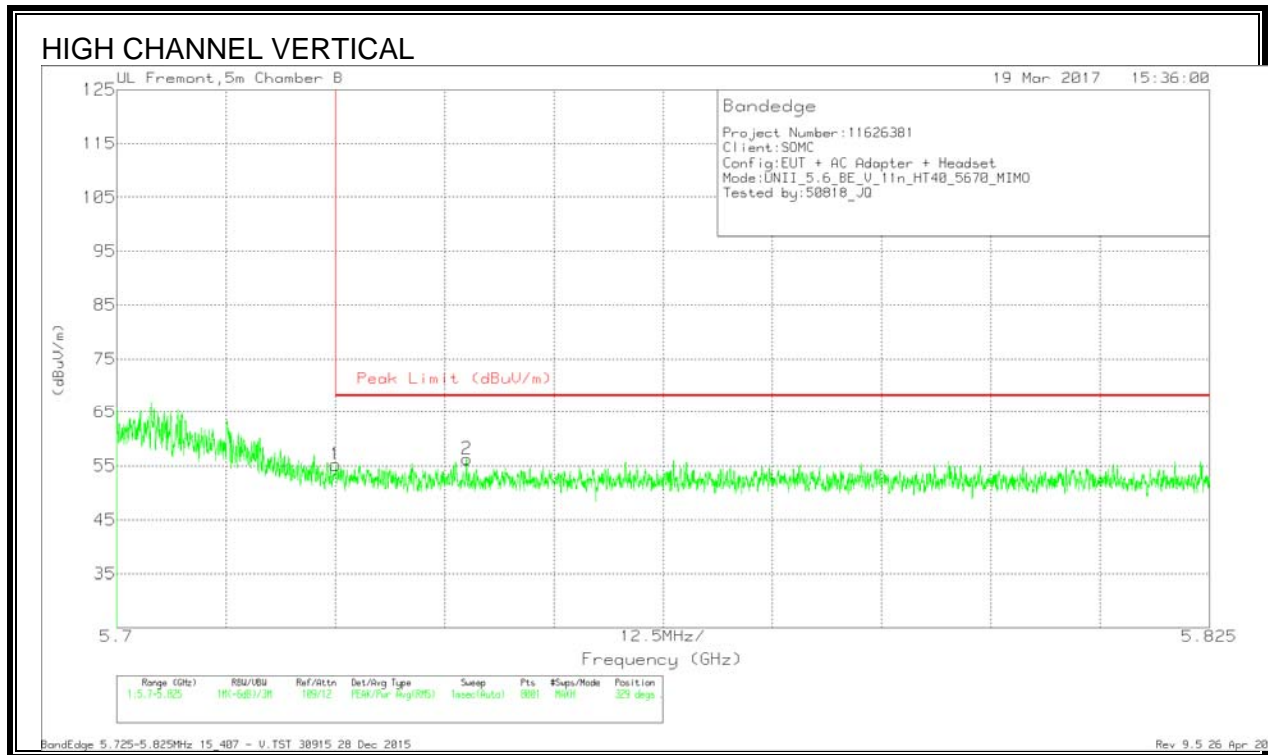


Trace Markers

Marker	Frequency (GHz)	Meter Reading (dBuV)	Det	AF T345 (dB/m)	Amp/Cbl/Filtr/Pad (dB)	Corrected Reading (dBuV/m)	Peak Limit (dBuV/m)	PK Margin (dB)	Azimuth (Degs)	Height (cm)	Polarity
1	5.725	37.68	Pk	34.9	-19.6	52.98	68.2	-15.22	41	400	H
2	5.726	42.52	Pk	34.9	-19.6	57.82	68.2	-10.38	41	400	H

* - indicates frequency in CFR15.205/IC8.10 RSS-Restricted Band

Pk - Peak detector



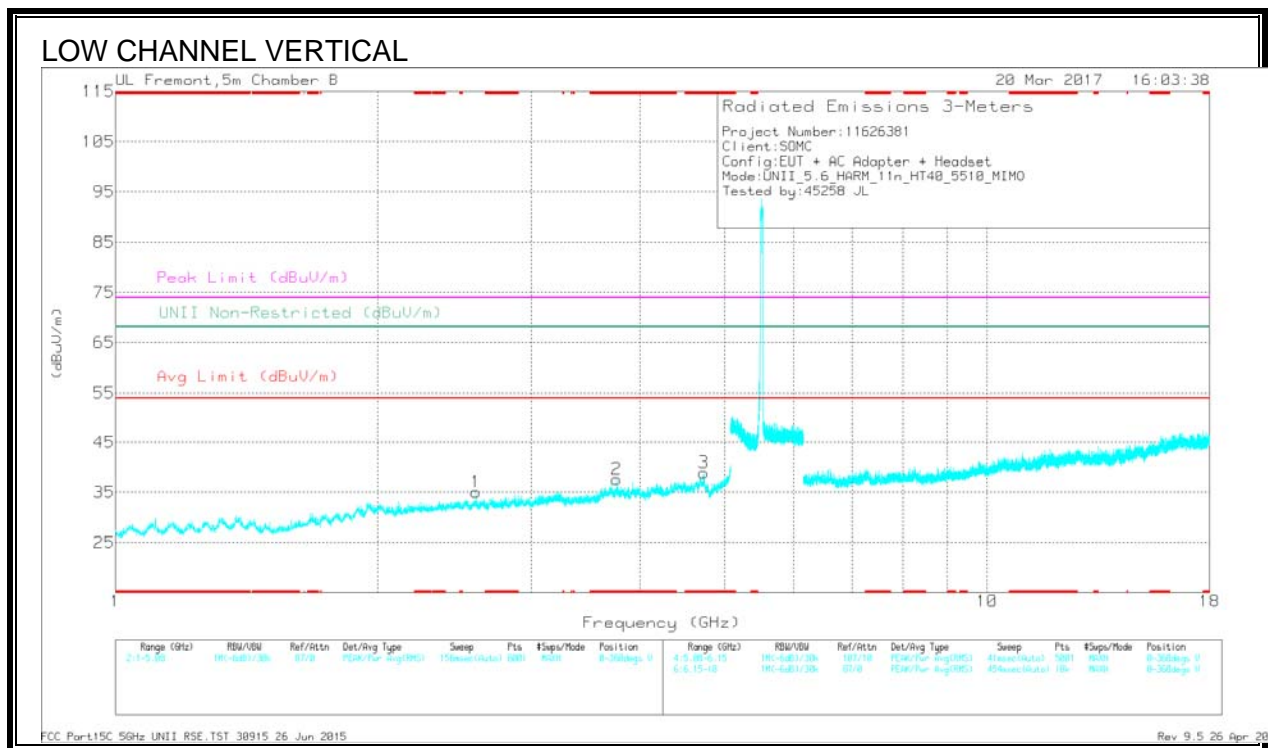
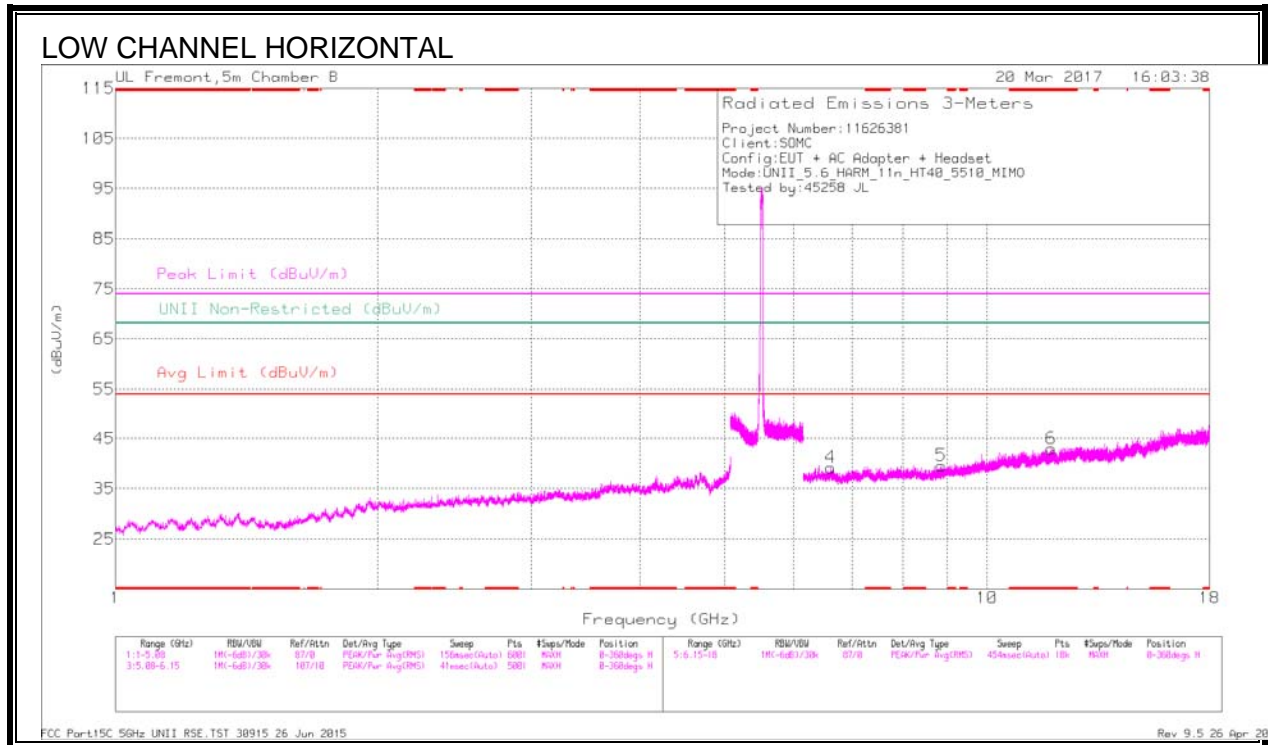
Trace Markers

Marker	Frequency (GHz)	Meter Reading (dBuV)	Det	AF T345 (dB/m)	Amp/Cbl/Filtr/Pad (dB)	Corrected Reading (dBuV/m)	Peak Limit (dBuV/m)	PK Margin (dB)	Azimuth (Degs)	Height (cm)	Polarity
1	5.725	39.9	Pk	34.9	-19.6	55.2	68.2	-13	329	363	V
2	5.74	40.94	Pk	34.9	-19.6	56.24	68.2	-11.96	329	363	V

* - indicates frequency in CFR15.205/IC8.10 RSS-Restricted Band

Pk - Peak detector

HARMONICS AND SPURIOUS EMISSIONS



Trace Markers

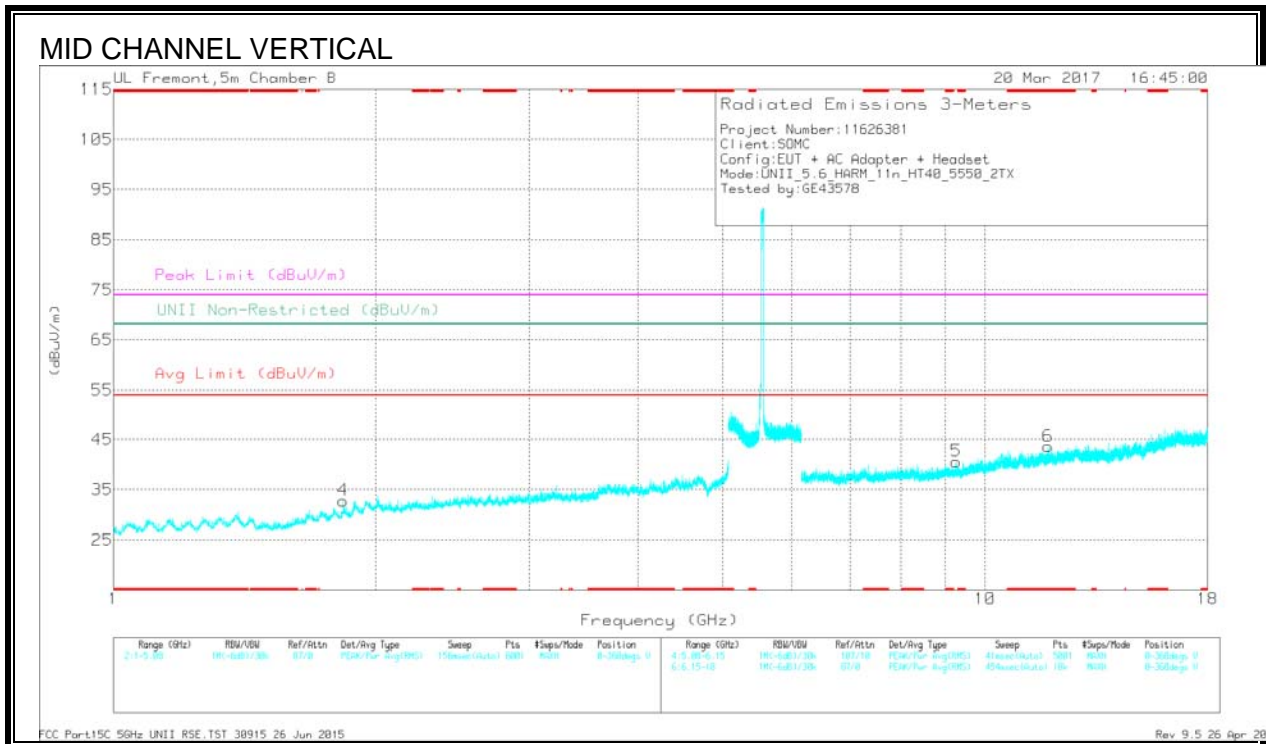
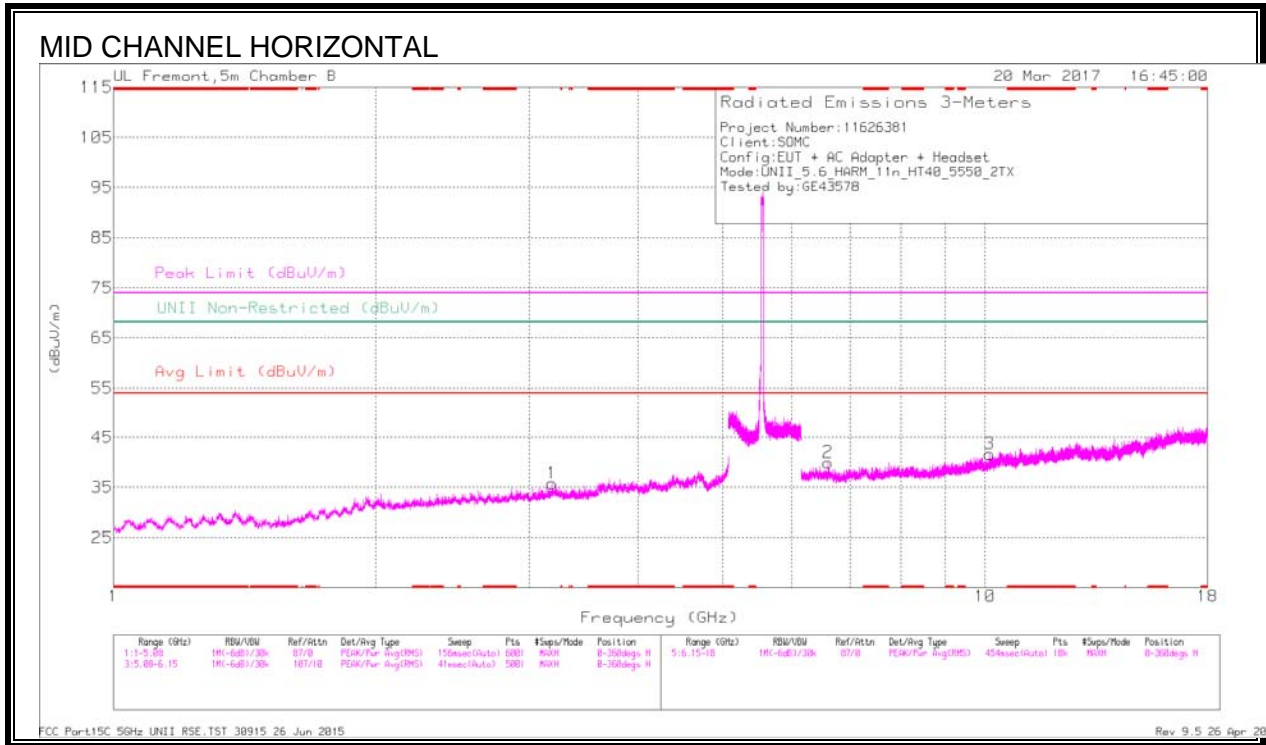
Marker	Frequency (GHz)	Meter Reading (dBuV)	Det	AF T345 (dB/m)	Amp/Ch/Ftr/Pad (dB)	DC Corr (dB)	Corrected Reading (dBuV/m)	Avg Limit (dBuV/m)	Margin (dB)	Peak Limit (dBuV/m)	PK Margin (dB)	UNII Non-Restricted (dBuV/m)	PK Margin (dB)	Altitude (Degs)	Height (cm)	Polarity
2	* 3.759	34.81	Pk	33.4	-30.6	0	37.61	-	-	74	-36.39	-	-	0-360	98	V
3	* 4.731	34	Pk	34	-29.1	0	38.9	-	-	74	-35.1	-	-	0-360	98	V
6	* 11.848	27.43	Pk	38.7	-23.1	0	43.03	-	-	74	-30.97	-	-	0-360	201	H
1	2.591	34.68	Pk	32.2	-31.8	0	35.08	-	-	-	-	68.2	-33.12	0-360	98	V
4	6.617	30.92	Pk	35.5	-27.2	0	39.22	-	-	-	-	68.2	-28.98	0-360	98	H
5	8.868	29.02	Pk	36	-25.4	0	39.62	-	-	-	-	68.2	-28.58	0-360	98	H

* - indicates frequency in CFR15.205/IC8.10 RSS-Restricted Band
 Pk - Peak detector

Radiated Emissions

Frequency (GHz)	Meter Reading (dBuV)	Det	AF T345 (dB/m)	Amp/Ch/Ftr/Pad (dB)	DC Corr (dB)	Corrected Reading (dBuV/m)	Avg Limit (dBuV/m)	Margin (dB)	Peak Limit (dBuV/m)	PK Margin (dB)	UNII Non-Restricted (dBuV/m)	PK Margin (dB)	Altitude (Degs)	Height (cm)	Polarity
* 3.758	39.16	PK-U	33.4	-30.6	0	41.96	-	-	74	-32.04	-	-	263	214	V
* 3.759	28.18	ADR	33.4	-30.6	.22	31.2	54	-22.8	-	-	-	-	263	214	V
* 4.732	38.44	PK-U	34	-29.1	0	43.34	-	-	74	-30.66	-	-	190	275	V
* 4.731	28.63	ADR	34	-29.2	.22	33.65	54	-20.35	-	-	-	-	190	275	V
* 11.849	32.13	PK-U	38.7	-23.1	0	47.73	-	-	74	-26.27	-	-	77	234	H
* 11.848	21.74	ADR	38.7	-23.1	.22	37.56	54	-16.44	-	-	-	-	77	234	H
2.589	40.5	PK-U	32.2	-31.8	0	40.9	-	-	-	-	68.2	-27.3	322	165	V
6.618	36.22	PK-U	35.5	-27.2	0	44.52	-	-	-	-	68.2	-23.68	285	204	H
8.869	34.2	PK-U	36	-25.4	0	44.8	-	-	-	-	68.2	-23.4	252	181	H

* - indicates frequency in CFR15.205/IC8.10 RSS-Restricted Band
 PK-U - U-NII: Maximum Peak
 ADR - U-NII AD primary method, RMS average



Trace Markers

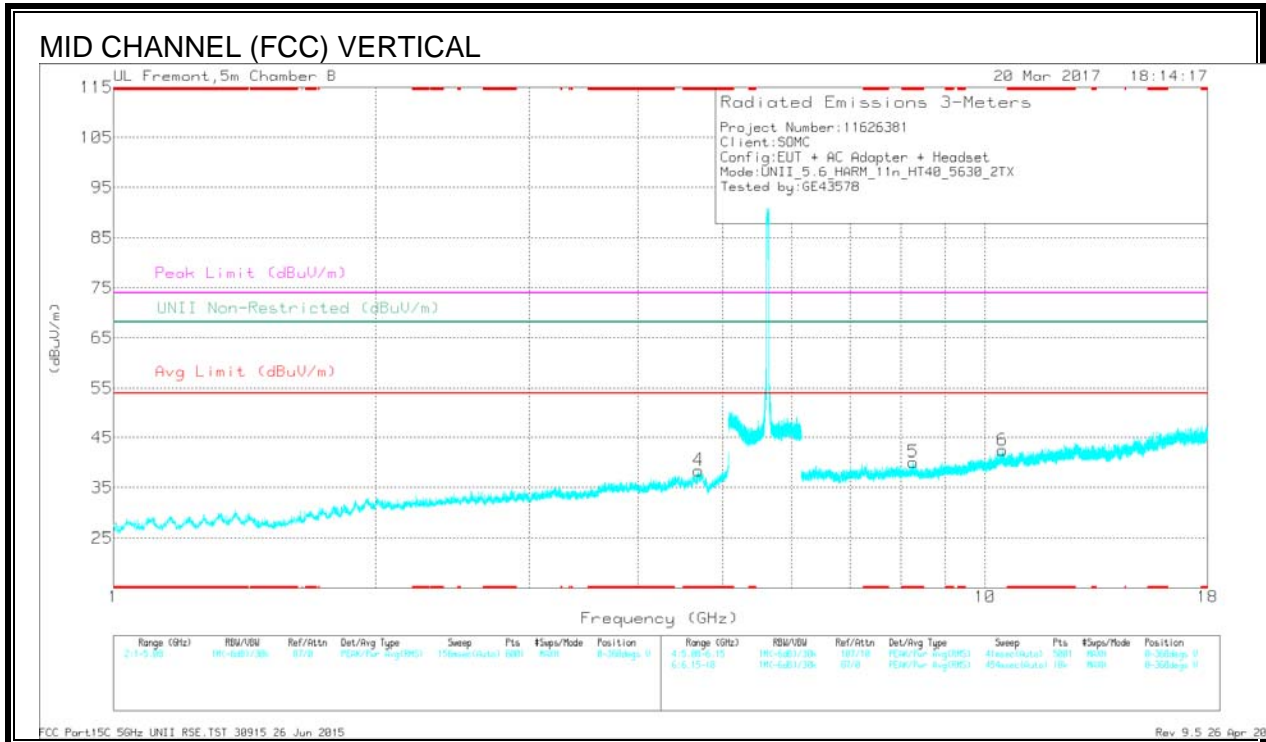
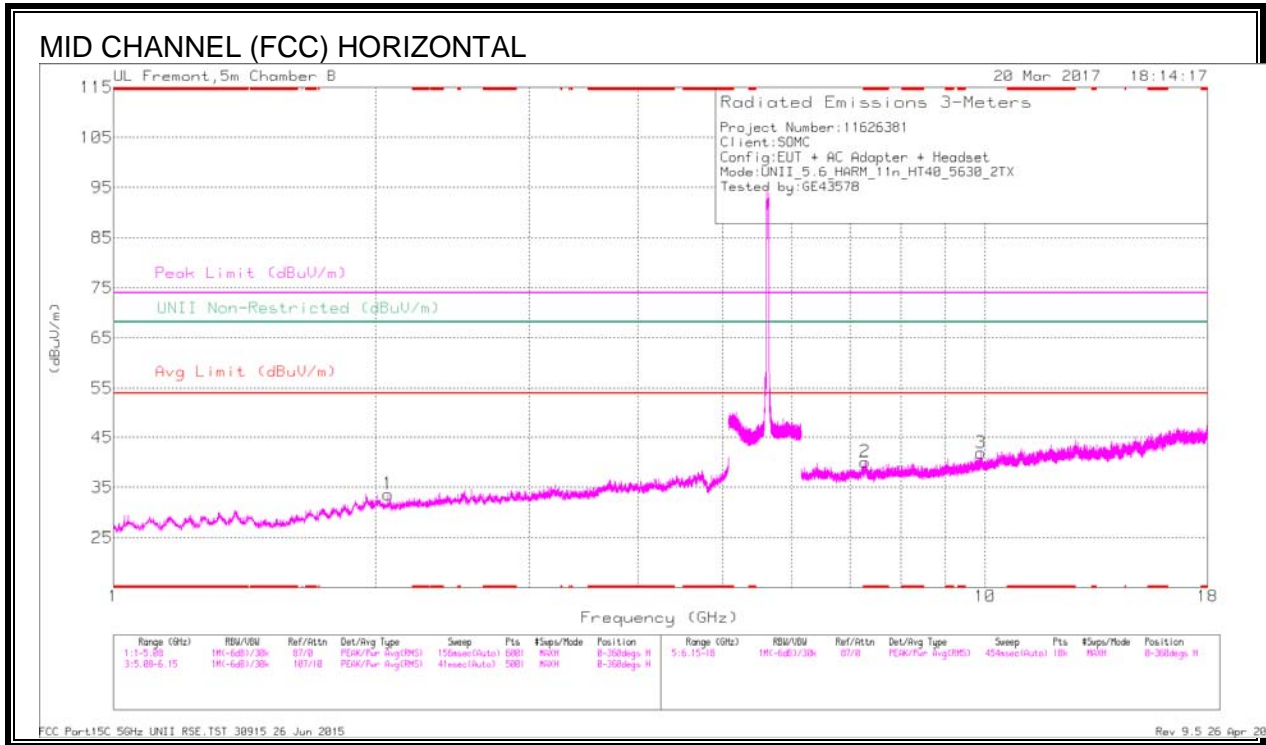
Marker	Frequency (GHz)	Meter Reading (dBuV)	Det	AF T345 (dB/m)	Amp/Ch/Freq/Pad (dB)	DC Corr (dB)	Corrected Reading (dBuV/m)	Avg Limit (dBuV/m)	Margin (dB)	Peak Limit (dBuV/m)	PK Margin (dB)	UNII Non-Restricted (dBuV/m)	PK Margin (dB)	Altitude (Degs)	Height (cm)	Polarity
6	* 11.809	28.16	Pk	38.7	-23.2	0	43.66	-	-	74	-30.34	-	-	0-360	201	V
4	1.835	35.89	Pk	30.4	-33.5	0	32.79	-	-	-	-	68.2	-35.41	0-360	98	V
1	3.188	33.67	Pk	33	-30.9	0	35.77	-	-	-	-	68.2	-32.43	0-360	98	H
2	6.606	32.13	Pk	35.5	-27.7	0	39.93	-	-	-	-	68.2	-28.27	0-360	98	H
5	9.265	28.96	Pk	36.4	-24.7	0	40.66	-	-	-	-	68.2	-27.54	0-360	201	V
3	10.124	28.51	Pk	37.4	-24.2	0	41.71	-	-	-	-	68.2	-26.49	0-360	98	H

* - indicates frequency in CFR15.205/IC8.10 RSS-Restricted Band
 Pk - Peak detector

Radiated Emissions

Frequency (GHz)	Meter Reading (dBuV)	Det	AF T345 (dB/m)	Amp/Ch/Freq/Pad (dB)	DC Corr (dB)	Corrected Reading (dBuV/m)	Avg Limit (dBuV/m)	Margin (dB)	Peak Limit (dBuV/m)	PK Margin (dB)	UNII Non-Restricted (dBuV/m)	PK Margin (dB)	Altitude (Degs)	Height (cm)	Polarity
* 11.809	33.18	PK-U	38.7	-23.2	0	48.68	-	-	74	-25.32	-	-	185	202	V
* 11.81	20.69	ADR	38.7	-23.2	-22	36.41	54	-17.59	-	-	-	-	185	202	V
1.834	41.16	PK-U	30.3	-33.6	0	37.86	-	-	-	-	68.2	-30.34	335	100	V
3.189	39.15	PK-U	32	-30.9	0	41.25	-	-	-	-	68.2	-26.95	217	100	H
6.607	37.2	PK-U	35.5	-27.6	0	45.1	-	-	-	-	68.2	-23.1	260	100	H
9.266	34.46	PK-U	36.4	-24.8	0	46.06	-	-	-	-	68.2	-22.14	299	202	V
10.124	33.08	PK-U	37.4	-24.2	0	46.28	-	-	-	-	68.2	-21.92	246	100	H

* - indicates frequency in CFR15.205/IC8.10 RSS-Restricted Band
 PK-U - U-NII: Maximum Peak
 ADR - U-NII AD primary method, RMS average



Trace Markers

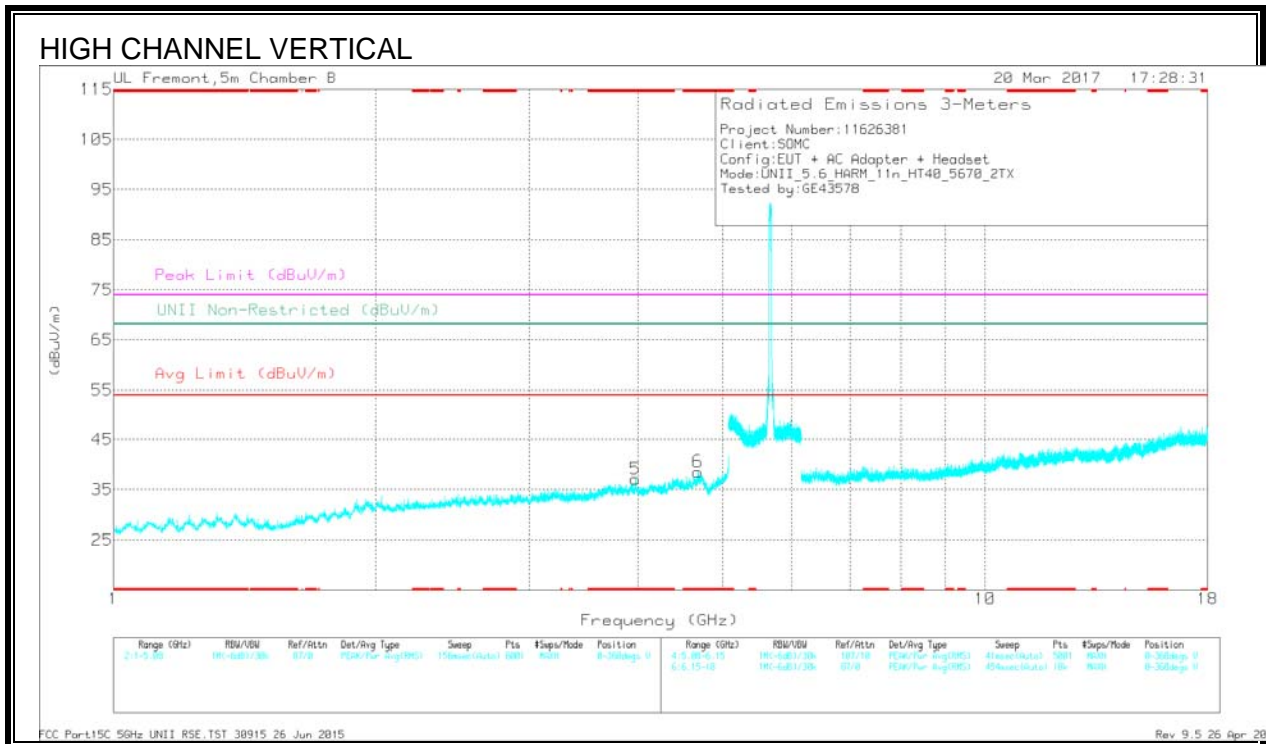
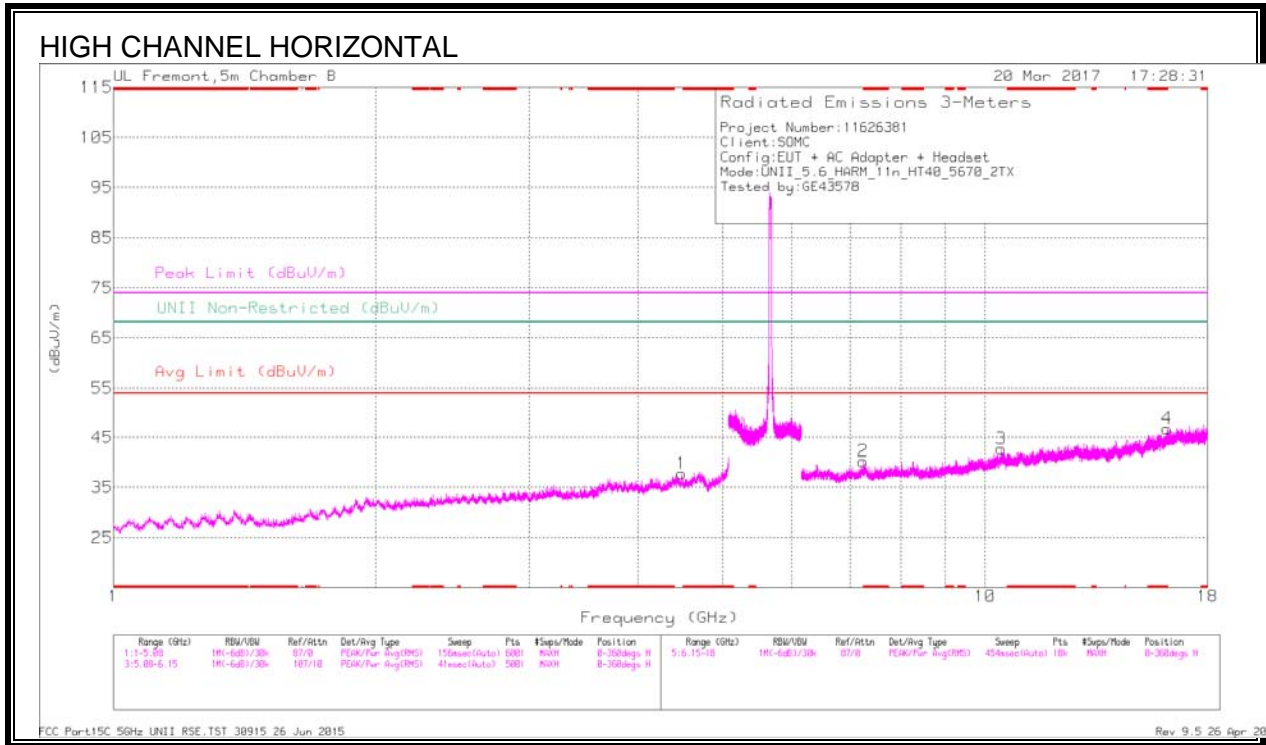
Marker	Frequency (GHz)	Meter Reading (dBuV)	Det	AF 1345 (dB/m)	Amp/CM/Hz/Pad (dB)	DC Corr (dB)	Corrected Reading (dBuV/m)	Avg Limit (dBuV/m)	Margin (dB)	Peak Limit (dBuV/m)	PK Margin (dB)	UNII Non-Restricted (dBuV/m)	PK Margin (dB)	Altitude (Degs)	Height (cm)	Polarity
4	* 4.694	33.69	Pk	34.1	-29.3	0	38.49	-	-	74	-35.51	-	-	0-360	98	V
2	* 7.286	30.62	Pk	35.6	-26.1	0	40.12	-	-	74	-33.88	-	-	0-360	201	H
5	* 8.272	30.37	Pk	35.8	-26	0	40.17	-	-	74	-33.83	-	-	0-360	98	V
1	2.065	35.49	Pk	31.3	-33.1	0	33.69	-	-	-	-	68.2	-34.51	0-360	214	H
3	9.898	28.53	Pk	37.2	-23.8	0	41.93	-	-	-	-	68.2	-26.27	0-360	201	H
6	10.463	27.65	Pk	37.7	-22.9	0	42.45	-	-	-	-	68.2	-25.75	0-360	201	V

* - indicates frequency in CFR15.205/IC8.10 RSS-Restricted Band
 Pk - Peak detector

Radiated Emissions

Frequency (GHz)	Meter Reading (dBuV)	Det	AF 1345 (dB/m)	Amp/CM/Hz/Pad (dB)	DC Corr (dB)	Corrected Reading (dBuV/m)	Avg Limit (dBuV/m)	Margin (dB)	Peak Limit (dBuV/m)	PK Margin (dB)	UNII Non-Restricted (dBuV/m)	PK Margin (dB)	Altitude (Degs)	Height (cm)	Polarity
* 4.693	39.84	PK-U	34.1	-29.3	0	44.54	-	-	74	-29.36	-	-	188	100	V
* 4.695	28.26	ADR	34.1	-29.3	.22	33.28	54	-20.72	-	-	-	-	188	100	V
* 7.286	36.47	PK-U	35.6	-26.1	0	45.97	-	-	74	-28.03	-	-	265	203	H
* 7.287	24.57	ADR	35.6	-26.1	.22	34.29	54	-19.71	-	-	-	-	265	203	H
* 8.273	36.16	PK-U	35.8	-26	0	45.96	-	-	74	-28.04	-	-	338	100	V
* 8.272	24.05	ADR	35.8	-26	.22	34.07	54	-19.93	-	-	-	-	338	100	V
2.064	40.84	PK-U	31.3	-33	0	39.14	-	-	-	-	68.2	-20.06	158	215	H
9.897	33.83	PK-U	37.2	-23.8	0	47.23	-	-	-	-	68.2	-20.97	284	203	H
10.463	33.35	PK-U	37.7	-22.9	0	48.15	-	-	-	-	68.2	-20.05	330	203	V

* - indicates frequency in CFR15.205/IC8.10 RSS-Restricted Band
 PK-U - U-NII: Maximum Peak
 ADR - U-NII AD primary method, RMS average



Trace Markers

Marker	Frequency (GHz)	Meter Reading (dBuV)	Det	AF T345 (dB/m)	Amp/Ch/Ftr/Pad (dB)	DC Corr (dB)	Corrected Reading (dBuV/m)	Avg Limit (dBuV/m)	Margin (dB)	Peak Limit (dBuV/m)	PK Margin (dB)	UNI Non-Restricted (dBuV/m)	PK Margin (dB)	Altitude (Degs)	Height (cm)	Polarity
5	* 3.971	33.38	Pk	33.3	-29.6	0	37.08	-	-	74	-36.92	-	-	0-360	201	V
6	* 4.684	33.59	Pk	34.1	-29.1	0	38.59	-	-	74	-35.41	-	-	0-360	98	V
4	* 16.164	25.85	Pk	40.9	-20	0	46.75	-	-	74	-27.25	-	-	0-360	98	H
1	4.482	33.41	Pk	34	-29.6	0	37.81	-	-	-	-	68.2	-30.39	0-360	201	H
2	7.247	30.49	Pk	35.6	-25.9	0	40.19	-	-	-	-	68.2	-28.01	0-360	98	H
3	10.442	27.79	Pk	37.7	-22.8	0	42.69	-	-	-	-	68.2	-25.51	0-360	98	H

* - indicates frequency in CFR15.205/IC8.10 RSS-Restricted Band
 Pk - Peak detector

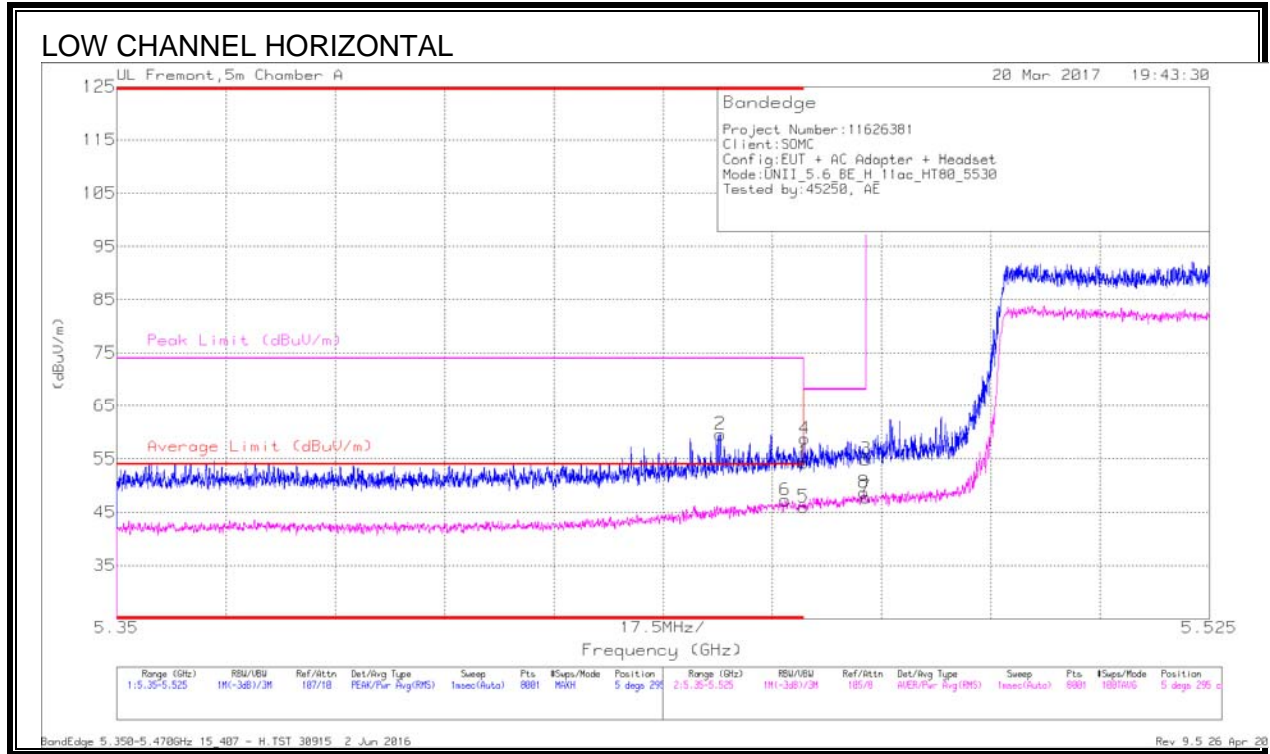
Radiated Emissions

Frequency (GHz)	Meter Reading (dBuV)	Det	AF T345 (dB/m)	Amp/Ch/Ftr/Pad (dB)	DC Corr (dB)	Corrected Reading (dBuV/m)	Avg Limit (dBuV/m)	Margin (dB)	Peak Limit (dBuV/m)	PK Margin (dB)	UNI Non-Restricted (dBuV/m)	PK Margin (dB)	Altitude (Degs)	Height (cm)	Polarity
* 3.972	38.91	PK-U	33.3	-29.6	0	42.61	-	-	74	-31.39	-	-	216	131	V
* 3.97	27.24	ADR	33.3	-29.6	.22	31.16	54	-22.84	-	-	-	-	216	131	V
* 4.683	40.48	PK-U	34.1	-29.1	0	45.48	-	-	74	-28.52	-	-	325	313	V
* 4.683	28.26	ADR	34.1	-29.1	.22	33.48	54	-20.52	-	-	-	-	325	313	V
* 16.164	31.67	PK-U	40.9	-20	0	52.57	-	-	74	-21.43	-	-	303	100	H
* 16.164	19.11	ADR	40.9	-20	.22	40.23	54	-13.77	-	-	-	-	303	100	H
4.482	39.7	PK-U	34	-29.6	0	44.1	-	-	-	-	68.2	-34.1	254	202	H
7.247	35.73	PK-U	35.6	-25.9	0	45.43	-	-	-	-	68.2	-22.77	70	100	H
10.442	33.53	PK-U	37.7	-22.8	0	48.43	-	-	-	-	68.2	-19.77	100	100	H

* - indicates frequency in CFR15.205/IC8.10 RSS-Restricted Band
 PK-U - U-NII: Maximum Peak
 ADR - U-NII AD primary method, RMS average

10.1.12. 11ac HT80 2TX CDD MIMO MODE IN THE 5.6GHz BAND

RESTRICTED BANDEDGE (LOW CHANNEL)



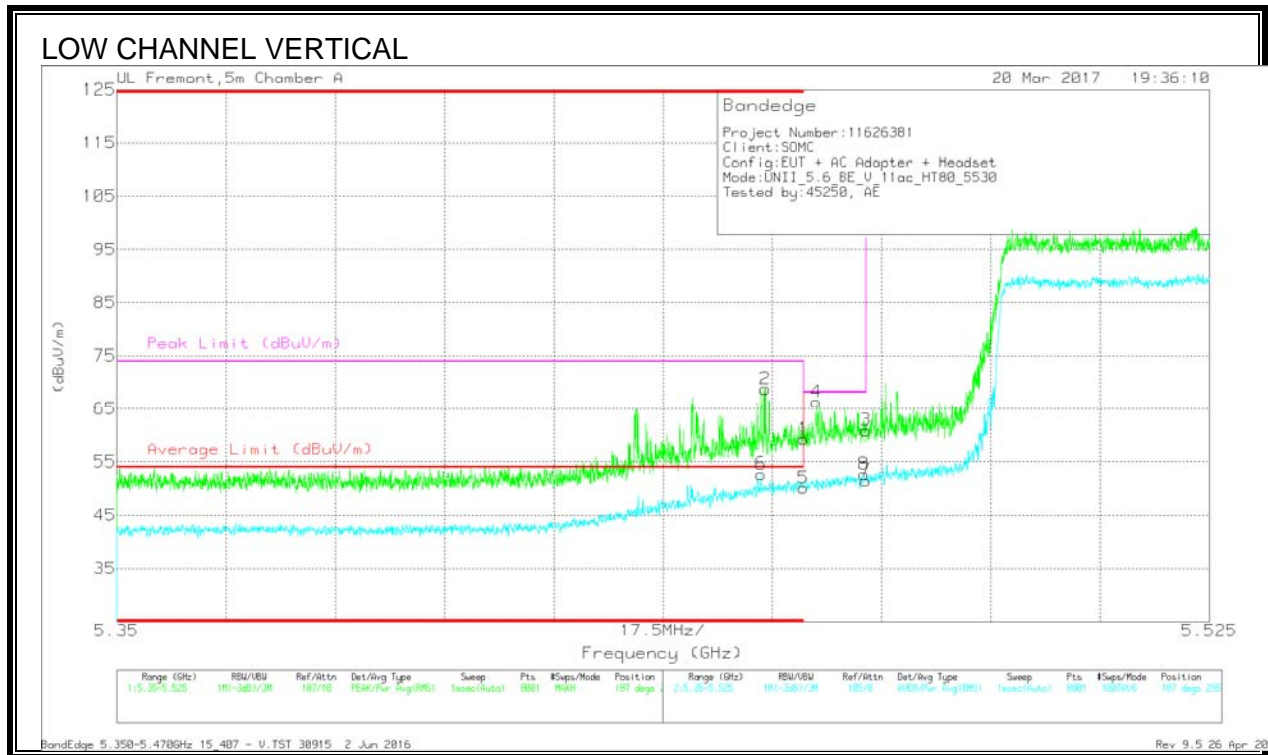
Trace Markers

Marker	Frequency (GHz)	Meter Reading (dBuV)	Det	AFT711 (dB/m)	Amp/Cbl/Fib/Pad (dB)	DC Corr (dB)	Corrected Reading (dBuV/m)	Average Limit (dBuV/m)	Margin (dB)	Peak Limit (dBuV/m)	PK Margin (dB)	Azimuth (Degs)	Height (cm)	Polarity
2	* 5.447	43.96	Pk	34.4	-18.8	0	59.56	-	-	74	-14.44	5	295	H
6	* 5.457	31.2	RMS	34.4	-18.8	.42	47.22	54	-6.78	-	-	5	295	H
1	* 5.46	38.77	Pk	34.4	-18.9	0	54.27	-	-	74	-19.73	5	295	H
5	* 5.46	30.04	RMS	34.4	-18.9	.42	45.96	54	-8.04	-	-	5	295	H
4	5.46	43.24	Pk	34.4	-18.9	0	58.74	-	-	68.2	-9.46	5	295	H
3	5.47	39.23	Pk	34.4	-18.7	0	54.93	-	-	68.2	-13.27	5	295	H
7	5.47	31.66	RMS	34.4	-18.7	.42	47.78	-	-	-	-	5	295	H
8	5.47	32.54	RMS	34.4	-18.7	.42	48.66	-	-	-	-	5	295	H

* - indicates frequency in CFR15.205/IC8.10 RSS-Restricted Band

Pk - Peak detector

RMS - RMS detection

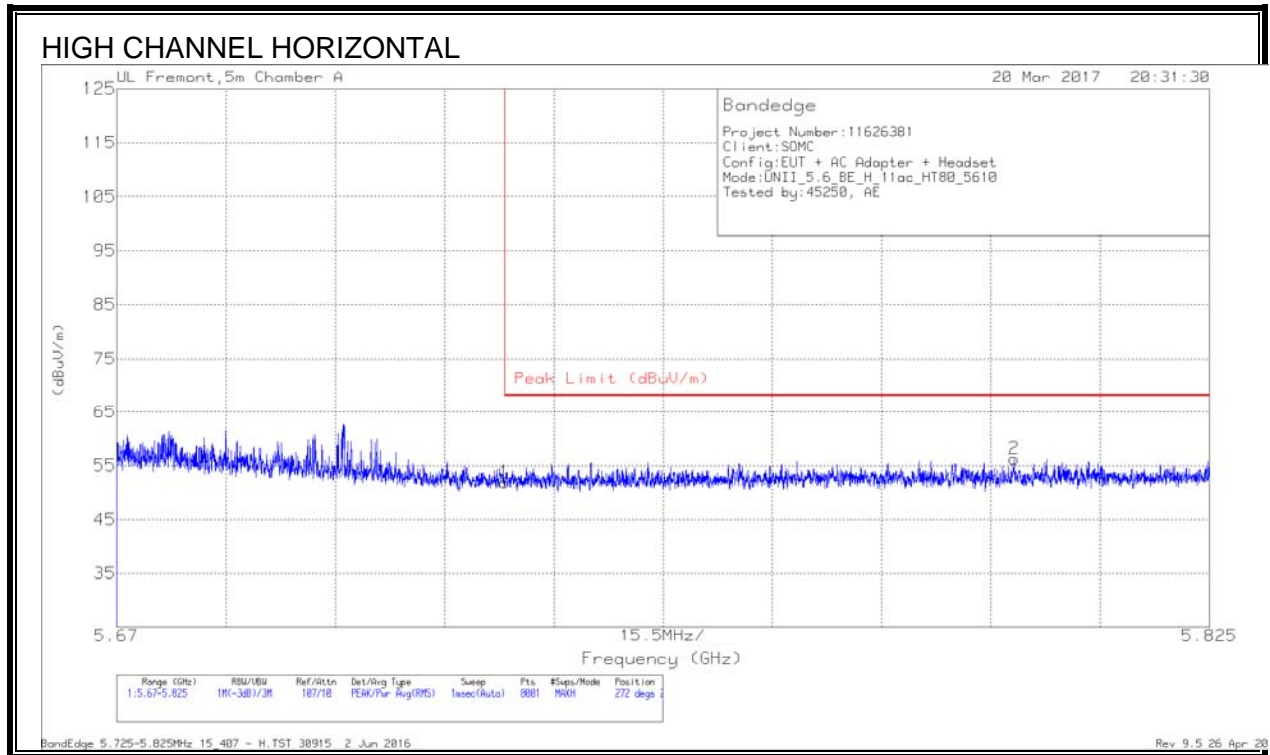


Trace Markers

Marker	Frequency (GHz)	Meter Reading (dBuV)	Det	AFT711 (dB/m)	Amp/Cbl/Fib/Pad (dB)	DC Corr (dB)	Corrected Reading (dBuV/m)	Average Limit (dBuV/m)	Margin (dB)	Peak Limit (dBuV/m)	PK Margin (dB)	Azimuth (Degs)	Height (cm)	Polarity
6	* 5.453	36.65	RMS	34.4	-18.8	-42	52.67	54	-1.33	-	-	187	295	V
2	* 5.454	53.16	Pk	34.4	-18.8	0	68.76	-	-	74	-5.24	187	295	V
1	* 5.46	43.73	Pk	34.4	-18.9	0	59.23	-	-	74	-14.77	187	295	V
5	* 5.46	34.17	RMS	34.4	-18.9	-42	50.09	54	-3.91	-	-	187	295	V
4	5.462	50.8	Pk	34.4	-18.9	0	66.3	-	-	68.2	-1.9	187	295	V
3	5.47	45.18	Pk	34.4	-18.7	0	60.88	-	-	68.2	-7.32	187	295	V
7	5.47	35.34	RMS	34.4	-18.7	-42	51.46	-	-	-	-	187	295	V
8	5.47	36.51	RMS	34.4	-18.7	-42	52.63	-	-	-	-	187	295	V

* - indicates frequency in CFR15.205/IC8.10 RSS-Restricted Band
 Pk - Peak detector
 RMS - RMS detection

AUTHORIZED BANDEDGE (HIGH CHANNEL)

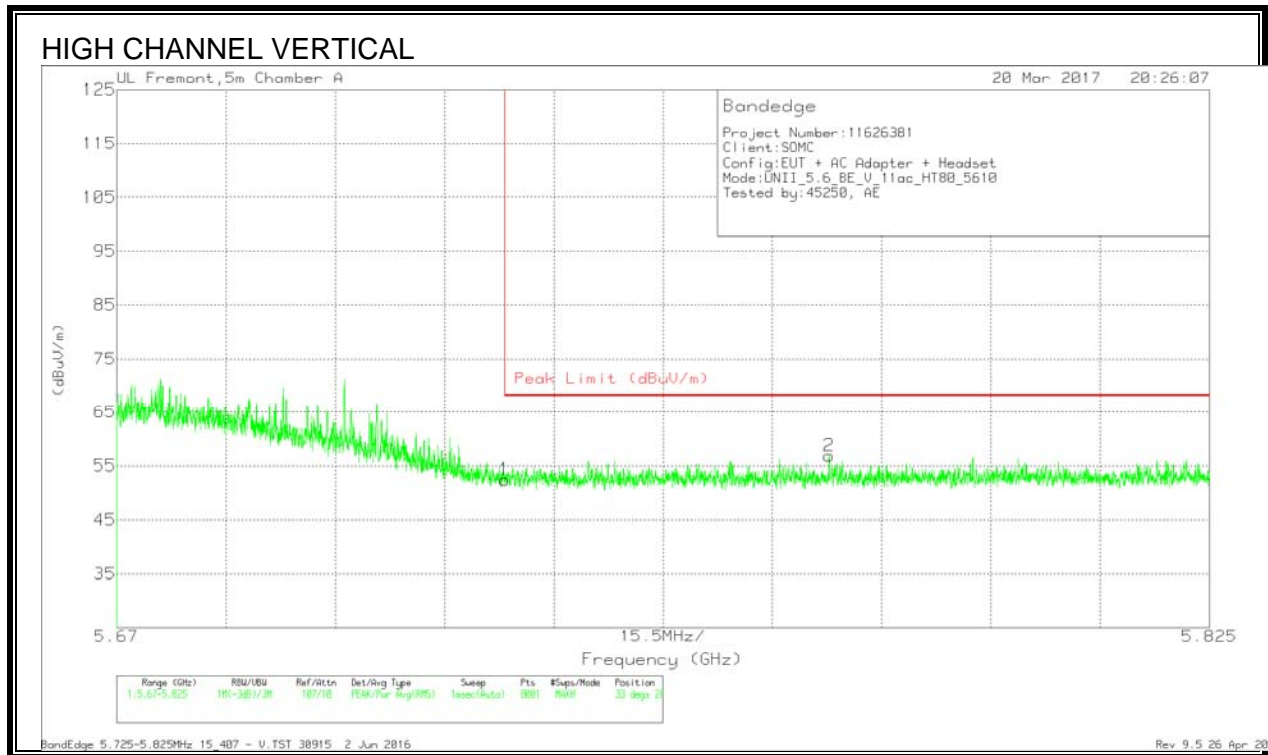


Trace Markers

Marker	Frequency (GHz)	Meter Reading (dBuV)	Det	AF T711 (dB/m)	Amp/Cbl/Filtr/Pad (dB)	Corrected Reading (dBuV/m)	Peak Limit (dBuV/m)	PK Margin (dB)	Azimuth (Degs)	Height (cm)	Polarity
1	5.725	36.12	Pk	34.8	-19	51.92	68.2	-16.28	272	264	H
2	5.797	40.36	Pk	34.7	-18.8	56.26	68.2	-11.94	272	264	H

* - indicates frequency in CFR15.205/IC8.10 RSS-Restricted Band

Pk - Peak detector



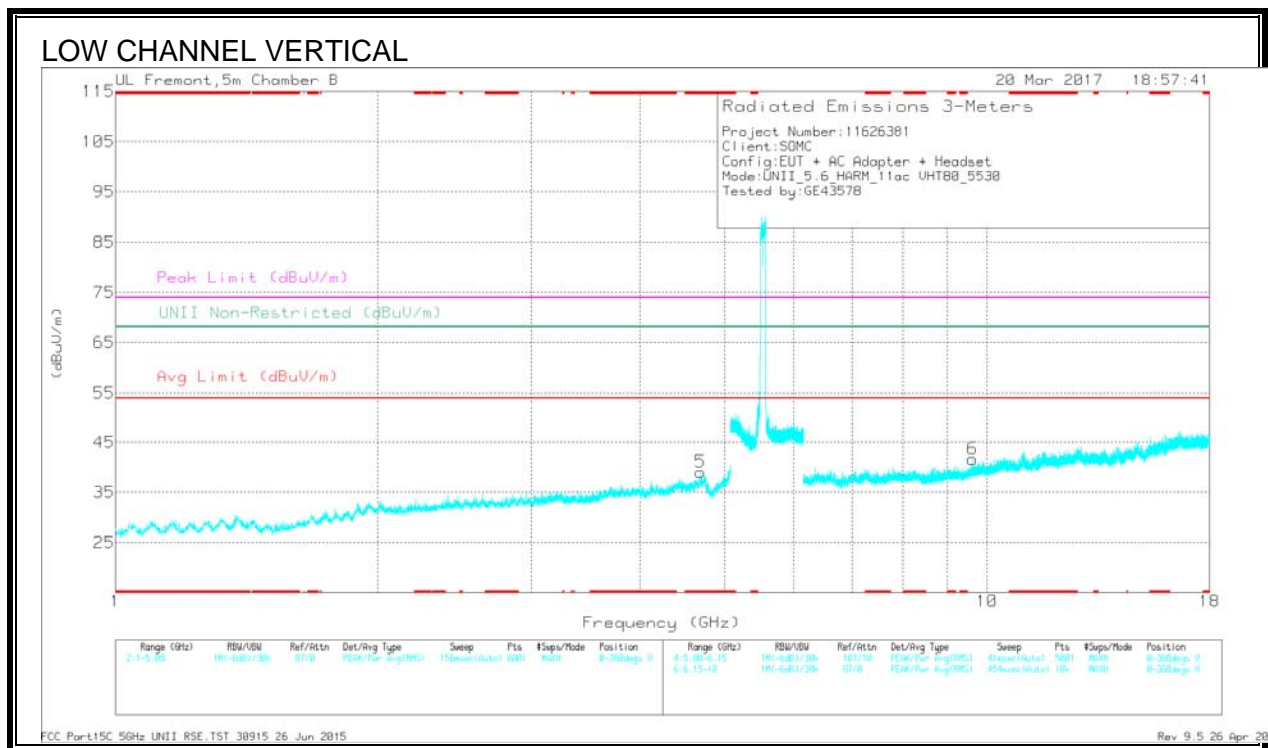
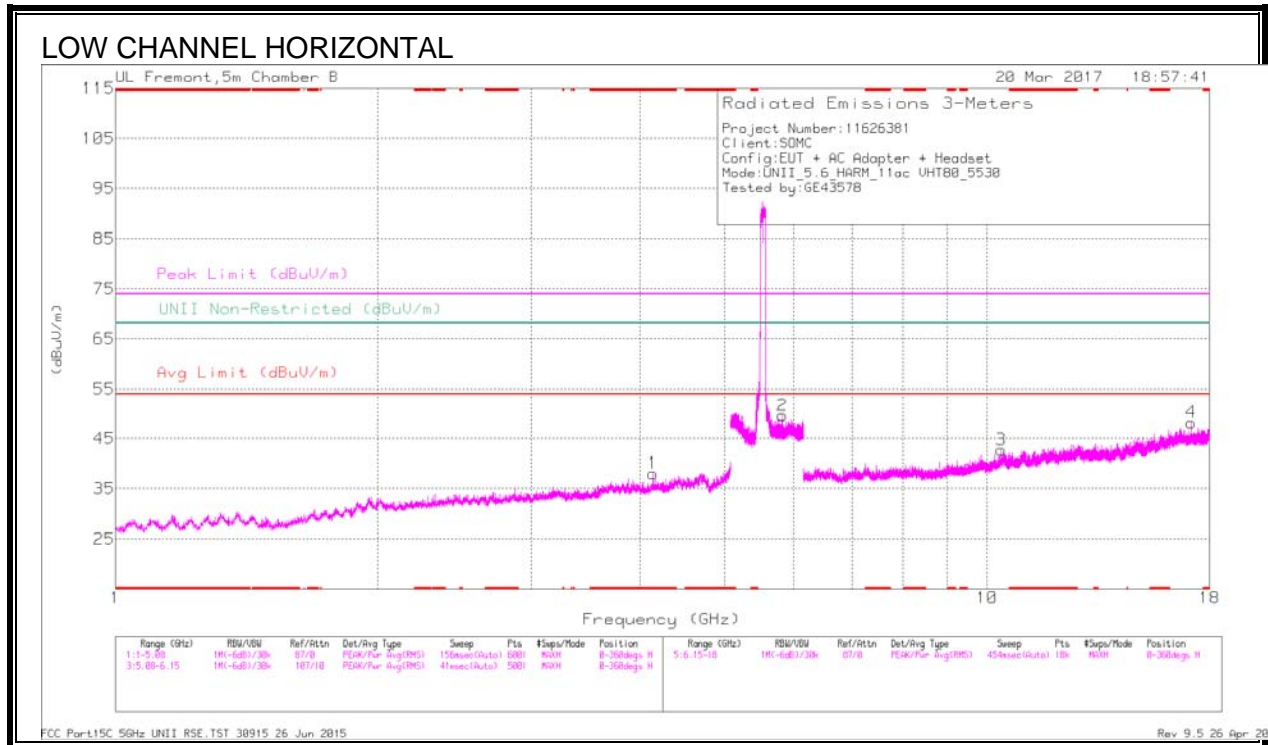
Trace Markers

Marker	Frequency (GHz)	Meter Reading (dBuV)	Det	AF T711 (dB/m)	Amp/Cbl/Filtr/Pad (dB)	Corrected Reading (dBuV/m)	Peak Limit (dBuV/m)	PK Margin (dB)	Azimuth (Degs)	Height (cm)	Polarity
1	5.725	36.61	Pk	34.8	-19	52.41	68.2	-15.79	33	284	V
2	5.771	40.93	Pk	34.7	-18.8	56.83	68.2	-11.37	33	284	V

* - indicates frequency in CFR15.205/IC8.10 RSS-Restricted Band

Pk - Peak detector

HARMONICS AND SPURIOUS EMISSIONS



Trace Markers

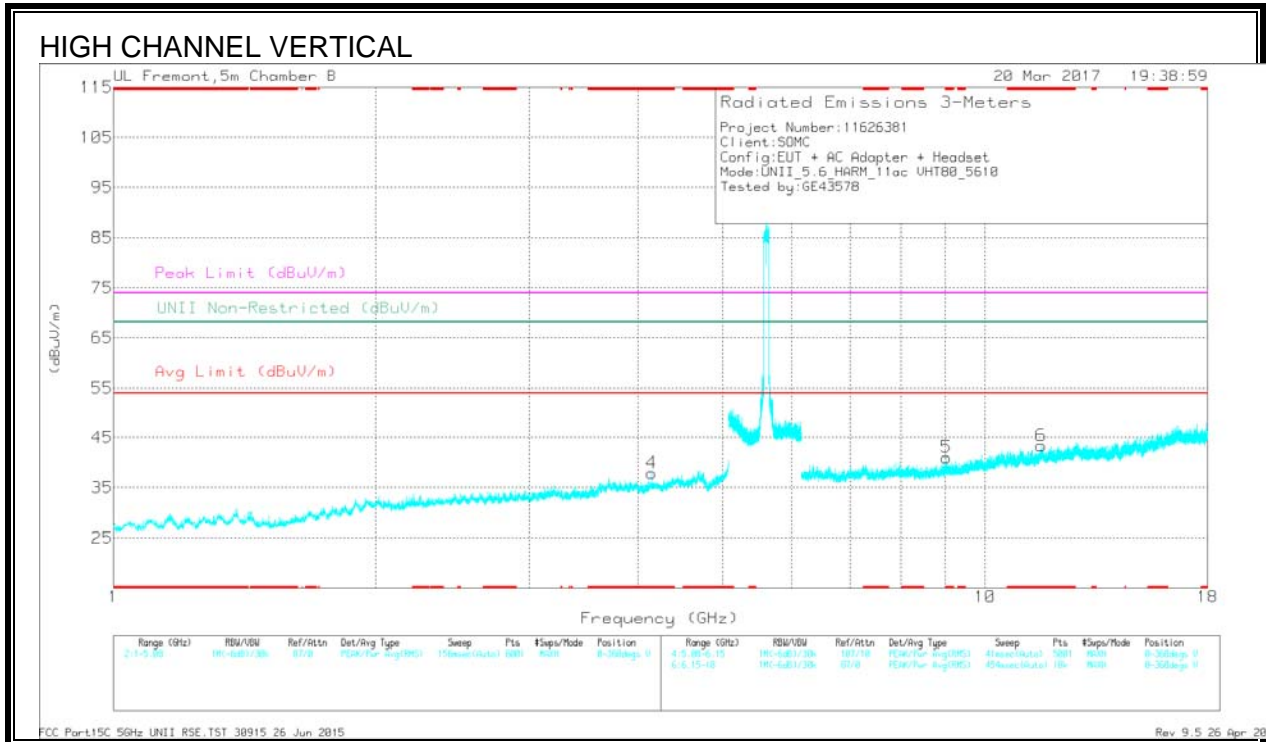
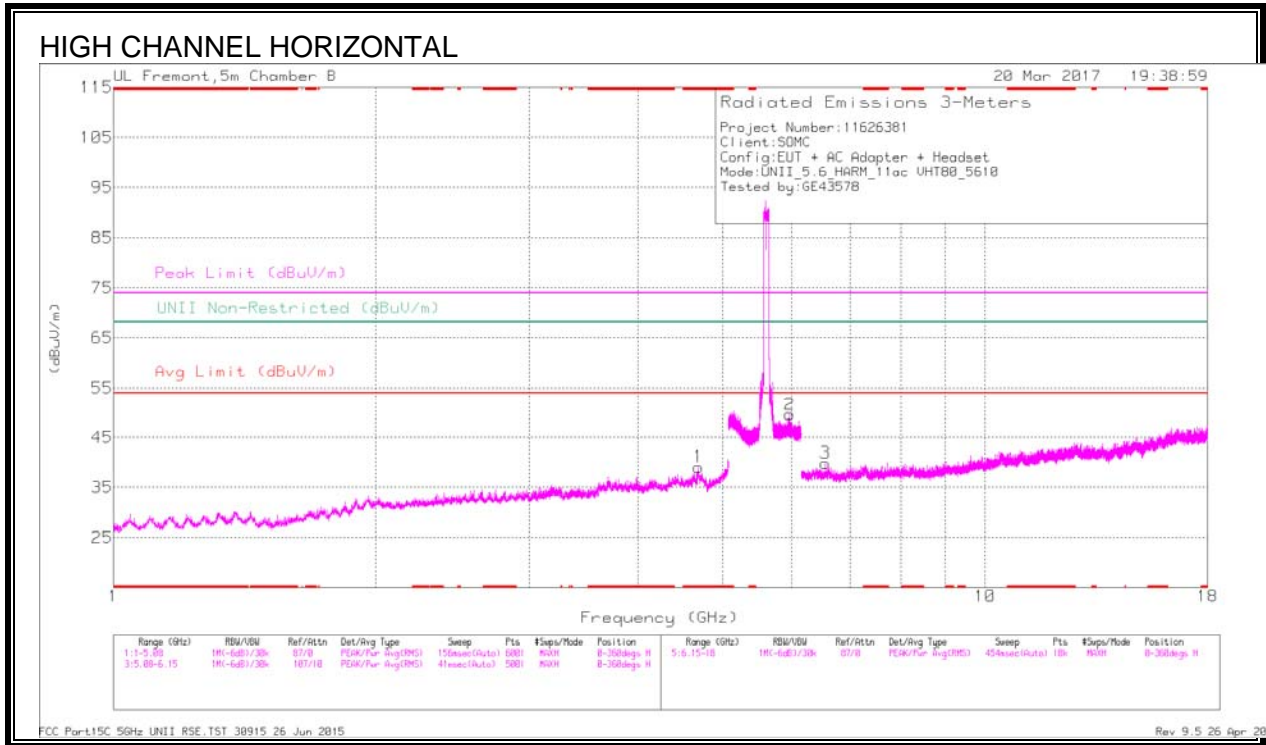
Marker	Frequency (GHz)	Meter Reading (dBuV)	Det	AF 1345 (dB/m)	Amp/Ch/Ftr/Pad (dB)	DC Corr (dB)	Corrected Reading (dBuV/m)	Avg Limit (dBuV/m)	Margin (dB)	Peak Limit (dBuV/m)	PK Margin (dB)	U-NII Non-Restricted (dBuV/m)	PK Margin (dB)	Altitude (Degs)	Height (cm)	Polarity
1	* 4.139	34.1	Pk	33.7	-29.8	0	38	-	-	74	-36	-	-	0-360	98	H
5	* 4.69	34.2	Pk	34.1	-29.2	0	39.1	-	-	74	-34.9	-	-	0-360	201	V
2	5.828	33.89	Pk	35.1	-19.4	0	49.59	-	-	-	-	68.2	-18.61	0-360	98	H
6	9.627	29.26	Pk	36.7	-24.3	0	41.66	-	-	-	-	68.2	-26.54	0-360	201	V
3	10.384	27.99	Pk	37.6	-22.9	0	42.69	-	-	-	-	68.2	-25.51	0-360	98	H
4	17.137	27.32	Pk	41.4	-20.5	0	48.22	-	-	-	-	68.2	-19.98	0-360	98	H

* - indicates frequency in CFR15.205/IC8.10 RSS-Restricted Band
 Pk - Peak detector

Radiated Emissions

Frequency (GHz)	Meter Reading (dBuV)	Det	AF 1345 (dB/m)	Amp/Ch/Ftr/Pad (dB)	DC Corr (dB)	Corrected Reading (dBuV/m)	Avg Limit (dBuV/m)	Margin (dB)	Peak Limit (dBuV/m)	PK Margin (dB)	U-NII Non-Restricted (dBuV/m)	PK Margin (dB)	Altitude (Degs)	Height (cm)	Polarity
* 4.136	38.29	PK-U	33.7	-29.9	0	42.09	-	-	74	-31.91	-	-	54	100	H
* 4.134	27.1	ADR	33.7	-30	-42	31.22	54	-22.78	-	-	-	-	54	100	H
* 4.69	40.19	PK-U	34.1	-29.3	0	44.99	-	-	74	-29.01	-	-	283	202	V
* 4.689	28.45	ADR	34.1	-29.2	-42	33.77	54	-20.23	-	-	-	-	283	202	V
5.828	39.15	PK-U	35.1	-19.3	0	54.95	-	-	-	-	68.2	-13.25	309	100	H
9.628	34.83	PK-U	36.7	-24.3	0	47.23	-	-	-	-	68.2	-20.97	50	100	V
10.385	34.18	PK-U	37.6	-22.9	0	48.88	-	-	-	-	68.2	-19.32	267	100	H
17.137	31.52	PK-U	41.4	-20.5	0	52.42	-	-	-	-	68.2	-15.78	202	100	H

* - indicates frequency in CFR15.205/IC8.10 RSS-Restricted Band
 PK-U - U-NII: Maximum Peak
 ADR - U-NII AD primary method, RMS average



Trace Markers

Marker	Frequency (GHz)	Meter Reading (dBuV)	Det	AF T345 (dB/m)	Amp/Ch/Ftr/Pad (dB)	DC Corr (dB)	Corrected Reading (dBuV/m)	Avg Limit (dBuV/m)	Margin (dB)	Peak Limit (dBuV/m)	PK Margin (dB)	UNII Non-Restricted (dBuV/m)	PK Margin (dB)	Altitude (Degs)	Height (cm)	Polarity
1	* 4.687	34.22	Pk	34.1	-29.2	0	39.12	-	-	74	-34.88	-	-	0-360	100	H
4	* 4.144	33.87	Pk	33.7	-29.7	0	37.87	-	-	74	-36.13	-	-	0-360	98	V
5	* 9.033	30.36	Pk	36.1	-25.4	0	41.06	-	-	74	-32.94	-	-	0-360	201	V
6	* 11.597	27.47	Pk	38.4	-22.5	0	43.37	-	-	74	-30.63	-	-	0-360	201	V
2	5.971	33.56	Pk	35.2	-19.2	0	49.56	-	-	-	-	68.2	-18.64	0-360	201	H
3	6.563	32.8	Pk	35.5	-28.4	0	39.9	-	-	-	-	68.2	-28.3	0-360	201	H

* - indicates frequency in CFR15.205/IC8.10 RSS-Restricted Band
 Pk - Peak detector

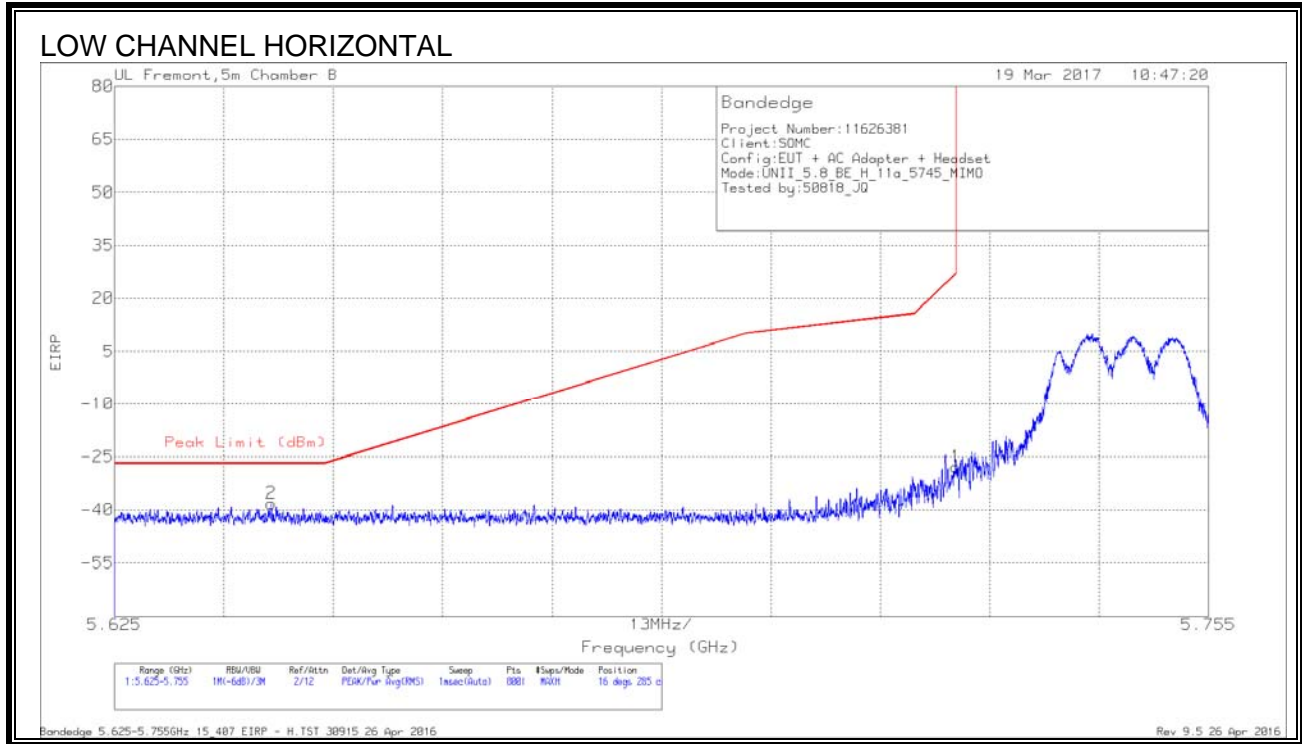
Radiated Emissions

Frequency (GHz)	Meter Reading (dBuV)	Det	AF T345 (dB/m)	Amp/Ch/Ftr/Pad (dB)	DC Corr (dB)	Corrected Reading (dBuV/m)	Avg Limit (dBuV/m)	Margin (dB)	Peak Limit (dBuV/m)	PK Margin (dB)	UNII Non-Restricted (dBuV/m)	PK Margin (dB)	Altitude (Degs)	Height (cm)	Polarity
* 4.688	40.02	PK-U	34.1	-29.2	0	44.92	-	-	74	-29.08	-	-	233	100	H
* 4.688	28.71	ADR	34.1	-29.2	.42	34.03	54	-19.97	-	-	-	-	233	100	H
* 4.144	38.22	PK-U	33.7	-29.6	0	42.32	-	-	74	-31.68	-	-	211	100	V
* 4.144	27.3	ADR	33.7	-29.7	.42	31.72	54	-22.28	-	-	-	-	211	100	V
* 9.033	35.7	PK-U	36.1	-25.4	0	46.4	-	-	74	-27.6	-	-	176	203	V
* 9.033	23.41	ADR	36.1	-25.4	.42	34.53	54	-19.47	-	-	-	-	176	203	V
* 11.597	32.97	PK-U	38.4	-22.5	0	48.87	-	-	74	-25.13	-	-	209	203	V
* 11.597	21.37	ADR	38.4	-22.5	.42	37.69	54	-16.31	-	-	-	-	209	203	V
5.971	39.52	PK-U	35.2	-19.2	0	55.52	-	-	-	-	68.2	-12.68	103	203	H
6.564	37.73	PK-U	35.5	-28.4	0	44.83	-	-	-	-	68.2	-23.37	314	203	H

* - indicates frequency in CFR15.205/IC8.10 RSS-Restricted Band
 PK-U - U-NII: Maximum Peak
 ADR - U-NII AD primary method, RMS average

10.1.13. 11a 2TX CDD MIMO MODE IN THE 5.8GHZ BAND

RESTRICTED BANDEDGE (LOW CHANNEL)

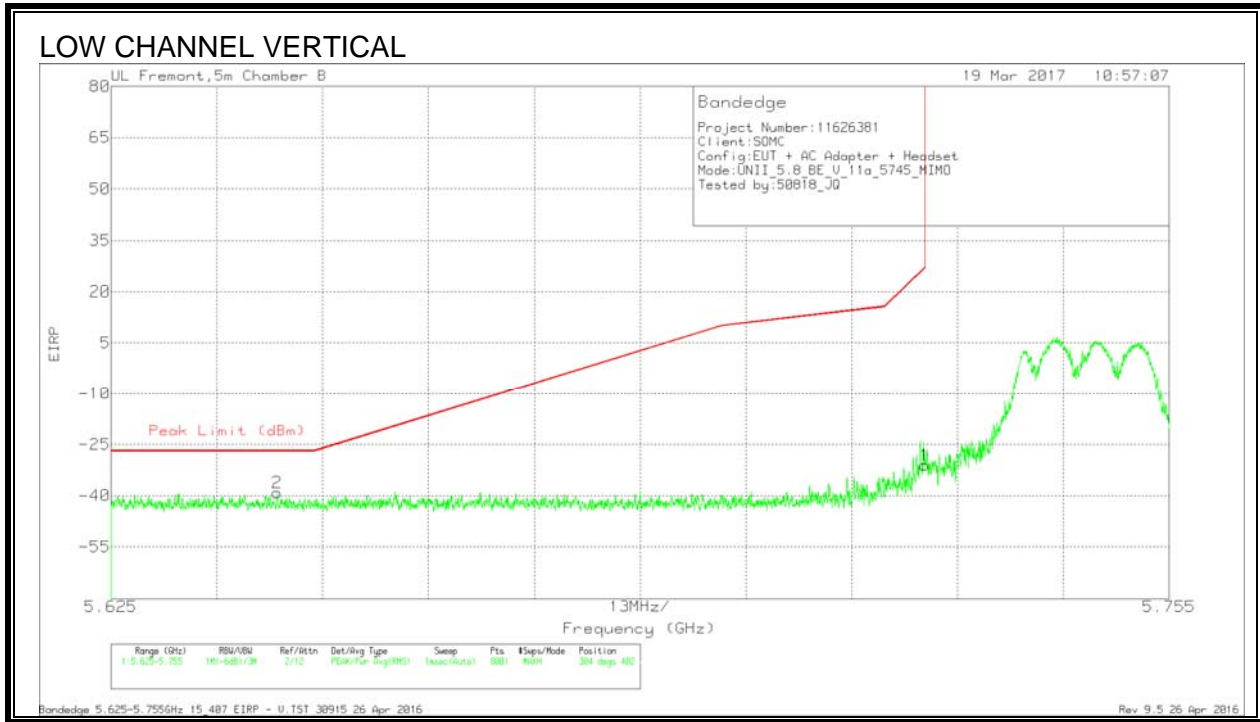


Trace Markers

Marker	Frequency (GHz)	Meter Reading (dBm)	Det	AF T345 (dB/m)	Amp/Cbl/Fitr/Pad (dB)	Conversion Factor (dB)	Corrected Reading EIRP	Peak Limit (dBm)	PK Margin (dB)	Azimuth (Degs)	Height (cm)	Polarity
2	5.644	-65.26	Pk	34.7	-19.5	11.8	-38.26	-27	-11.26	16	285	H
1	5.725	-55.06	Pk	34.9	-19.6	11.8	-27.96	26.97	-54.93	16	285	H

* - indicates frequency in CFR15.205/IC8.10 RSS-Restricted Band

Pk - Peak detector

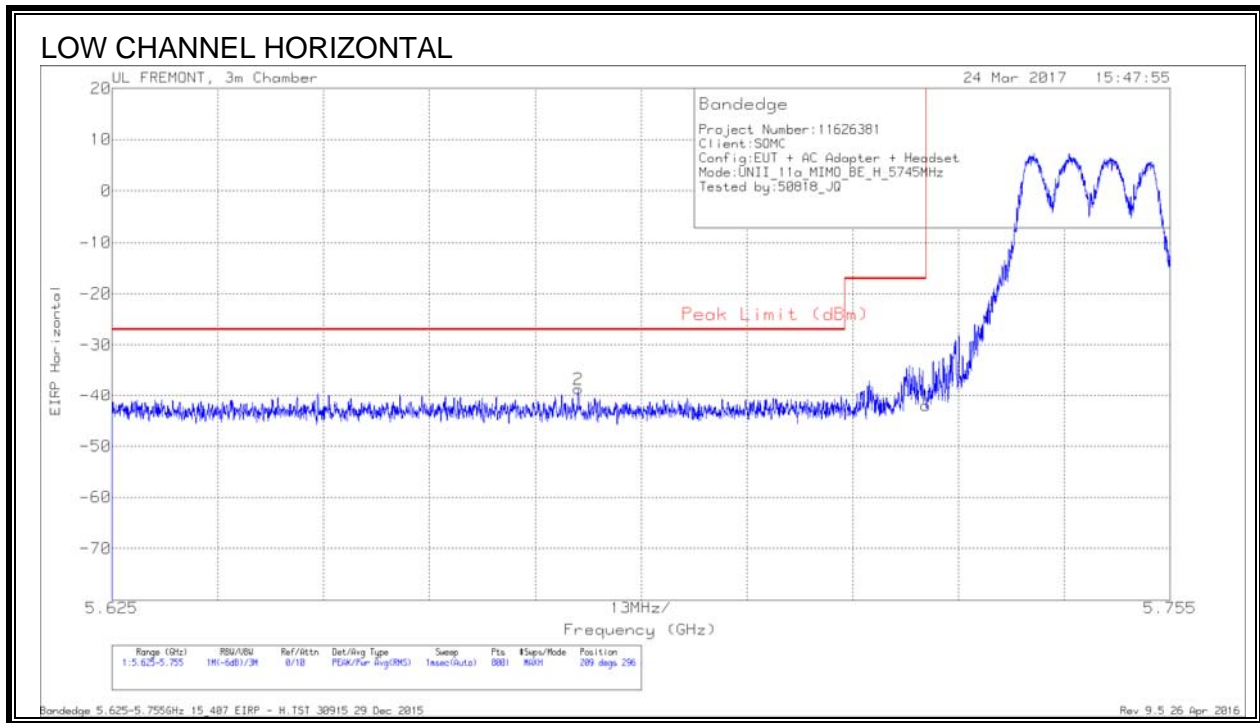


Trace Markers

Marker	Frequency (GHz)	Meter Reading (dBm)	Det	AF T345 (dB/m)	Amp/Cbl/Filtr/Par d (dB)	Conversion Factor (dB)	Corrected Reading EIRP	Peak Limit (dBm)	PK Margin (dB)	Azimuth (Degs)	Height (cm)	Polarity
2	5.645	-66.11	Pk	34.7	-19.5	11.8	-39.11	-27	-12.11	304	402	V
1	5.725	-58.15	Pk	34.9	-19.6	11.8	-31.05	26.97	-58.02	304	402	V

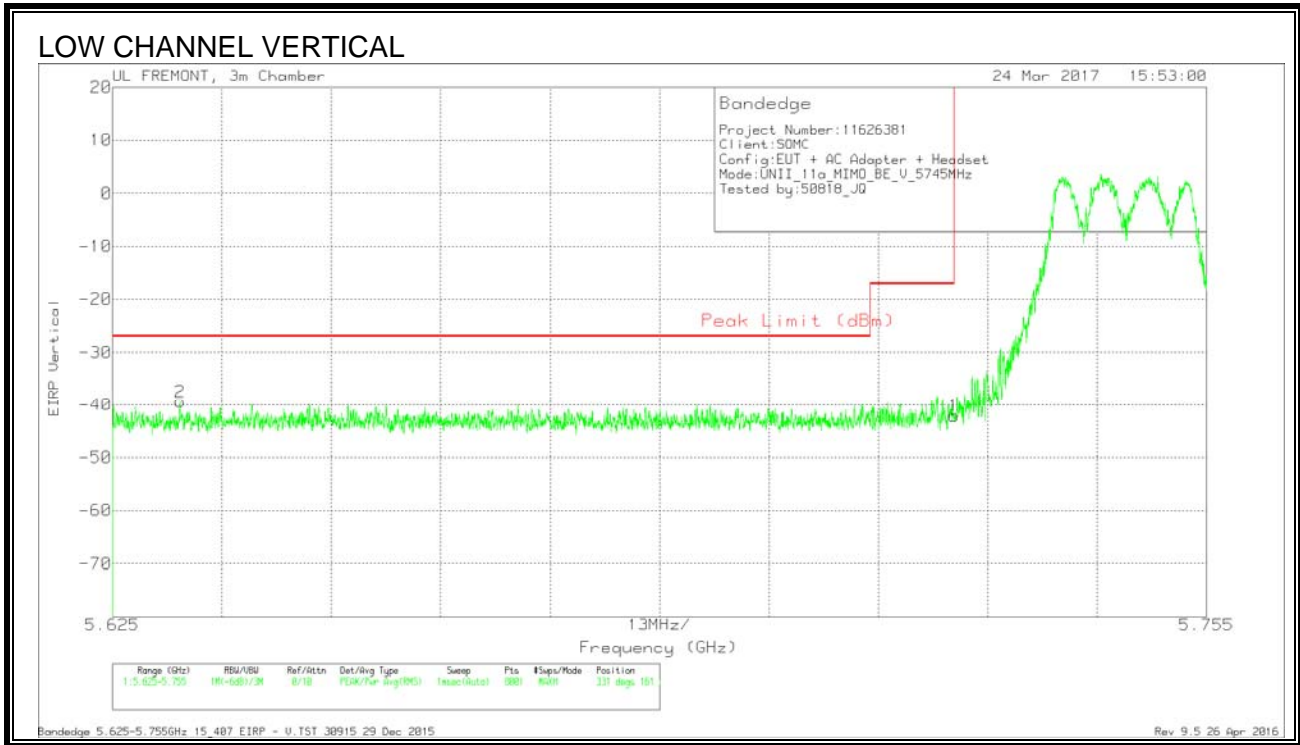
* - indicates frequency in CFR15.205/IC8.10 RSS-Restricted Band
 Pk - Peak detector

IC



Marker	Frequency (GHz)	Meter Reading (dbm)	Det	AF T712 (dB/m)	Amp/Cbl/Filtr/Parad (dB)	Conversion Factor (dB)	Corrected Reading EIRP	Peak Limit (dBm)	PK Margin (dB)	Azimuth (Degs)	Height (cm)	Polarity
2	5.682	-66.53	Pk	34.7	-18.6	11.8	-38.63	-27	-11.63	209	296	H
1	5.725	-70.03	Pk	34.7	-18.5	11.8	-42.03	-17	-25.03	209	296	H

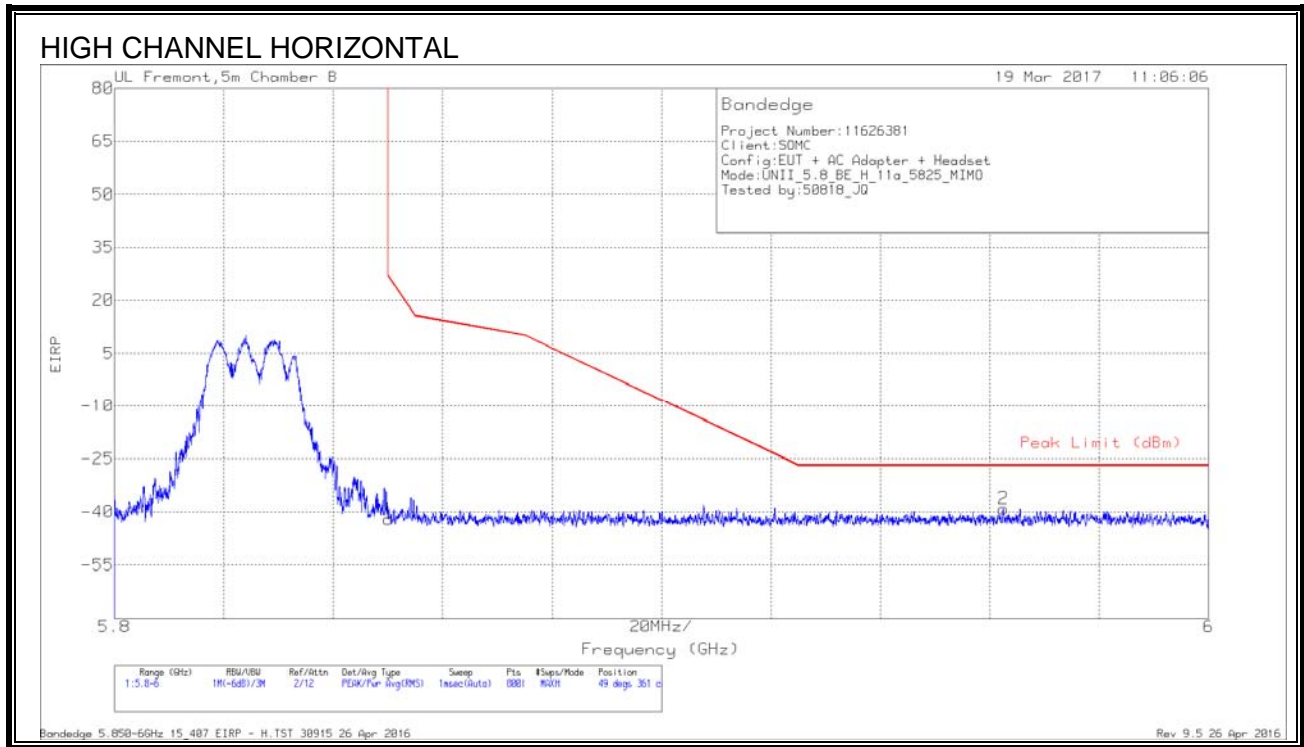
Pk - Peak detector



Marker	Frequency (GHz)	Meter Reading (dBm)	Det	AF T712 (dB/m)	Amp/Cb/Ftr/Pad (dB)	Conversion Factor (dB)	Corrected Reading EIRP	Peak Limit (dBm)	PK Margin (dB)	Azimuth (Degs)	Height (cm)	Polarity
2	5.633	-67.22	Pk	34.6	-18.6	11.8	-39.42	-27	-12.42	331	161	V
1	5.725	-70.11	Pk	34.7	-18.5	11.8	-42.11	-17	-25.11	331	161	V

Pk - Peak detector

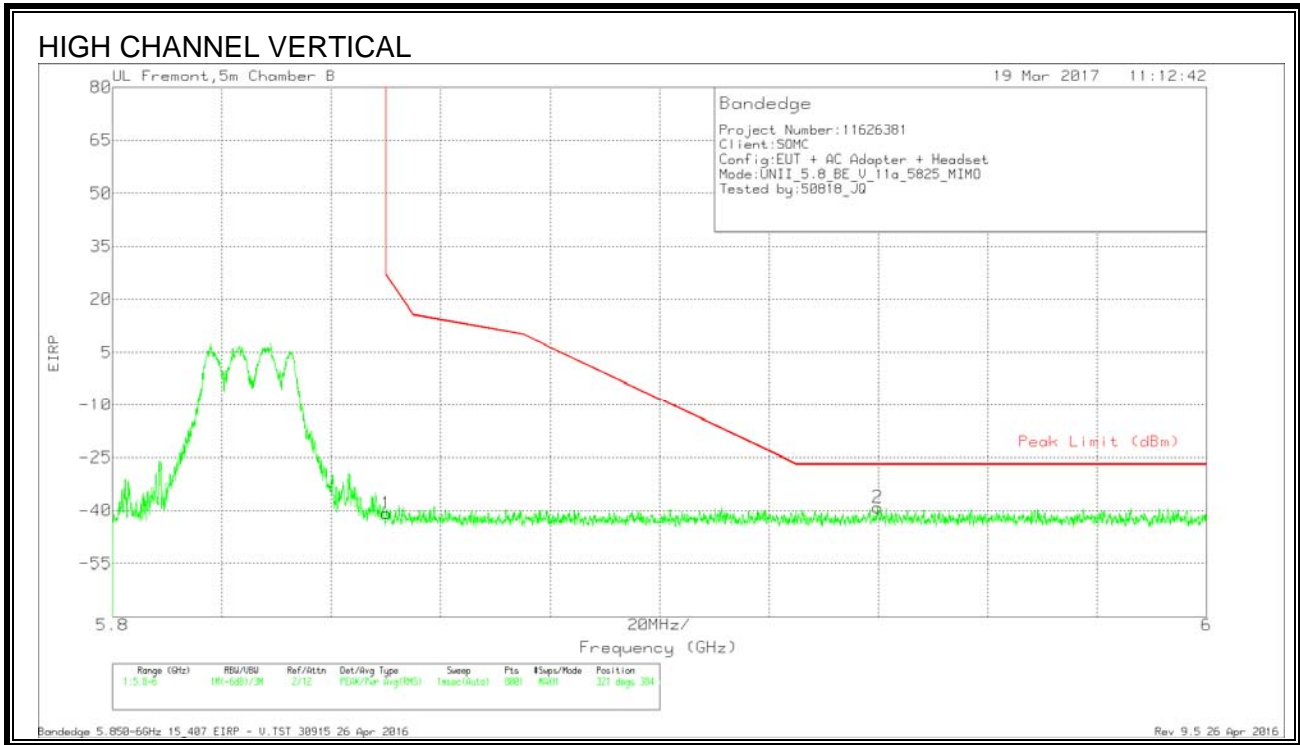
AUTHORIZED BANDEDGE (HIGH CHANNEL)



Trace Markers

Marker	Frequency (GHz)	Meter Reading (dBm)	Det	AF T345 (dB/m)	Amp/Cb/Ftr/Pad (dB)	Conversion Factor (dB)	Corrected Reading EIRP	Peak Limit (dBm)	PK Margin (dB)	Azimuth (Degs)	Height (cm)	Polarity
1	5.85	-69.34	Pk	35.2	-19.7	11.8	-42.04	26.94	-68.98	49	361	H
2	5.962	-67.11	Pk	35.2	-19.1	11.8	-39.21	-27	-12.21	49	361	H

* - indicates frequency in CFR15.205/IC8.10 RSS-Restricted Band
 Pk - Peak detector

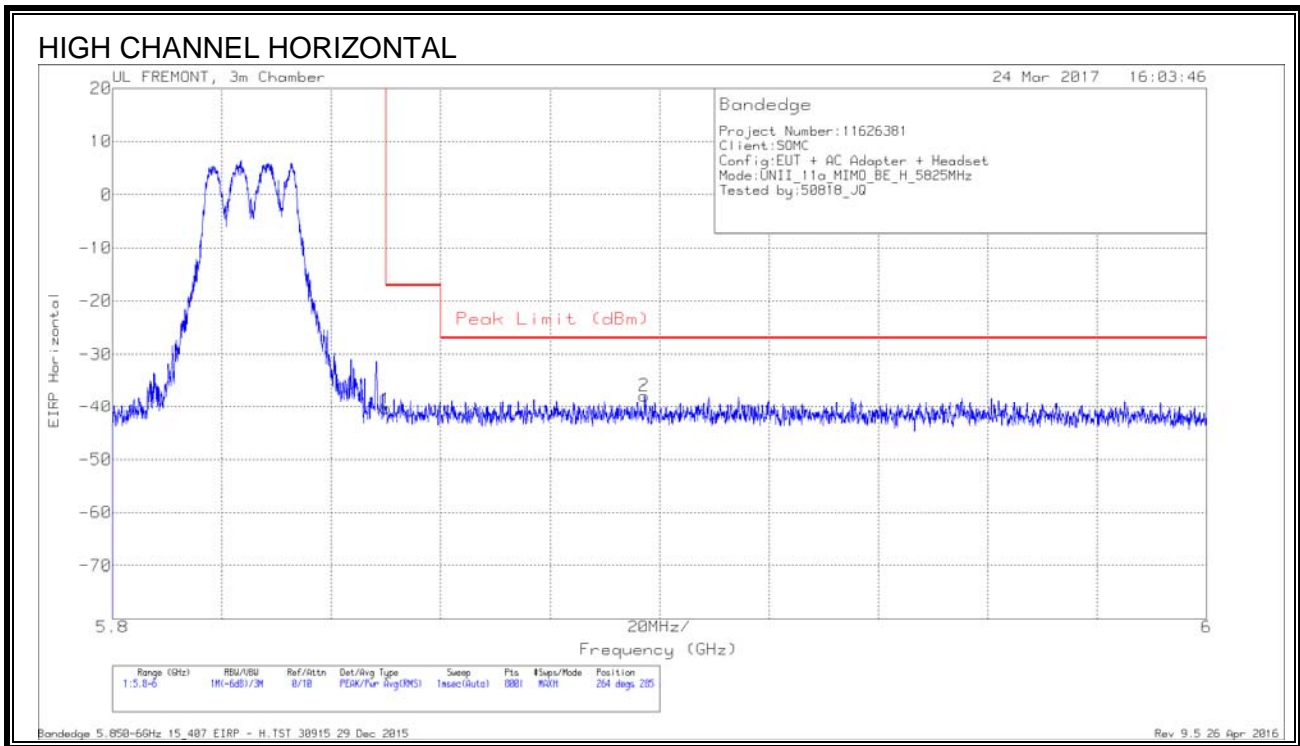


Trace Markers

Marker	Frequency (GHz)	Meter Reading (dBm)	Det	AF T345 (dB/m)	Amp/Cbl/Filtr/Pad (dB)	Conversion Factor (dB)	Corrected Reading EIRP	Peak Limit (dBm)	PK Margin (dB)	Azimuth (Degs)	Height (cm)	Polarity
1	5.85	-68.11	Pk	35.2	-19.7	11.8	-40.81	26.94	-67.75	321	384	V
2	5.94	-66.76	Pk	35.3	-19.4	11.8	-39.06	-27	-12.06	321	384	V

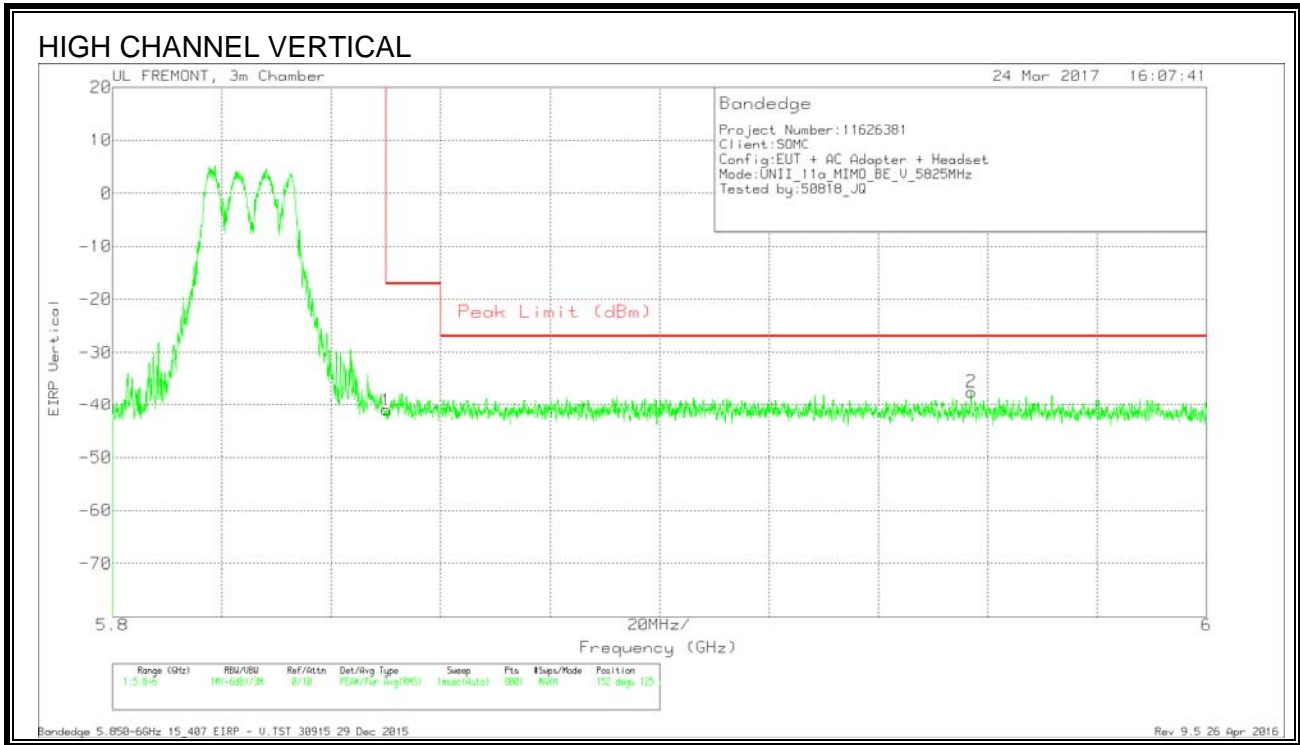
* - indicates frequency in CFR15.205/IC8.10 RSS-Restricted Band
 Pk - Peak detector

IC



Marker	Frequency (GHz)	Meter Reading (dBm)	Det	AF T712 (dB/m)	Amp/Cb/Fitr/Pad (dB)	Conversion Factor (dB)	Corrected Reading EIRP	Peak Limit (dBm)	PK Margin (dB)	Azimuth (Degs)	Height (cm)	Polarity
1	5.85	-68.91	Pk	34.8	-18.1	11.8	-40.41	-17	-23.41	264	285	H
2	5.897	-66.6	Pk	34.9	-17.9	11.8	-37.8	-27	-10.8	264	285	H

Pk - Peak detector



Marker	Frequency (GHz)	Meter Reading (dBm)	Det	AF T712 (dB/m)	Amp/Cbl/Fitr/Pad (dB)	Conversion Factor (dB)	Corrected Reading EIRP	Peak Limit (dBm)	PK Margin (dB)	Azimuth (Degs)	Height (cm)	Polarity
1	5.85	-69.49	Pk	34.8	-18.1	11.8	-40.99	-17	-23.99	152	125	V
2	5.957	-66.32	Pk	35	-17.9	11.8	-37.42	-27	-10.42	152	125	V

Pk - Peak detector

HARMONICS AND SPURIOUS EMISSIONS

