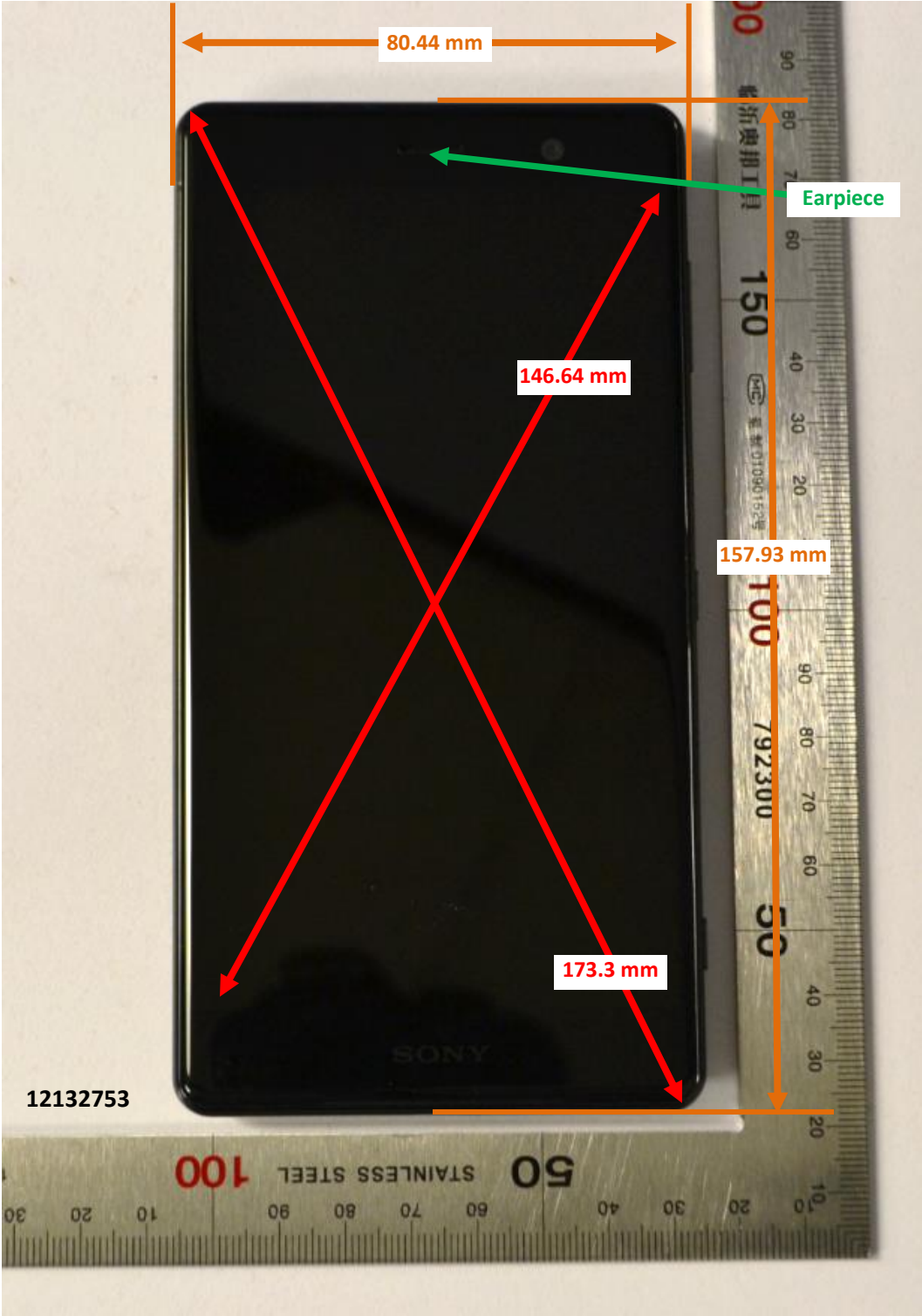


DUT and SAR Set-up Photos

Overall Dimensions



Front View of the DUT

12132753



Rear View of the DUT

12132753



Setup Photos

Handset Vertical and Horizontal Reference Lines


Vertical
Center Line




Horizontal
Line

Head Exposure Conditions

Left Touch




Left Tilt (15°)



Right Touch

12132753



Right Tilt (15°)


12132753



Body-worn Accessory


Rear at 15mm

12132753



Front at 15mm

12132753



Hotspot mode Exposure Conditions

Rear at 10mm

12132753




Front at 10mm

12132753




Edge 1 at 10mm

12132753




Edge 2 at 10mm

12132753




Edge 3 at 10mm

12132753



Edge 4 at 10mm


12132753



Product Specific SAR Exposure Conditions


Rear at 0mm

12132753




Front at 0mm

12132753




Edge 1 at 0mm

12132753




Edge 2 at 0mm

12132753



Edge 4 at 0mm

12132753



Antenna Dimensions & Separation Distances

- Cellular Main Antenna(Tx/Rx)
(Cellular Main Antenna 1 (Tx/Rx)+ Cellular Main Antenna2(Tx/Rx))
- Cellular Sub Antenna(Rx)
(Cellular Sub Antenna 1 (Rx)+ Cellular Sub Antenna 2(Rx)/GPS(Rx))
- WLAN Chain 0(Tx/Rx)/BT Antenna(Tx/Rx)
- Cellular 4th Diversity Antenna(Rx)/WLAN Chain 1(Tx/Rx)/Cellular Sub Antenna3(Rx)
- Cellular 3rd HO Diversity Antenna (Rx)

