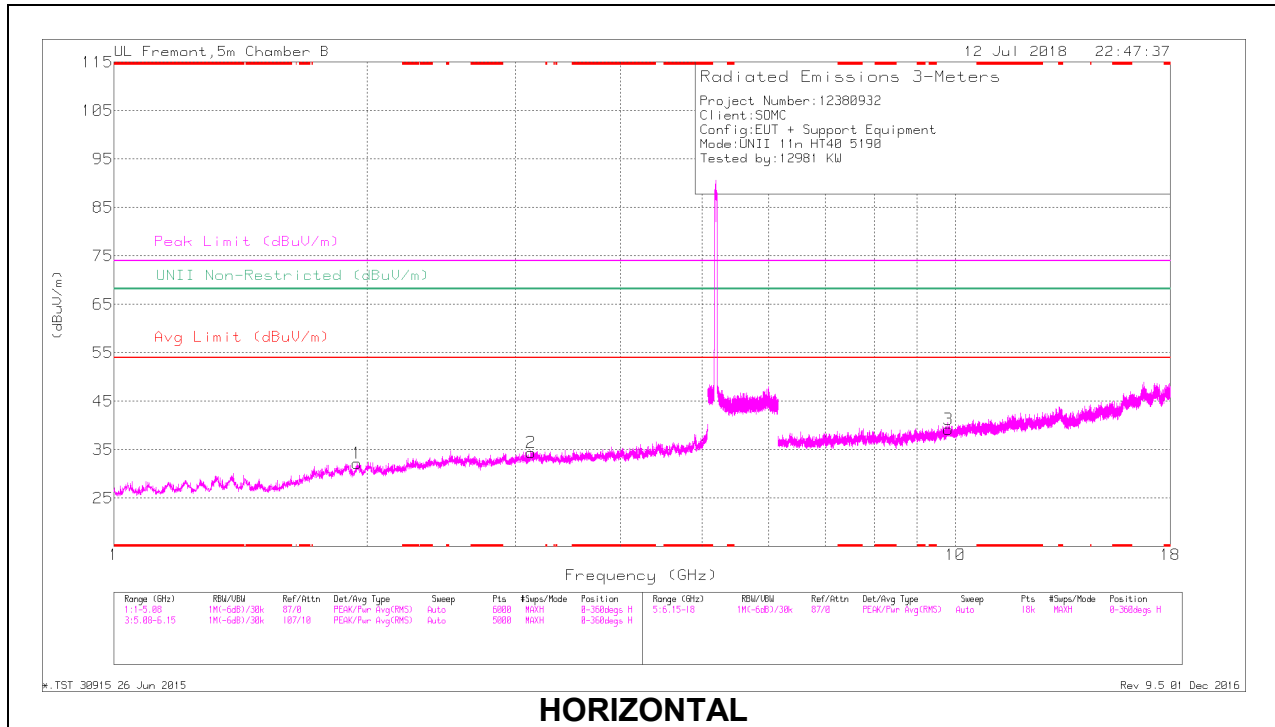
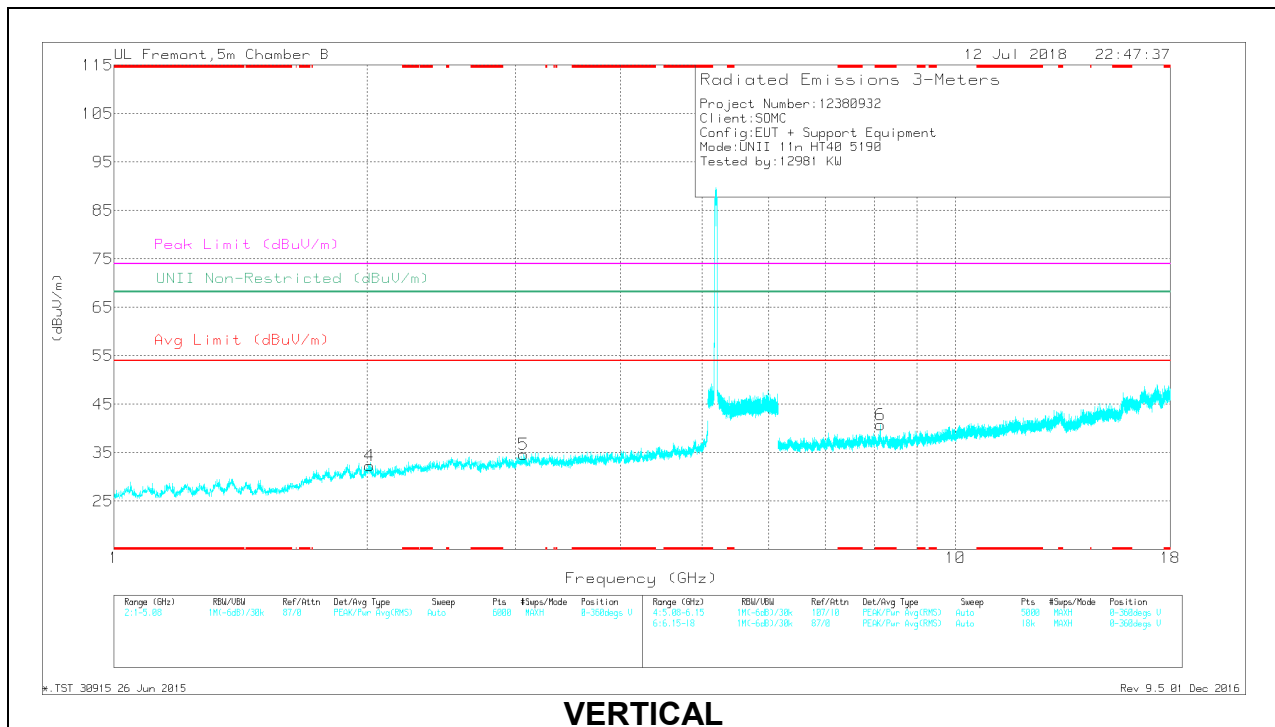


**HARMONICS AND SPURIOUS EMISSIONS**

**LOW CHANNEL RESULTS**



**HORIZONTAL**



**VERTICAL**

**RADIATED EMISSIONS**

Radiated Emissions

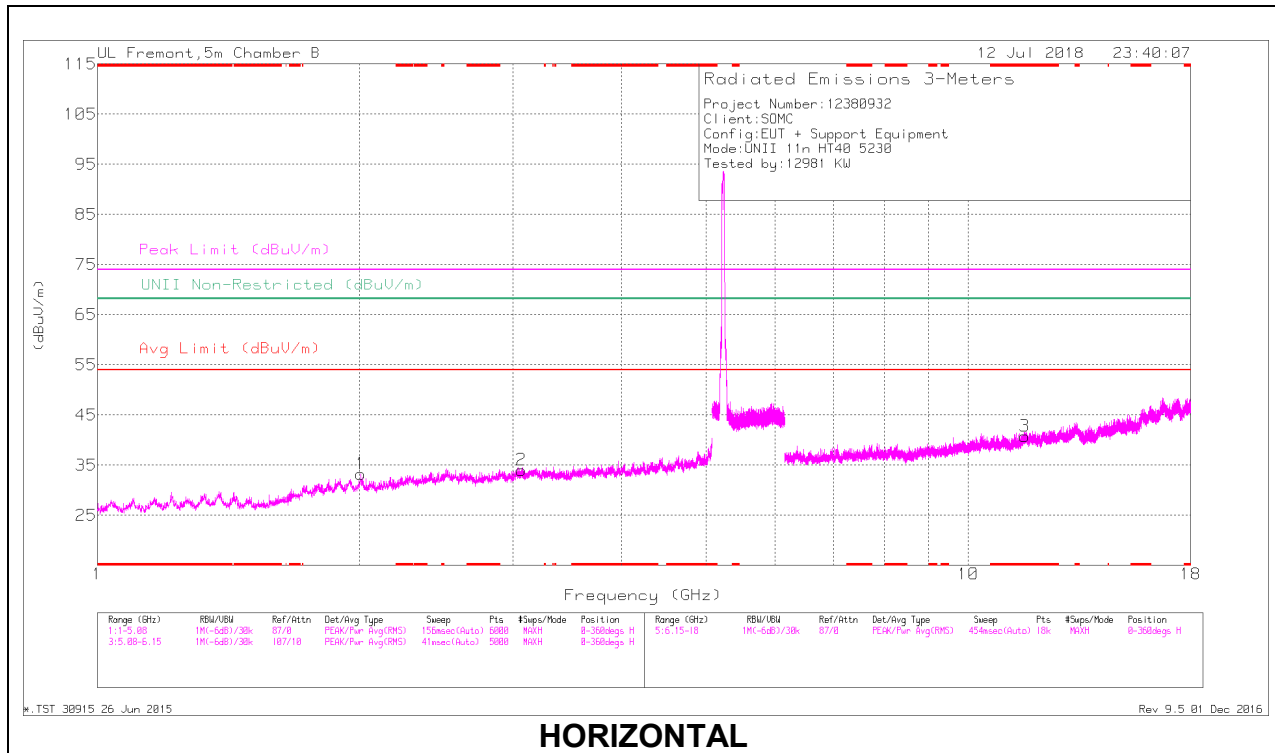
Marker	Frequency (GHz)	Meter Reading (dBuV)	Det	AF T863 (dB/m)	Amp/Cb/Fltr/Pad (dB)	DC Corr (dB)	Corrected Reading (dBuV/m)	Avg Limit (dBuV/m)	Margin (dB)	Peak Limit (dBuV/m)	PK Margin (dB)	UNII Non-Restricted (dBuV/m)	PK Margin (dB)	Azimuth (Degs)	Height (cm)	Polarity
6	* 8.145	36.8	PK-U	36.5	-27.6	0	45.7	-	-	74	-28.3	-	-	294	186	V
	* 8.142	25.13	ADR	36.5	-27.6	.28	34.31	54	-19.69	-	-	-	-	294	186	V
1	1.946	41.19	PK-U	31	-32.9	0	39.29	-	-	-	-	68.2	-28.91	222	182	H
4	2.011	40.94	PK-U	30.9	-32.5	0	39.34	-	-	-	-	68.2	-28.86	142	135	V
5	3.066	39.96	PK-U	33.1	-32.1	0	40.96	-	-	-	-	68.2	-27.24	177	120	V
2	3.133	39.87	PK-U	33.2	-32.2	0	40.87	-	-	-	-	68.2	-27.33	185	151	H
3	9.804	34.12	PK-U	37.3	-25.2	0	46.22	-	-	-	-	68.2	-21.98	208	164	H

\* - indicates frequency in CFR47 Pt 15 Restricted Band

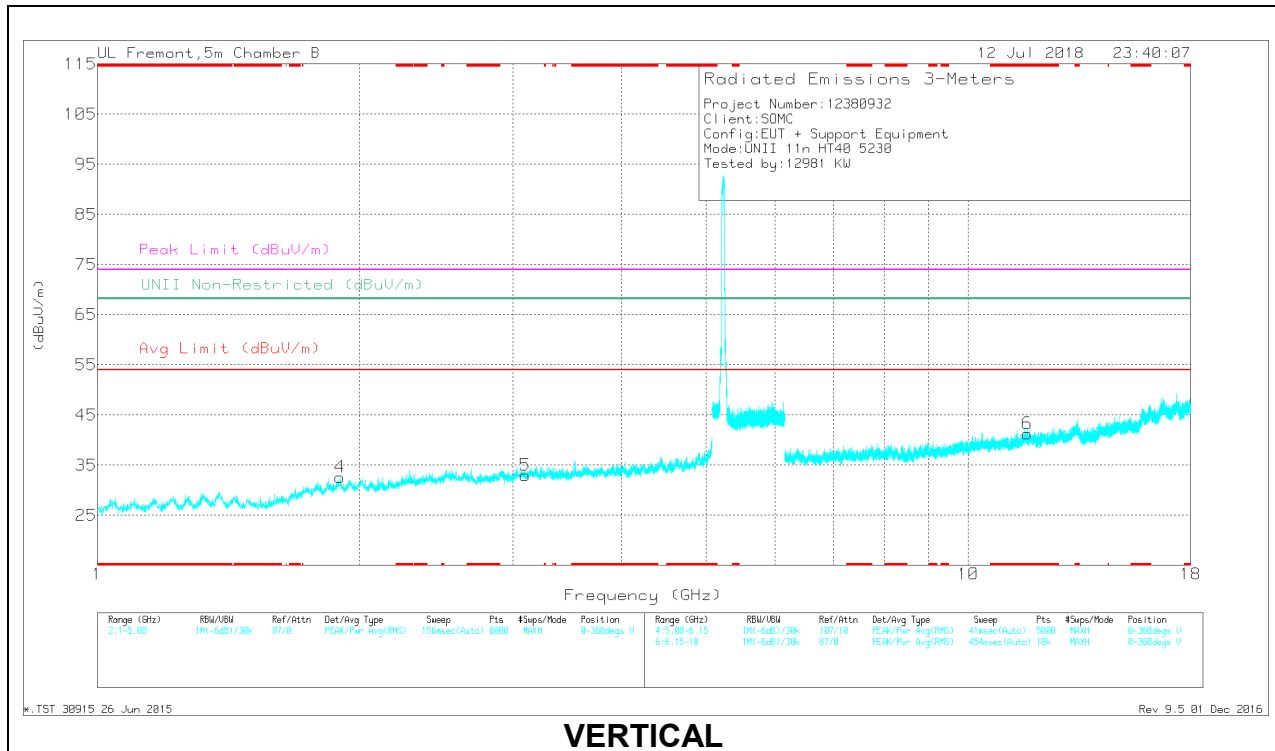
PK-U - U-NII: Maximum Peak

ADR - U-NII AD primary method, RMS average

### HIGH CHANNEL RESULTS



**HORIZONTAL**



**VERTICAL**

**RADIATED EMISSIONS**

Radiated Emissions

Marker	Frequency (GHz)	Meter Reading (dBuV)	Det	AF T863 (dB/m)	Amp/Cb/Fltr/Pad (dB)	DC Corr (dB)	Corrected Reading (dBuV/m)	Avg Limit (dBuV/m)	Margin (dB)	Peak Limit (dBuV/m)	PK Margin (dB)	UNII Non-Restricted (dBuV/m)	PK Margin (dB)	Azimuth (Degs)	Height (cm)	Polarity
3	* 11.606	32.99	PK-U	38.7	-23.7	0	47.99	-	-	74	-26.01	-	-	265	191	H
	* 11.605	21.16	ADR	38.6	-23.7	.28	36.34	54	-17.66	-	-	-	-	265	191	H
6	* 11.687	33.07	PK-U	38.9	-24.4	0	47.57	-	-	74	-26.43	-	-	206	173	V
	* 11.687	21.64	ADR	38.9	-24.4	.28	36.42	54	-17.58	-	-	-	-	206	173	V
4	1.897	41.66	PK-U	31.1	-33.3	0	39.46	-	-	-	-	68.2	-28.74	323	188	V
1	2.008	40.67	PK-U	30.9	-32.5	0	39.07	-	-	-	-	68.2	-29.13	238	161	H
2	3.065	40.1	PK-U	33.1	-32	0	41.2	-	-	-	-	68.2	-27	284	141	H
5	3.101	39.62	PK-U	33.3	-32.5	0	40.42	-	-	-	-	68.2	-27.78	296	172	V

\* - indicates frequency in CFR47 Pt 15 Restricted Band

PK-U - U-NII: Maximum Peak

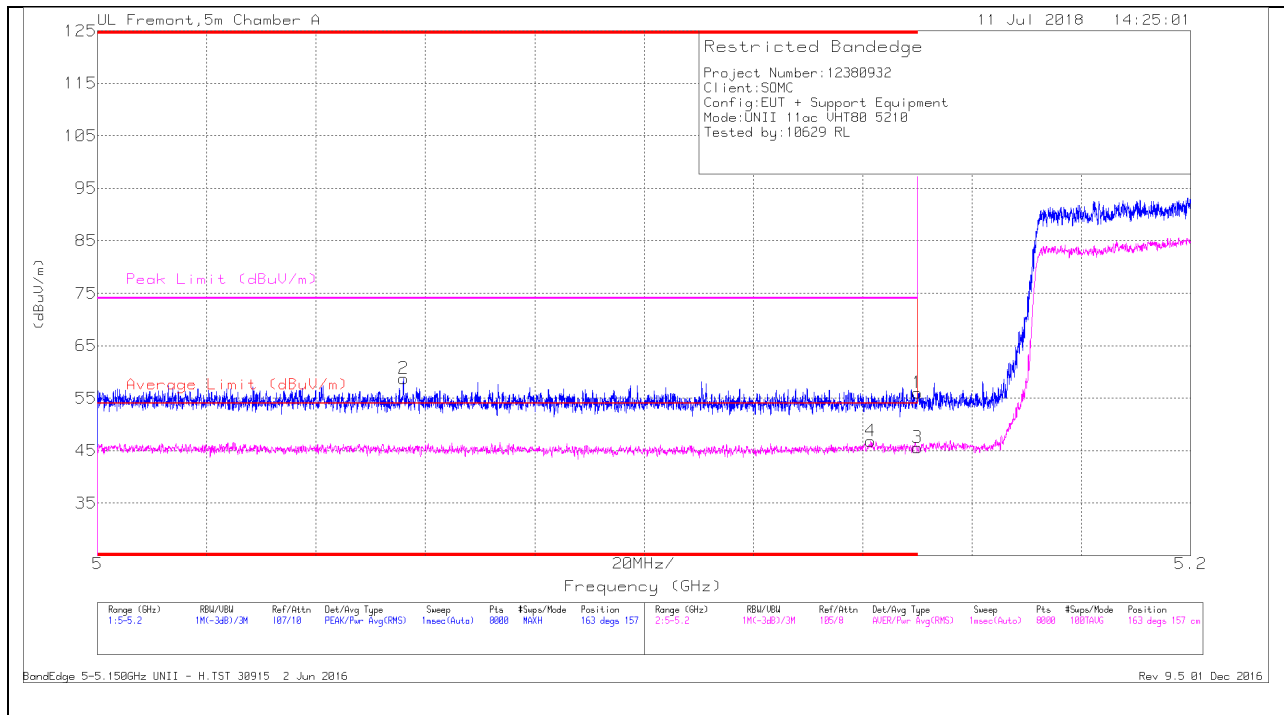
ADR - U-NII AD primary method, RMS average

**9.1.4. TX ABOVE 1 GHz 802.11ac VHT80 MODE IN THE 5.2 GHz BAND**

**2TX Antenna 1 + Antenna 2 CDD MODE**

**BANDEGE (MID CHANNEL)**

**HORIZONTAL RESULT**



**Trace Markers**

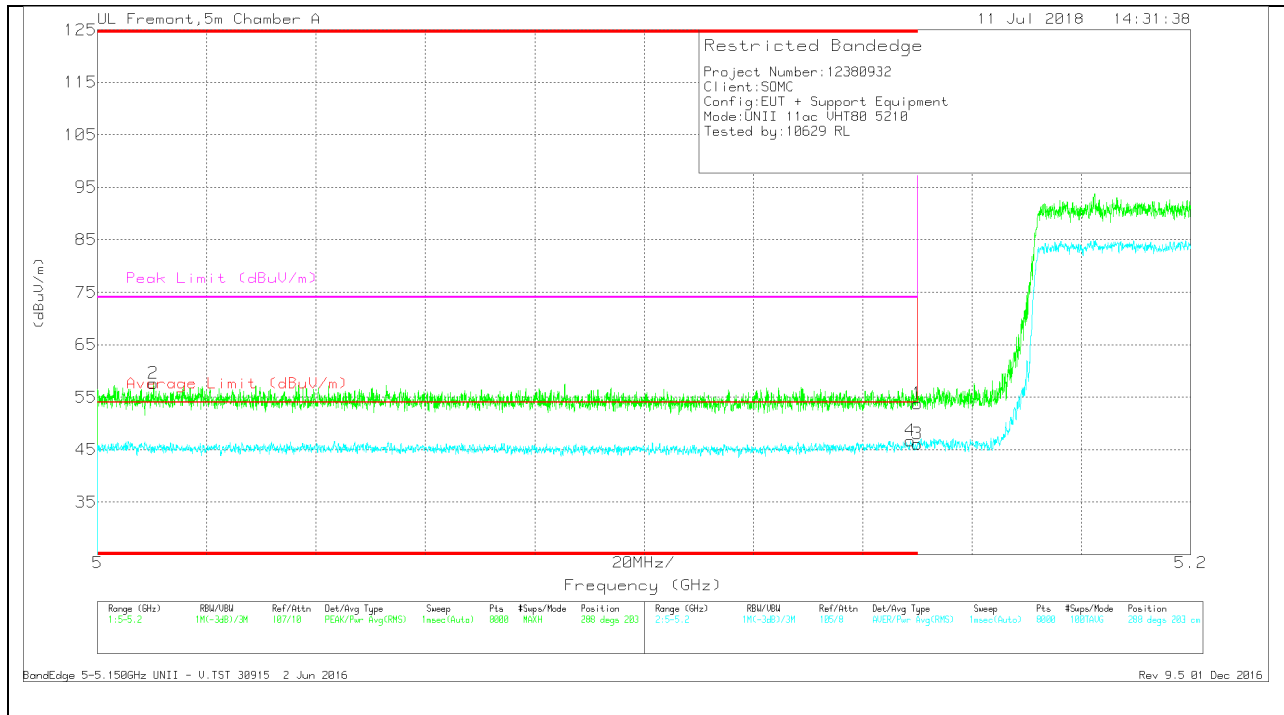
Marker	Frequency (GHz)	Meter Reading (dBuV)	Det	AFT345 (dB/m)	Amp/Cbl/Filtr/Pad (dB)	DC Corr (dB)	Corrected Reading (dBuV/m)	Average Limit (dBuV/m)	Margin (dB)	Peak Limit (dBuV/m)	PK Margin (dB)	Azimuth (Degs)	Height (cm)	Polarity
2	* 5.056	41.84	Pk	34.4	-17.5	0	58.74	-	-	74	-15.26	163	157	H
4	* 5.141	29.47	RMS	34.4	-17.6	.57	46.84	54	-7.16	-	-	163	157	H
1	* 5.15	39.31	Pk	34.4	-17.7	0	56.01	-	-	74	-17.99	163	157	H
3	* 5.15	28.31	RMS	34.4	-17.7	.57	45.58	54	-8.42	-	-	163	157	H

\* - indicates frequency in CFR47 Pt 15 Restricted Band

Pk - Peak detector

RMS - RMS detection

### VERTICAL RESULT



### Trace Markers

Marker	Frequency (GHz)	Meter Reading (dBuV)	Det	AF T345 (dB/m)	Amp/Cbl/Filtr/Pad (dB)	DC Corr (dB)	Corrected Reading (dBuV/m)	Average Limit (dBuV/m)	Margin (dB)	Peak Limit (dBuV/m)	PK Margin (dB)	Azimuth (Degs)	Height (cm)	Polarity
2	* 5.01	40.69	Pk	34.3	-17.4	0	57.59	-	-	74	-16.41	288	203	V
4	* 5.149	29.42	RMS	34.4	-17.7	.57	46.69	54	-7.31	-	-	288	203	V
1	* 5.15	37.06	Pk	34.4	-17.7	0	53.76	-	-	74	-20.24	288	203	V
3	* 5.15	28.83	RMS	34.4	-17.7	.57	46.1	54	-7.9	-	-	288	203	V

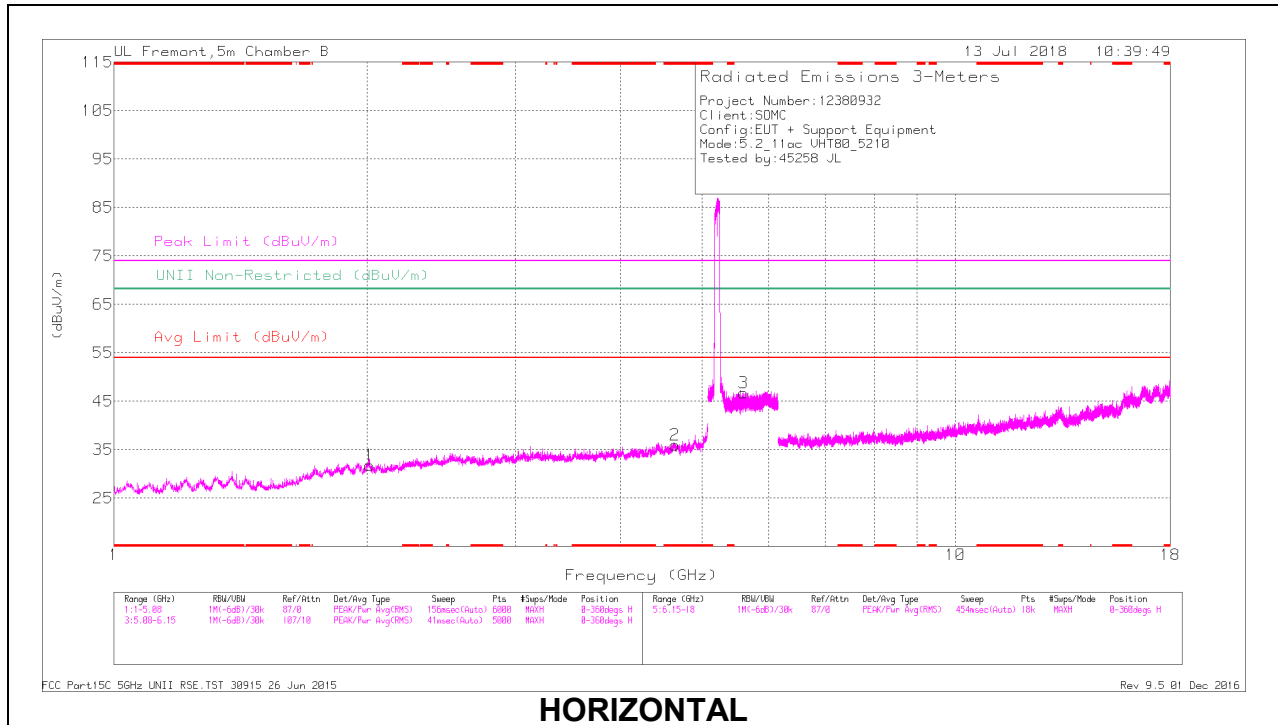
\* - indicates frequency in CFR47 Pt 15 Restricted Band

Pk - Peak detector

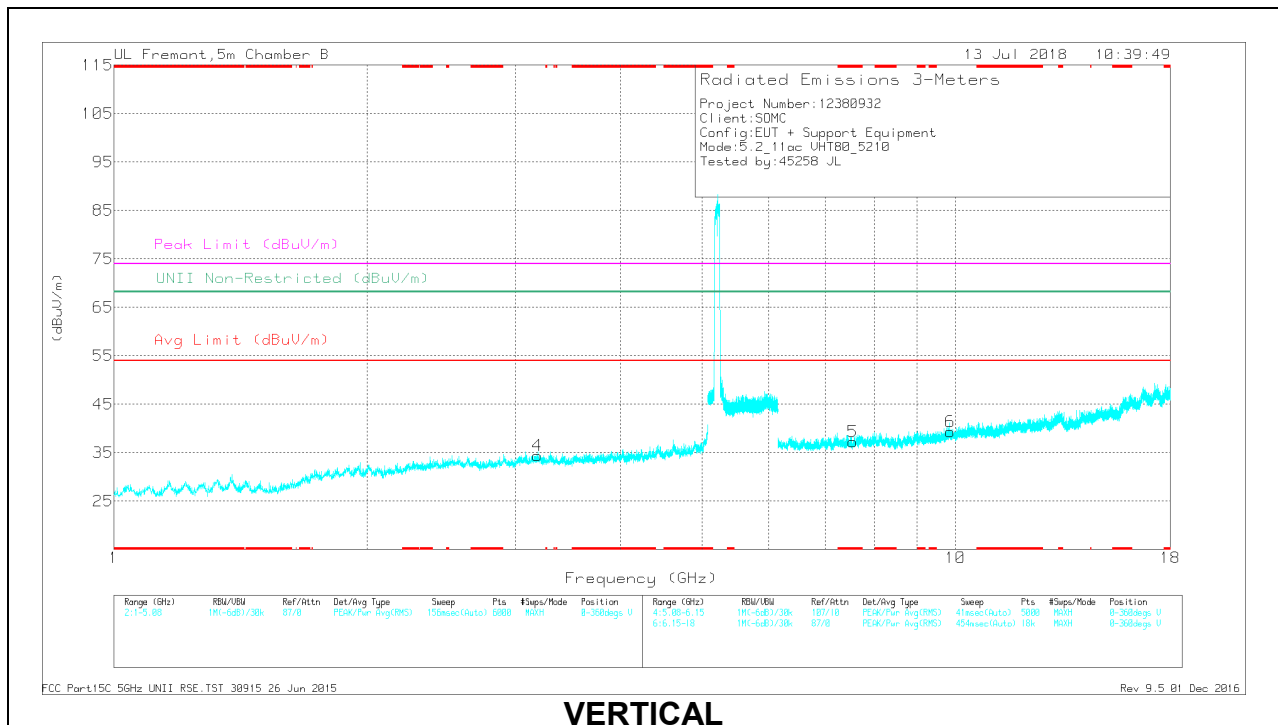
RMS - RMS detection

## HARMONICS AND SPURIOUS EMISSIONS

### MID CHANNEL RESULTS



**HORIZONTAL**



**VERTICAL**

**RADIATED EMISSIONS**

Radiated Emissions

Marker	Frequency (GHz)	Meter Reading (dBuV)	Det	AF T863 (dB/m)	Amp/Cb/Fltr/Pad (dB)	DC Corr (dB)	Corrected Reading (dBuV/m)	Avg Limit (dBuV/m)	Margin (dB)	Peak Limit (dBuV/m)	PK Margin (dB)	UNII Non-Restricted (dBuV/m)	PK Margin (dB)	Azimuth (Degs)	Height (cm)	Polarity
2	* 4.647	37.99	PK-U	34.1	-29.5	0	42.59	-	-	74	-31.41	-	-	311	168	H
	* 4.646	26.81	ADR	34.1	-29.6	.57	31.88	54	-22.12	-	-	-	-	311	168	H
5	* 7.551	35.58	PK-U	36.3	-27.6	0	44.28	-	-	74	-29.72	-	-	268	195	V
	* 7.551	24.1	ADR	36.3	-27.6	.57	33.37	54	-20.63	-	-	-	-	268	195	V
1	2.015	41.15	PK-U	30.9	-32.6	0	39.45	-	-	-	-	68.2	-28.75	244	177	H
4	3.186	39.63	PK-U	33.1	-31.5	0	41.23	-	-	-	-	68.2	-26.97	183	204	V
3	5.599	37.91	PK-U	35.5	-19.9	0	53.51	-	-	-	-	68.2	-14.69	145	233	H
6	9.854	33.78	PK-U	37.3	-24.8	0	46.28	-	-	-	-	68.2	-21.92	179	251	V

\* - indicates frequency in CFR47 Pt 15 Restricted Band

PK-U - U-NII: Maximum Peak

ADR - U-NII AD primary method, RMS average

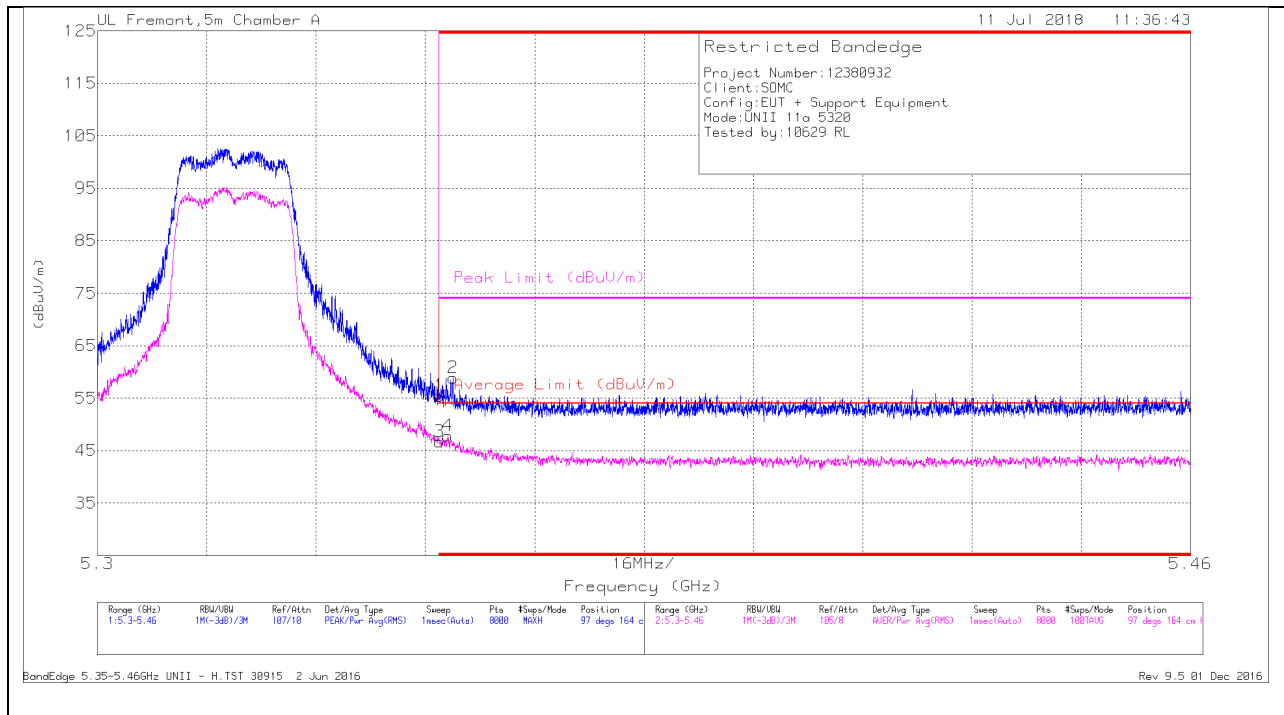


**9.1.5. TX ABOVE 1 GHz 802.11a MODE IN THE 5.3 GHz BAND**

**2TX Antenna 1 + Antenna 2 CDD MODE**

**BANDEDGE (HIGH CHANNEL)**

**HORIZONTAL RESULT**



**Trace Markers**

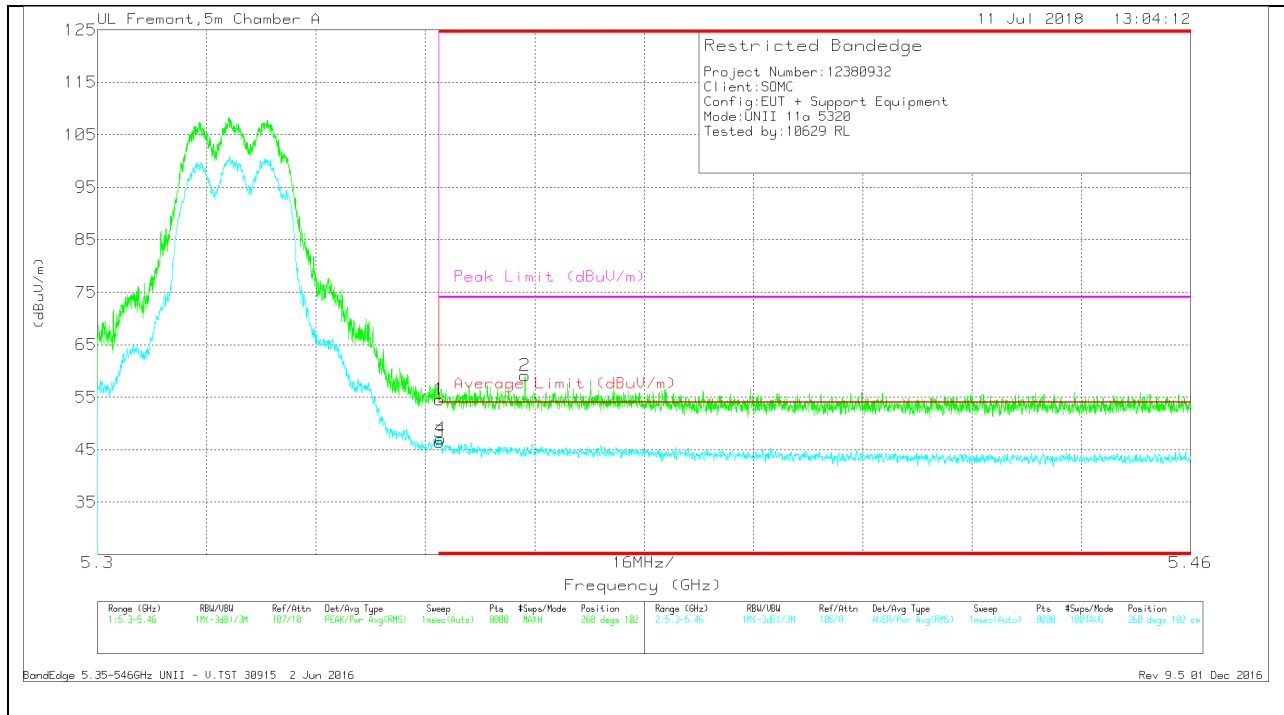
Marker	Frequency (GHz)	Meter Reading (dBuV)	Det	AF T345 (dB/m)	Amp/Cbl/Filtr/Pad (dB)	Corrected Reading (dBuV/m)	Average Limit (dBuV/m)	Margin (dB)	Peak Limit (dBuV/m)	PK Margin (dB)	Azimuth (Degs)	Height (cm)	Polarity
1	* 5.35	38.74	Pk	34.6	-17.9	55.44	-	-	74	-18.56	97	164	H
3	* 5.35	29.98	RMS	34.6	-17.9	46.68	54	-7.32	-	-	97	164	H
4	* 5.351	31.15	RMS	34.6	-17.9	47.85	54	-6.15	-	-	97	164	H
2	* 5.352	42.18	Pk	34.6	-17.9	58.88	-	-	74	-15.12	97	164	H

\* - indicates frequency in CFR47 Pt 15 Restricted Band

Pk - Peak detector

RMS - RMS detection

### VERTICAL RESULT



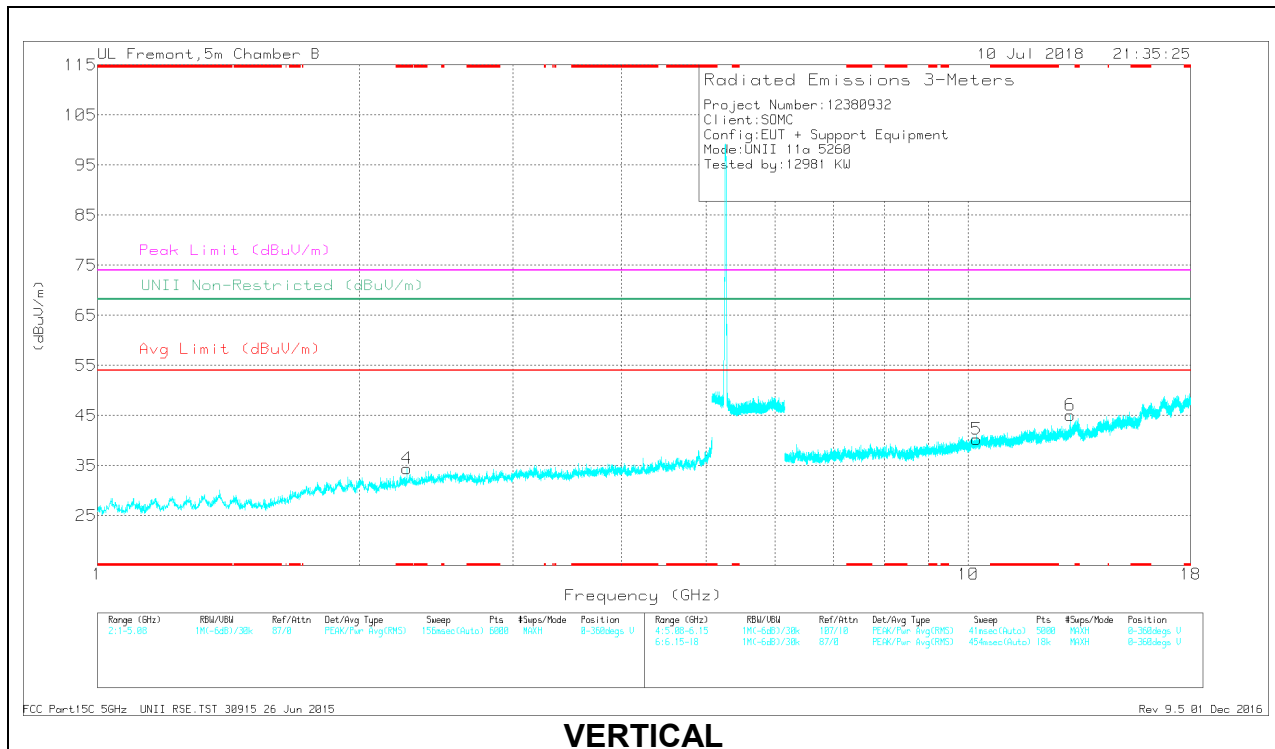
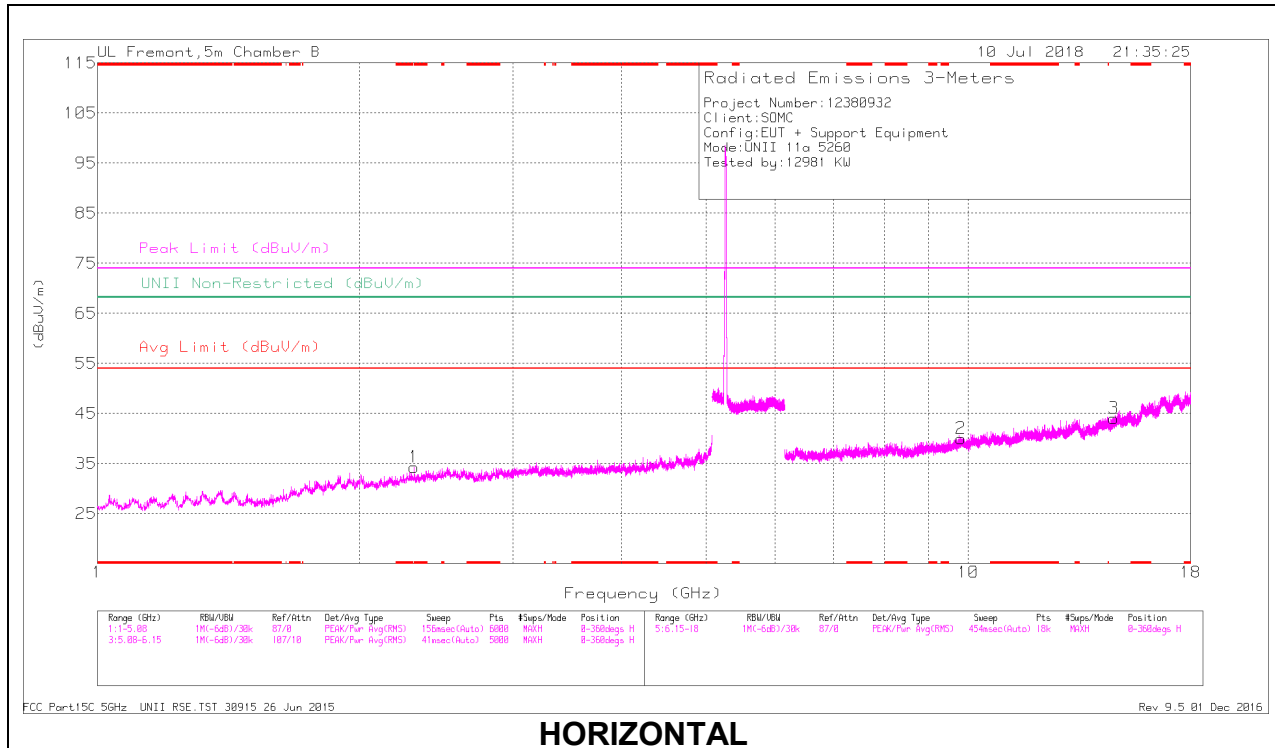
### Trace Markers

Marker	Frequency (GHz)	Meter Reading (dBuV)	Det	AF T345 (dB/m)	Amp/Cbl/Filtr/Pad (dB)	Corrected Reading (dBuV/m)	Average Limit (dBuV/m)	Margin (dB)	Peak Limit (dBuV/m)	PK Margin (dB)	Azimuth (Degs)	Height (cm)	Polarity
1	* 5.35	37.83	Pk	34.6	-17.9	54.53	-	-	74	-19.47	260	102	V
3	* 5.35	29.71	RMS	34.6	-17.9	46.41	54	-7.59	-	-	260	102	V
4	* 5.35	30.41	RMS	34.6	-17.9	47.11	54	-6.89	-	-	260	102	V
2	* 5.363	42.35	Pk	34.6	-17.9	59.05	-	-	74	-14.95	260	102	V

\* - indicates frequency in CFR47 Pt 15 Restricted Band  
 Pk - Peak detector  
 RMS - RMS detection

**HARMONICS AND SPURIOUS EMISSIONS**

**LOW CHANNEL RESULTS**



**RADIATED EMISSIONS**

Radiated Emissions

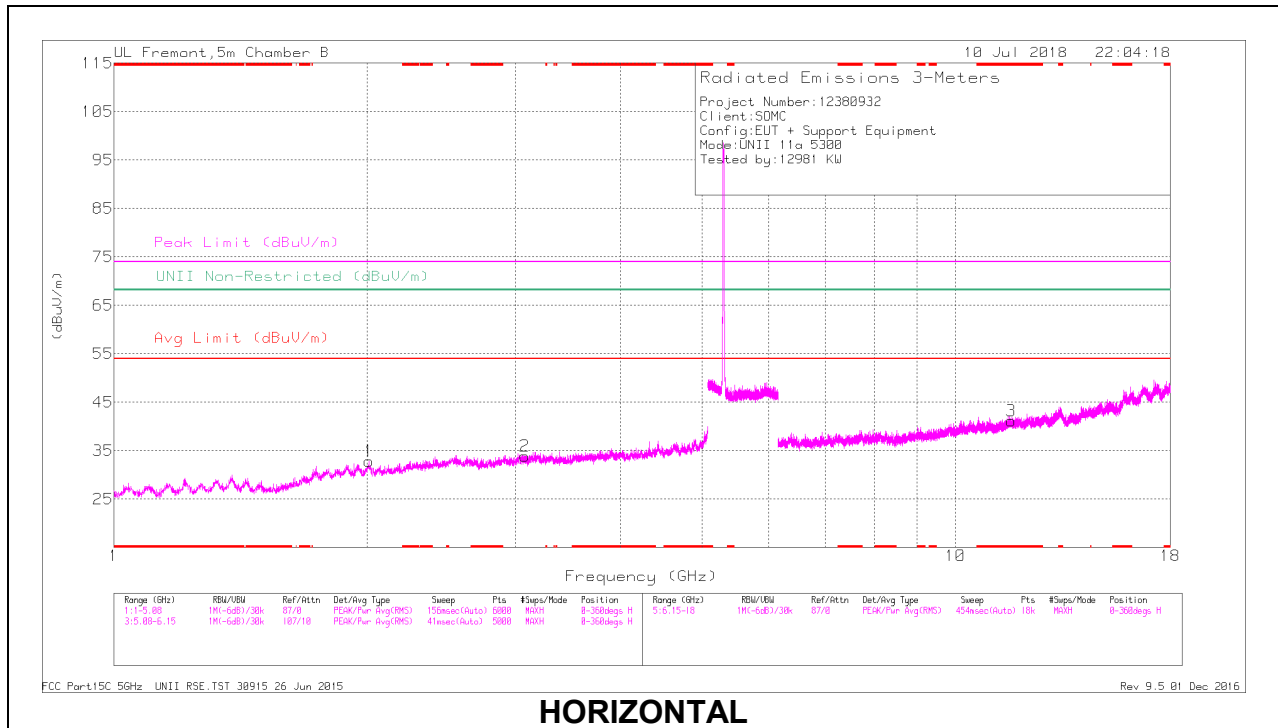
Marker	Frequency (GHz)	Meter Reading (dBuV)	Det	AF T863 (dB/m)	Amp/Cbl/Filtr/Pad (dB)	Corrected Reading (dBuV/m)	Avg Limit (dBuV/m)	Margin (dB)	Peak Limit (dBuV/m)	PK Margin (dB)	UNII Non-Restricted (dBuV/m)	PK Margin (dB)	Azimuth (Degs)	Height (cm)	Polarity
4	* 2.269	40.11	PK-U	31.8	-32.7	39.21	-	-	74	-34.79	-	-	334	138	V
	* 2.269	28.74	ADR	31.8	-32.7	27.84	54	-26.16	-	-	-	-	334	138	V
1	2.309	43.17	PK-U	32	-32.9	42.27	-	-	-	-	68.2	-25.93	310	129	H
2	9.81	35.14	PK-U	37.3	-25.3	47.14	-	-	-	-	68.2	-21.06	247	138	H
5	10.219	33.96	PK-U	37.8	-25.3	46.46	-	-	-	-	68.2	-21.74	155	211	V
6	13.09	33.03	PK-U	39.8	-24.1	48.73	-	-	-	-	68.2	-19.47	179	181	V
3	14.692	33.33	PK-U	40.7	-23.2	50.83	-	-	-	-	68.2	-17.37	218	125	H

\* - indicates frequency in CFR47 Pt 15 Restricted Band

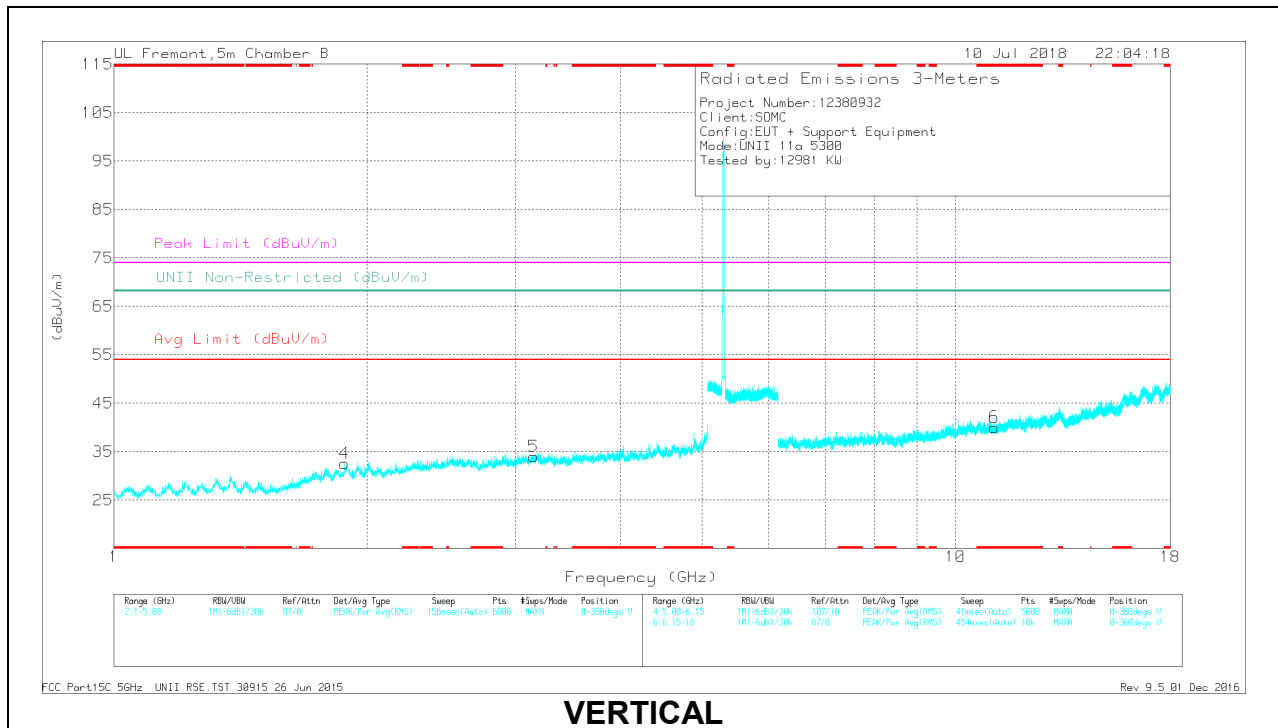
PK-U - U-NII: Maximum Peak

ADR - U-NII AD primary method, RMS average

### MID CHANNEL RESULTS



**HORIZONTAL**



**VERTICAL**

**RADIATED EMISSIONS**

Radiated Emissions

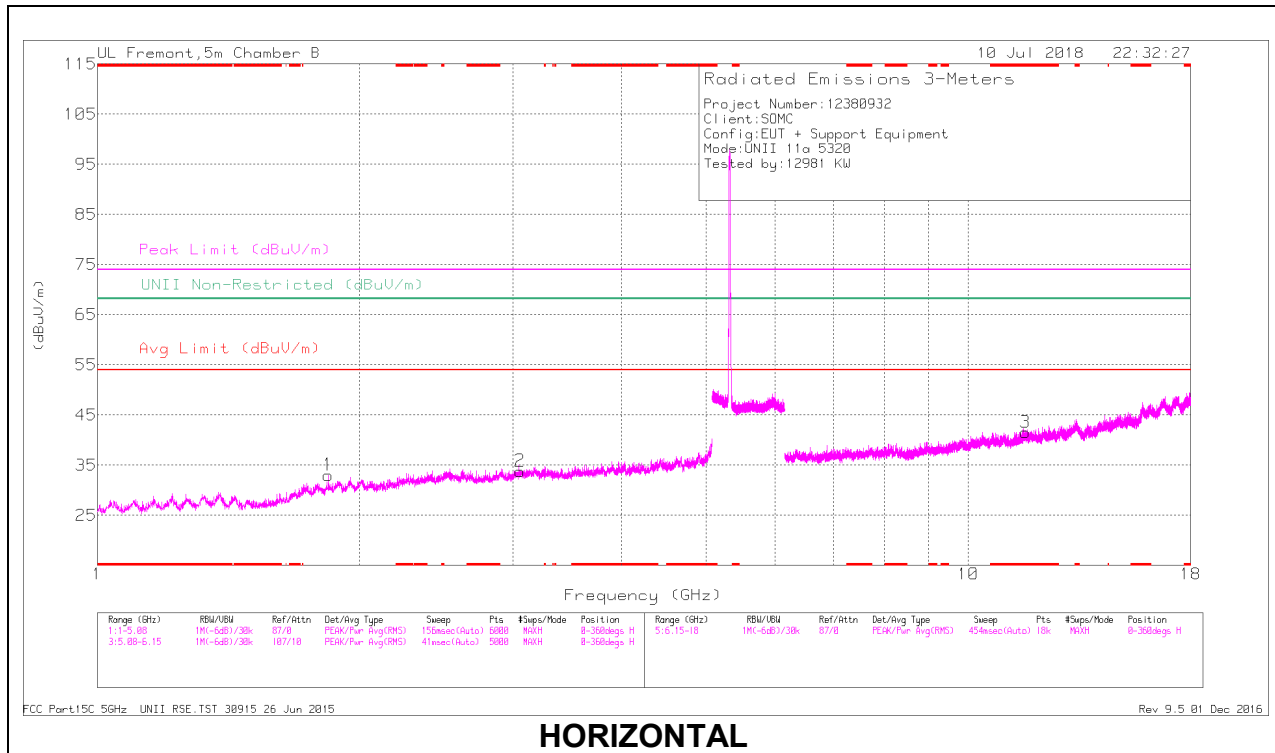
Marker	Frequency (GHz)	Meter Reading (dBuV)	Det	AF T863 (dB/m)	Amp/Cbl/Filtr/Pad (dB)	Corrected Reading (dBuV/m)	Avg Limit (dBuV/m)	Margin (dB)	Peak Limit (dBuV/m)	PK Margin (dB)	UNII Non-Restricted (dBuV/m)	PK Margin (dB)	Azimuth (Degs)	Height (cm)	Polarity
3	* 11.645	34.09	PK-U	38.8	-23.7	49.19	-	-	74	-24.81	-	-	309	141	H
	* 11.648	21.93	ADR	38.8	-23.8	36.93	54	-17.07	-	-	-	-	309	141	H
6	* 11.125	33.36	PK-U	37.9	-24.6	46.66	-	-	74	-27.34	-	-	272	131	V
	* 11.121	22.84	ADR	37.9	-24.5	36.24	54	-17.76	-	-	-	-	272	131	V
4	1.88	40.87	PK-U	31	-33.4	38.47	-	-	-	-	68.2	-29.73	151	122	V
1	2.006	40.82	PK-U	30.9	-32.5	39.22	-	-	-	-	68.2	-28.98	228	137	H
2	3.077	40.07	PK-U	33.2	-32.4	40.87	-	-	-	-	68.2	-27.33	177	167	H
5	3.153	39.43	PK-U	33.1	-32	40.53	-	-	-	-	68.2	-27.67	182	113	V

\* - indicates frequency in CFR47 Pt 15 Restricted Band

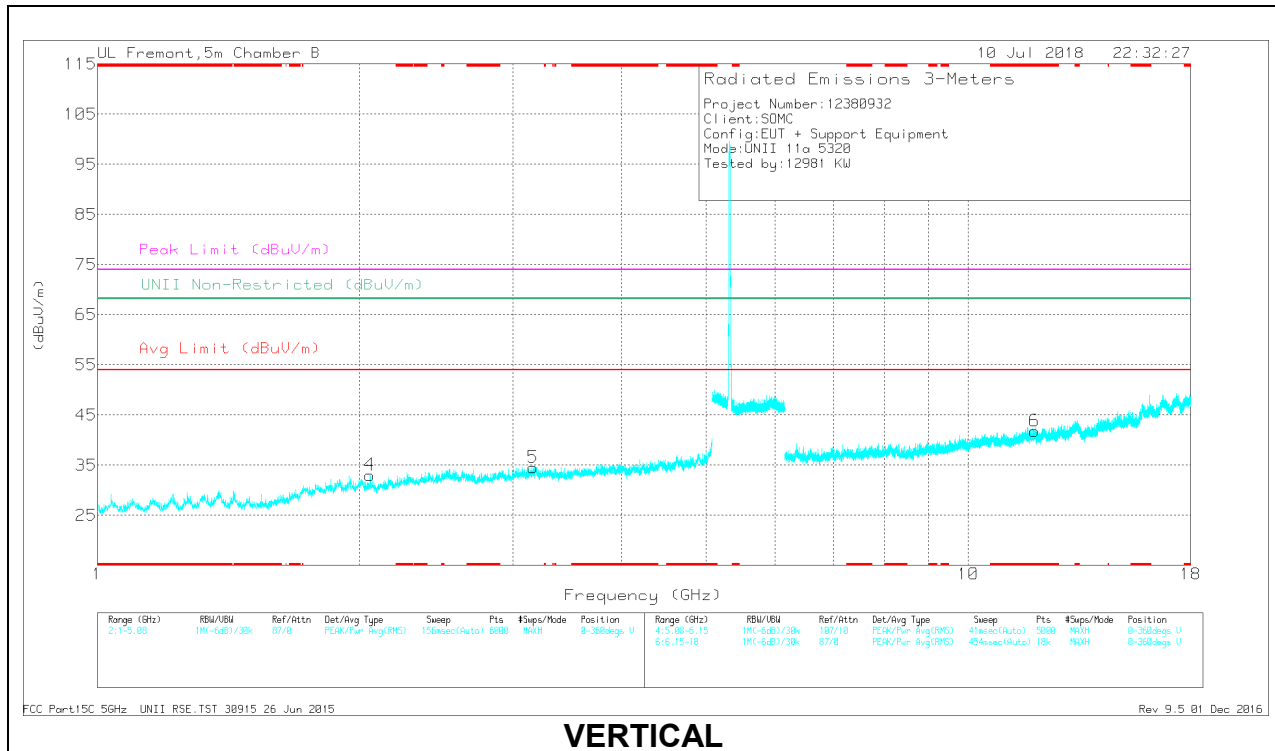
PK-U - U-NII: Maximum Peak

ADR - U-NII AD primary method, RMS average

### HIGH CHANNEL RESULTS



**HORIZONTAL**



**VERTICAL**

**RADIATED EMISSIONS**

Radiated Emissions

Marker	Frequency (GHz)	Meter Reading (dBuV)	Det	AF T863 (dB/m)	Amp/Cbl/Filtr/Pad (dB)	Corrected Reading (dBuV/m)	Avg Limit (dBuV/m)	Margin (dB)	Peak Limit (dBuV/m)	PK Margin (dB)	UNII Non-Restricted (dBuV/m)	PK Margin (dB)	Azimuth (Degs)	Height (cm)	Polarity
3	* 11.628	32.85	PK-U	38.7	-23.8	47.75	-	-	74	-26.25	-	-	280	110	H
	* 11.63	22.08	ADR	38.7	-23.8	36.98	54	-17.02	-	-	-	-	280	110	H
6	* 11.914	33.55	PK-U	38.9	-23.8	48.65	-	-	74	-25.35	-	-	140	203	V
	* 11.912	22.43	ADR	38.9	-23.8	37.53	54	-16.47	-	-	-	-	140	203	V
1	1.841	41.78	PK-U	30.9	-34	38.68	-	-	-	-	68.2	-29.52	249	185	H
4	2.056	41.41	PK-U	31	-33.3	39.11	-	-	-	-	68.2	-29.09	227	156	V
2	3.057	40.24	PK-U	33	-32	41.24	-	-	-	-	68.2	-26.96	255	174	H
5	3.166	39.43	PK-U	33.1	-31.8	40.73	-	-	-	-	68.2	-27.47	270	141	V

\* - indicates frequency in CFR47 Pt 15 Restricted Band

PK-U - U-NII: Maximum Peak

ADR - U-NII AD primary method, RMS average

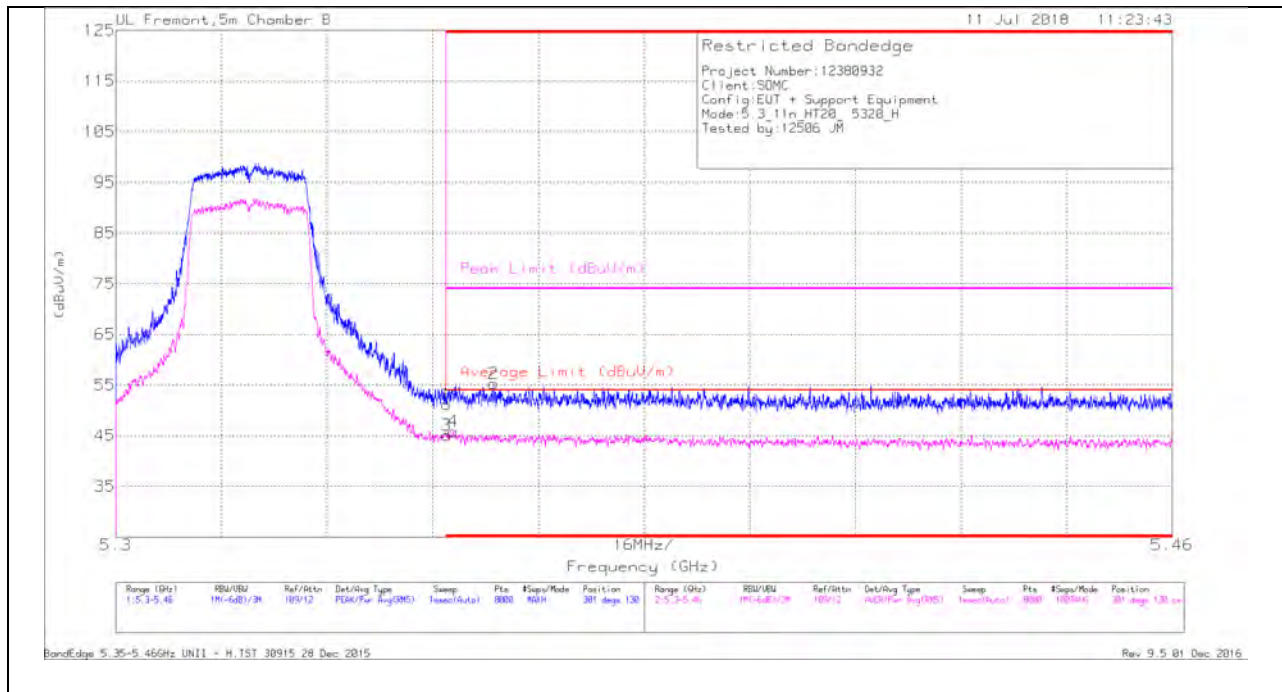


**9.1.6. TX ABOVE 1 GHz 802.11n HT20 MODE IN THE 5.3 GHz BAND**

**2TX Antenna 1 + Antenna 2 CDD MODE**

**BANDEDGE (HIGH CHANNEL)**

**HORIZONTAL RESULT**



**Trace Markers**

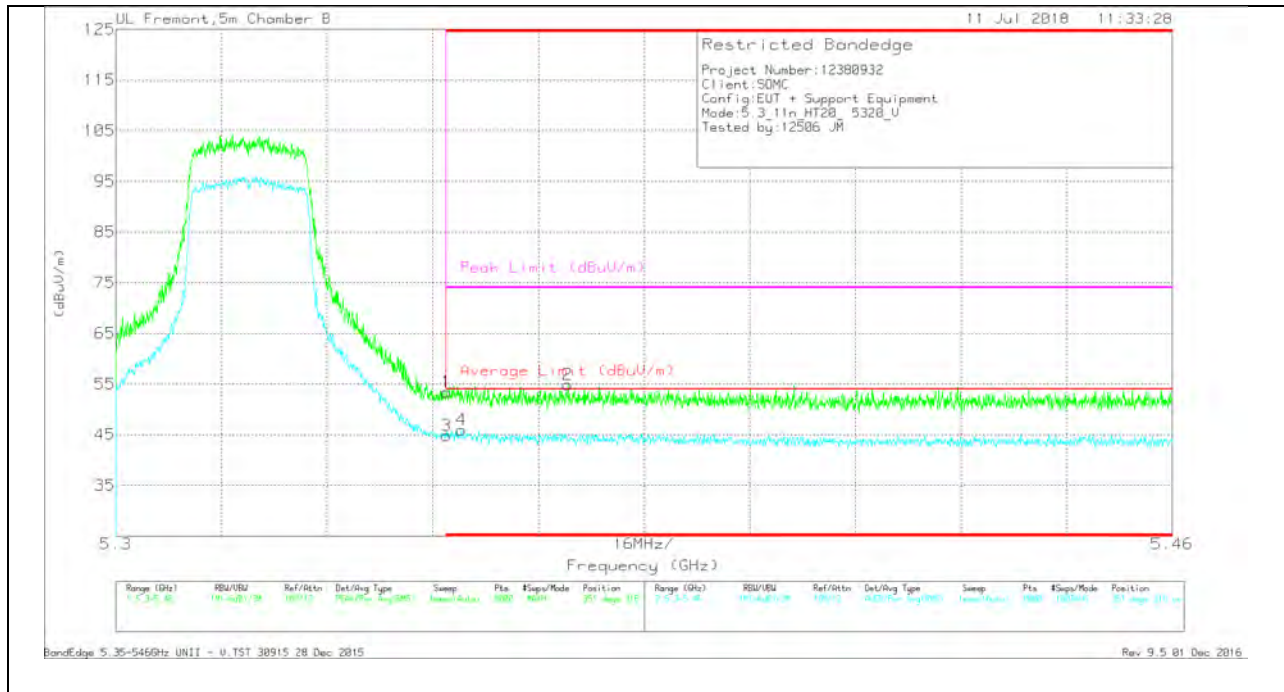
Marker	Frequency (GHz)	Meter Reading (dBuV)	Det	AFT863 (dB/m)	Amp/Cbl/Filtr/Pad (dB)	DC Corr (dB)	Corrected Reading (dBuV/m)	Average Limit (dBuV/m)	Margin (dB)	Peak Limit (dBuV/m)	PK Margin (dB)	Azimuth (Degs)	Height (cm)	Polarity
1	* 5.35	35.27	Pk	35	-19.1	0	51.17	-	-	74	-22.83	301	130	H
2	* 5.357	39.48	Pk	35	-19.2	0	55.28	-	-	74	-18.72	301	130	H
3	* 5.35	29.07	RMS	35	-19.1	.1	45.07	54	-8.93	-	-	301	130	H
4	* 5.351	29.77	RMS	35	-19	.1	45.87	54	-8.13	-	-	301	130	H

\* - indicates frequency in CFR47 Pt 15 Restricted Band

Pk - Peak detector

RMS - RMS detection

### VERTICAL RESULT



#### Trace Markers

Marker	Frequency (GHz)	Meter Reading (dBuV)	Det	AF T863 (dB/m)	Amp/Cbl/Filtr/Pad (dB)	DC Corr (dB)	Corrected Reading (dBuV/m)	Average Limit (dBuV/m)	Margin (dB)	Peak Limit (dBuV/m)	PK Margin (dB)	Azimuth (Degs)	Height (cm)	Polarity
1	* 5.35	37.52	Pk	35	-19.1	0	53.42	-	-	74	-20.58	351	318	V
2	* 5.368	38.87	Pk	35.1	-19.1	0	54.87	-	-	74	-19.13	351	318	V
3	* 5.35	28.83	RMS	35	-19.1	.1	44.83	54	-9.17	-	-	351	318	V
4	* 5.352	30	RMS	35	-19.1	.1	46	54	-8	-	-	351	318	V

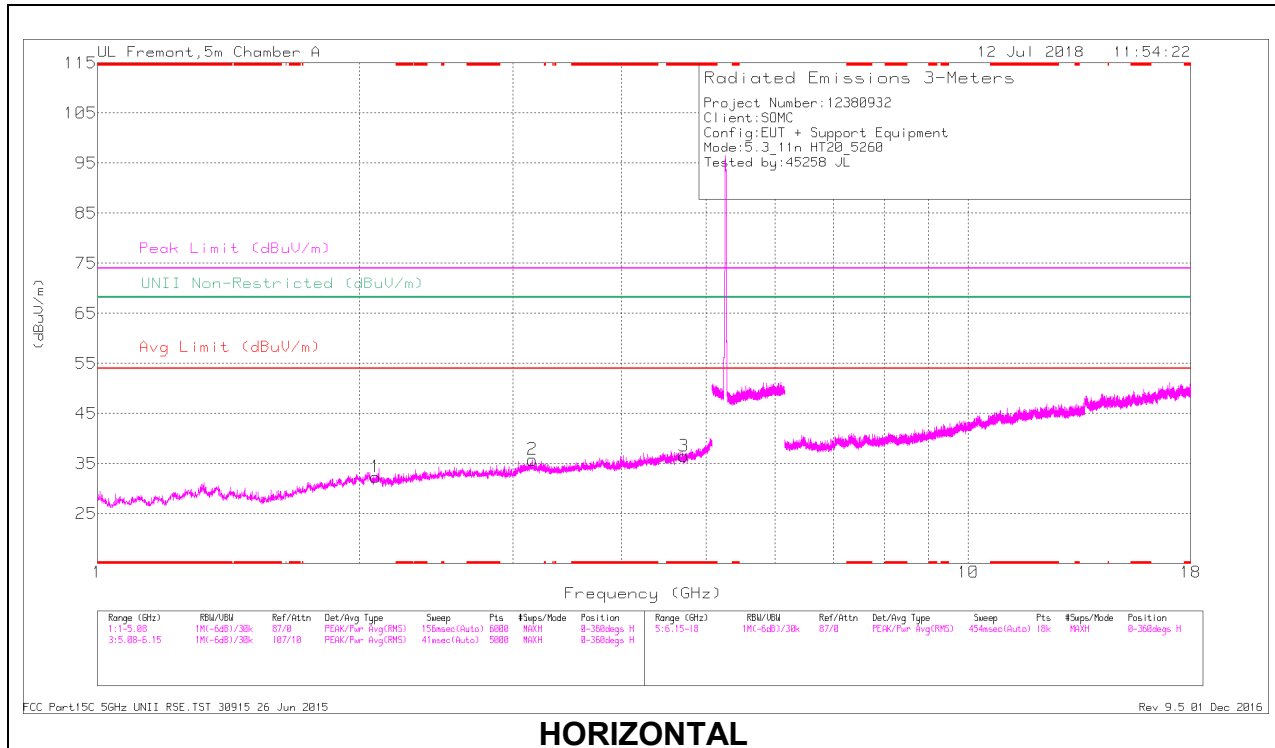
\* - indicates frequency in CFR47 Pt 15 Restricted Band

Pk - Peak detector

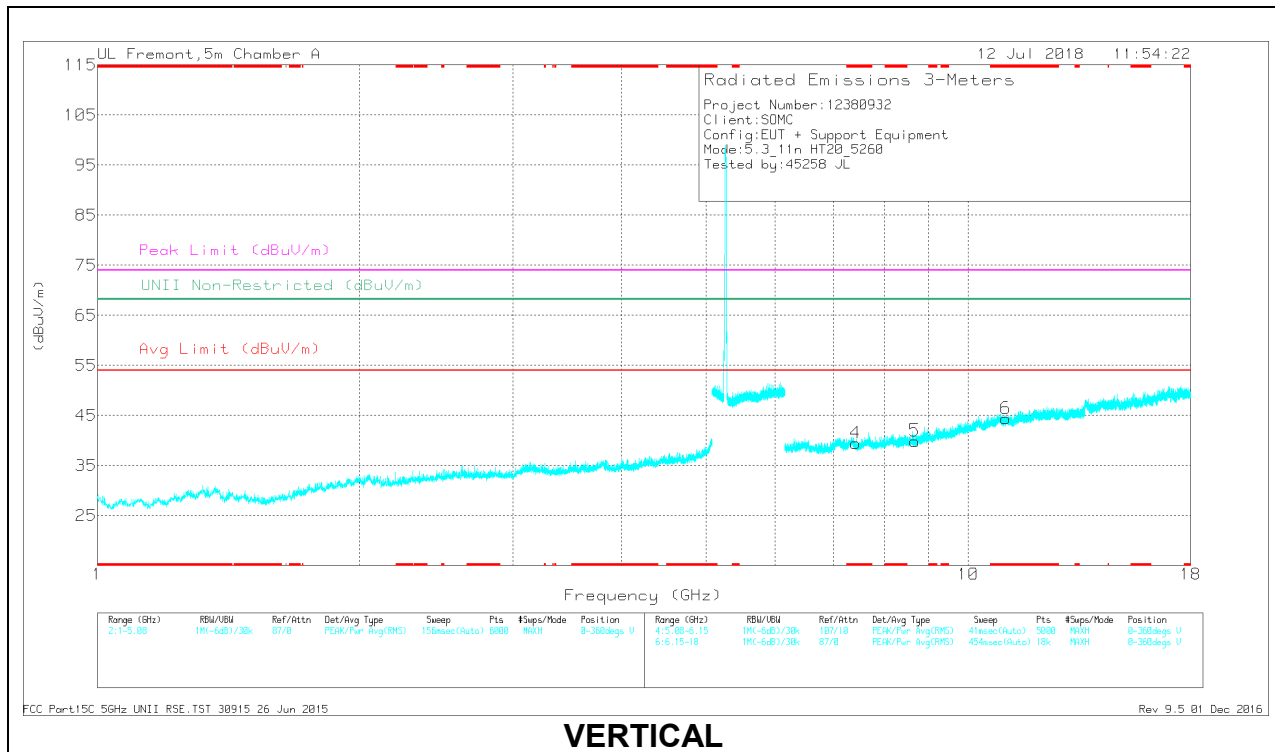
RMS - RMS detection

**HARMONICS AND SPURIOUS EMISSIONS**

**LOW CHANNEL RESULTS**



**HORIZONTAL**



**VERTICAL**

**RADIATED EMISSIONS**

Radiated Emissions

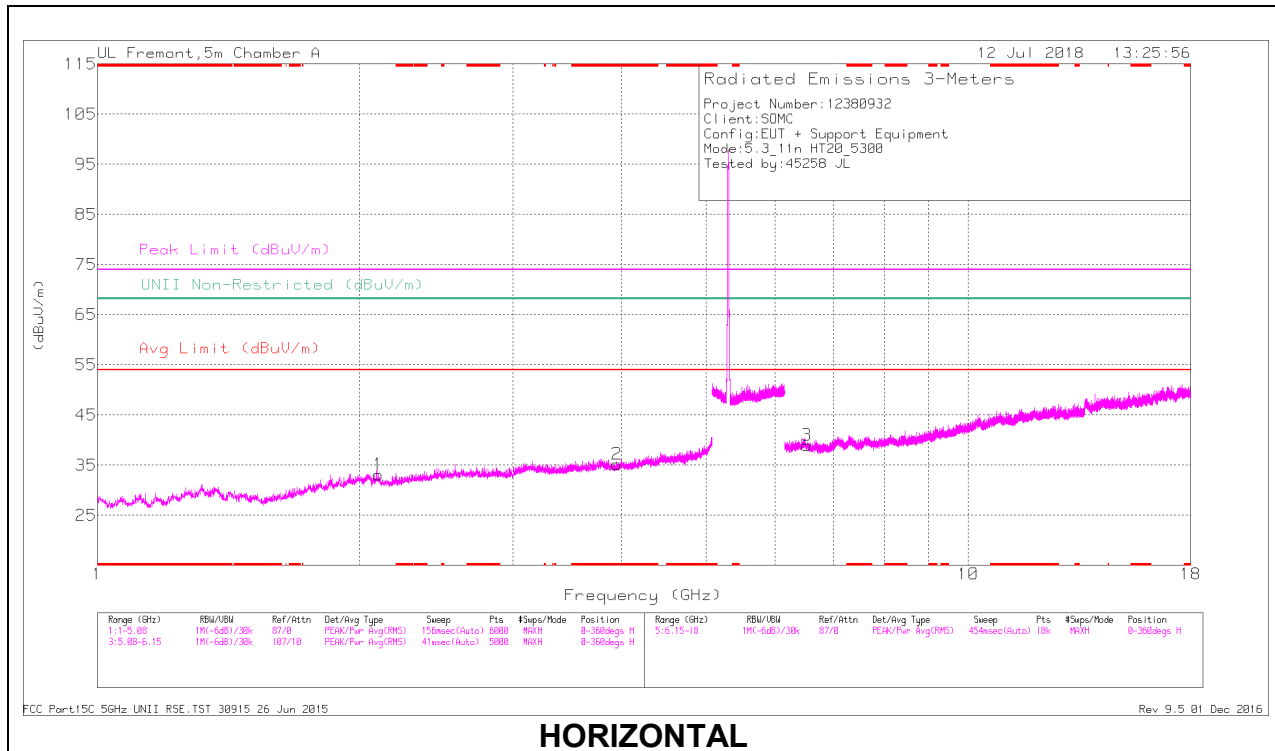
Marker	Frequency (GHz)	Meter Reading (dBuV)	Det	AF T345 (dB/m)	Amp/Cbl/Filtr/Pad (dB)	DC Corr (dB)	Corrected Reading (dBuV/m)	Avg Limit (dBuV/m)	Margin (dB)	Peak Limit (dBuV/m)	PK Margin (dB)	UNII Non-Restricted (dBuV/m)	PK Margin (dB)	Azimuth (Degs)	Height (cm)	Polarity
3	* 4.716	36.51	PK-U	34	-27	0	43.51	-	-	74	-30.49	-	-	229	206	H
	* 4.717	24.91	ADR	34	-27	.1	32.01	54	-21.99	-	-	-	-	229	206	H
4	* 7.424	32.71	PK-U	35.6	-22.7	0	45.61	-	-	74	-28.39	-	-	211	232	V
	* 7.424	22.14	ADR	35.6	-22.7	.1	35.14	54	-18.86	-	-	-	-	211	232	V
6	* 11.044	31.83	PK-U	37.9	-18.8	0	50.93	-	-	74	-23.07	-	-	233	194	V
	* 11.042	20.93	ADR	37.9	-18.8	.1	40.13	54	-13.87	-	-	-	-	233	194	V
1	2.089	38.79	PK-U	31.2	-30	0	39.99	-	-	-	-	68.2	-28.21	282	167	H
2	3.162	37.68	PK-U	32.9	-28.3	0	42.28	-	-	-	-	68.2	-25.92	319	189	H
5	8.678	33.1	PK-U	35.9	-21.8	0	47.2	-	-	-	-	68.2	-21	263	228	V

\* - indicates frequency in CFR47 Pt 15 Restricted Band

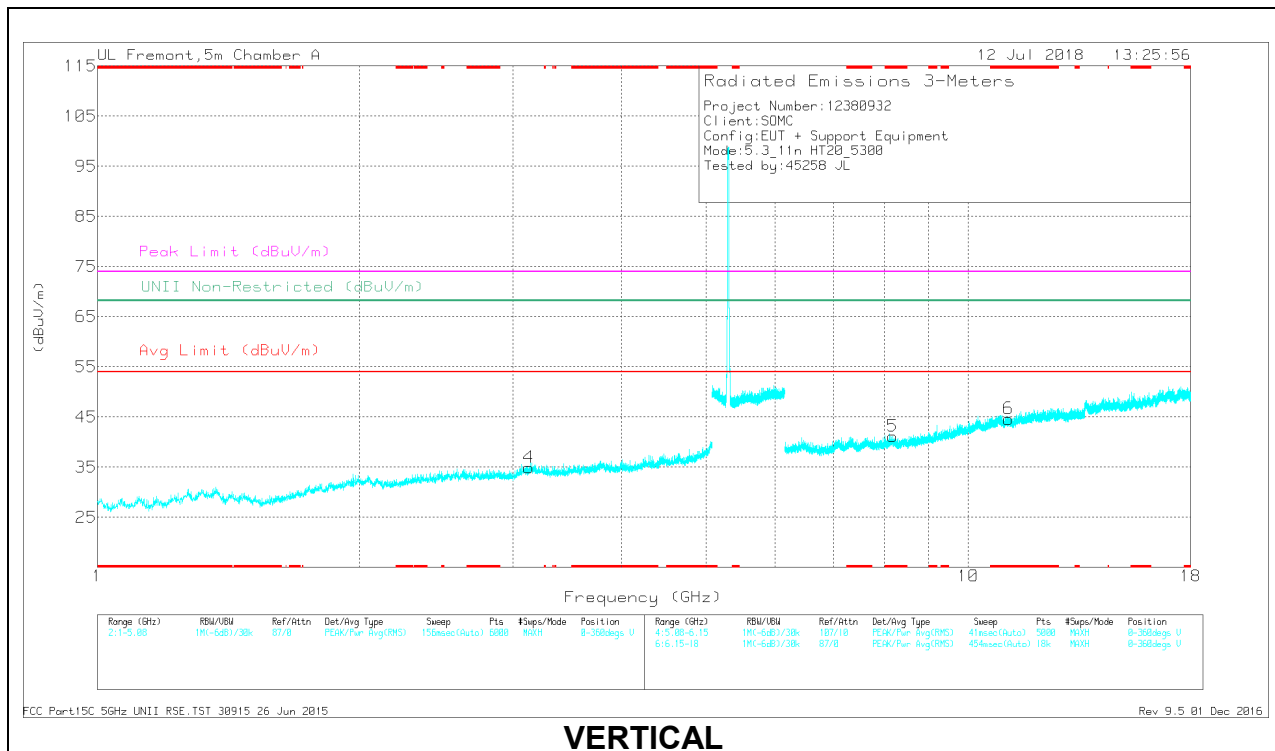
PK-U - U-NII: Maximum Peak

ADR - U-NII AD primary method, RMS average

### MID CHANNEL RESULTS



### HORIZONTAL



### VERTICAL

**RADIATED EMISSIONS**

Radiated Emissions

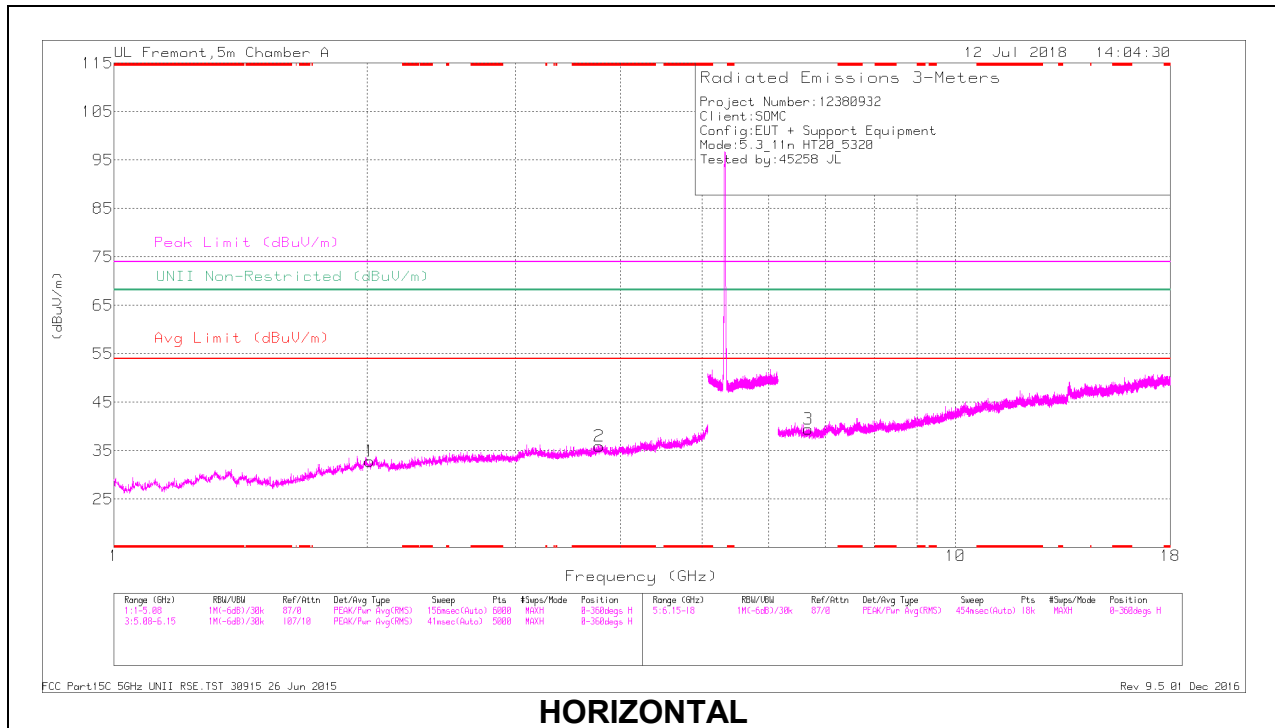
Marker	Frequency (GHz)	Meter Reading (dBuV)	Det	AF T345 (dB/m)	Amp/Cbl/Filtr/Pad (dB)	DC Corr (dB)	Corrected Reading (dBuV/m)	Avg Limit (dBuV/m)	Margin (dB)	Peak Limit (dBuV/m)	PK Margin (dB)	UNII Non-Restricted (dBuV/m)	PK Margin (dB)	Azimuth (Degs)	Height (cm)	Polarity
2	* 3.953	37.57	PK-U	33.3	-28.3	0	42.57	-	-	74	-31.43	-	-	325	157	H
	* 3.953	25.82	ADR	33.3	-28.3	.1	30.92	54	-23.08	-	-	-	-	325	157	H
5	* 8.187	32.73	PK-U	35.8	-21.7	0	46.83	-	-	74	-27.17	-	-	272	179	V
	* 8.19	21.9	ADR	35.8	-21.7	.1	36.1	54	-17.9	-	-	-	-	272	179	V
6	* 11.119	31.91	PK-U	37.9	-19	0	50.81	-	-	74	-23.19	-	-	239	163	V
	* 11.118	20.95	ADR	37.9	-19	.1	39.95	54	-14.05	-	-	-	-	239	163	V
1	2.099	38.8	PK-U	31.2	-30.2	0	39.8	-	-	-	-	68.2	-28.4	140	213	H
4	3.13	37.39	PK-U	32.8	-28.4	0	41.79	-	-	-	-	68.2	-26.41	81	238	V
3	6.523	33.43	PK-U	35.7	-23.6	0	45.53	-	-	-	-	68.2	-22.67	63	256	H

\* - indicates frequency in CFR47 Pt 15 Restricted Band

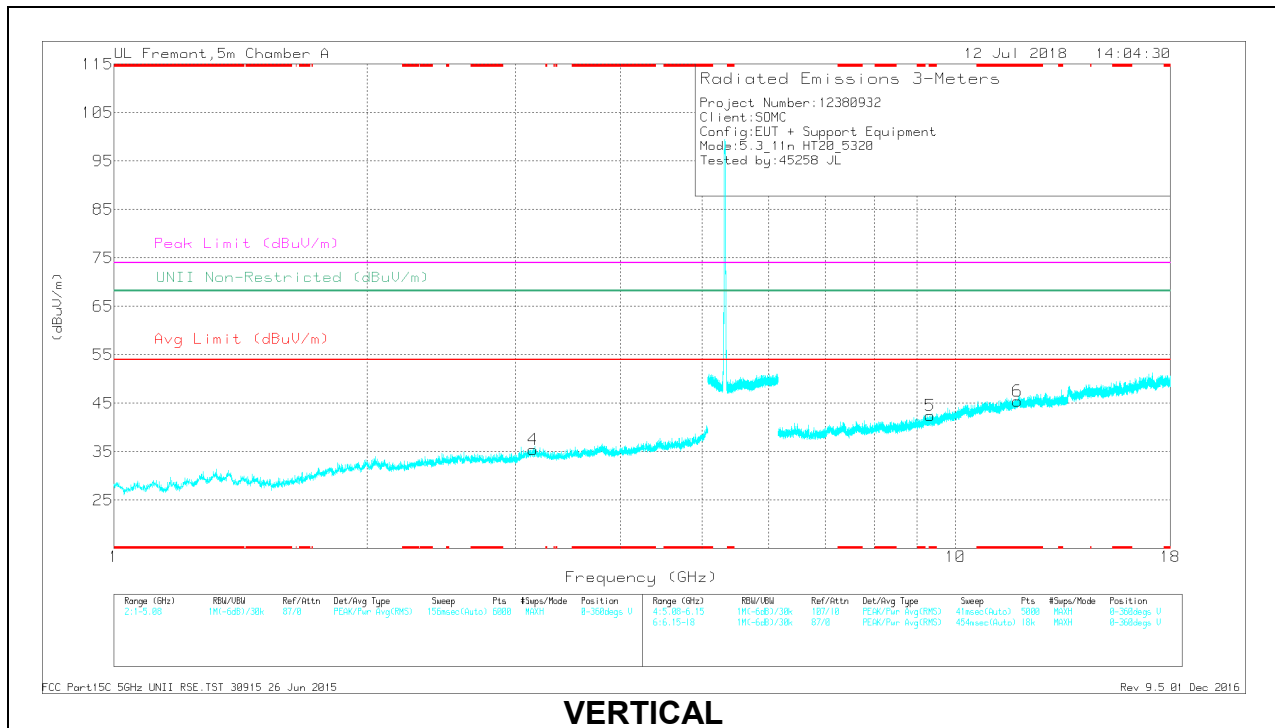
PK-U - U-NII: Maximum Peak

ADR - U-NII AD primary method, RMS average

### HIGH CHANNEL RESULTS



### HORIZONTAL



### VERTICAL

**RADIATED EMISSIONS**

Radiated Emissions

Marker	Frequency (GHz)	Meter Reading (dBuV)	Det	AF T345 (dB/m)	Amp/Cb/Fltr/Pad (dB)	DC Corr (dB)	Corrected Reading (dBuV/m)	Avg Limit (dBuV/m)	Margin (dB)	Peak Limit (dBuV/m)	PK Margin (dB)	UNII Non-Restricted (dBuV/m)	PK Margin (dB)	Azimuth (Degs)	Height (cm)	Polarity
2	* 3.775	37.05	PK-U	33.2	-27.8	0	42.45	-	-	74	-31.55	-	-	50	181	H
	* 3.775	25.69	ADR	33.2	-27.8	.1	31.19	54	-22.81	-	-	-	-	50	181	H
5	* 9.331	33.47	PK-U	36.6	-21.4	0	48.67	-	-	74	-25.33	-	-	93	205	V
	* 9.333	21.98	ADR	36.6	-21.3	.1	37.38	54	-16.62	-	-	-	-	93	205	V
6	* 11.848	32.21	PK-U	38.8	-18.7	0	52.31	-	-	74	-21.69	-	-	155	240	V
	* 11.851	20.97	ADR	38.8	-18.7	.1	41.17	54	-12.83	-	-	-	-	155	240	V
1	2.014	37.93	PK-U	31.4	-30.4	0	38.93	-	-	-	-	68.2	-29.27	209	270	H
4	3.149	37.14	PK-U	32.8	-28.4	0	41.54	-	-	-	-	68.2	-26.66	250	210	V
3	6.686	34.58	PK-U	35.6	-23.6	0	46.58	-	-	-	-	68.2	-21.62	282	168	H

\* - indicates frequency in CFR47 Pt 15 Restricted Band

PK-U - U-NII: Maximum Peak

ADR - U-NII AD primary method, RMS average

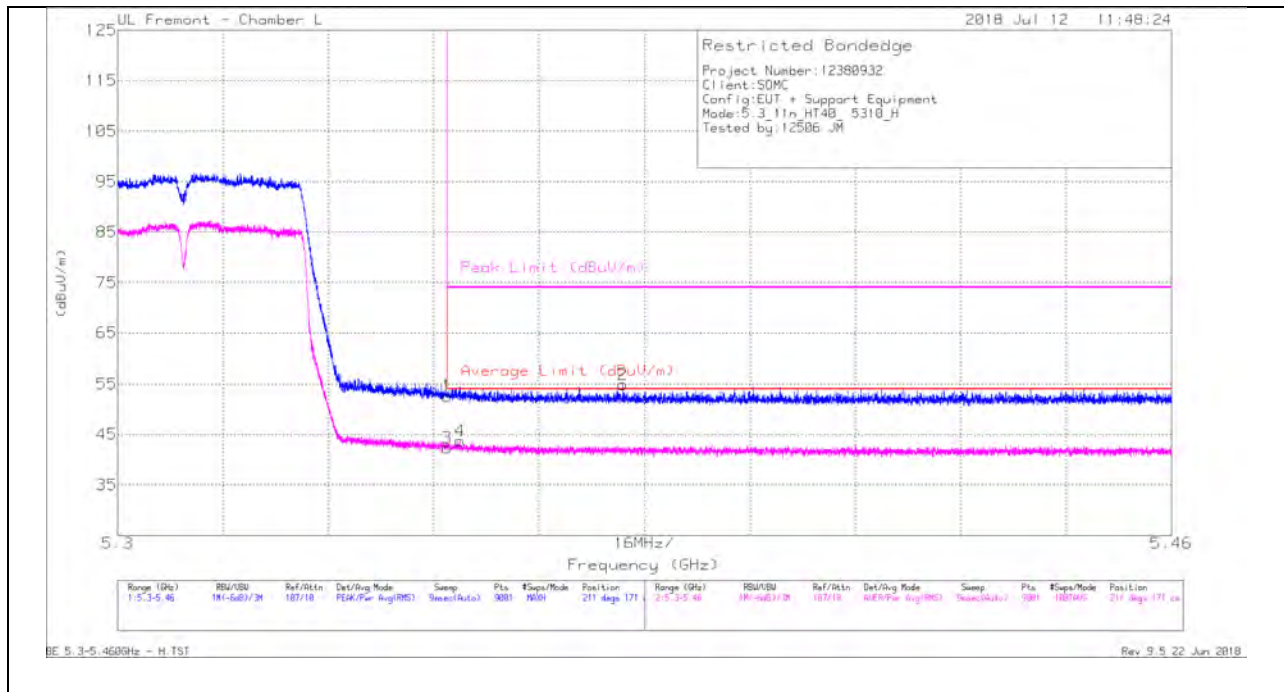


**9.1.7. TX ABOVE 1 GHz 802.11n HT40 MODE IN THE 5.3 GHz BAND**

**2TX Antenna 1 + Antenna 2 CDD MODE**

**BANDEDGE (HIGH CHANNEL)**

**HORIZONTAL RESULT**



**Trace Markers**

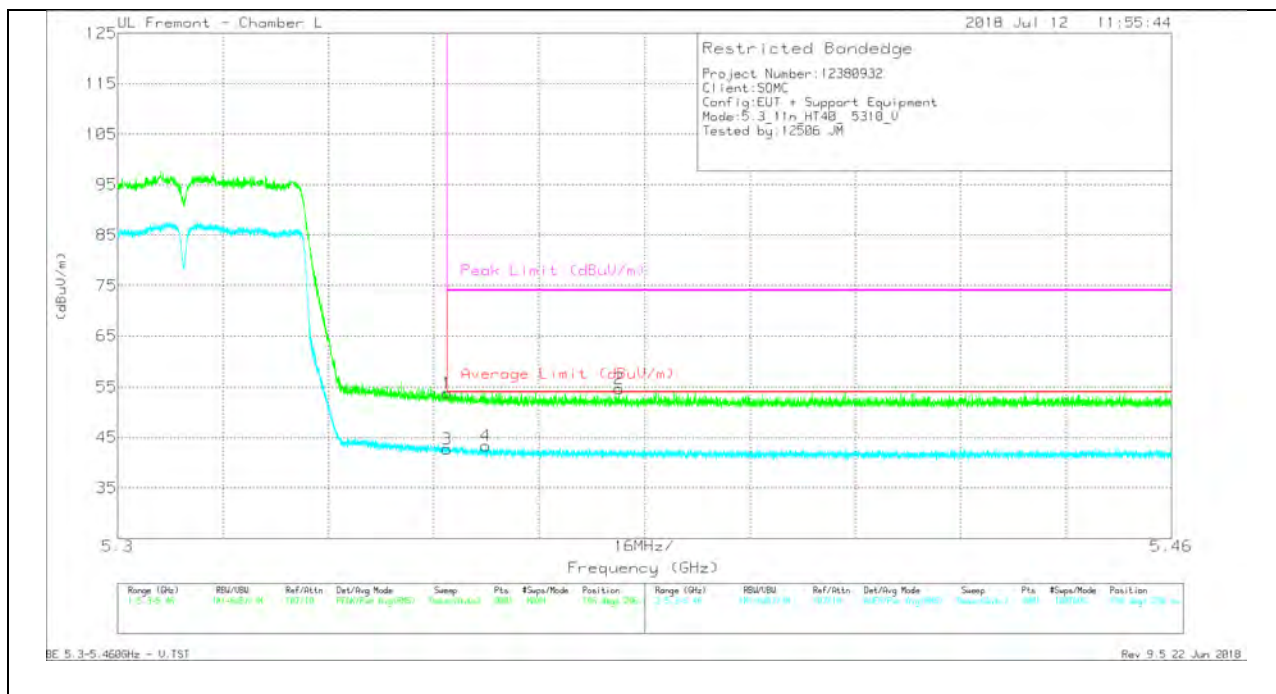
Marker	Frequency (GHz)	Meter Reading (dBuV)	Det	AF EMC4294 (dB/m)	Amp/Cb/Filtr/Pad (dB)	DC Corr (dB)	Corrected Reading (dBuV/m)	Average Limit (dBuV/m)	Margin (dB)	Peak Limit (dBuV/m)	PK Margin (dB)	Azimuth (Degs)	Height (cm)	Polarity
1	* 5.35	36.79	Pk	34.5	-18.7	0	52.59	-	-	74	-21.41	211	171	H
2	* 5.377	39.03	Pk	34.4	-18.6	0	54.83	-	-	74	-19.17	211	171	H
3	* 5.35	26.23	RMS	34.5	-18.7	.28	42.31	54	-11.69	-	-	211	171	H
4	* 5.352	27.58	RMS	34.5	-18.7	.28	43.66	54	-10.34	-	-	211	171	H

\* - indicates frequency in CFR47 Pt 15 Restricted Band

Pk - Peak detector

RMS - RMS detection

### VERTICAL RESULT



#### Trace Markers

Marker	Frequency (GHz)	Meter Reading (dBuV)	Det	AF EMC4294 (dB/m)	Amp/Cbl/Filtr/Pad (dB)	DC Corr (dB)	Corrected Reading (dBuV/m)	Average Limit (dBuV/m)	Margin (dB)	Peak Limit (dBuV/m)	PK Margin (dB)	Azimuth (Degs)	Height (cm)	Polarity
1	* 5.35	37.96	Pk	34.5	-18.7	0	53.76	-	-	74	-20.24	196	296	V
2	* 5.376	38.86	Pk	34.4	-18.6	0	54.66	-	-	74	-19.34	196	296	V
3	* 5.35	26.6	RMS	34.5	-18.7	.28	42.68	54	-11.32	-	-	196	296	V
4	* 5.356	27.38	RMS	34.5	-18.8	.28	43.36	54	-10.64	-	-	196	296	V

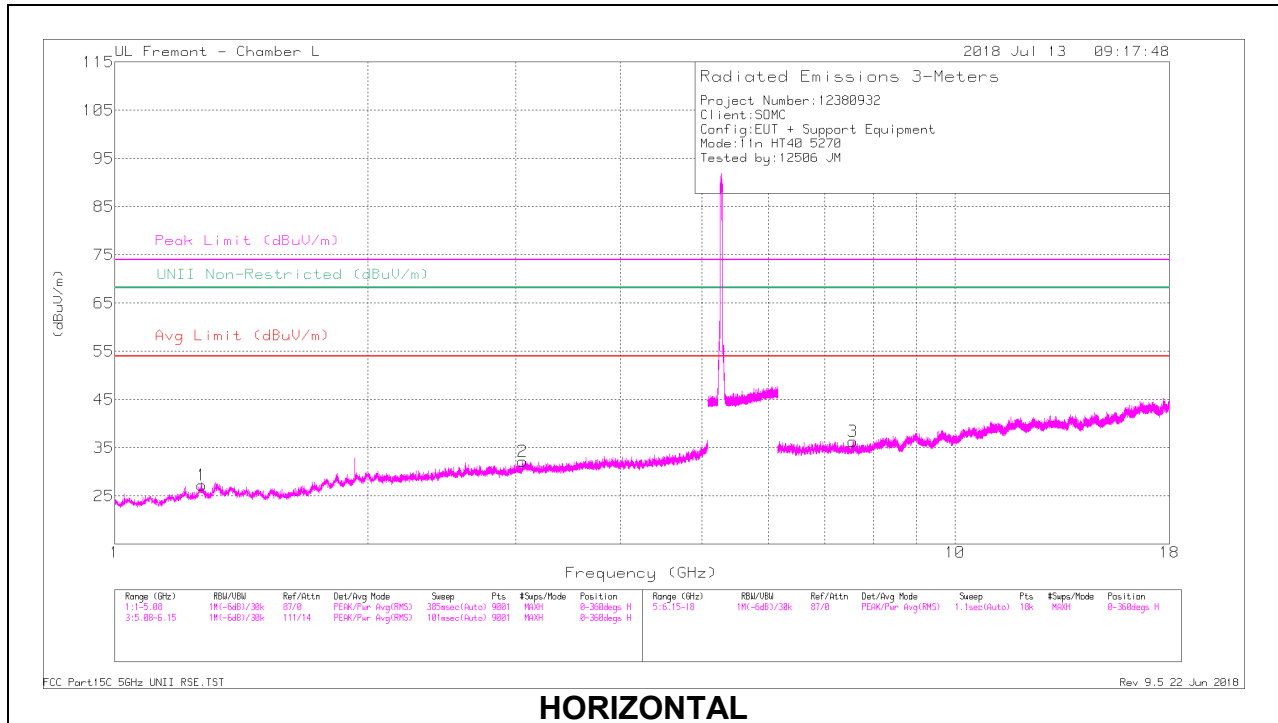
\* - indicates frequency in CFR47 Pt 15 Restricted Band

Pk - Peak detector

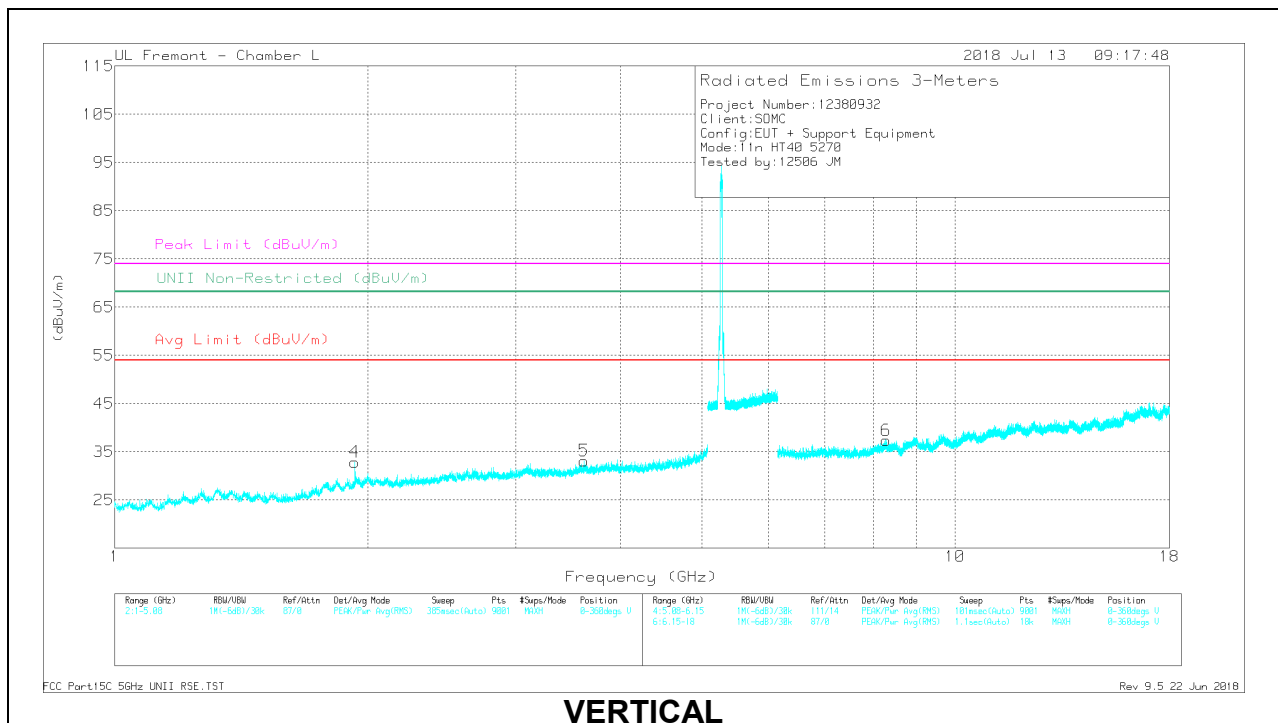
RMS - RMS detection

## HARMONICS AND SPURIOUS EMISSIONS

### LOW CHANNEL RESULTS



**HORIZONTAL**



**VERTICAL**

**RADIATED EMISSIONS**

Radiated Emissions

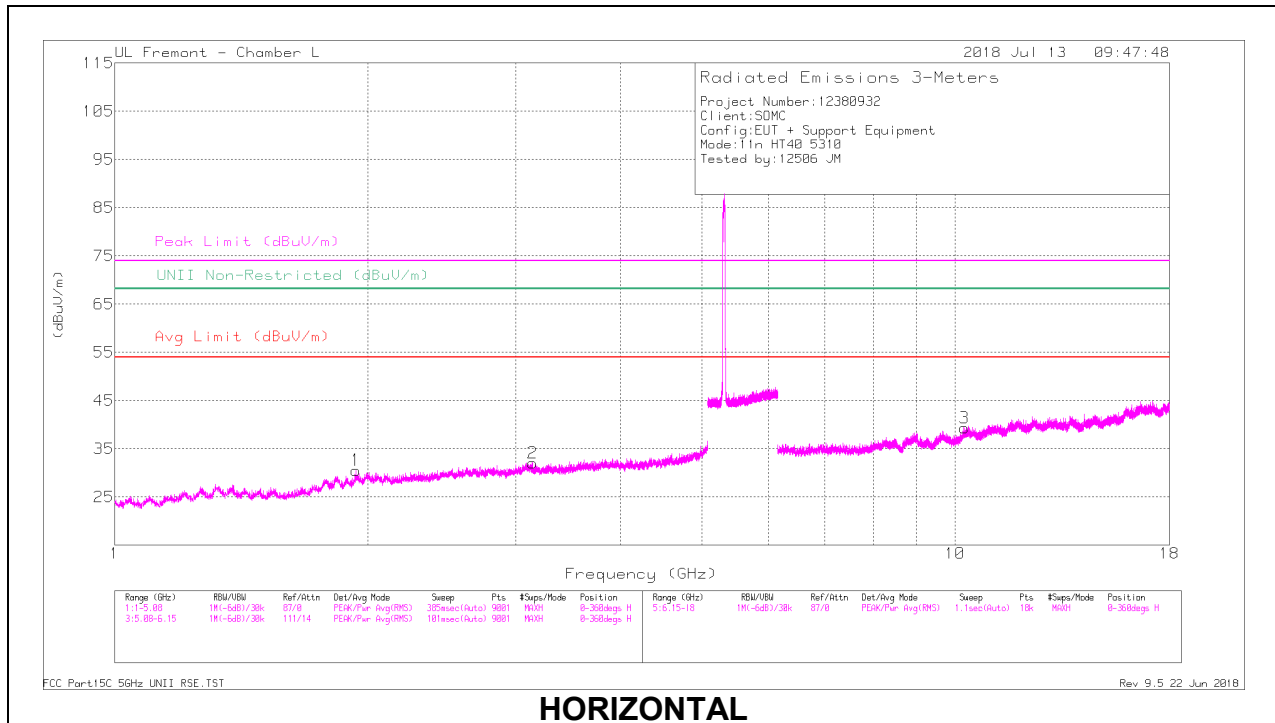
Marker	Frequency (GHz)	Meter Reading (dBuV)	Det	AF EMC4294 (dB/m)	Amp/Cb/Filtr/Pad (dB)	DC Corr (dB)	Corrected Reading (dBuV/m)	Avg Limit (dBuV/m)	Margin (dB)	Peak Limit (dBuV/m)	PK Margin (dB)	UNII Non-Restricted (dBuV/m)	PK Margin (dB)	Azimuth (Degs)	Height (cm)	Polarity
1	* 1.27	38.19	PK-U	28.9	-34.5	0	32.59	-	-	74	-41.41	-	-	188	156	H
	* 1.271	29.89	ADR	28.9	-34.5	.28	24.57	54	-29.43	-	-	-	-	188	156	H
2	3.06	36.19	PK-U	33	-31.2	0	37.99	-	-	-	-	68.2	-30.21	115	260	H
4	1.931	38.22	PK-U	31.3	-33.5	0	36.02	-	-	-	-	68.2	-32.18	69	225	V
5	* 3.615	34.75	PK-U	33.4	-30.4	0	37.75	-	-	74	-36.25	-	-	259	261	V
	* 3.616	27.06	ADR	33.4	-30.4	.28	30.34	54	-23.66	-	-	-	-	259	261	V
3	* 7.557	29.95	PK-U	35.7	-25	0	40.65	-	-	74	-33.35	-	-	188	310	H
	* 7.554	21.83	ADR	35.7	-25	.28	32.81	54	-21.19	-	-	-	-	188	310	H
6	* 8.285	30.39	PK-U	35.9	-22.7	0	43.59	-	-	74	-30.41	-	-	111	119	V
	* 8.283	21.22	ADR	35.9	-22.7	.28	34.7	54	-19.3	-	-	-	-	111	119	V

\* - indicates frequency in CFR47 Pt 15 Restricted Band

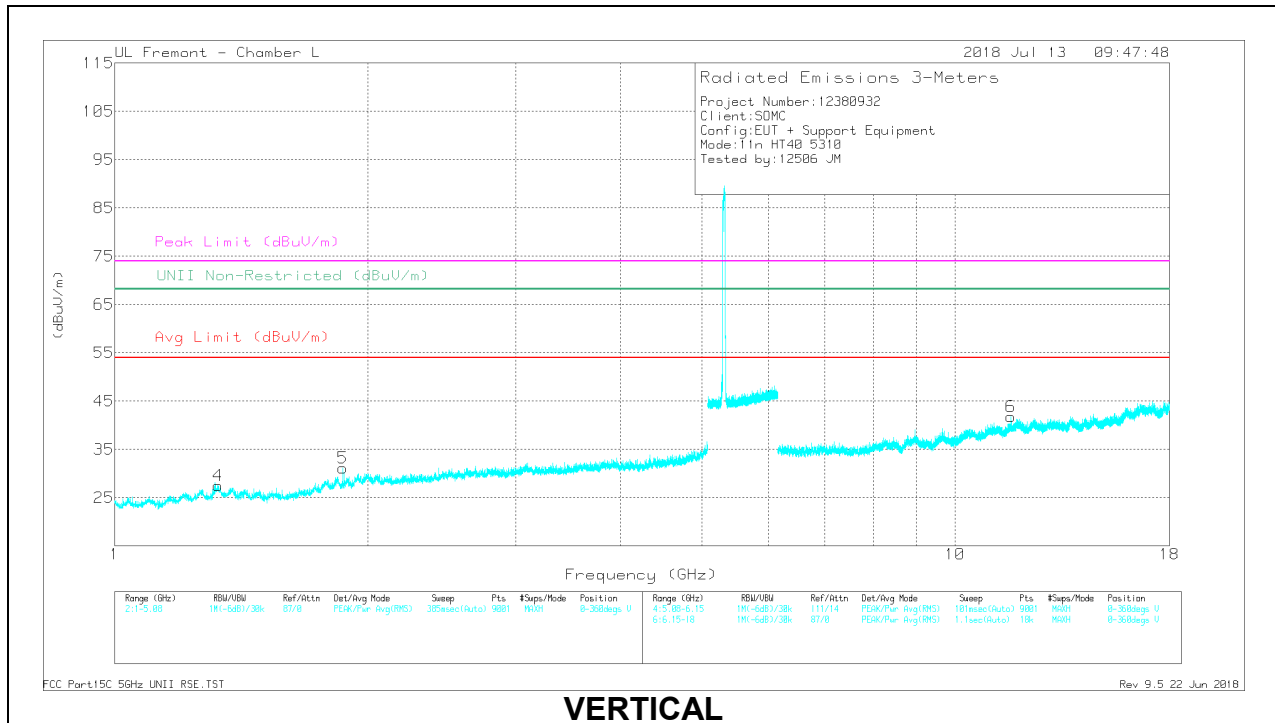
PK-U - U-NII: Maximum Peak

ADR - U-NII AD primary method, RMS average

### HIGH CHANNEL RESULTS



**HORIZONTAL**



**VERTICAL**

**RADIATED EMISSIONS**

Radiated Emissions

Marker	Frequency (GHz)	Meter Reading (dBuV)	Det	AF EMC4294 (dB/m)	Amp/Cb/Filtr/Pad (dB)	DC Corr (dB)	Corrected Reading (dBuV/m)	Avg Limit (dBuV/m)	Margin (dB)	Peak Limit (dBuV/m)	PK Margin (dB)	UNII Non-Restricted (dBuV/m)	PK Margin (dB)	Azimuth (Degs)	Height (cm)	Polarity
1	1.94	39.64	PK-U	31.4	-33.4	0	37.64	-	-	-	-	68.2	-30.56	301	175	H
2	3.142	35.83	PK-U	33	-31.2	0	37.63	-	-	-	-	68.2	-30.57	355	151	H
4	* 1.326	39.15	PK-U	29.3	-34.4	0	34.05	-	-	74	-39.95	-	-	130	251	V
	* 1.326	30.06	ADR	29.3	-34.4	.28	25.24	54	-28.76	-	-	-	-	130	251	V
5	1.866	36.85	PK-U	30.9	-33.6	0	34.15	-	-	-	-	68.2	-34.05	340	230	V
3	10.269	27.78	PK-U	37.5	-21	0	44.28	-	-	-	-	68.2	-23.92	207	276	H
6	* 11.665	29.68	PK-U	38.4	-20.7	0	47.38	-	-	74	-26.62	-	-	261	371	V
	* 11.664	20.14	ADR	38.4	-20.7	.28	38.12	54	-15.88	-	-	-	-	261	371	V

\* - indicates frequency in CFR47 Pt 15 Restricted Band

PK-U - U-NII: Maximum Peak

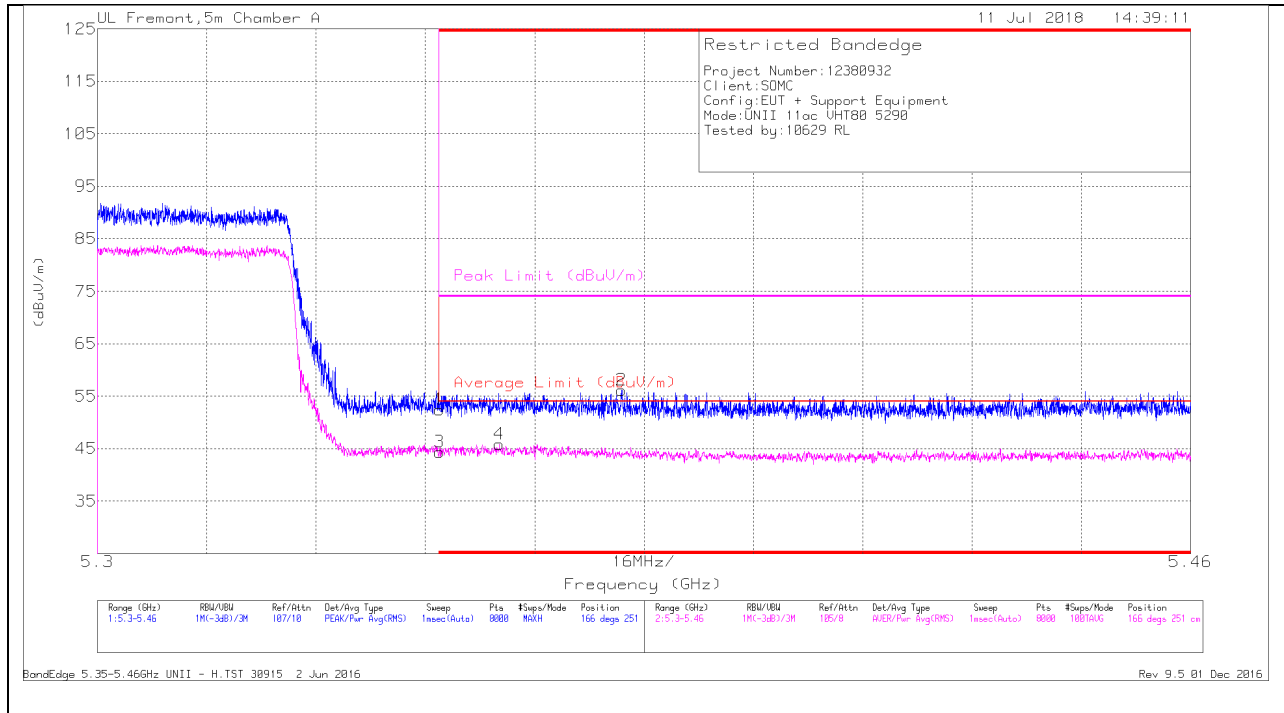
ADR - U-NII AD primary method, RMS average

**9.1.8. TX ABOVE 1 GHz 802.11ac VHT80 MODE IN THE 5.3 GHz BAND**

**2TX Antenna 1 + Antenna 2 CDD MODE**

**BANDEGE (MID CHANNEL)**

**HORIZONTAL RESULT**



**Trace Markers**

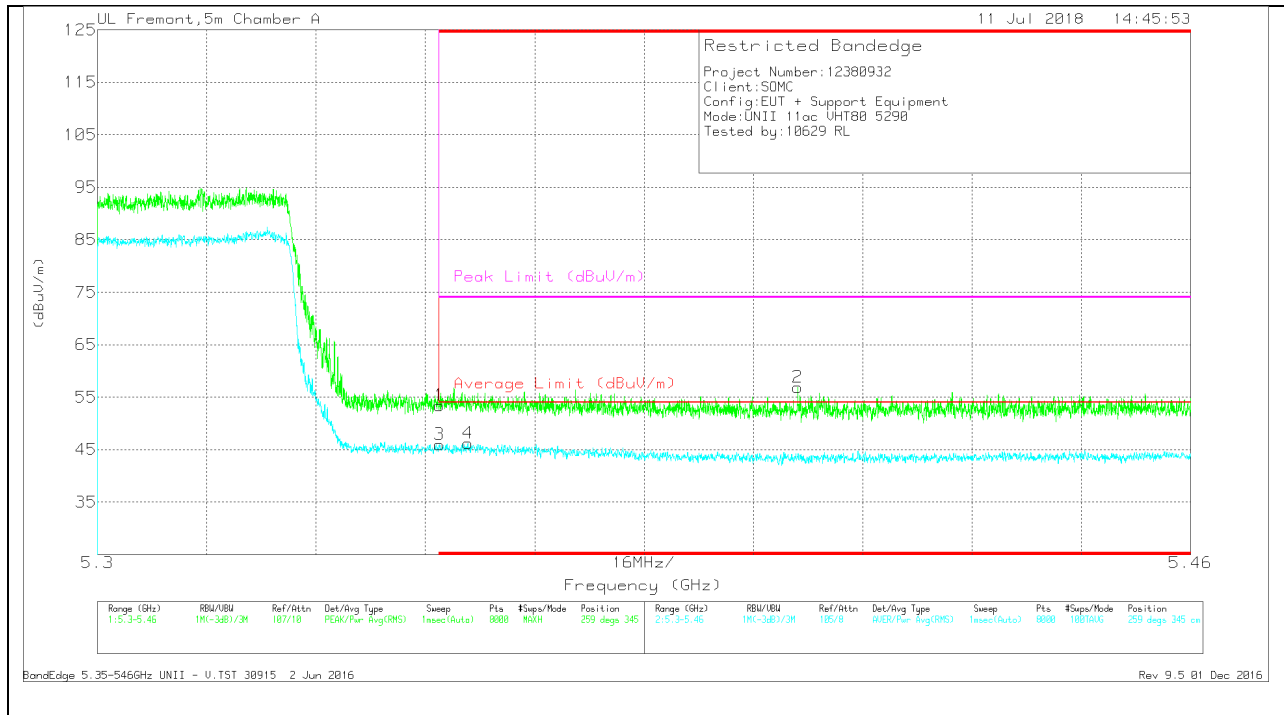
Marker	Frequency (GHz)	Meter Reading (dBuV)	Det	AFT345 (dB/m)	Amp/Cbl/Filtr/Pad (dB)	DC Corr (dB)	Corrected Reading (dBuV/m)	Average Limit (dBuV/m)	Margin (dB)	Peak Limit (dBuV/m)	PK Margin (dB)	Azimuth (Degs)	Height (cm)	Polarity
1	* 5.35	35.69	Pk	34.6	-17.9	0	52.39	-	-	74	-21.61	166	251	H
3	* 5.35	27.03	RMS	34.6	-17.9	.57	44.3	54	-9.7	-	-	166	251	H
4	* 5.359	28.56	RMS	34.6	-17.9	.57	45.83	54	-8.17	-	-	166	251	H
2	* 5.377	39.48	Pk	34.6	-17.9	0	56.18	-	-	74	-17.82	166	251	H

\* - indicates frequency in CFR47 Pt 15 Restricted Band

Pk - Peak detector

RMS - RMS detection

### VERTICAL RESULT



#### Trace Markers

Marker	Frequency (GHz)	Meter Reading (dBuV)	Det	AF T345 (dB/m)	Amp/Cbl/Filtr/Pad (dB)	DC Corr (dB)	Corrected Reading (dBuV/m)	Average Limit (dBuV/m)	Margin (dB)	Peak Limit (dBuV/m)	PK Margin (dB)	Azimuth (Degs)	Height (cm)	Polarity
1	* 5.35	36.72	Pk	34.6	-17.9	0	53.42	-	-	74	-20.58	259	345	V
3	* 5.35	28.64	RMS	34.6	-17.9	.57	45.91	54	-8.09	-	-	259	345	V
4	* 5.354	28.87	RMS	34.6	-17.9	.57	46.14	54	-7.86	-	-	259	345	V
2	* 5.402	40.15	Pk	34.6	-17.9	0	56.85	-	-	74	-17.15	259	345	V

\* - indicates frequency in CFR47 Pt 15 Restricted Band

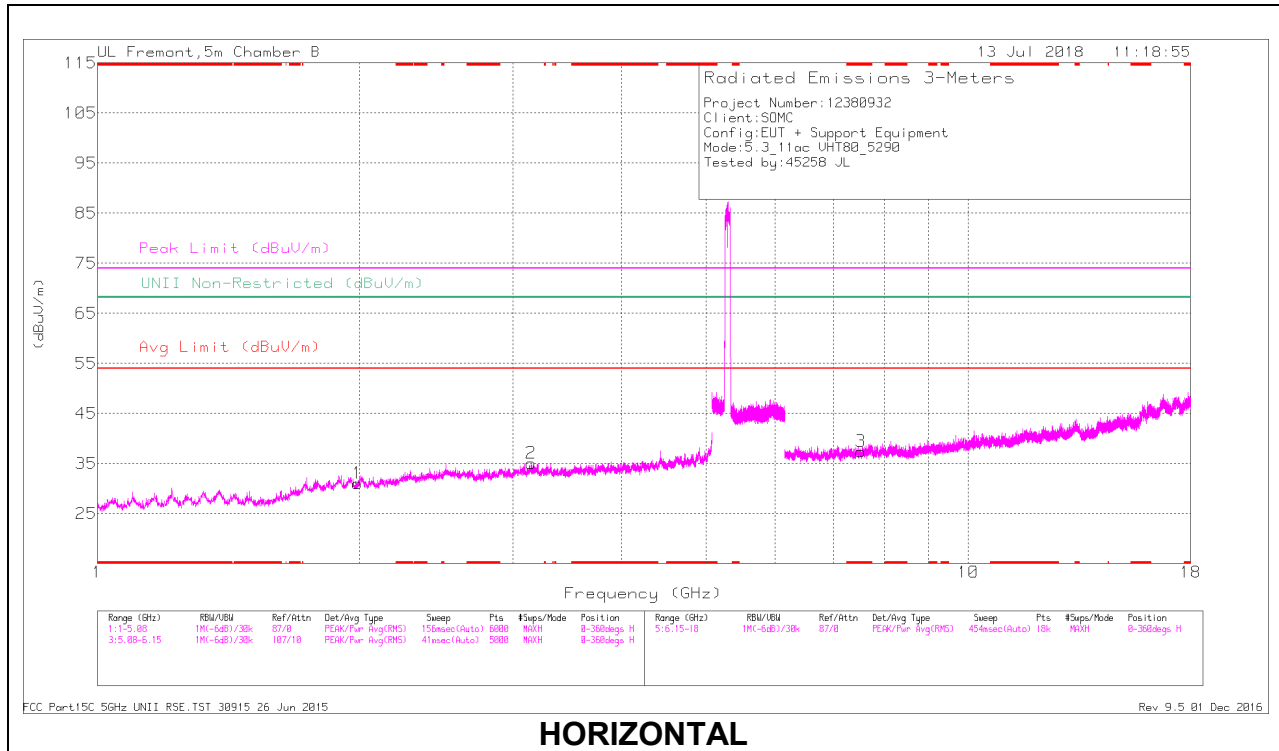
Pk - Peak detector

RMS - RMS detection

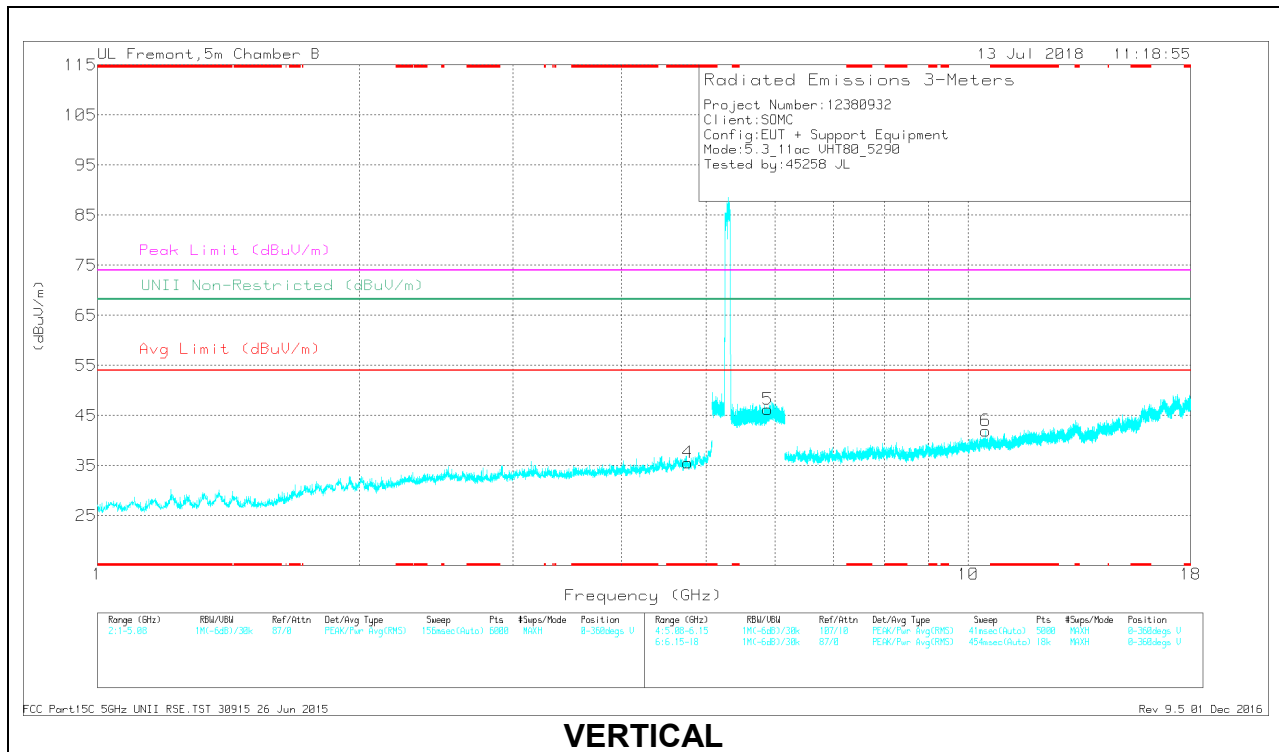


**HARMONICS AND SPURIOUS EMISSIONS**

**MID CHANNEL RESULTS**



**HORIZONTAL**



**VERTICAL**

**RADIATED EMISSIONS**

Radiated Emissions

Marker	Frequency (GHz)	Meter Reading (dBuV)	Det	AF T863 (dB/m)	Amp/Cbl/Filtr/Pad (dB)	DC Corr (dB)	Corrected Reading (dBuV/m)	Avg Limit (dBuV/m)	Margin (dB)	Peak Limit (dBuV/m)	PK Margin (dB)	UNII Non-Restricted (dBuV/m)	PK Margin (dB)	Azimuth (Degs)	Height (cm)	Polarity
4	* 4.767	38.79	PK-U	34.1	-30.2	0	42.69	-	-	74	-31.31	-	-	40	164	V
	* 4.764	27.11	ADR	34.1	-30.1	.57	31.68	54	-22.32	-	-	-	-	40	164	V
3	* 7.523	35.55	PK-U	36.2	-27.6	0	44.15	-	-	74	-29.85	-	-	81	193	H
	* 7.523	24.57	ADR	36.2	-27.6	.57	33.74	54	-20.26	-	-	-	-	81	193	H
1	1.988	40.52	PK-U	30.9	-32.7	0	38.72	-	-	-	-	68.2	-29.48	268	219	H
2	3.145	39.96	PK-U	33.2	-32.1	0	41.06	-	-	-	-	68.2	-27.14	272	200	H
5	5.885	38.02	PK-U	35.4	-19.9	0	53.52	-	-	-	-	68.2	-14.68	299	185	V
6	10.47	33.53	PK-U	37.8	-24.4	0	46.93	-	-	-	-	68.2	-21.27	307	166	V

\* - indicates frequency in CFR47 Pt 15 Restricted Band

PK-U - U-NII: Maximum Peak

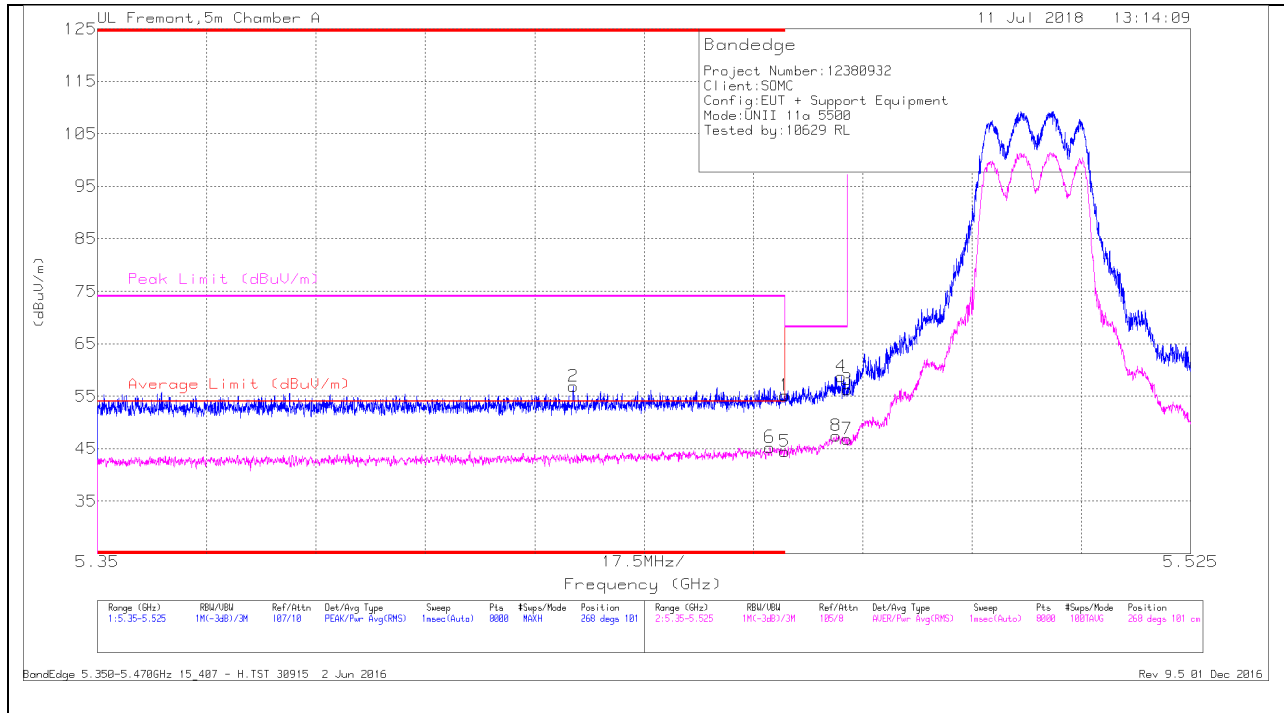
ADR - U-NII AD primary method, RMS average

**9.1.9. TX ABOVE 1 GHz 802.11a MODE IN THE 5.6 GHz BAND**

**2TX Antenna 1 + Antenna 2 CDD MODE**

**BANDEDGE (LOW CHANNEL)**

**HORIZONTAL RESULT**



**Trace Markers**

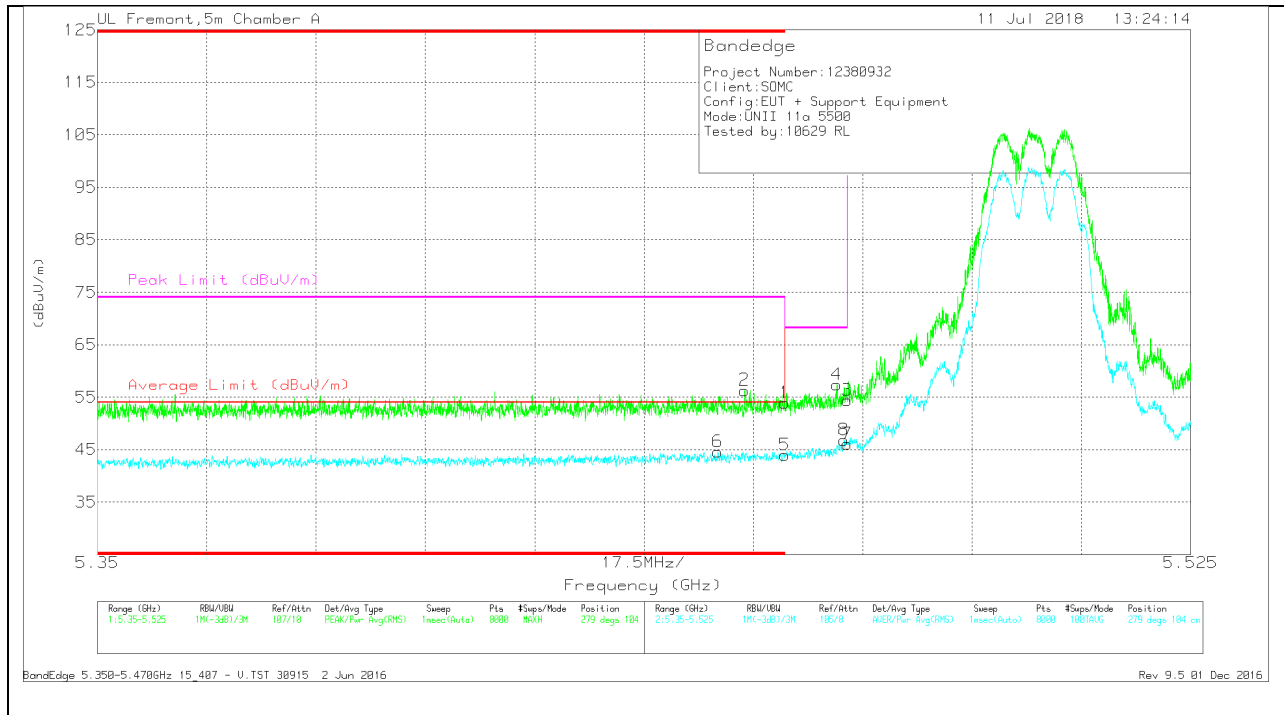
Marker	Frequency (GHz)	Meter Reading (dBuV)	Det	AF T345 (dB/m)	Amp/Cbl/Filtr/Pad (dB)	Corrected Reading (dBuV/m)	Average Limit (dBuV/m)	Margin (dB)	Peak Limit (dBuV/m)	PK Margin (dB)	Azimuth (Degs)	Height (cm)	Polarity
2	* 5.426	40.1	Pk	34.7	-17.9	56.9	-	-	74	-17.1	268	101	H
6	* 5.458	28.46	RMS	34.7	-17.9	45.26	54	-8.74	-	-	268	101	H
1	* 5.46	38.35	Pk	34.7	-17.9	55.15	-	-	74	-18.85	268	101	H
5	* 5.46	27.69	RMS	34.7	-17.9	44.49	54	-9.51	-	-	268	101	H
8	5.468	30.41	RMS	34.8	-17.8	47.41	-	-	-	-	268	101	H
4	5.469	41.77	Pk	34.8	-17.8	58.77	-	-	68.2	-9.43	268	101	H
3	5.47	39.23	Pk	34.8	-17.8	56.23	-	-	68.2	-11.97	268	101	H
7	5.47	29.8	RMS	34.8	-17.8	46.8	-	-	-	-	268	101	H

\* - indicates frequency in CFR47 Pt 15 Restricted Band

Pk - Peak detector

RMS - RMS detection

### VERTICAL RESULT



### Trace Markers

Marker	Frequency (GHz)	Meter Reading (dBuV)	Det	AF T345 (dB/m)	Amp/Cbl/Filtr/Pad (dB)	Corrected Reading (dBuV/m)	Average Limit (dBuV/m)	Margin (dB)	Peak Limit (dBuV/m)	PK Margin (dB)	Azimuth (Degs)	Height (cm)	Polarity
6	* 5.449	27.78	RMS	34.7	-17.9	44.58	54	-9.42	-	-	279	104	V
2	* 5.454	39.51	Pk	34.7	-17.9	56.31	-	-	74	-17.69	279	104	V
1	* 5.46	37.05	Pk	34.7	-17.9	53.85	-	-	74	-20.15	279	104	V
5	* 5.46	27.2	RMS	34.7	-17.9	44	54	-10	-	-	279	104	V
4	5.468	40.34	Pk	34.8	-17.8	57.34	-	-	68.2	-10.86	279	104	V
3	5.47	37.39	Pk	34.8	-17.8	54.39	-	-	68.2	-13.81	279	104	V
7	5.47	29.06	RMS	34.8	-17.8	46.06	-	-	-	-	279	104	V
8	5.47	29.86	RMS	34.8	-17.8	46.86	-	-	-	-	279	104	V

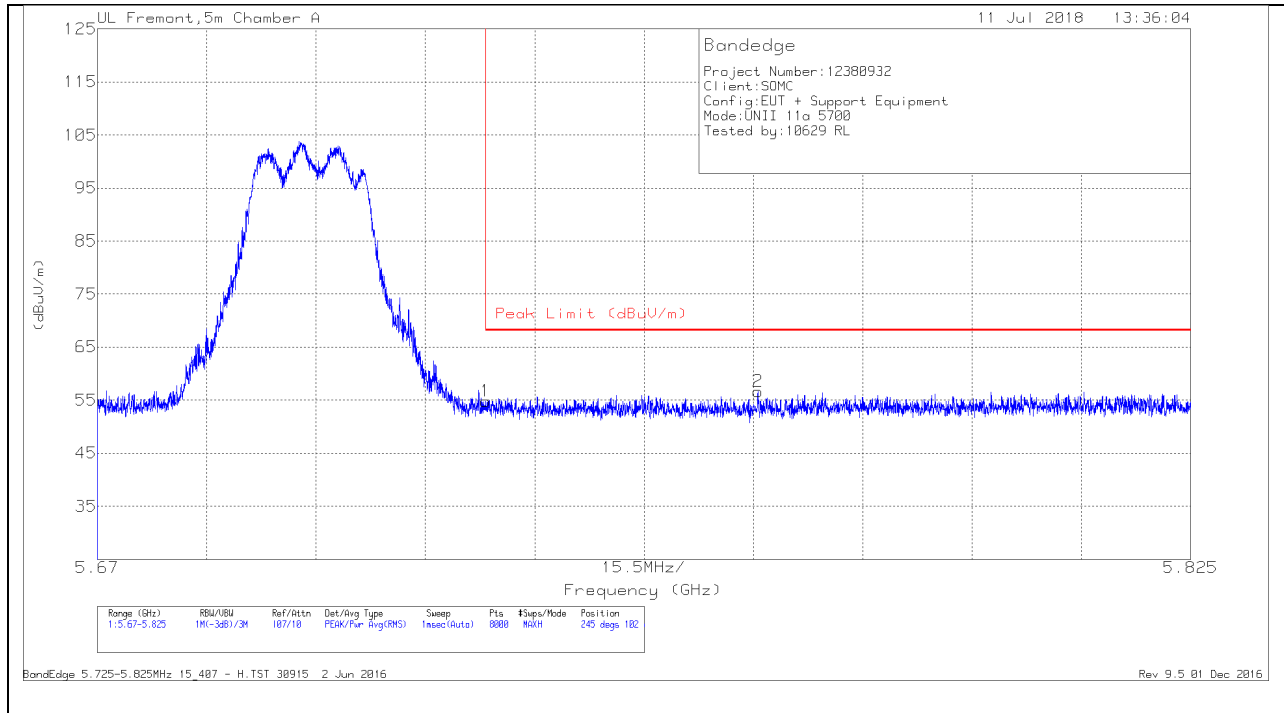
\* - indicates frequency in CFR47 Pt 15 Restricted Band

Pk - Peak detector

RMS - RMS detection

**BANDEDGE (HIGH CHANNEL)**

**HORIZONTAL RESULT**

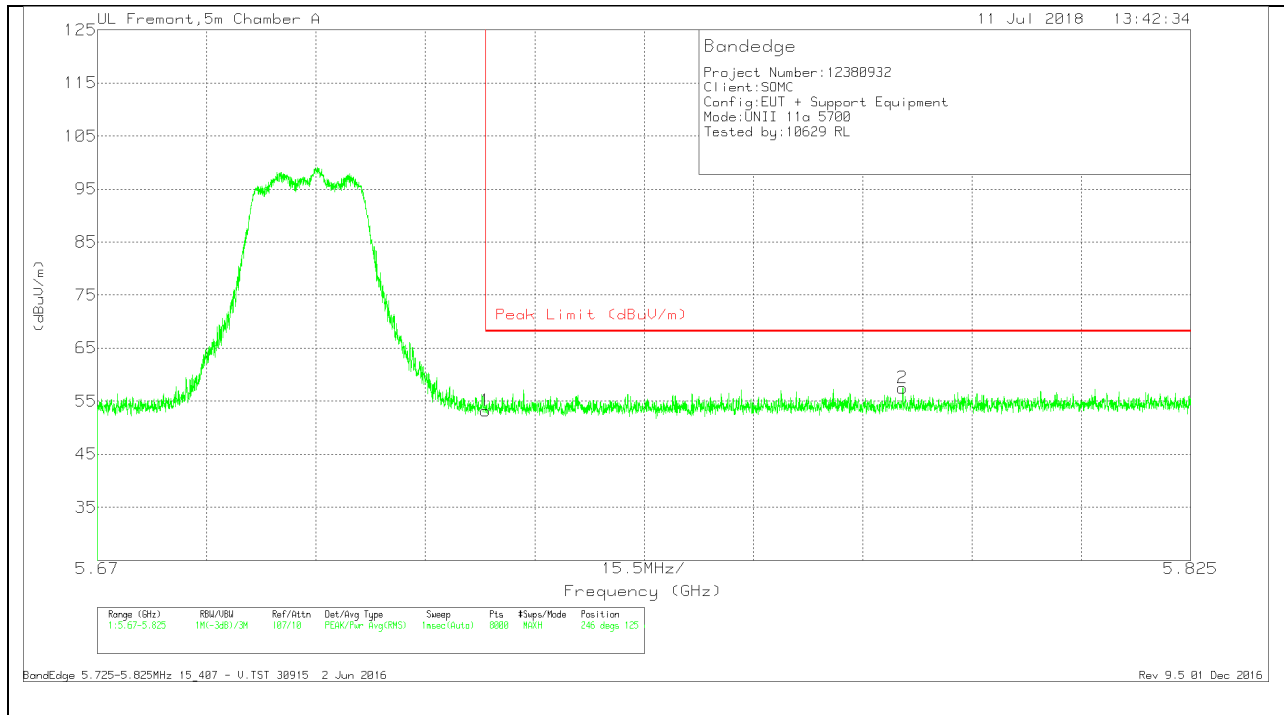


**Trace Markers**

Marker	Frequency (GHz)	Meter Reading (dBuV)	Det	AF T345 (dB/m)	Amp/Cbl/Filtr/Pad (dB)	Corrected Reading (dBuV/m)	Peak Limit (dBuV/m)	PK Margin (dB)	Azimuth (Degs)	Height (cm)	Polarity
1	5.725	37.66	Pk	35	-17.9	54.76	68.2	-13.44	245	102	H
2	5.764	39.47	Pk	35	-17.8	56.67	68.2	-11.53	245	102	H

Pk - Peak detector

### VERTICAL RESULT



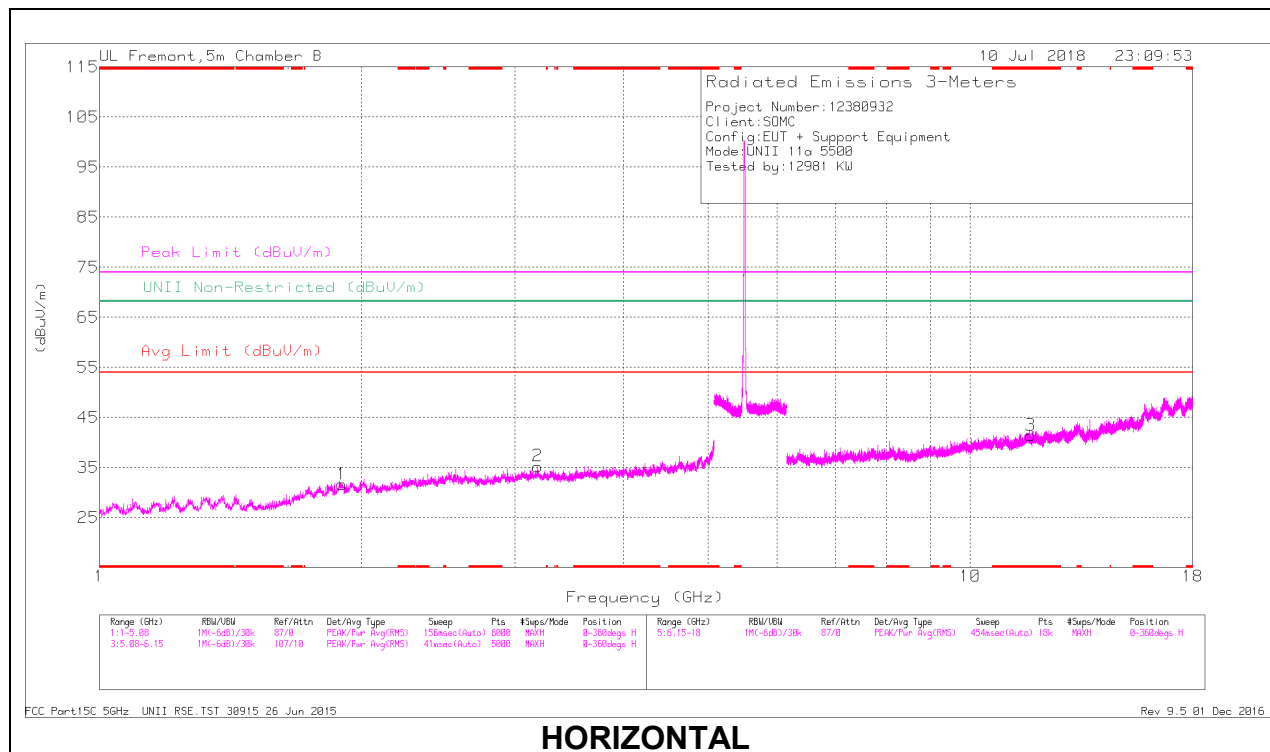
#### Trace Markers

Marker	Frequency (GHz)	Meter Reading (dBuV)	Det	AF T345 (dB/m)	Amp/Cbl/Filtr/Pad (dB)	Corrected Reading (dBuV/m)	Peak Limit (dBuV/m)	PK Margin (dB)	Azimuth (Degs)	Height (cm)	Polarity
1	5.725	36.12	Pk	35	-17.9	53.22	68.2	-14.98	246	125	V
2	5.784	40.18	Pk	35	-17.7	57.48	68.2	-10.72	246	125	V

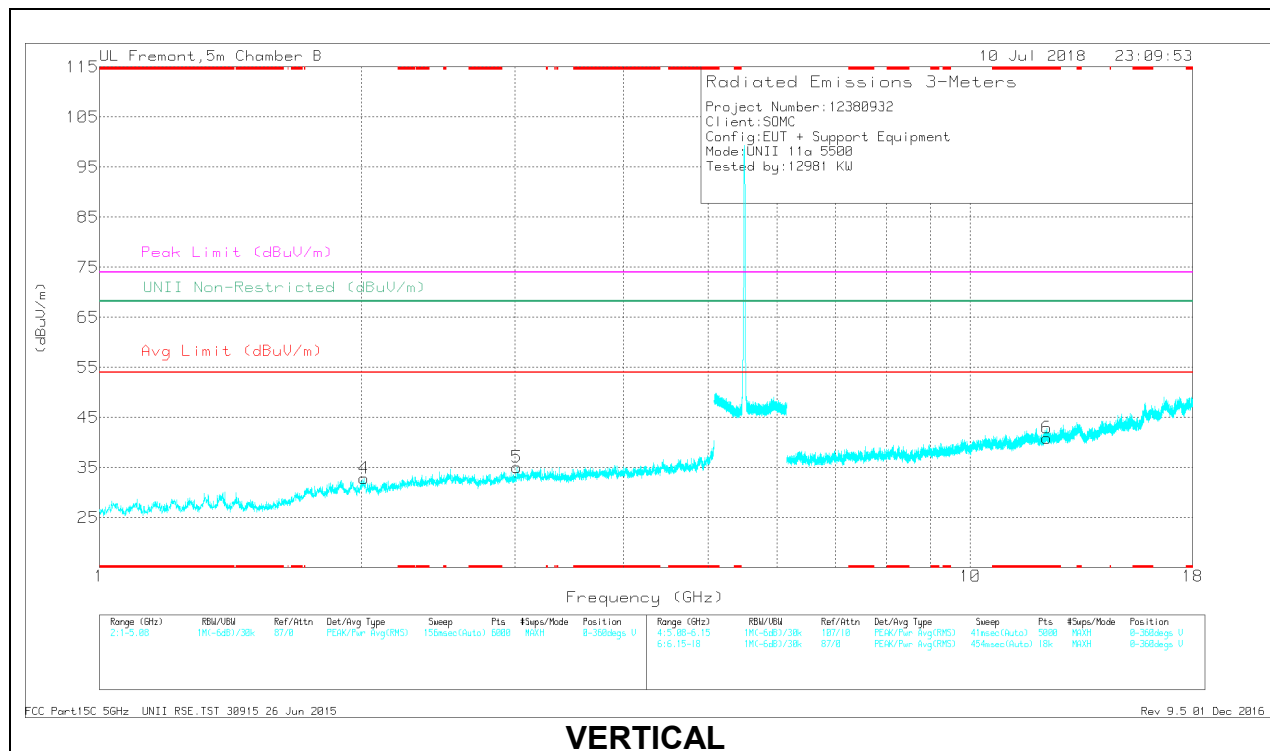
Pk - Peak detector

## HARMONICS AND SPURIOUS EMISSIONS

### LOW CHANNEL RESULTS



**HORIZONTAL**



**VERTICAL**

**RADIATED EMISSIONS**

Radiated Emissions

Marker	Frequency (GHz)	Meter Reading (dBuV)	Det	AF T863 (dB/m)	Amp/Cbl/Filtr/Pad (dB)	Corrected Reading (dBuV/m)	Avg Limit (dBuV/m)	Margin (dB)	Peak Limit (dBuV/m)	PK Margin (dB)	UNII Non-Restricted (dBuV/m)	PK Margin (dB)	Azimuth (Degs)	Height (cm)	Polarity
3	* 11.732	34.29	PK-U	39	-24.6	48.69	-	-	74	-25.31	-	-	88	211	H
	* 11.732	22.51	ADR	39	-24.6	36.91	54	-17.09	-	-	-	-	88	211	H
6	* 12.245	32.76	PK-U	39.2	-23.9	48.06	-	-	74	-25.94	-	-	95	178	V
	* 12.247	22.36	ADR	39.2	-23.9	37.66	54	-16.34	-	-	-	-	95	178	V
1	1.9	41.5	PK-U	31.1	-33.3	39.3	-	-	-	-	68.2	-28.9	127	158	H
4	2.01	40.73	PK-U	30.9	-32.5	39.13	-	-	-	-	68.2	-29.07	144	123	V
5	3.017	39.74	PK-U	32.8	-32.2	40.34	-	-	-	-	68.2	-27.86	226	179	V
2	3.189	39.54	PK-U	33.1	-31.4	41.24	-	-	-	-	68.2	-26.96	94	126	H

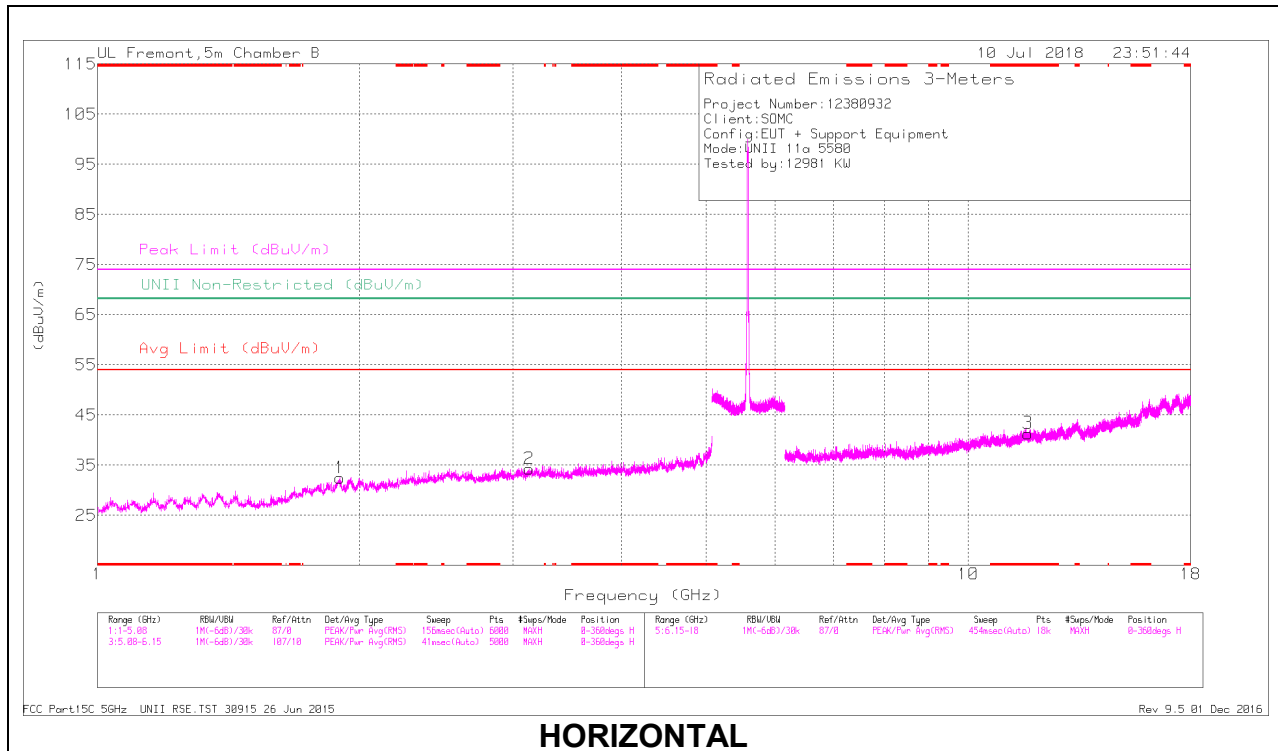
\* - indicates frequency in CFR47 Pt 15 Restricted Band

PK-U - U-NII: Maximum Peak

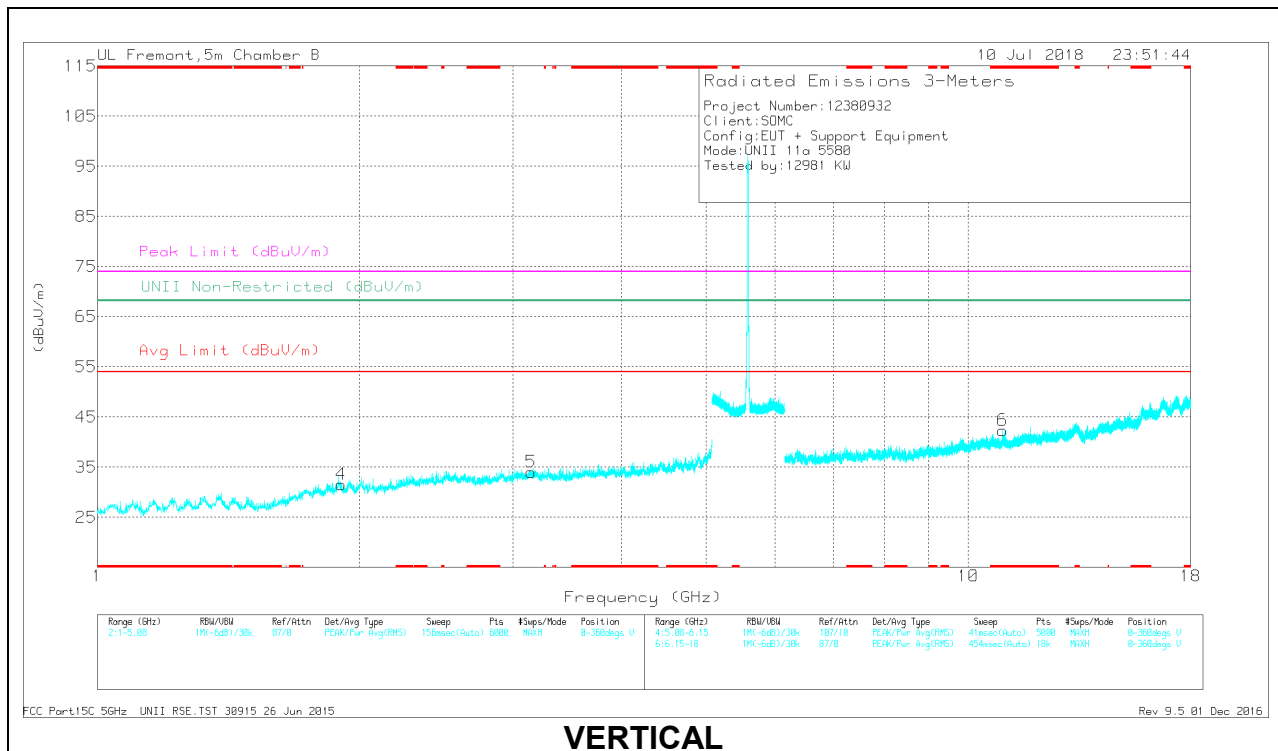
ADR - U-NII AD primary method, RMS average



### MID CHANNEL RESULTS



**HORIZONTAL**



**VERTICAL**

**RADIATED EMISSIONS**

Radiated Emissions

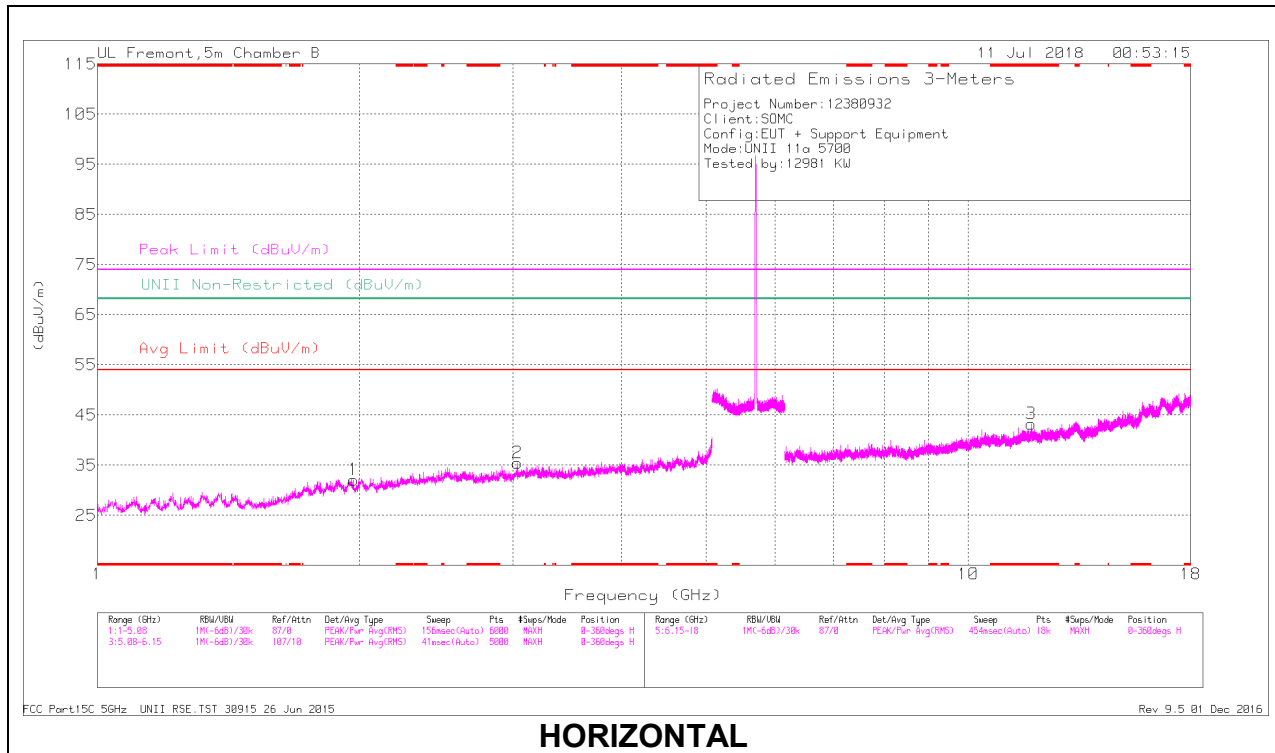
Marker	Frequency (GHz)	Meter Reading (dBuV)	Det	AF T863 (dB/m)	Amp/Cbl/Filtr/Pad (dB)	Corrected Reading (dBuV/m)	Avg Limit (dBuV/m)	Margin (dB)	Peak Limit (dBuV/m)	PK Margin (dB)	UNII Non-Restricted (dBuV/m)	PK Margin (dB)	Azimuth (Degs)	Height (cm)	Polarity
3	* 11.71	33.43	PK-U	39	-24.5	47.93	-	-	74	-26.07	-	-	262	202	H
	* 11.711	22.56	ADR	39	-24.5	37.06	54	-16.94	-	-	-	-	262	202	H
6	* 10.946	33.82	PK-U	38	-24.2	47.62	-	-	74	-26.38	-	-	241	214	V
	* 10.946	22.39	ADR	38	-24.3	36.09	54	-17.91	-	-	-	-	241	214	V
1	1.898	40.75	PK-U	31.1	-33.3	38.55	-	-	-	-	68.2	-29.65	257	176	H
4	1.904	40.51	PK-U	31.1	-33.3	38.31	-	-	-	-	68.2	-29.89	95	211	V
2	3.133	40.62	PK-U	33.2	-32.2	41.62	-	-	-	-	68.2	-26.58	206	141	H
5	3.15	39.67	PK-U	33.2	-32	40.87	-	-	-	-	68.2	-27.33	125	188	V

\* - indicates frequency in CFR47 Pt 15 Restricted Band

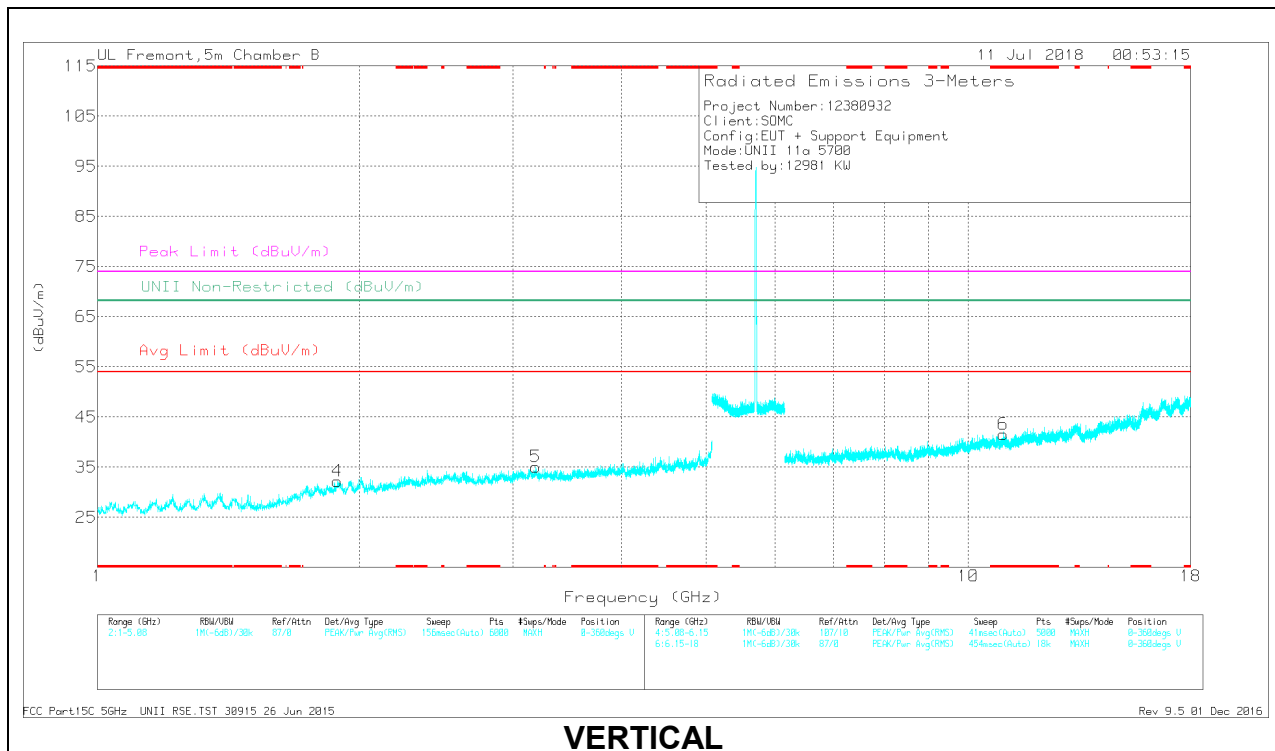
PK-U - U-NII: Maximum Peak

ADR - U-NII AD primary method, RMS average

### HIGH CHANNEL RESULTS



**HORIZONTAL**



**VERTICAL**

**RADIATED EMISSIONS**

Radiated Emissions

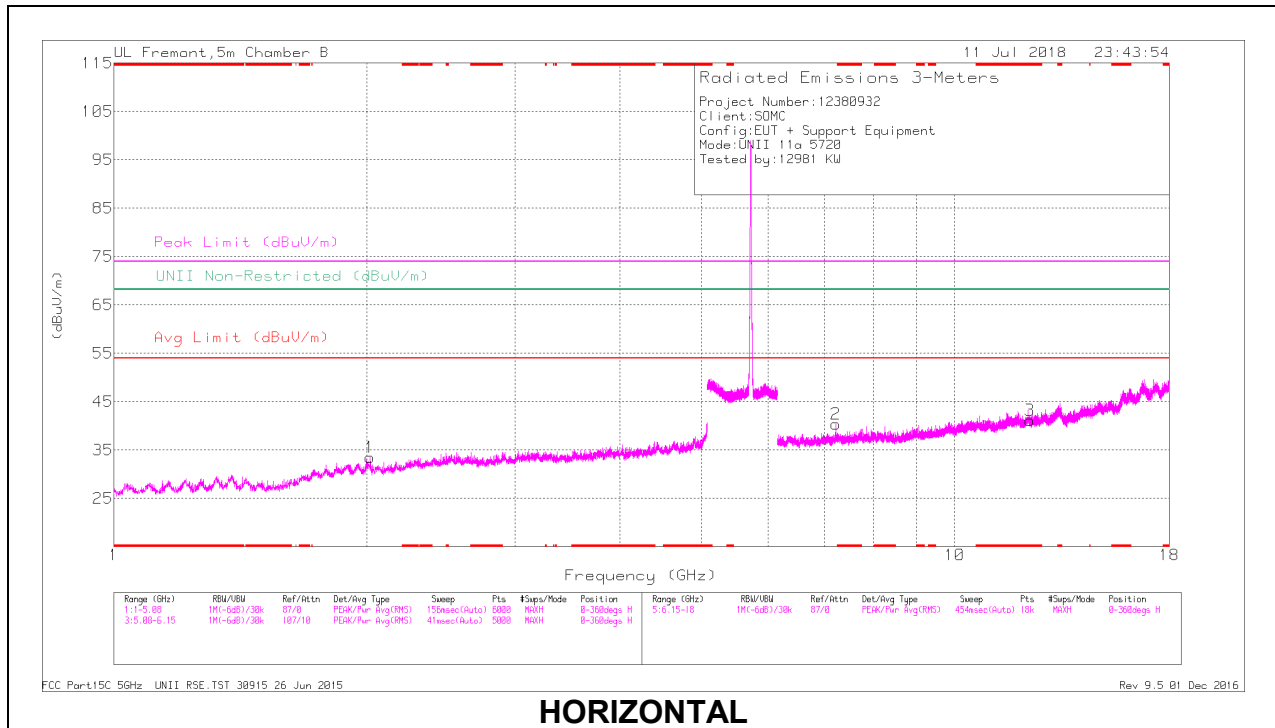
Marker	Frequency (GHz)	Meter Reading (dBuV)	Det	AF T863 (dB/m)	Amp/Cbl/Filtr/Pad (dB)	Corrected Reading (dBuV/m)	Avg Limit (dBuV/m)	Margin (dB)	Peak Limit (dBuV/m)	PK Margin (dB)	UNII Non-Restricted (dBuV/m)	PK Margin (dB)	Azimuth (Degs)	Height (cm)	Polarity
3	* 11.811	33.66	PK-U	39.1	-24.3	48.46	-	-	74	-25.54	-	-	29	140	H
	* 11.81	22.42	ADR	39.1	-24.3	37.22	54	-16.78	-	-	-	-	29	140	H
6	* 10.969	32.97	PK-U	38	-23.8	47.17	-	-	74	-26.83	-	-	137	204	V
	* 10.971	22.43	ADR	38	-23.8	36.63	54	-17.37	-	-	-	-	137	204	V
4	1.886	41.12	PK-U	31	-33.4	38.72	-	-	-	-	68.2	-29.48	228	163	V
1	1.965	40.17	PK-U	30.9	-32.8	38.27	-	-	-	-	68.2	-29.93	184	191	H
2	3.032	40.16	PK-U	32.9	-31.9	41.16	-	-	-	-	68.2	-27.04	205	178	H
5	3.182	39.67	PK-U	33.1	-31.6	41.17	-	-	-	-	68.2	-27.03	191	142	V

\* - indicates frequency in CFR47 Pt 15 Restricted Band

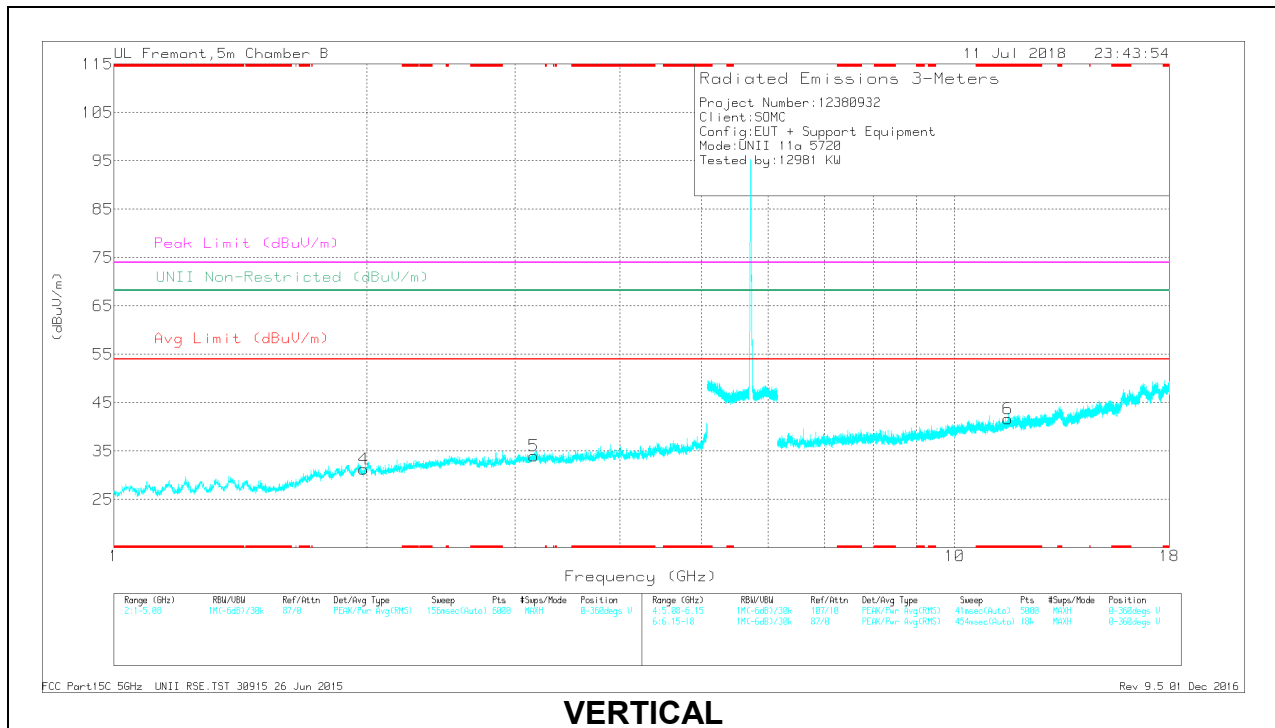
PK-U - U-NII: Maximum Peak

ADR - U-NII AD primary method, RMS average

### CHANNEL 144 RESULTS



**HORIZONTAL**



**VERTICAL**

**RADIATED EMISSIONS**

Radiated Emissions

Marker	Frequency (GHz)	Meter Reading (dBuV)	Det	AF T863 (dB/m)	Amp/Cbl/Filtr/Pad (dB)	Corrected Reading (dBuV/m)	Avg Limit (dBuV/m)	Margin (dB)	Peak Limit (dBuV/m)	PK Margin (dB)	UNII Non-Restricted (dBuV/m)	PK Margin (dB)	Azimuth (Degs)	Height (cm)	Polarity
3	* 12.281	33.51	PK-U	39.1	-24.3	48.31	-	-	74	-25.69	-	-	78	172	H
	* 12.281	22.42	ADR	39.1	-24.3	37.22	54	-16.78	-	-	-	-	78	172	H
6	* 11.569	33.68	PK-U	38.6	-23.9	48.38	-	-	74	-25.62	-	-	104	156	V
	* 11.567	22.23	ADR	38.6	-23.9	36.93	54	-17.07	-	-	-	-	104	156	V
4	1.983	39.74	PK-U	30.9	-32.6	38.04	-	-	-	-	68.2	-30.16	182	148	V
1	2.019	40.43	PK-U	30.9	-32.6	38.73	-	-	-	-	68.2	-29.47	149	138	H
5	3.155	41.04	PK-U	33.1	-32	42.14	-	-	-	-	68.2	-26.06	219	132	V
2	7.216	36.93	PK-U	35.9	-27.8	45.03	-	-	-	-	68.2	-23.17	234	111	H

\* - indicates frequency in CFR47 Pt 15 Restricted Band

PK-U - U-NII: Maximum Peak

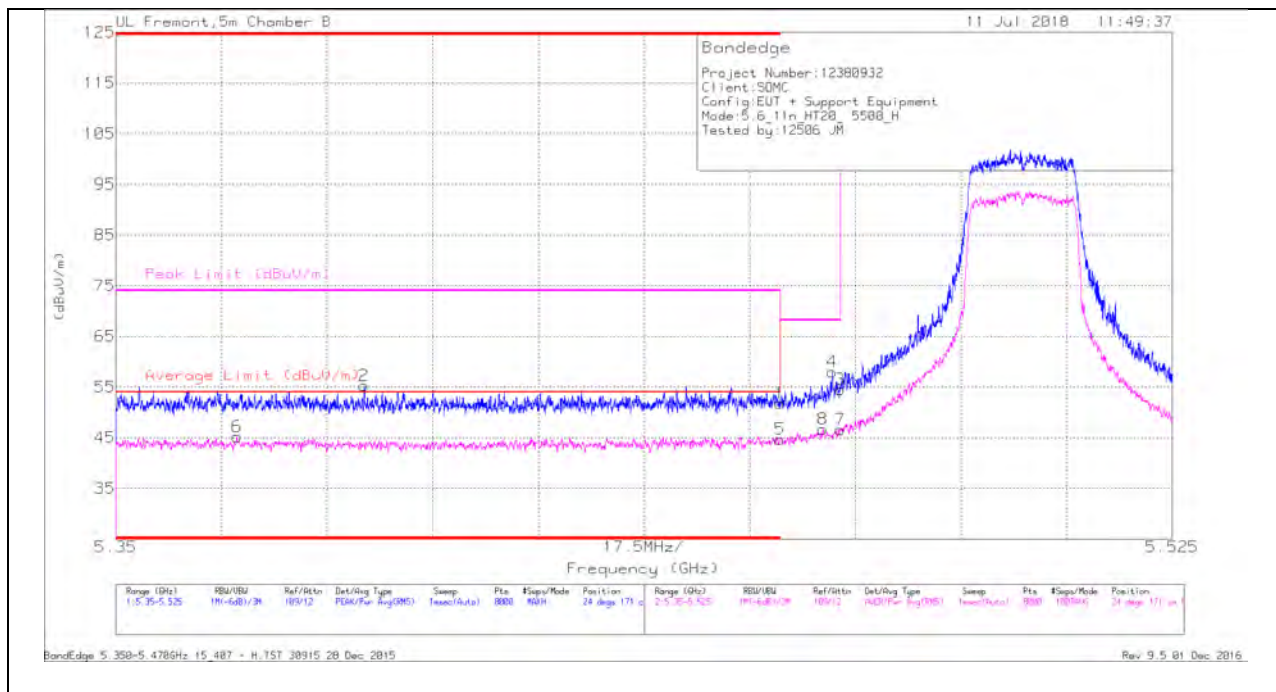
ADR - U-NII AD primary method, RMS average

**9.1.10. TX ABOVE 1 GHz 802.11n HT20 MODE IN THE 5.6 GHz BAND**

**2TX Antenna 1 + Antenna 2 CDD MODE**

**BANDEDGE (LOW CHANNEL)**

**HORIZONTAL RESULT**



**Trace Markers**

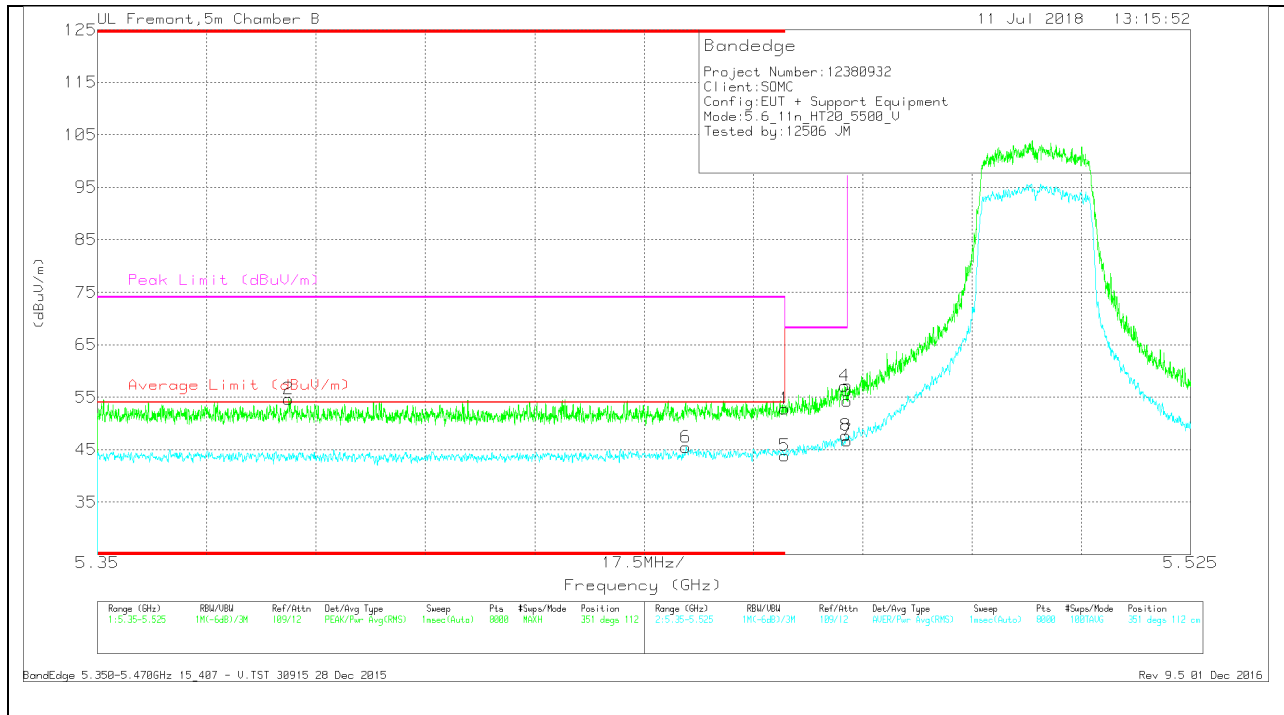
Marker	Frequency (GHz)	Meter Reading (dBuV)	Det	AFT863 (dB/m)	Amp/Cbl/Filtr/Pad (dB)	DC Corr (dB)	Corrected Reading (dBuV/m)	Average Limit (dBuV/m)	Margin (dB)	Peak Limit (dBuV/m)	PK Margin (dB)	Azimuth (Degs)	Height (cm)	Polarity
1	* 5.46	36.13	Pk	35.3	-19.6	0	51.83	-	-	74	-22.17	24	171	H
2	* 5.391	39.51	Pk	35.1	-19.4	0	55.21	-	-	74	-18.79	24	171	H
5	* 5.46	28.94	RMS	35.3	-19.6	.1	44.74	54	-9.26	-	-	24	171	H
6	* 5.37	29.18	RMS	35.1	-19.2	.1	45.18	54	-8.82	-	-	24	171	H
8	5.467	30.81	RMS	35.3	-19.5	.1	46.71	-	-	-	-	24	171	H
4	5.469	42.42	Pk	35.3	-19.7	0	58.02	-	-	68.2	-10.18	24	171	H
3	5.47	38.77	Pk	35.3	-19.6	0	54.47	-	-	68.2	-13.73	24	171	H
7	5.47	30.71	RMS	35.3	-19.6	.1	46.51	-	-	-	-	24	171	H

\* - indicates frequency in CFR47 Pt 15 Restricted Band

Pk - Peak detector

RMS - RMS detection

### VERTICAL RESULT



### Trace Markers

Marker	Frequency (GHz)	Meter Reading (dBuV)	Det	AF T863 (dB/m)	Amp/Cbl/Filtr/Pad (dB)	DC Corr (dB)	Corrected Reading (dBuV/m)	Average Limit (dBuV/m)	Margin (dB)	Peak Limit (dBuV/m)	PK Margin (dB)	Azimuth (Degs)	Height (cm)	Polarity
2	* 5.381	38.59	Pk	35.1	-19.1	0	54.59	-	-	74	-19.41	351	112	V
6	* 5.444	29.5	RMS	35.2	-19.4	.1	45.4	54	-8.6	-	-	351	112	V
1	* 5.46	37.02	Pk	35.3	-19.6	0	52.72	-	-	74	-21.28	351	112	V
5	* 5.46	28.07	RMS	35.3	-19.6	.1	43.87	54	-10.13	-	-	351	112	V
3	5.47	38.53	Pk	35.3	-19.6	0	54.23	-	-	68.2	-13.97	351	112	V
4	5.47	41.49	Pk	35.3	-19.7	0	57.09	-	-	68.2	-11.11	351	112	V
7	5.47	30.9	RMS	35.3	-19.6	.1	46.7	-	-	-	-	351	112	V
8	5.47	31.93	RMS	35.3	-19.7	.1	47.63	-	-	-	-	351	112	V

\* - indicates frequency in CFR47 Pt 15 Restricted Band

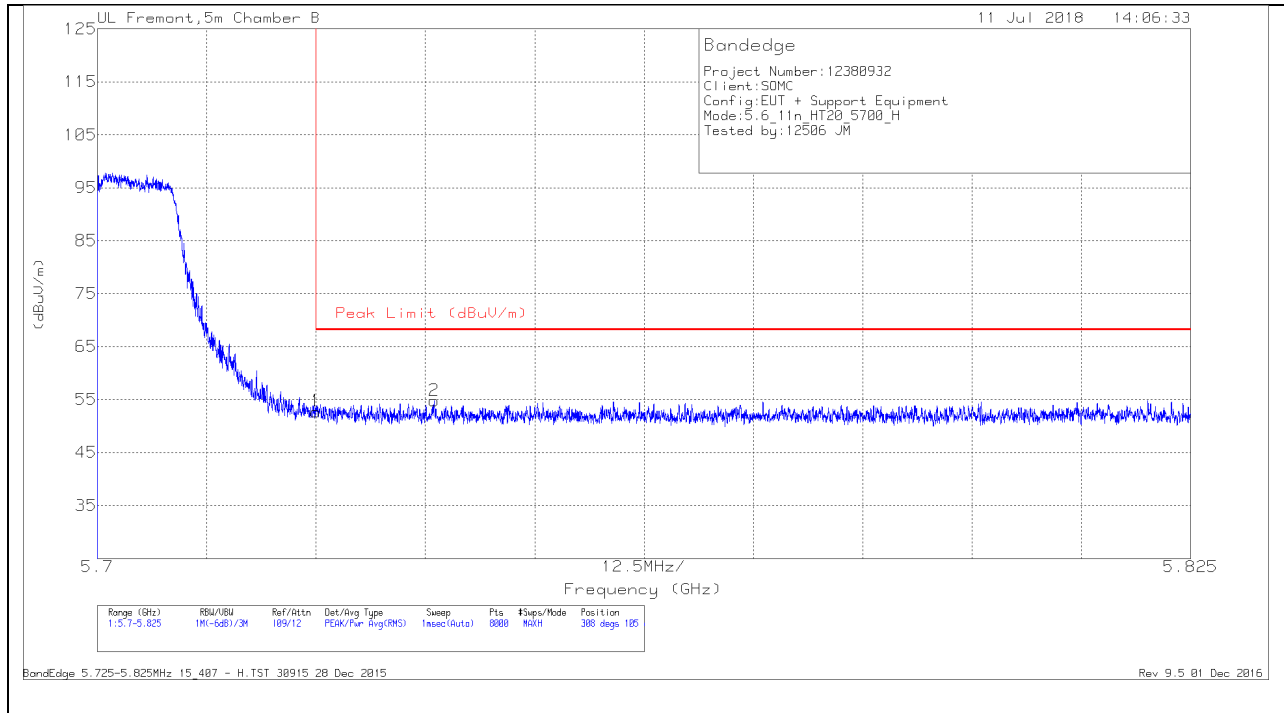
Pk - Peak detector

RMS - RMS detection



**BANDEDGE (HIGH CHANNEL)**

**HORIZONTAL RESULT**

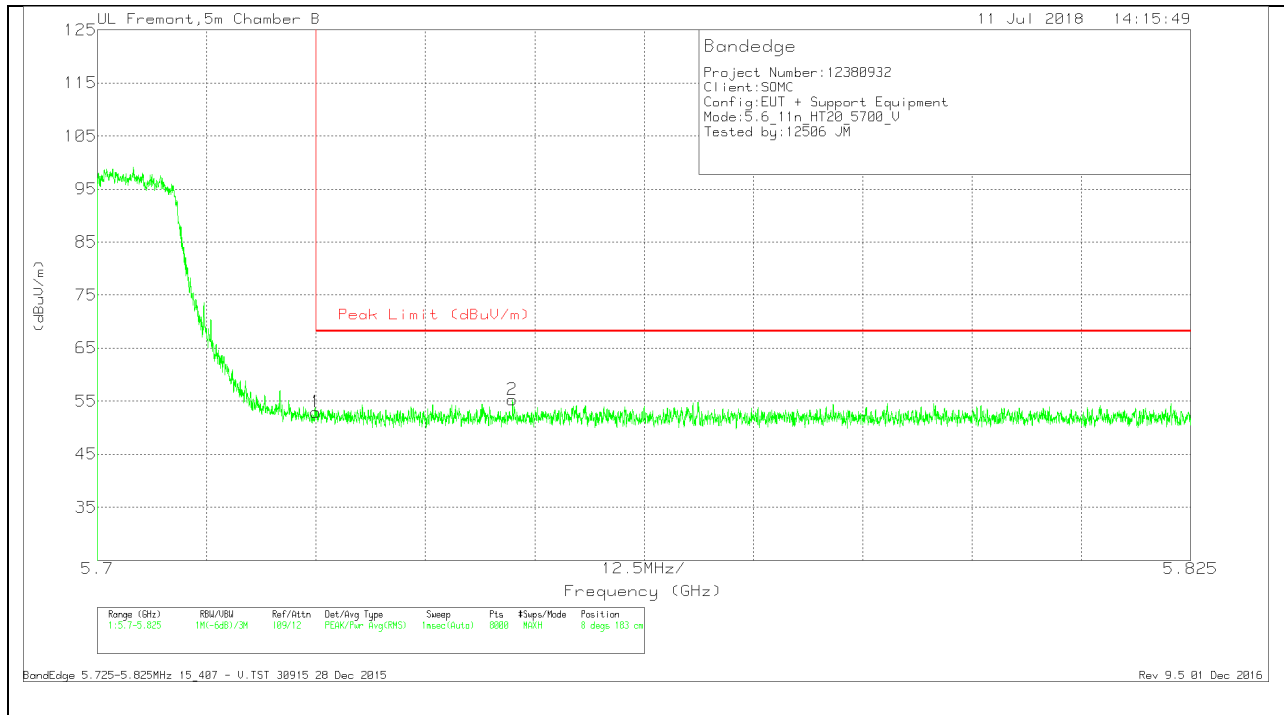


**Trace Markers**

Marker	Frequency (GHz)	Meter Reading (dBuV)	Det	AFT863 (dB/m)	Amp/Cbl/Filtr/Pad (dB)	DC Corr (dB)	Corrected Reading (dBuV/m)	Peak Limit (dBuV/m)	PK Margin (dB)	Azimuth (Degs)	Height (cm)	Polarity
1	5.725	37.26	Pk	35.5	-20	0	52.76	68.2	-15.44	308	105	H
2	5.739	39.38	Pk	35.5	-20.1	0	54.78	68.2	-13.42	308	105	H

Pk - Peak detector

### VERTICAL RESULT



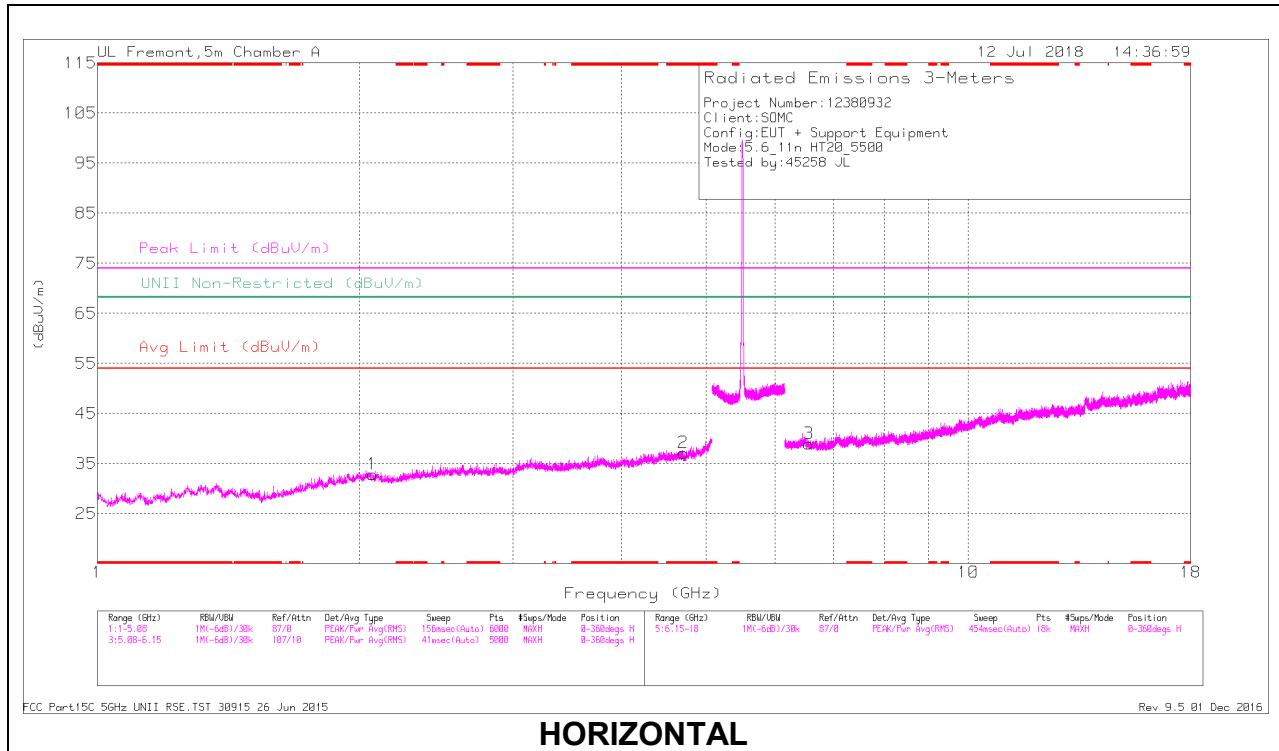
#### Trace Markers

Marker	Frequency (GHz)	Meter Reading (dBuV)	Det	AF T863 (dB/m)	Amp/Cbl/Filtr/Pad (dB)	Corrected Reading (dBuV/m)	Peak Limit (dBuV/m)	PK Margin (dB)	Azimuth (Degs)	Height (cm)	Polarity
1	5.725	37.49	Pk	35.5	-20	52.99	68.2	-15.21	8	183	V
2	5.747	39.91	Pk	35.5	-20.1	55.31	68.2	-12.89	8	183	V

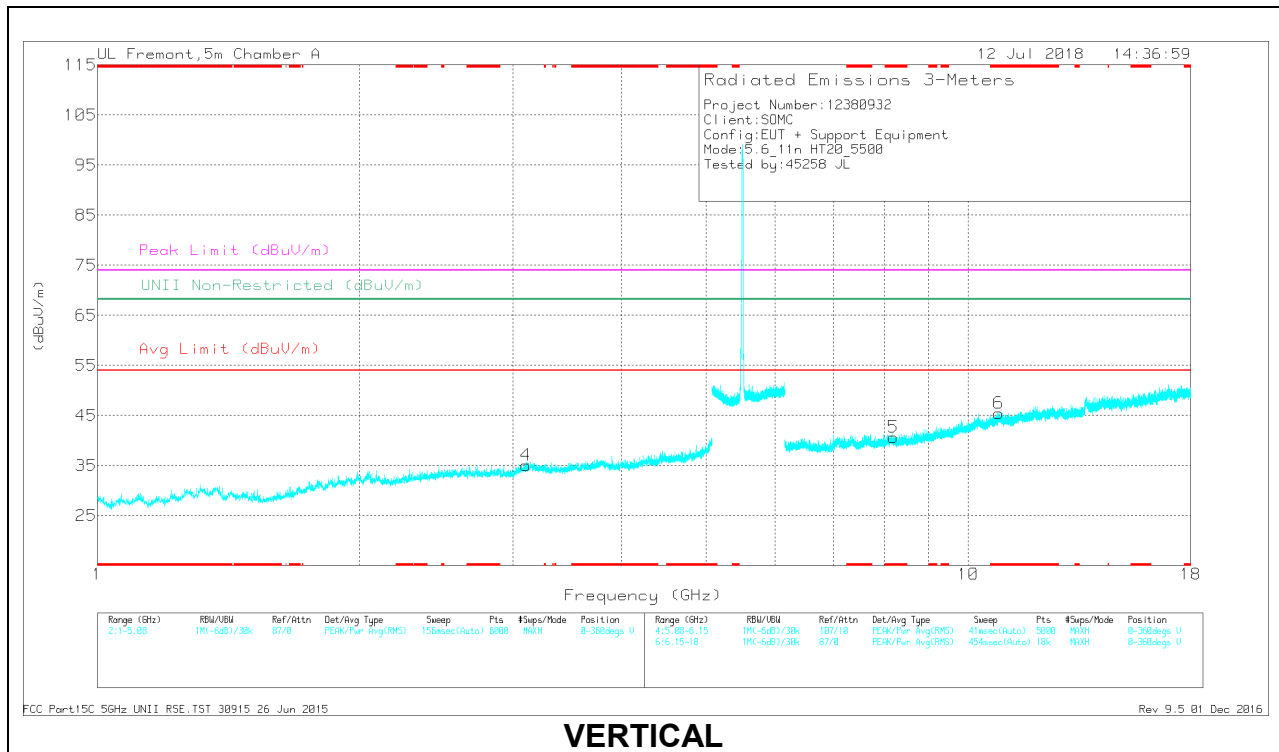
Pk - Peak detector

**HARMONICS AND SPURIOUS EMISSIONS**

**LOW CHANNEL RESULTS**



**HORIZONTAL**



**VERTICAL**

### RADIATED EMISSIONS

#### Radiated Emissions

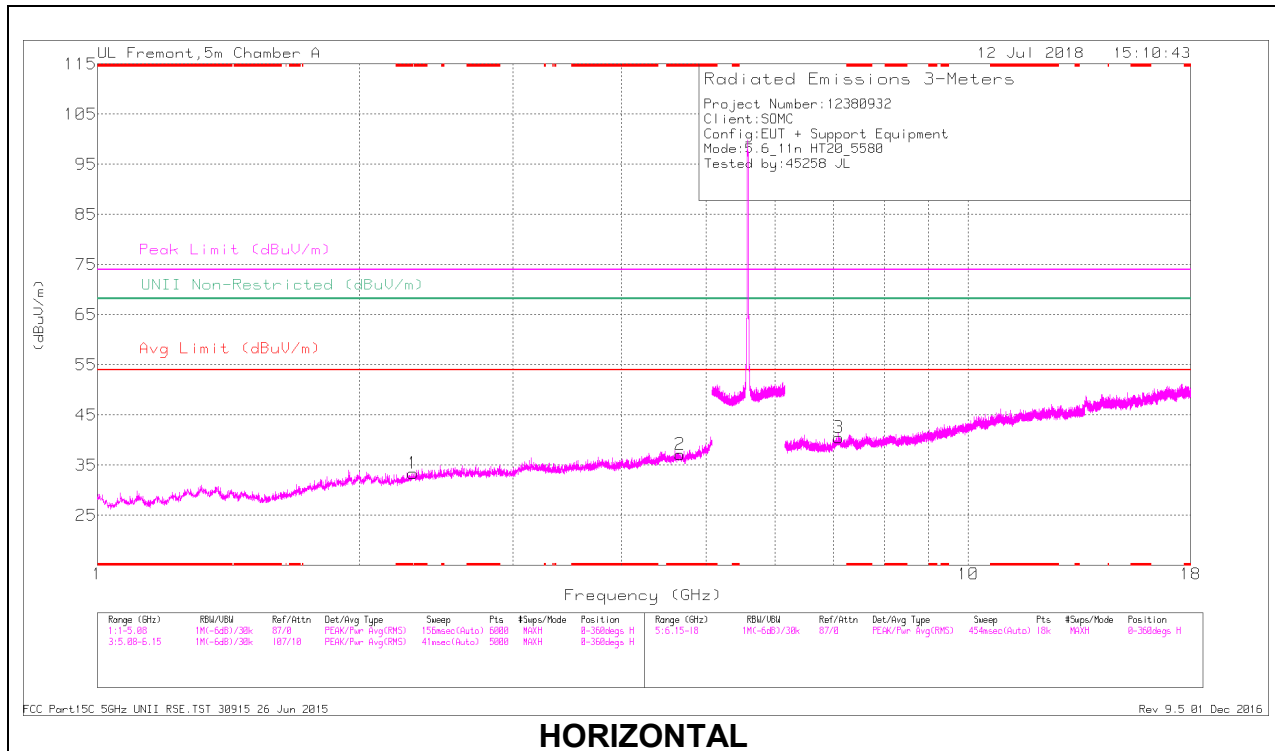
Marker	Frequency (GHz)	Meter Reading (dBuV)	Det	AF T345 (dB/m)	Amp/Cb/Fltr/Pad (dB)	DC Corr (dB)	Corrected Reading (dBuV/m)	Avg Limit (dBuV/m)	Margin (dB)	Peak Limit (dBuV/m)	PK Margin (dB)	UNII Non-Restricted (dBuV/m)	PK Margin (dB)	Azimuth (Degs)	Height (cm)	Polarity
2	* 4.705	36.41	PK-U	33.9	-26.9	0	43.41	-	-	74	-30.59	-	-	323	163	H
	* 4.704	25.39	ADR	33.9	-26.9	.1	32.49	54	-21.51	-	-	-	-	323	163	H
5	* 8.2	32.88	PK-U	35.8	-21.7	0	46.98	-	-	74	-27.02	-	-	292	190	V
	* 8.198	21.8	ADR	35.8	-21.6	.1	36.1	54	-17.9	-	-	-	-	292	190	V
6	* 10.834	32.79	PK-U	37.9	-18.5	0	52.19	-	-	74	-21.81	-	-	242	211	V
	* 10.834	20.9	ADR	37.9	-18.5	.1	40.4	54	-13.6	-	-	-	-	242	211	V
1	2.067	37.94	PK-U	31.3	-30.2	0	39.04	-	-	-	-	68.2	-29.16	189	236	H
4	3.104	37.03	PK-U	32.9	-28.4	0	41.53	-	-	-	-	68.2	-26.67	145	210	V
3	6.555	34.59	PK-U	35.6	-24.1	0	46.09	-	-	-	-	68.2	-22.11	80	184	H

\* - indicates frequency in CFR47 Pt 15 Restricted Band

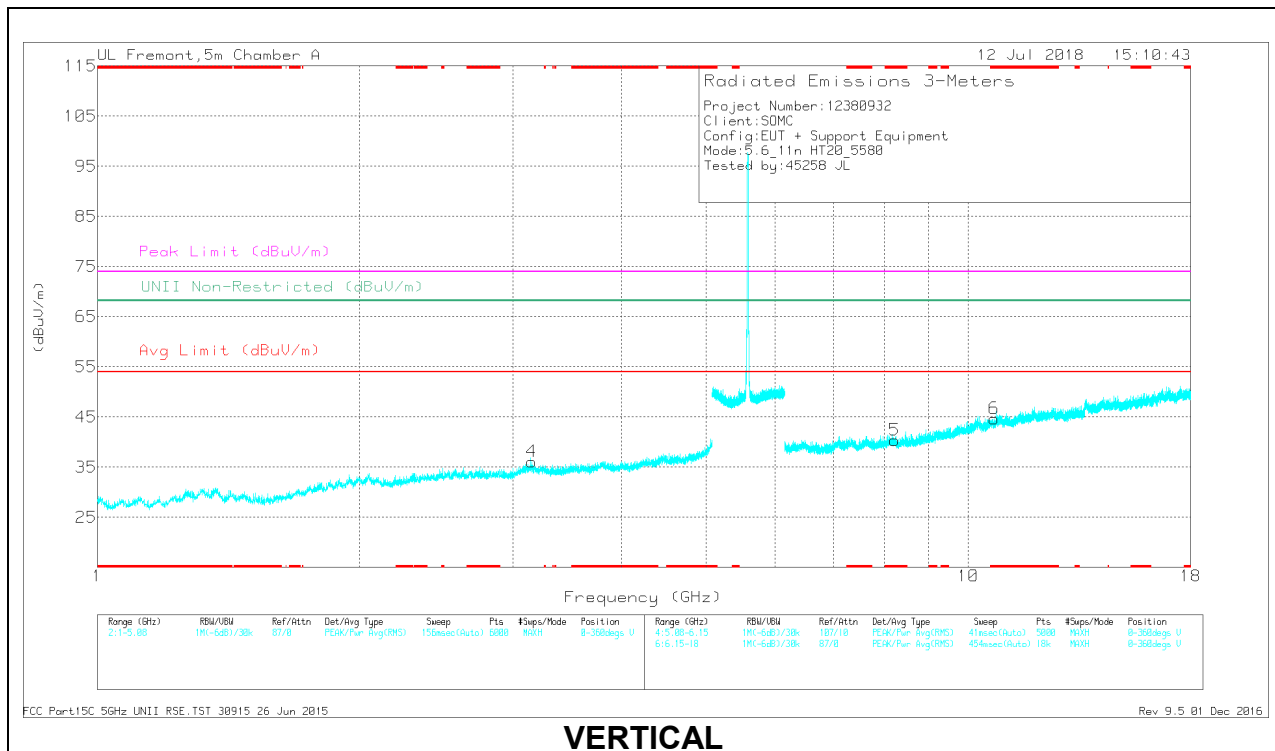
PK-U - U-NII: Maximum Peak

ADR - U-NII AD primary method, RMS average

### MID CHANNEL RESULTS



**HORIZONTAL**



**VERTICAL**

**RADIATED EMISSIONS**

Radiated Emissions

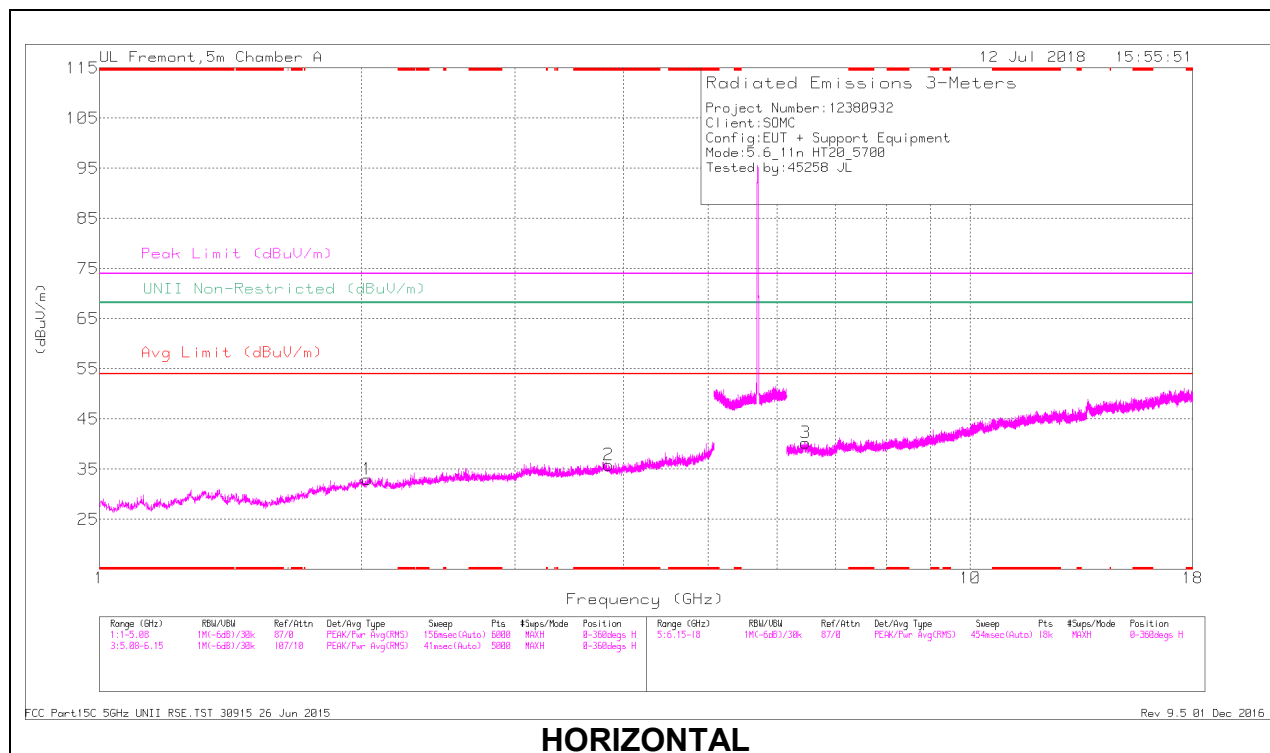
Marker	Frequency (GHz)	Meter Reading (dBuV)	Det	AF T345 (dB/m)	Amp/Cbl/Filtr/Pad (dB)	DC Corr (dB)	Corrected Reading (dBuV/m)	Avg Limit (dBuV/m)	Margin (dB)	Peak Limit (dBuV/m)	PK Margin (dB)	UNII Non-Restricted (dBuV/m)	PK Margin (dB)	Azimuth (Degs)	Height (cm)	Polarity
2	* 4.663	36.12	PK-U	34	-26.2	0	43.92	-	-	74	-30.08	-	-	77	223	H
	* 4.664	24.84	ADR	34	-26.2	.1	32.74	54	-21.26	-	-	-	-	77	223	H
5	* 8.229	32.44	PK-U	35.8	-21.8	0	46.44	-	-	74	-27.56	-	-	135	243	V
	* 8.226	22.09	ADR	35.8	-21.8	.1	36.19	54	-17.81	-	-	-	-	135	243	V
6	* 10.703	32.11	PK-U	37.8	-19.4	0	50.51	-	-	74	-23.49	-	-	176	213	V
	* 10.705	21.27	ADR	37.8	-19.4	.1	39.77	54	-14.23	-	-	-	-	176	213	V
1	2.305	38.38	PK-U	31.5	-30.1	0	39.78	-	-	-	-	68.2	-28.42	267	168	H
4	3.157	37.05	PK-U	32.9	-28.4	0	41.55	-	-	-	-	68.2	-26.65	306	211	V
3	7.096	33.66	PK-U	35.7	-22.2	0	47.16	-	-	-	-	68.2	-21.04	333	230	H

\* - indicates frequency in CFR47 Pt 15 Restricted Band

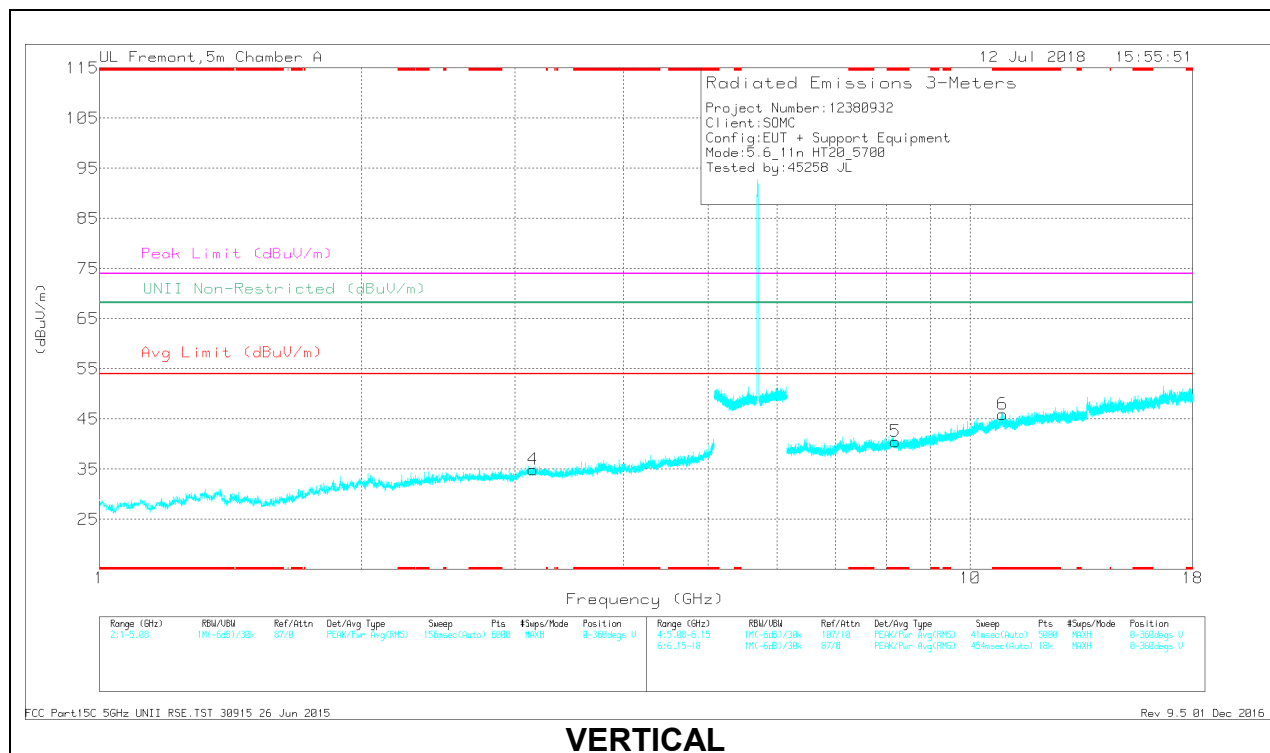
PK-U - U-NII: Maximum Peak

ADR - U-NII AD primary method, RMS average

### HIGH CHANNEL RESULTS



**HORIZONTAL**



**VERTICAL**

**RADIATED EMISSIONS**

Radiated Emissions

Marker	Frequency (GHz)	Meter Reading (dBuV)	Det	AF T345 (dB/m)	Amp/Cbl/Filtr/Pad (dB)	DC Corr (dB)	Corrected Reading (dBuV/m)	Avg Limit (dBuV/m)	Margin (dB)	Peak Limit (dBuV/m)	PK Margin (dB)	UNII Non-Restricted (dBuV/m)	PK Margin (dB)	Azimuth (Degs)	Height (cm)	Polarity
2	* 3.846	37.15	PK-U	33	-28	0	42.15	-	-	74	-31.85	-	-	350	153	H
	* 3.845	26.24	ADR	33	-28	.1	31.34	54	-22.66	-	-	-	-	350	153	H
5	* 8.205	33.02	PK-U	35.8	-21.7	0	47.12	-	-	74	-26.88	-	-	312	174	V
	* 8.202	21.77	ADR	35.8	-21.7	.1	35.97	54	-18.03	-	-	-	-	312	174	V
6	* 10.889	31.03	PK-U	37.9	-18.3	0	50.63	-	-	74	-23.37	-	-	276	191	V
	* 10.889	20.8	ADR	37.9	-18.3	.1	40.5	54	-13.5	-	-	-	-	276	191	V
1	2.031	38.2	PK-U	31.4	-30.1	0	39.5	-	-	-	-	68.2	-28.7	238	214	H
4	3.148	38	PK-U	32.8	-28.4	0	42.4	-	-	-	-	68.2	-25.8	180	244	V
3	6.471	33.89	PK-U	35.7	-23.2	0	46.39	-	-	-	-	68.2	-21.81	189	190	H

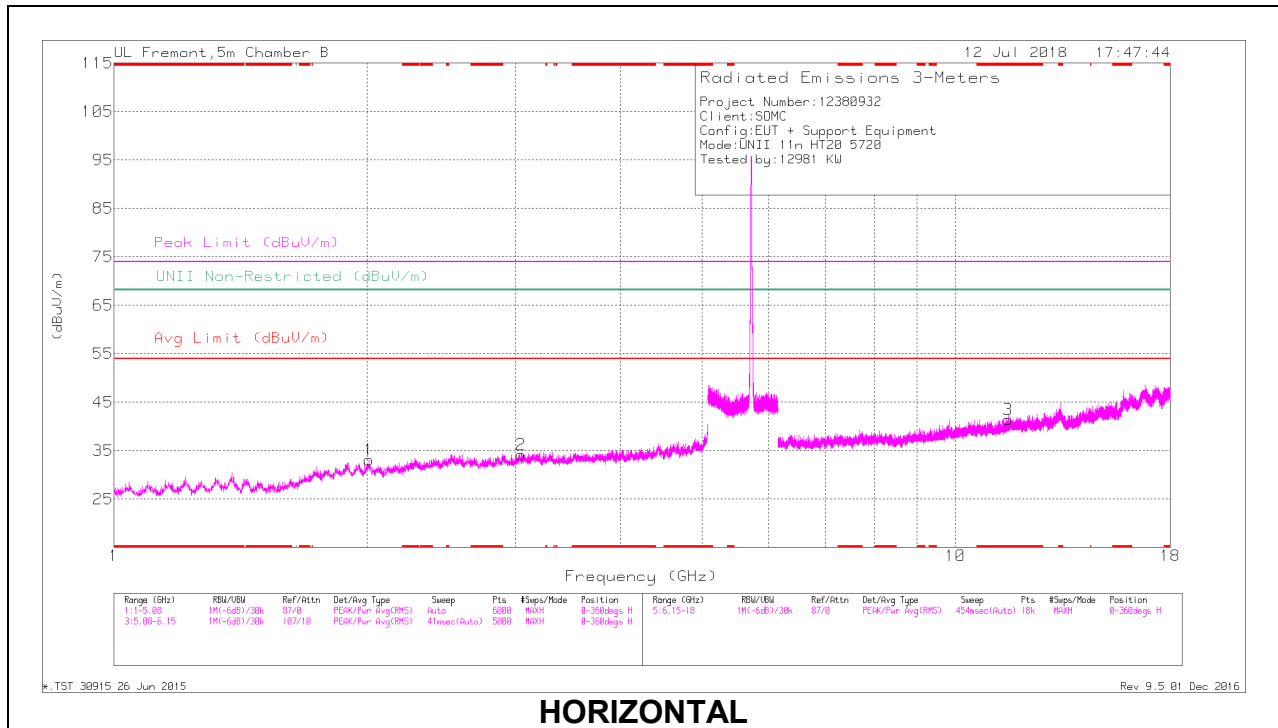
\* - indicates frequency in CFR47 Pt 15 Restricted Band

PK-U - U-NII: Maximum Peak

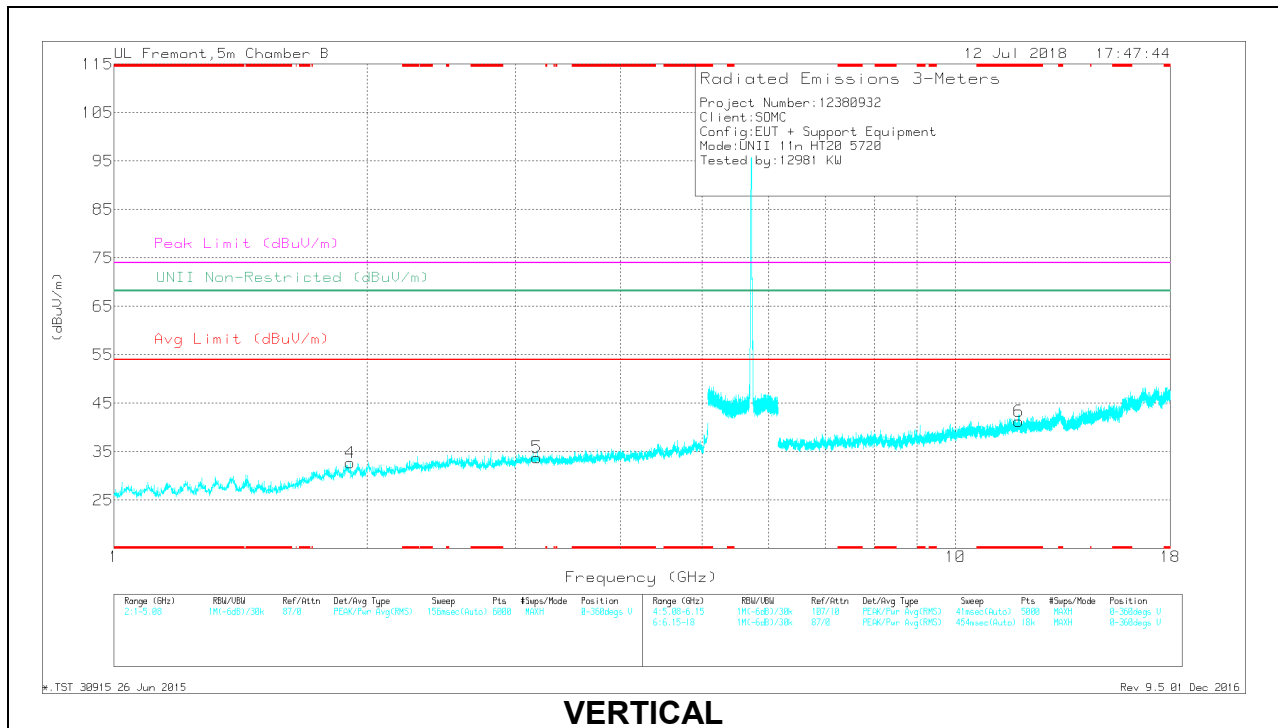
ADR - U-NII AD primary method, RMS average



### CHANNEL 144 RESULTS



**HORIZONTAL**



**VERTICAL**

**RADIATED EMISSIONS**

Radiated Emissions

Marker	Frequency (GHz)	Meter Reading (dBuV)	Det	AF T345 (dB/m)	Amp/Cb/Fltr/Pad (dB)	DC Corr (dB)	Corrected Reading (dBuV/m)	Avg Limit (dBuV/m)	Margin (dB)	Peak Limit (dBuV/m)	PK Margin (dB)	UNII Non-Restricted (dBuV/m)	PK Margin (dB)	Azimuth (Degs)	Height (cm)	Polarity
3	* 11.545	33.38	PK-U	38.5	-24.1	0	47.78	-	-	74	-26.22	-	-	123	141	H
	* 11.544	21.19	ADR	38.5	-24.1	.1	35.69	54	-18.31	-	-	-	-	123	141	H
6	* 11.885	33.86	PK-U	38.9	-24.1	0	48.66	-	-	74	-25.34	-	-	185	193	V
	* 11.889	21.51	ADR	38.9	-24.2	.1	36.31	54	-17.69	-	-	-	-	185	193	V
4	1.908	40.44	PK-U	31	-33.4	0	38.04	-	-	-	-	68.2	-30.16	155	218	V
1	2.009	41.07	PK-U	30.9	-32.5	0	39.47	-	-	-	-	68.2	-28.73	226	173	H
2	3.043	39.64	PK-U	33	-32.1	0	40.54	-	-	-	-	68.2	-27.66	226	125	H
5	3.18	39.68	PK-U	33.1	-31.6	0	41.18	-	-	-	-	68.2	-27.02	192	168	V

\* - indicates frequency in CFR47 Pt 15 Restricted Band

PK-U - U-NII: Maximum Peak

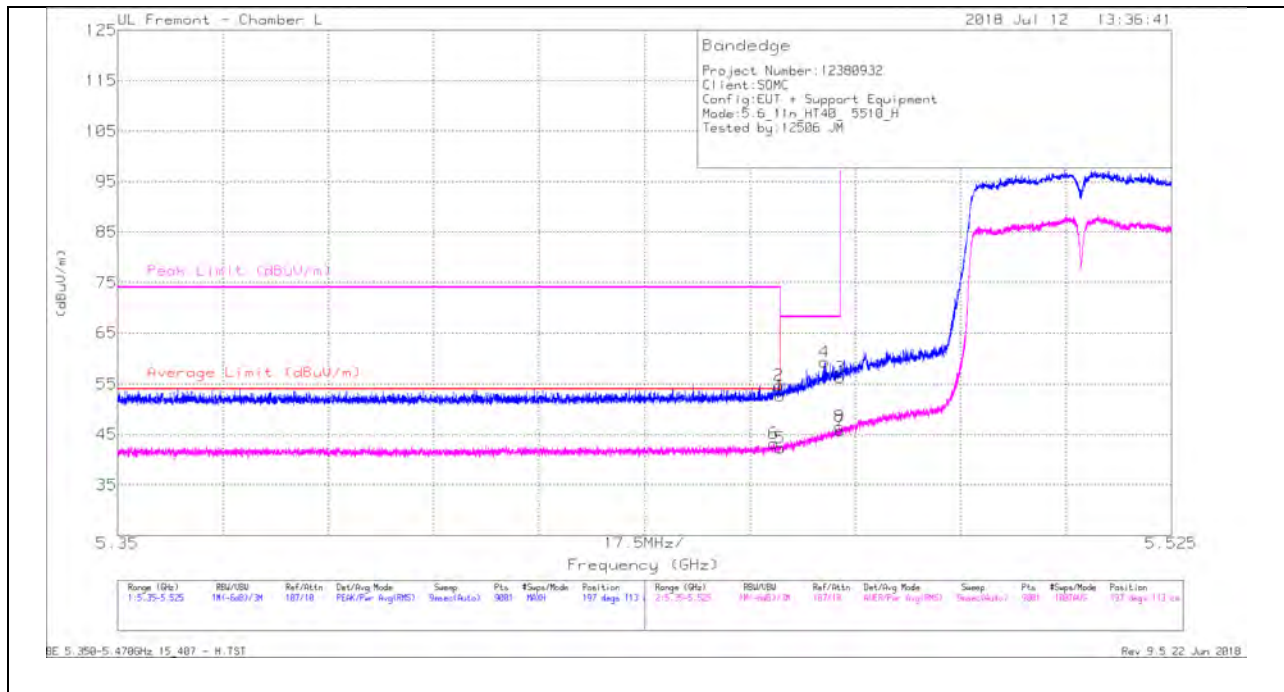
ADR - U-NII AD primary method, RMS average

**9.1.11. TX ABOVE 1 GHz 802.11n HT40 MODE IN THE 5.6 GHz BAND**

**2TX Antenna 1 + Antenna 2 CDD MODE**

**BANDEDGE (LOW CHANNEL)**

**HORIZONTAL RESULT**



**Trace Markers**

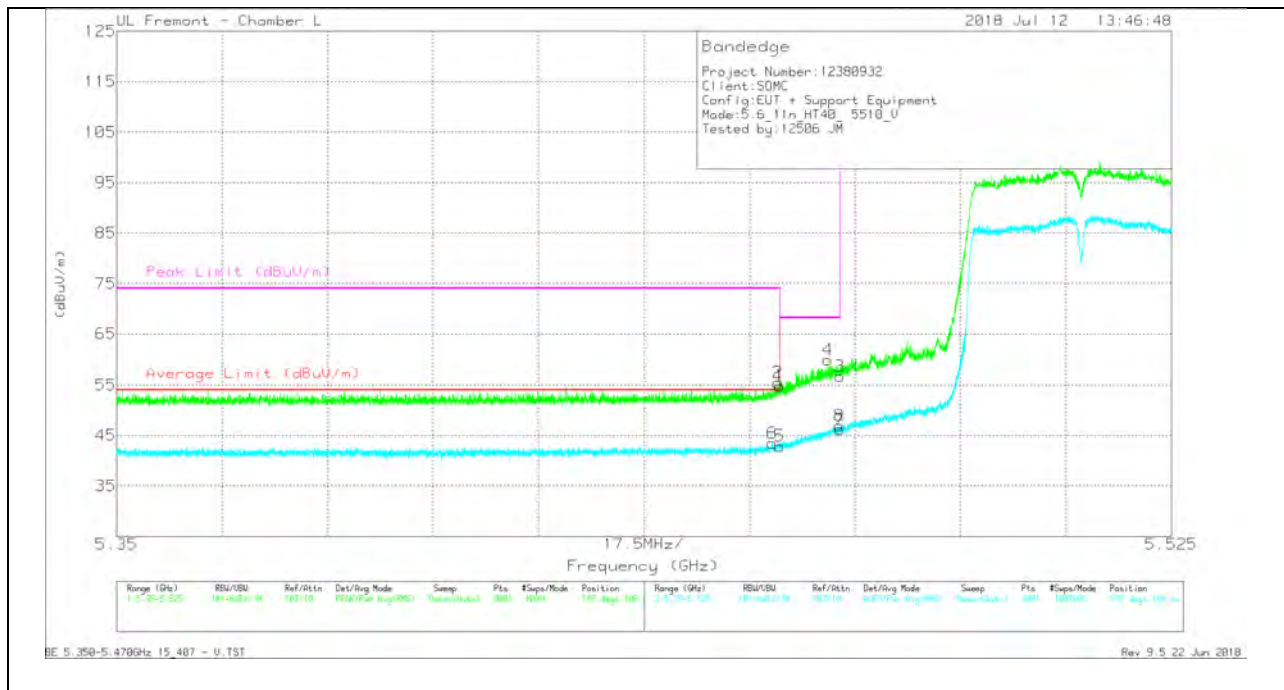
Marker	Frequency (GHz)	Meter Reading (dBuV)	Det	AF EMC4294 (dB/m)	Amp/Cb/Filtr/Pad (dB)	DC Corr (dB)	Corrected Reading (dBuV/m)	Average Limit (dBuV/m)	Margin (dB)	Peak Limit (dBuV/m)	PK Margin (dB)	Azimuth (Degs)	Height (cm)	Polarity
1	* 5.46	36.69	Pk	34.5	-18.5	0	52.69	-	-	74	-21.31	197	113	H
2	* 5.46	38.79	Pk	34.5	-18.5	0	54.79	-	-	74	-19.21	197	113	H
3	5.47	40.28	Pk	34.5	-18.5	0	56.28	-	-	68.2	-11.92	197	113	H
4	5.467	43.41	Pk	34.5	-18.5	0	59.41	-	-	68.2	-8.79	197	113	H
5	* 5.46	26.08	RMS	34.5	-18.5	.28	42.36	54	-11.64	-	-	197	113	H
6	* 5.459	26.9	RMS	34.5	-18.5	.28	43.18	54	-10.82	-	-	197	113	H
7	5.47	29.41	RMS	34.5	-18.5	.28	45.69	-	-	-	-	197	113	H
8	5.47	30.24	RMS	34.5	-18.5	.28	46.52	-	-	-	-	197	113	H

\* - indicates frequency in CFR47 Pt 15 Restricted Band

Pk - Peak detector

RMS - RMS detection

### VERTICAL RESULT



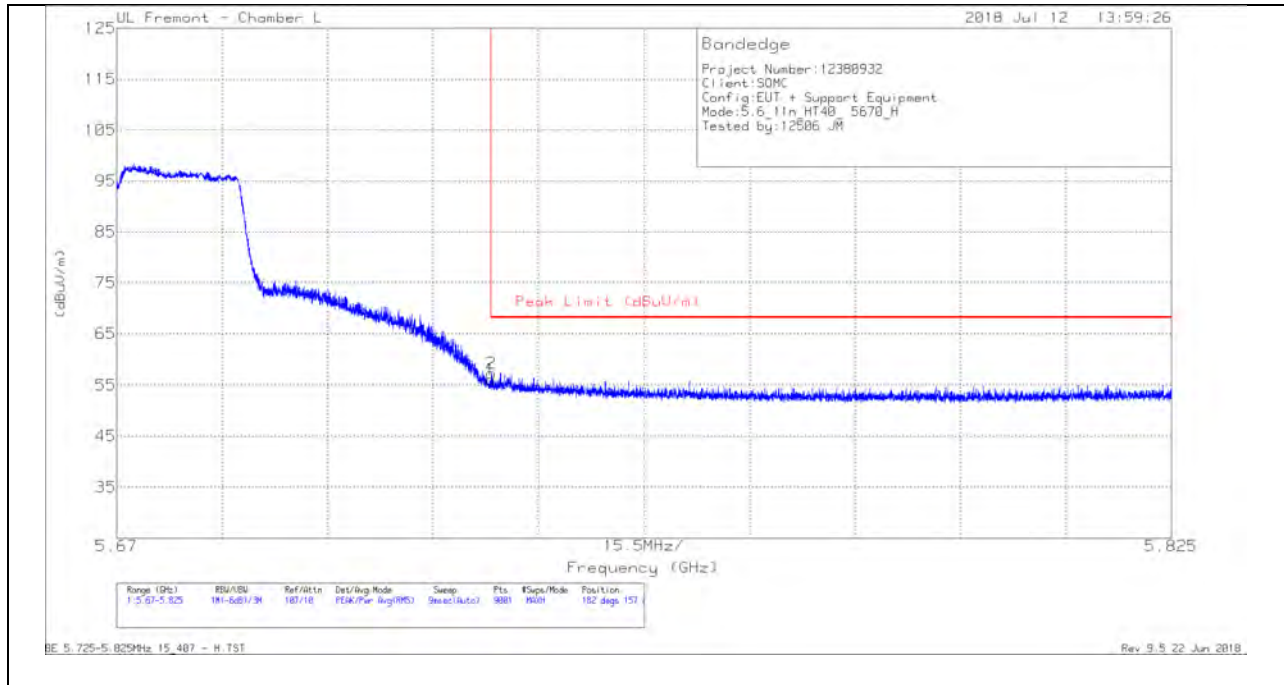
### Trace Markers

Marker	Frequency (GHz)	Meter Reading (dBuV)	Det	AF EMC4294 (dB/m)	Amp/Cb/Filtr/Pad (dB)	DC Corr (dB)	Corrected Reading (dBuV/m)	Average Limit (dBuV/m)	Margin (dB)	Peak Limit (dBuV/m)	PK Margin (dB)	Azimuth (Degs)	Height (cm)	Polarity
1	* 5.46	38.82	Pk	34.5	-18.5	0	54.82	-	-	74	-19.18	195	108	V
2	* 5.46	39.45	Pk	34.5	-18.5	0	55.45	-	-	74	-18.55	195	108	V
3	5.47	40.76	Pk	34.5	-18.5	0	56.76	-	-	68.2	-11.44	195	108	V
4	5.468	43.92	Pk	34.5	-18.5	0	59.92	-	-	68.2	-8.28	195	108	V
5	* 5.46	26.62	RMS	34.5	-18.5	.28	42.9	54	-11.1	-	-	195	108	V
6	* 5.459	27.19	RMS	34.5	-18.5	.28	43.47	54	-10.53	-	-	195	108	V
7	5.47	29.94	RMS	34.5	-18.5	.28	46.22	-	-	-	-	195	108	V
8	5.47	30.68	RMS	34.5	-18.5	.28	46.96	-	-	-	-	195	108	V

\* - indicates frequency in CFR47 Pt 15 Restricted Band  
 Pk - Peak detector  
 RMS - RMS detection

**BANDEDGE (HIGH CHANNEL)**

**HORIZONTAL RESULT**

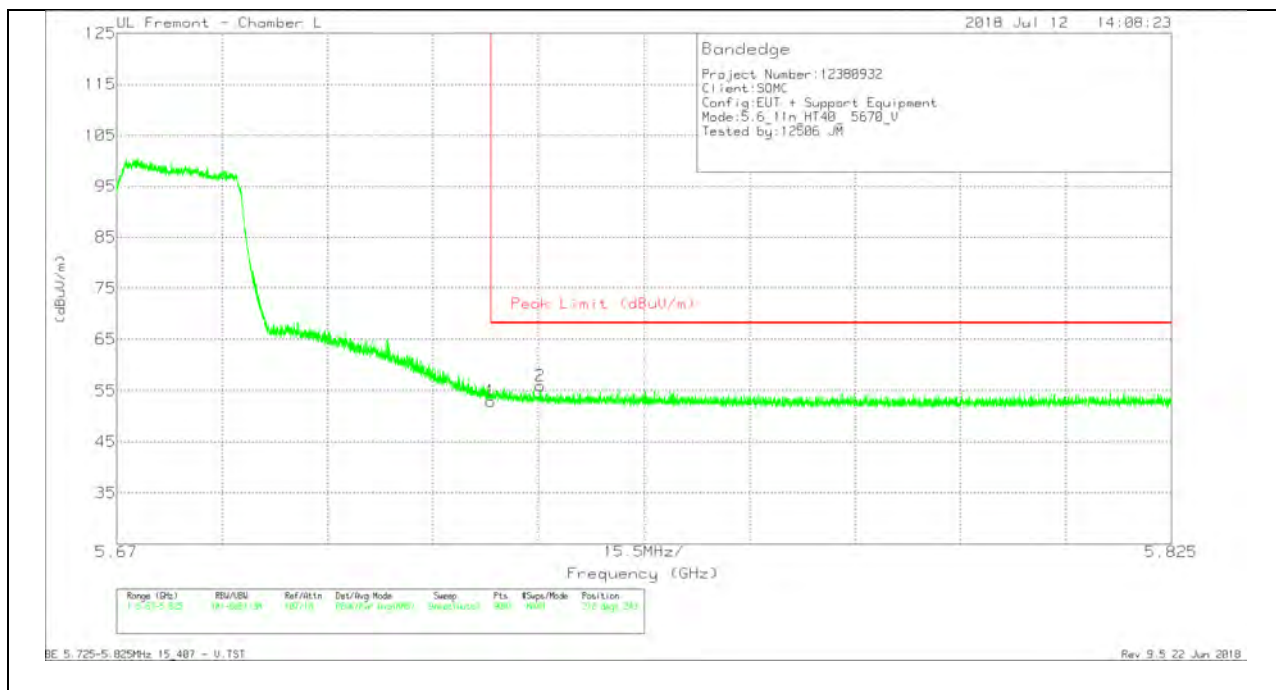


**Trace Markers**

Marker	Frequency (GHz)	Meter Reading (dBuV)	Det	AF EMC4294 (dB/m)	Amp/Cbl/Filtr/Pad (dB)	DC Corr (dB)	Corrected Reading (dBuV/m)	Peak Limit (dBuV/m)	PK Margin (dB)	Azimuth (Degs)	Height (cm)	Polarity
1	5.725	39.65	Pk	34.9	-18.4	0	56.15	68.2	-12.05	182	157	H
2	5.725	40.9	Pk	34.9	-18.4	0	57.4	68.2	-10.8	182	157	H

Pk - Peak detector

### VERTICAL RESULT



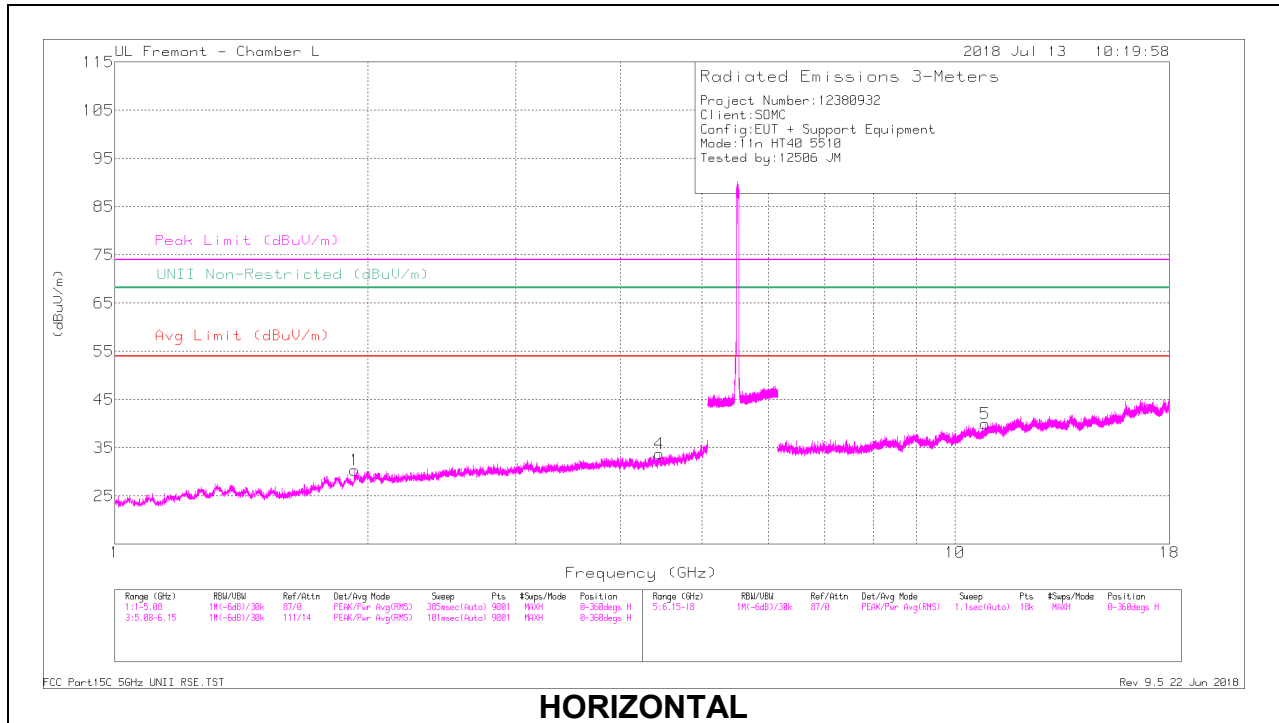
#### Trace Markers

Marker	Frequency (GHz)	Meter Reading (dBuV)	Det	AF EMC4294 (dB/m)	Amp/Cbl/Filtr/Pad (dB)	DC Corr (dB)	Corrected Reading (dBuV/m)	Peak Limit (dBuV/m)	PK Margin (dB)	Azimuth (Degs)	Height (cm)	Polarity
1	5.725	36.5	Pk	34.9	-18.4	0	53	68.2	-15.2	212	243	V
2	5.732	39.44	Pk	35	-18.4	0	56.04	68.2	-12.16	212	243	V

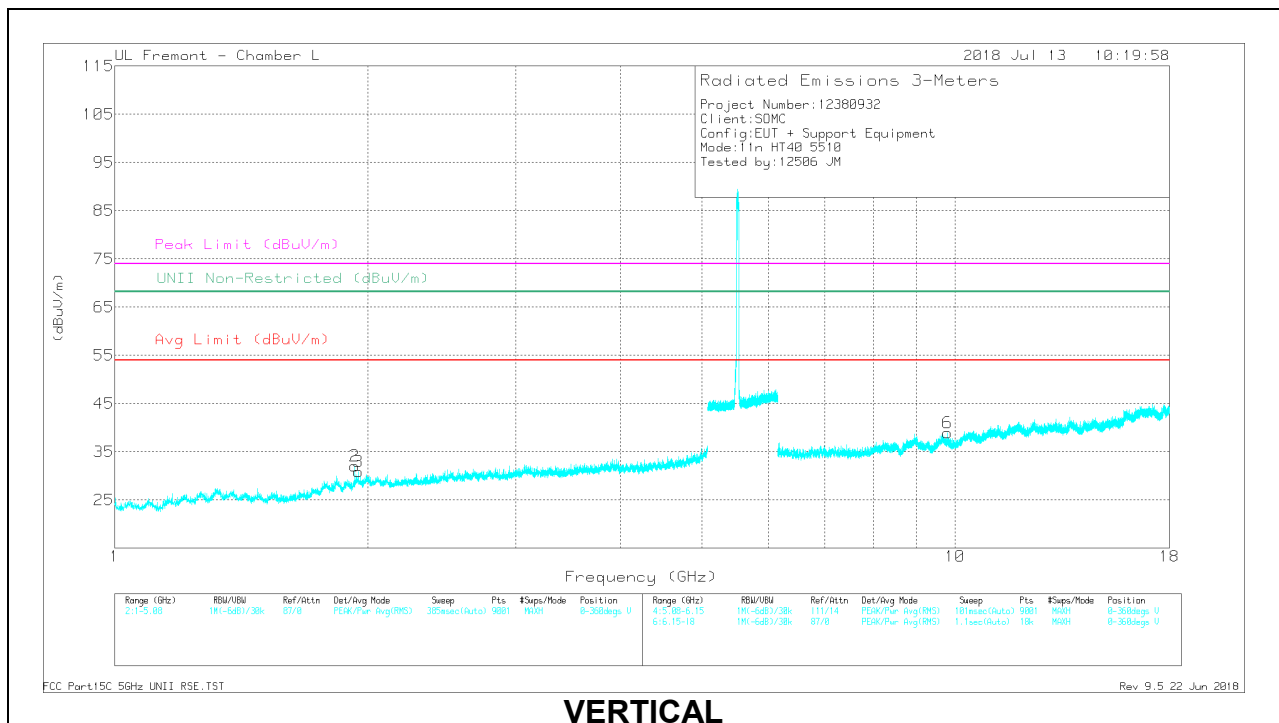
Pk - Peak detector

## HARMONICS AND SPURIOUS EMISSIONS

### LOW CHANNEL RESULTS



**HORIZONTAL**



**VERTICAL**

**RADIATED EMISSIONS**

Radiated Emissions

Marker	Frequency (GHz)	Meter Reading (dBuV)	Det	AF EMC4294 (dB/m)	Amp/Cb/Filtr/Pad (dB)	DC Corr (dB)	Corrected Reading (dBuV/m)	Avg Limit (dBuV/m)	Margin (dB)	Peak Limit (dBuV/m)	PK Margin (dB)	UNII Non-Restricted (dBuV/m)	PK Margin (dB)	Azimuth (Degs)	Height (cm)	Polarity
1	1.93	39.14	PK-U	31.3	-33.5	0	36.94	-	-	-	-	68.2	-31.26	139	151	H
4	4.447	34.46	PK-U	33.6	-29.1	0	38.96	-	-	-	-	68.2	-29.24	151	131	H
2	1.931	38.04	PK-U	31.3	-33.5	0	35.84	-	-	-	-	68.2	-32.36	168	118	V
3	1.951	37.45	PK-U	31.5	-33.1	0	35.85	-	-	-	-	68.2	-32.35	209	153	V
5	* 10.863	26.64	PK-U	37.7	-21	0	43.34	-	-	74	-30.66	-	-	187	214	H
	* 10.864	19.01	ADR	37.7	-21	.28	35.99	54	-18.01	-	-	-	-	187	214	H
6	9.805	28.45	PK-U	37	-21.3	0	44.15	-	-	-	-	68.2	-24.05	216	161	V

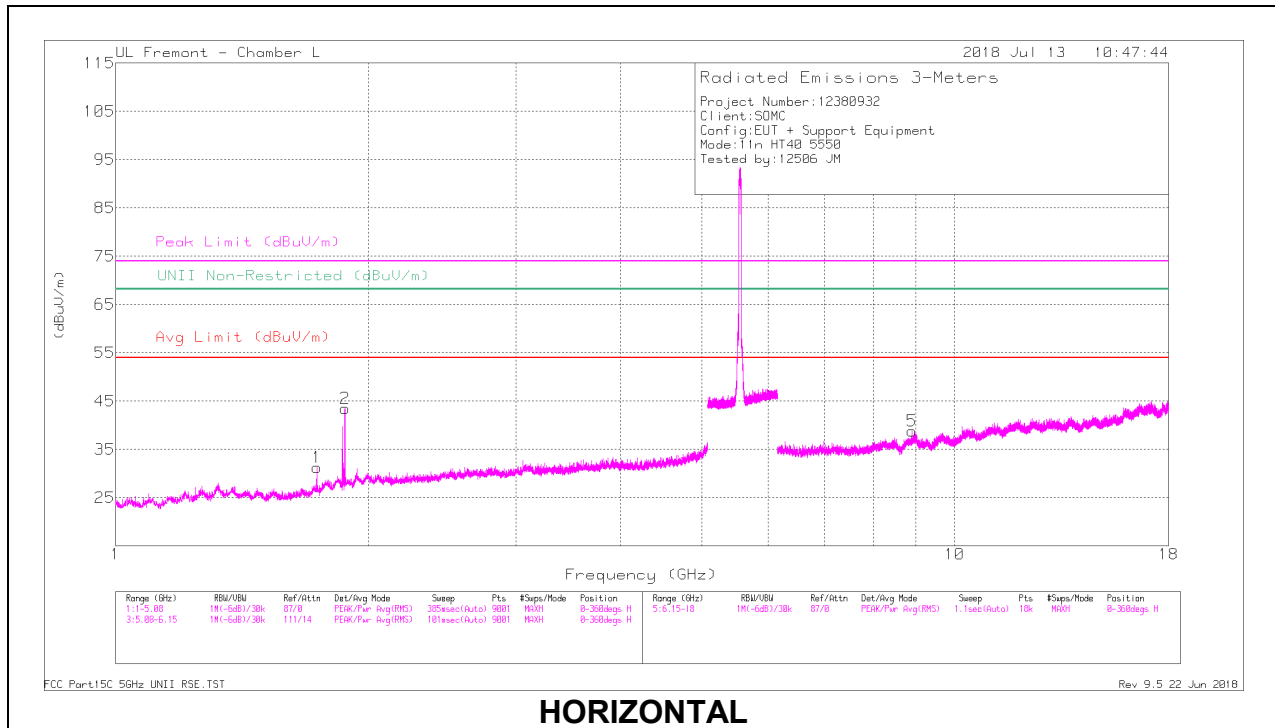
\* - indicates frequency in CFR47 Pt 15 Restricted Band

PK-U - U-NII: Maximum Peak

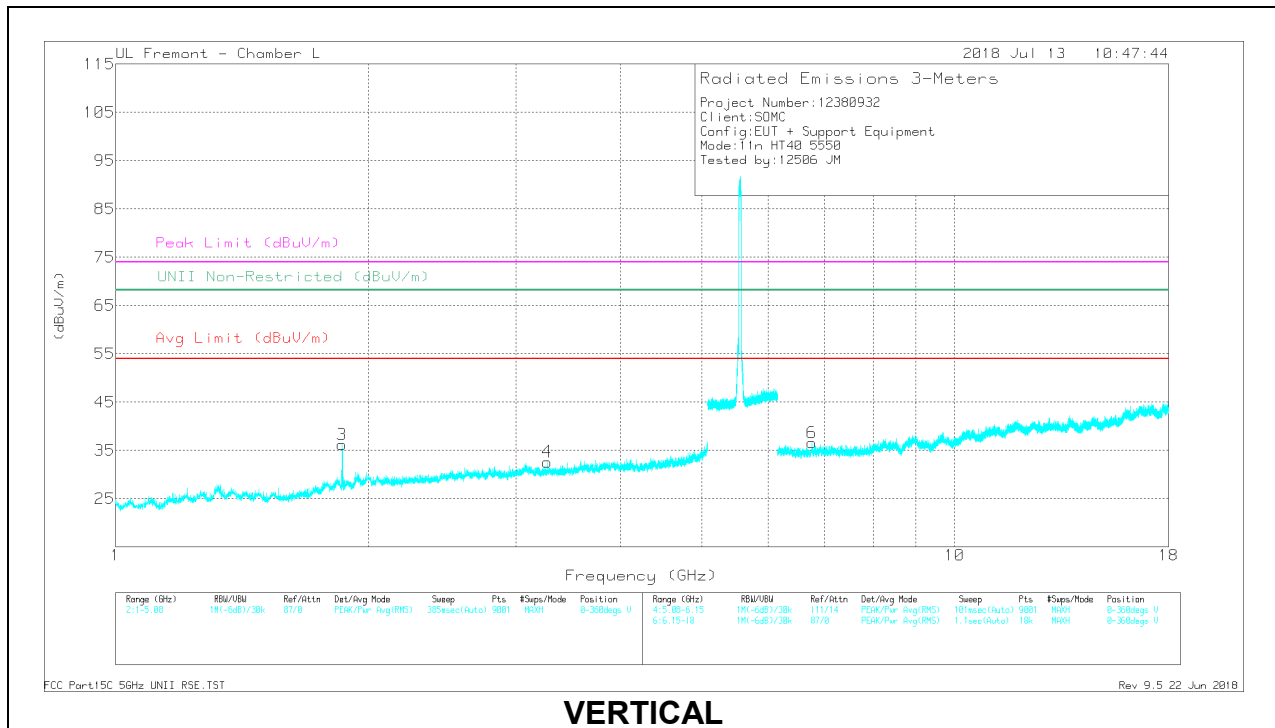
ADR - U-NII AD primary method, RMS average



### MID CHANNEL RESULTS



### HORIZONTAL



### VERTICAL

**RADIATED EMISSIONS**

Radiated Emissions

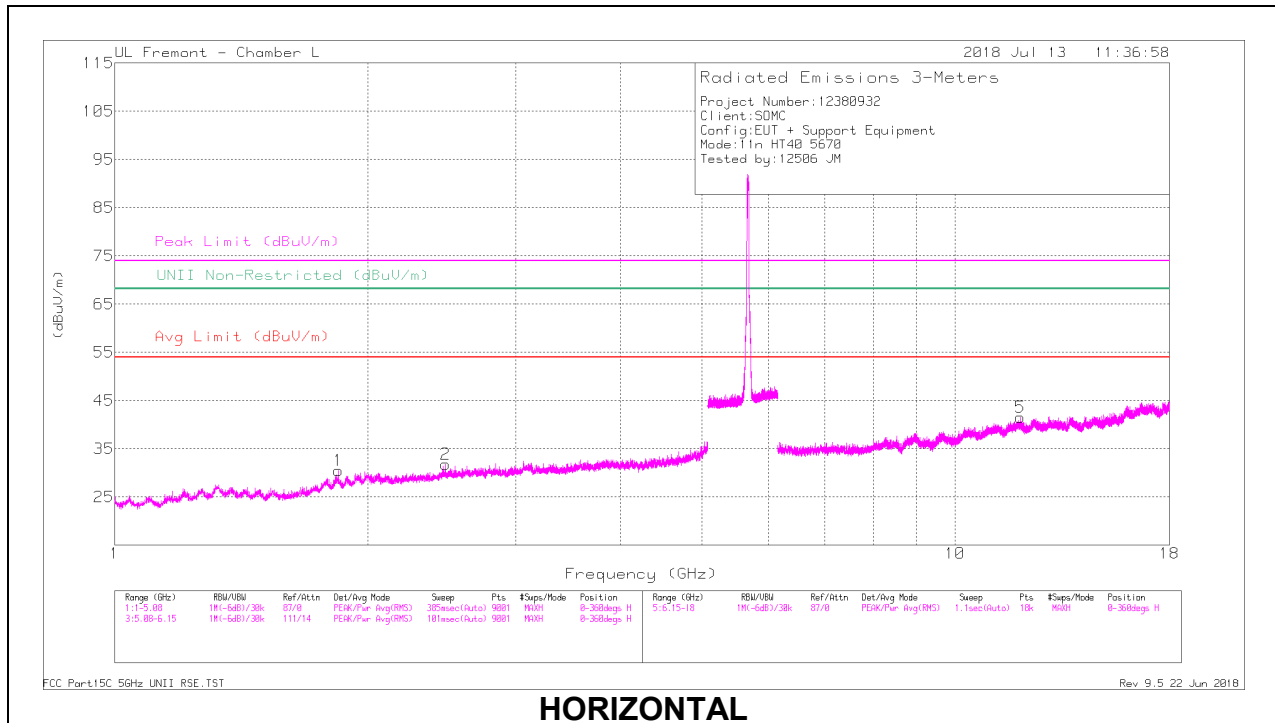
Marker	Frequency (GHz)	Meter Reading (dBuV)	Det	AF EMC4294 (dB/m)	Amp/Cb/Filtr/Pad (dB)	DC Corr (dB)	Corrected Reading (dBuV/m)	Avg Limit (dBuV/m)	Margin (dB)	Peak Limit (dBuV/m)	PK Margin (dB)	UNII Non-Restricted (dBuV/m)	PK Margin (dB)	Azimuth (Degs)	Height (cm)	Polarity
1	1.738	48.33	PK-U	29.5	-33.7	0	44.13	-	-	-	-	68.2	-24.07	30	102	H
2	1.874	37.88	PK-U	30.9	-33.7	0	35.08	-	-	-	-	68.2	-33.12	158	166	H
3	1.861	37.39	PK-U	30.9	-33.5	0	34.79	-	-	-	-	68.2	-33.41	314	188	V
4	3.271	36.15	PK-U	32.9	-31.4	0	37.65	-	-	-	-	68.2	-30.55	288	187	V
5	8.901	29.26	PK-U	36.2	-23.2	0	42.26	-	-	-	-	68.2	-25.94	343	156	H
6	6.758	32.64	PK-U	35.7	-25.5	0	42.84	-	-	-	-	68.2	-25.36	339	143	V

\* - indicates frequency in CFR47 Pt 15 Restricted Band

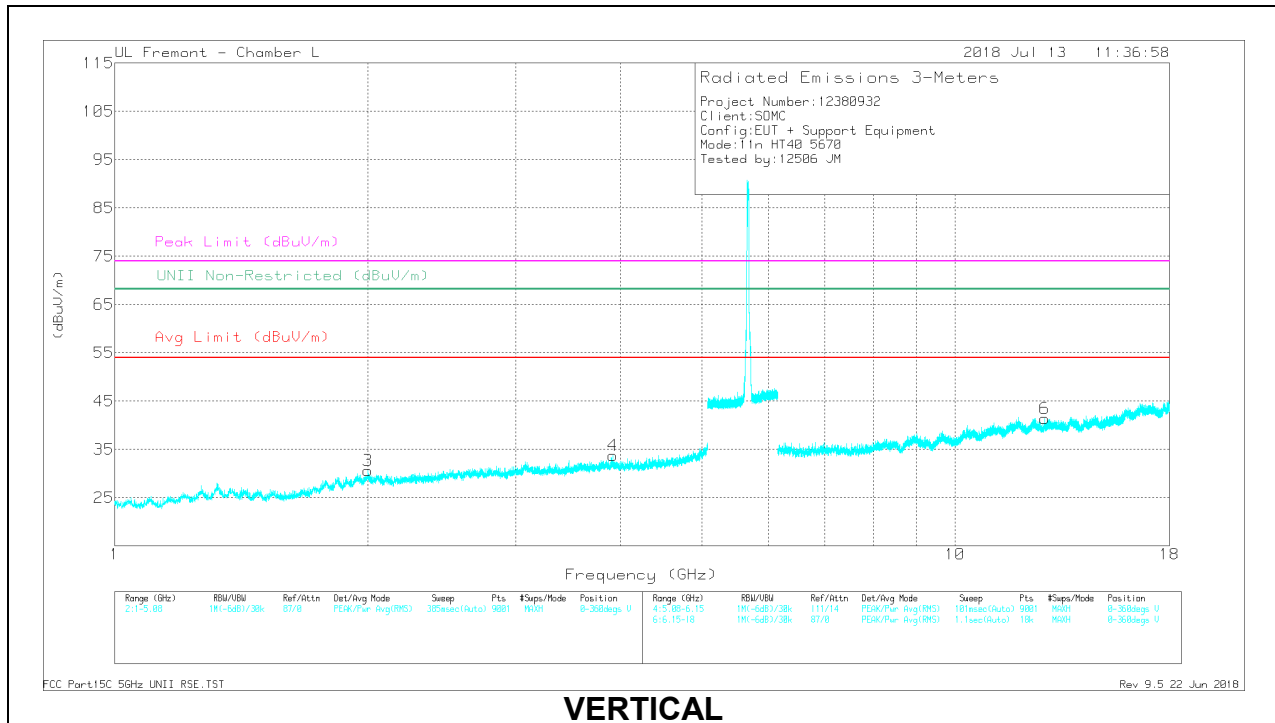
PK-U - U-NII: Maximum Peak

ADR - U-NII AD primary method, RMS average

### HIGH CHANNEL RESULTS



**HORIZONTAL**



**VERTICAL**

**RADIATED EMISSIONS**

Radiated Emissions

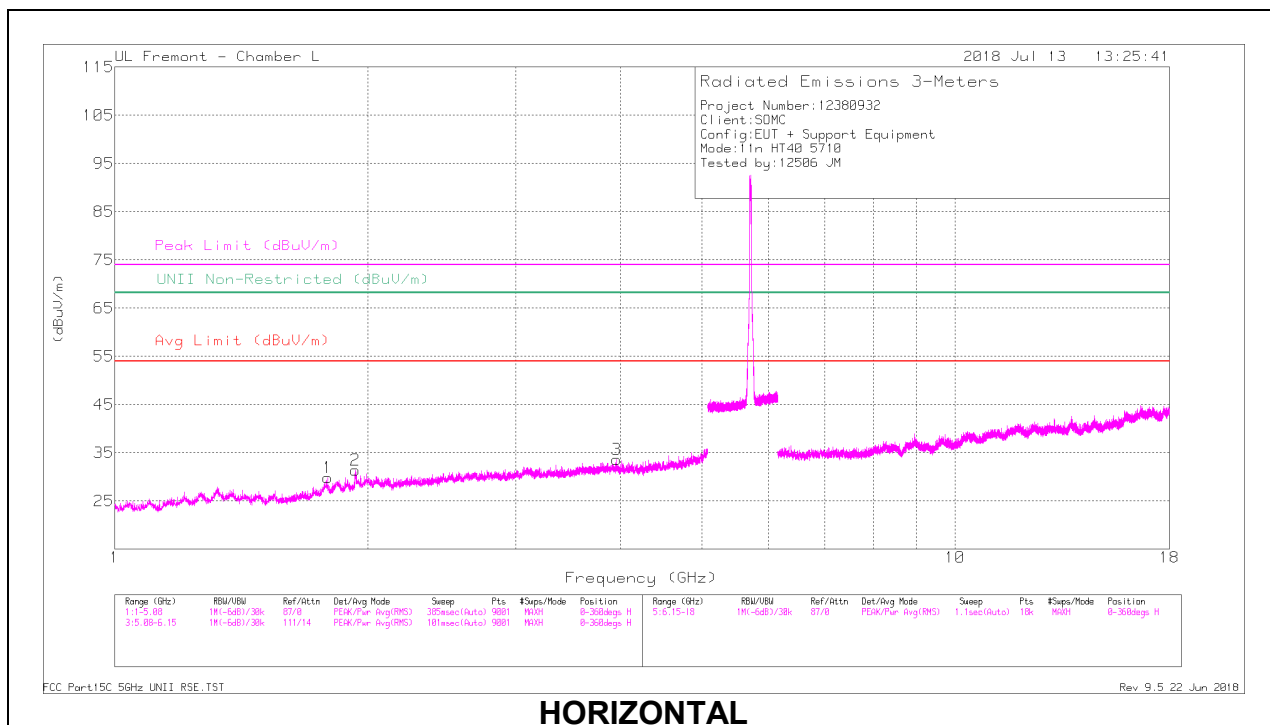
Marker	Frequency (GHz)	Meter Reading (dBuV)	Det	AF EMC4294 (dB/m)	Amp/Cb/Filtr/Pad (dB)	DC Corr (dB)	Corrected Reading (dBuV/m)	Avg Limit (dBuV/m)	Margin (dB)	Peak Limit (dBuV/m)	PK Margin (dB)	UNII Non-Restricted (dBuV/m)	PK Margin (dB)	Azimuth (Degs)	Height (cm)	Polarity
1	1.845	38.75	PK-U	30.8	-33.3	0	36.25	-	-	-	-	68.2	-31.95	90	140	H
2	2.476	38.47	PK-U	32.3	-32.5	0	38.27	-	-	-	-	68.2	-29.93	266	313	H
3	1.999	38.55	PK-U	31.7	-33	0	37.25	-	-	-	-	68.2	-30.95	275	297	V
4	* 3.917	34.79	PK-U	33.6	-29.3	0	39.09	-	-	74	-34.91	-	-	273	264	V
	* 3.915	25.6	ADR	33.6	-29.3	.28	30.18	54	-23.82	-	-	-	-	273	264	V
5	* 11.964	28.38	PK-U	38.7	-20.6	0	46.48	-	-	74	-27.52	-	-	257	182	H
	* 11.968	20.02	ADR	38.7	-20.6	.28	38.4	54	-15.6	-	-	-	-	257	182	H
6	12.789	29.23	PK-U	39.1	-21.3	0	47.03	-	-	-	-	68.2	-21.17	306	283	V

\* - indicates frequency in CFR47 Pt 15 Restricted Band

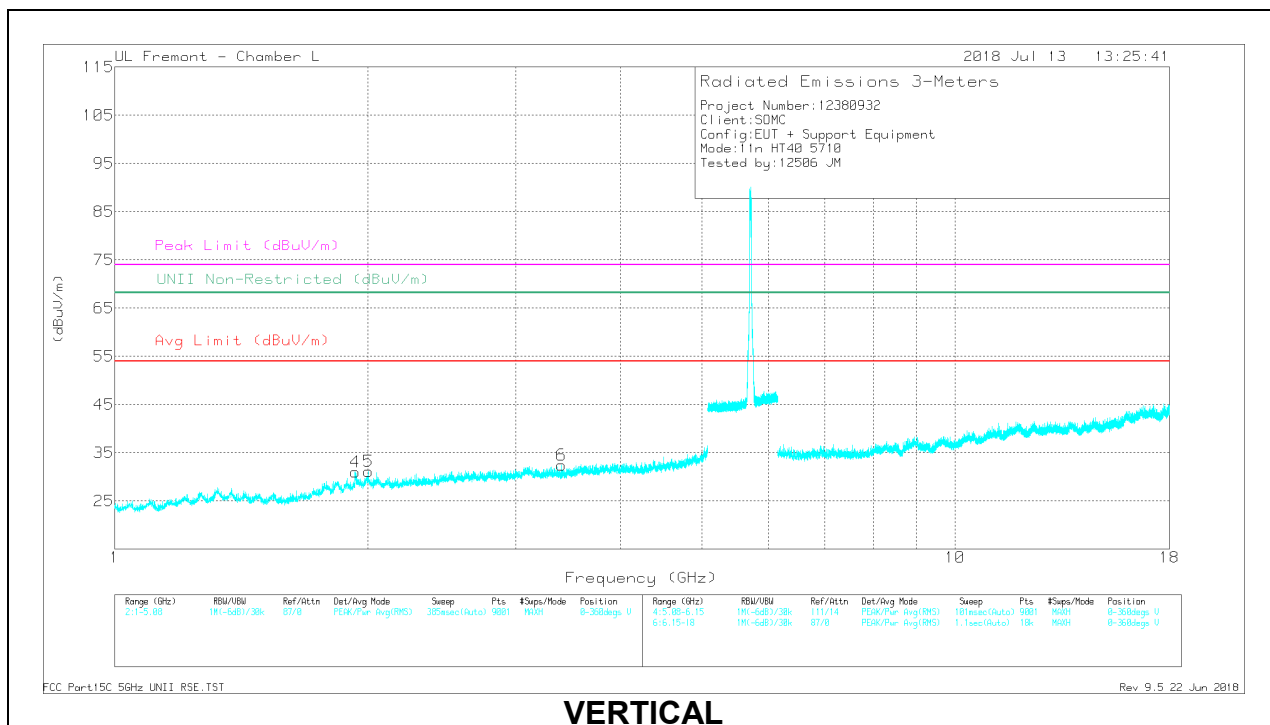
PK-U - U-NII: Maximum Peak

ADR - U-NII AD primary method, RMS average

### CHANNEL 142 RESULTS



### HORIZONTAL



### VERTICAL

**RADIATED EMISSIONS**

Radiated Emissions

Marker	Frequency (GHz)	Meter Reading (dBuV)	Det	AF EMC4294 (dB/m)	Amp/Cb/Filtr/Pad (dB)	DC Corr (dB)	Corrected Reading (dBuV/m)	Avg Limit (dBuV/m)	Margin (dB)	Peak Limit (dBuV/m)	PK Margin (dB)	UNII Non-Restricted (dBuV/m)	PK Margin (dB)	Azimuth (Degs)	Height (cm)	Polarity
1	1.793	40.99	PK-U	30.3	-33	0	38.29	-	-	-	-	68.2	-29.91	240	280	H
2	1.934	37.34	PK-U	31.3	-33.5	0	35.14	-	-	-	-	68.2	-33.06	269	262	H
3	* 3.954	36.03	PK-U	33.6	-29.9	0	39.73	-	-	74	-34.27	-	-	334	283	H
	* 3.953	26.65	ADR	33.6	-29.8	.28	30.73	54	-23.27	-	-	-	-	334	283	H
4	1.932	39.58	PK-U	31.3	-33.5	0	37.38	-	-	-	-	68.2	-30.82	159	226	V
5	2.003	38.02	PK-U	31.7	-32.9	0	36.82	-	-	-	-	68.2	-31.38	118	176	V
6	3.402	34.76	PK-U	32.8	-31	0	36.56	-	-	-	-	68.2	-31.64	104	136	V

\* - indicates frequency in CFR47 Pt 15 Restricted Band

PK-U - U-NII: Maximum Peak

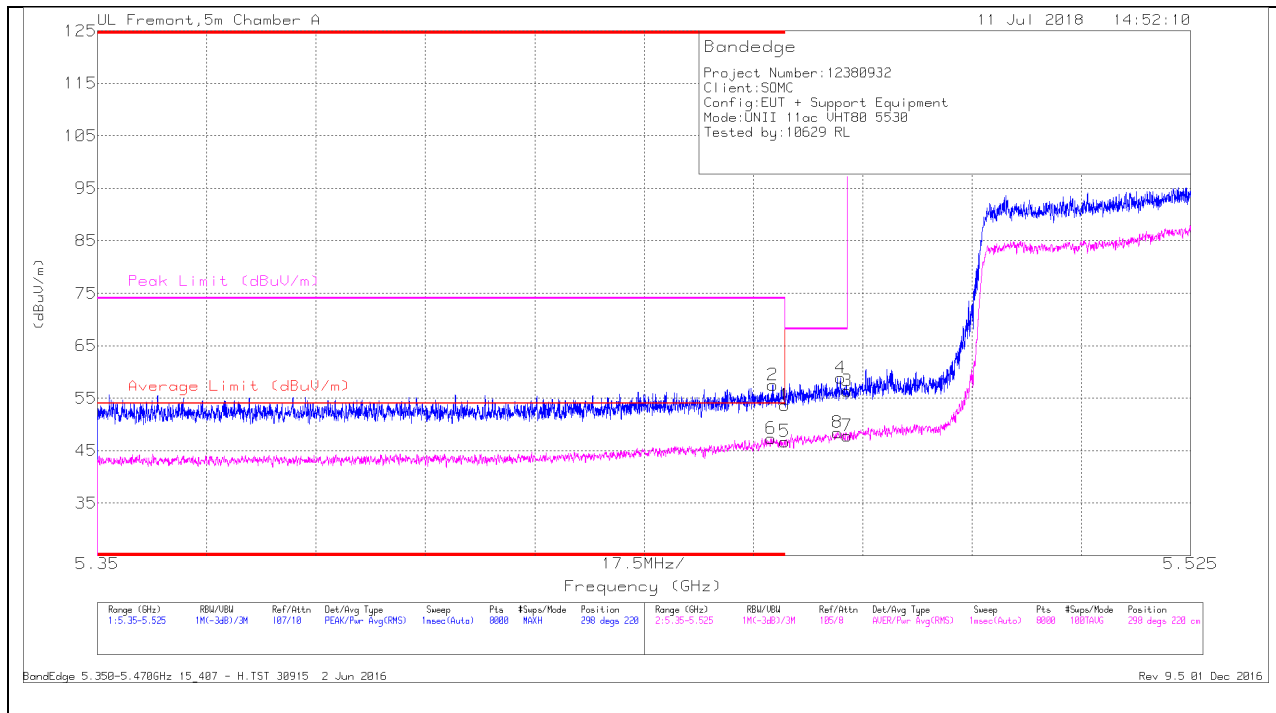
ADR - U-NII AD primary method, RMS average

**9.1.12. TX ABOVE 1 GHz 802.11ac VHT80 MODE IN THE 5.6 GHz BAND**

**2TX Antenna 1 + Antenna 2 CDD MODE**

**BANDEDGE (LOW CHANNEL)**

**HORIZONTAL RESULT**



**Trace Markers**

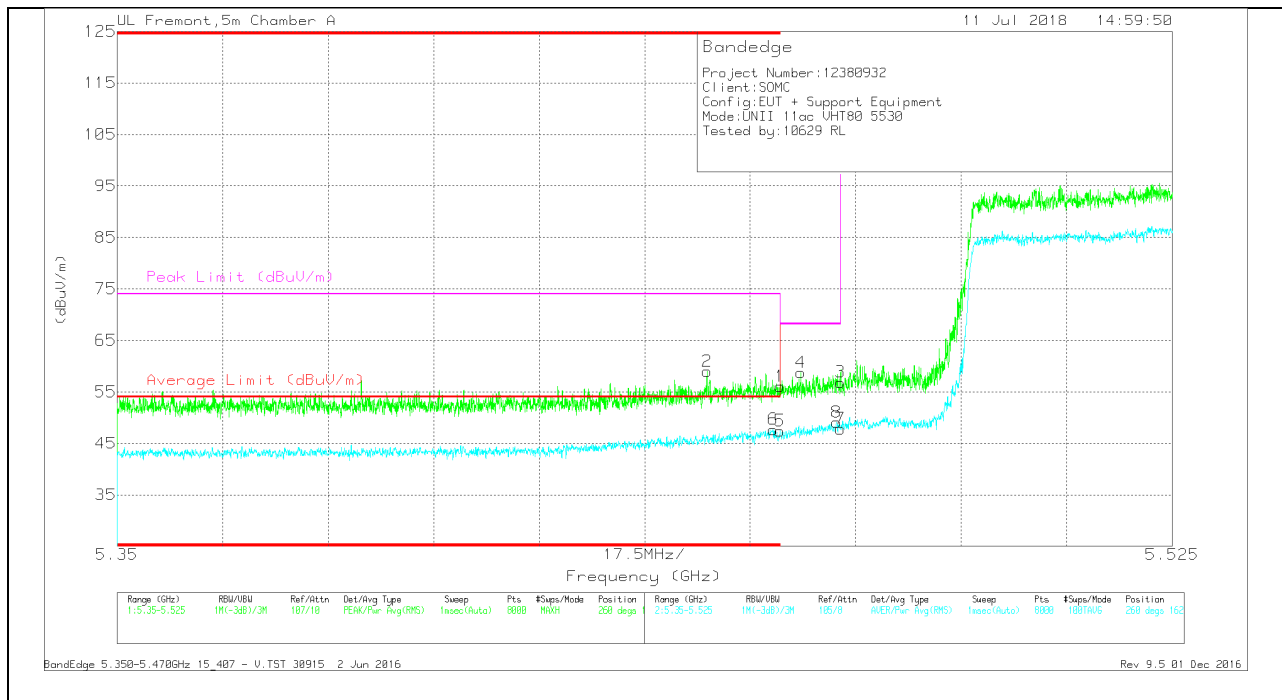
Marker	Frequency (GHz)	Meter Reading (dBuV)	Det	AFT345 (dB/m)	Amp/Cbl/Filtr/Pad (dB)	DC Corr (dB)	Corrected Reading (dBuV/m)	Average Limit (dBuV/m)	Margin (dB)	Peak Limit (dBuV/m)	PK Margin (dB)	Azimuth (Degs)	Height (cm)	Polarity
2	* 5.458	40.7	Pk	34.7	-17.9	0	57.5	-	-	74	-16.5	298	220	H
6	* 5.458	29.97	RMS	34.7	-17.9	.57	47.34	54	-6.66	-	-	298	220	H
1	* 5.46	36.89	Pk	34.7	-17.9	0	53.69	-	-	74	-20.31	298	220	H
5	* 5.46	29.38	RMS	34.7	-17.9	.57	46.75	54	-7.25	-	-	298	220	H
8	5.468	30.82	RMS	34.8	-17.8	.57	48.39	-	-	-	-	298	220	H
4	5.469	41.88	Pk	34.8	-17.8	0	58.88	-	-	68.2	-9.32	298	220	H
3	5.47	39.42	Pk	34.8	-17.8	0	56.42	-	-	68.2	-11.78	298	220	H
7	5.47	30.23	RMS	34.8	-17.8	.57	47.8	-	-	-	-	298	220	H

\* - indicates frequency in CFR47 Pt 15 Restricted Band

Pk - Peak detector

RMS - RMS detection

### VERTICAL RESULT



### Trace Markers

Marker	Frequency (GHz)	Meter Reading (dBuV)	Det	AF T345 (dB/m)	Amp/Cbl/Filtr/Pad (dB)	DC Corr (dB)	Corrected Reading (dBuV/m)	Average Limit (dBuV/m)	Margin (dB)	Peak Limit (dBuV/m)	PK Margin (dB)	Azimuth (Degs)	Height (cm)	Polarity
1	* 5.46	39.25	Pk	34.7	-17.9	0	56.05	-	-	74	-17.95	260	162	V
2	* 5.448	42.18	Pk	34.7	-17.9	0	58.98	-	-	74	-15.02	260	162	V
5	* 5.46	30.05	RMS	34.7	-17.9	.57	47.42	54	-6.58	-	-	260	162	V
6	* 5.459	30.33	RMS	34.7	-17.9	.57	47.7	54	-6.3	-	-	260	162	V
4	5.463	41.94	Pk	34.7	-17.9	0	58.74	-	-	68.2	-9.46	260	162	V
8	5.469	31.54	RMS	34.8	-17.8	.57	49.11	-	-	-	-	260	162	V
3	5.47	39.86	Pk	34.8	-17.8	0	56.86	-	-	68.2	-11.34	260	162	V
7	5.47	30.27	RMS	34.8	-17.8	.57	47.84	-	-	-	-	260	162	V

\* - indicates frequency in CFR47 Pt 15 Restricted Band

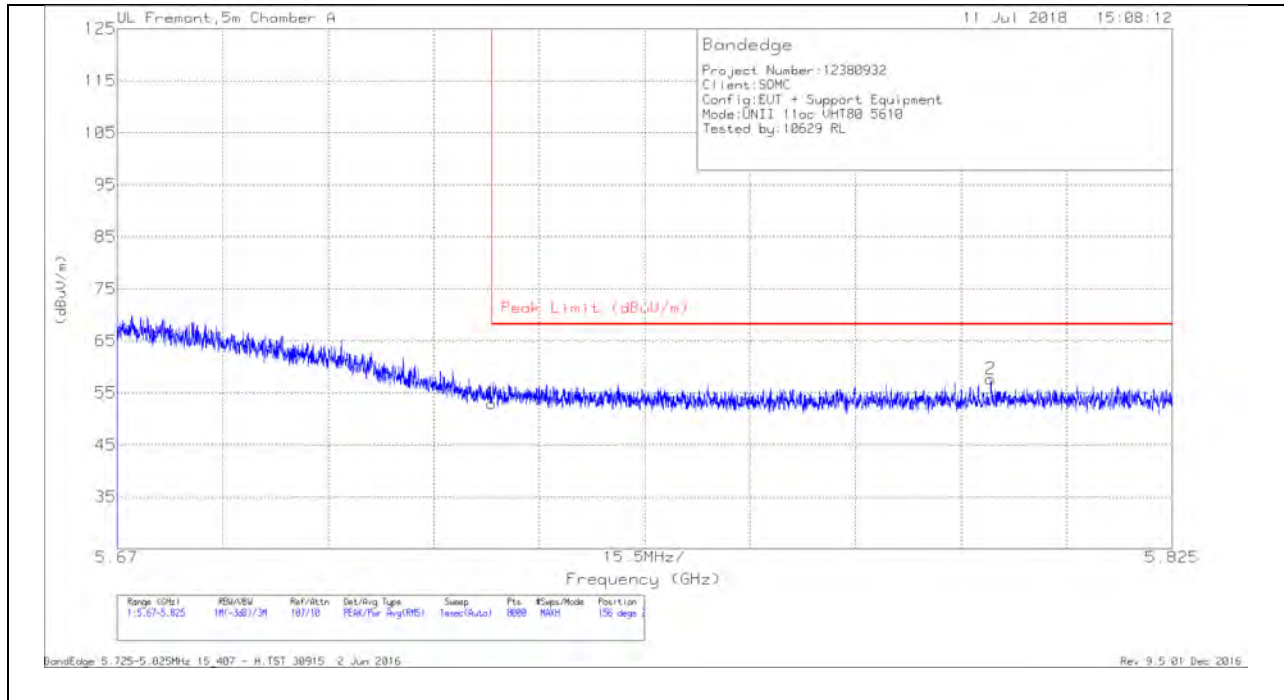
Pk - Peak detector

RMS - RMS detection



**BANDEDGE (HIGH CHANNEL)**

**HORIZONTAL RESULT**

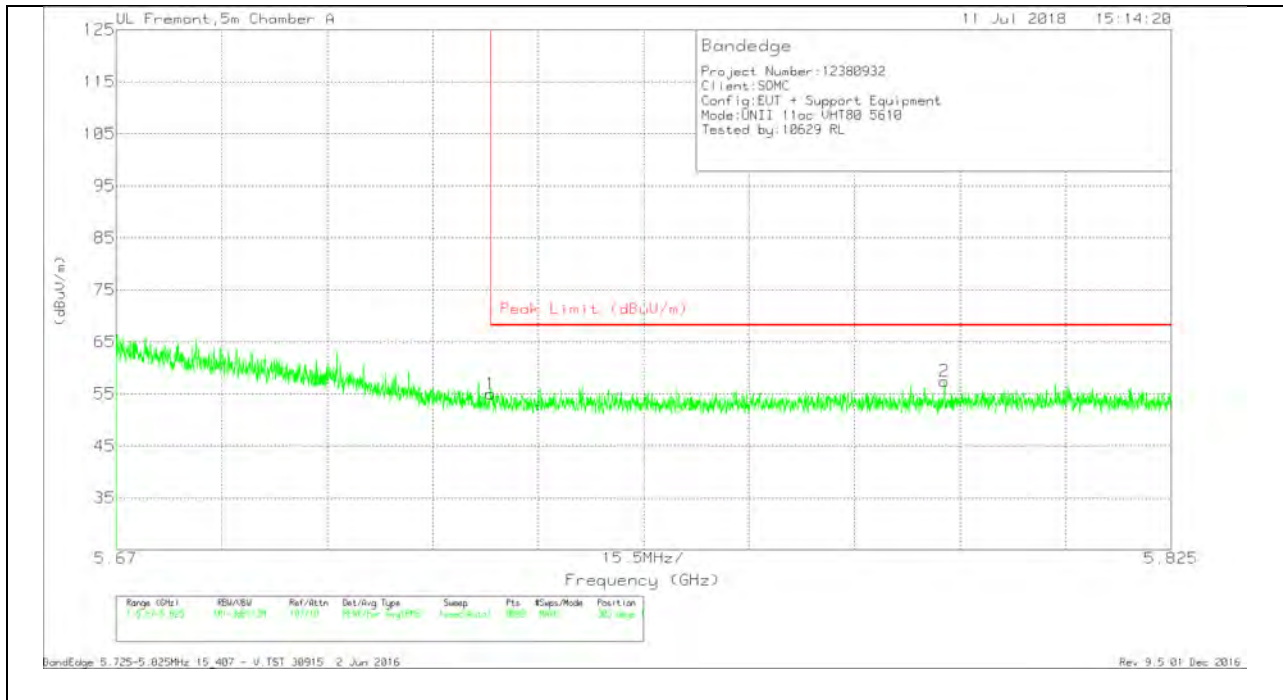


Trace Markers

Marker	Frequency (GHz)	Meter Reading (dBuV)	Det	AF T345 (dB/m)	Amp/Cbl/Filtr/Pad (dB)	DC Corr (dB)	Corrected Reading (dBuV/m)	Peak Limit (dBuV/m)	PK Margin (dB)	Azimuth (Degs)	Height (cm)	Polarity
1	5.725	35.82	Pk	35	-17.9	0	52.92	68.2	-15.28	156	220	H
2	5.798	40.28	Pk	35.1	-17.7	0	57.68	68.2	-10.52	156	220	H

Pk - Peak detector

### VERTICAL RESULT



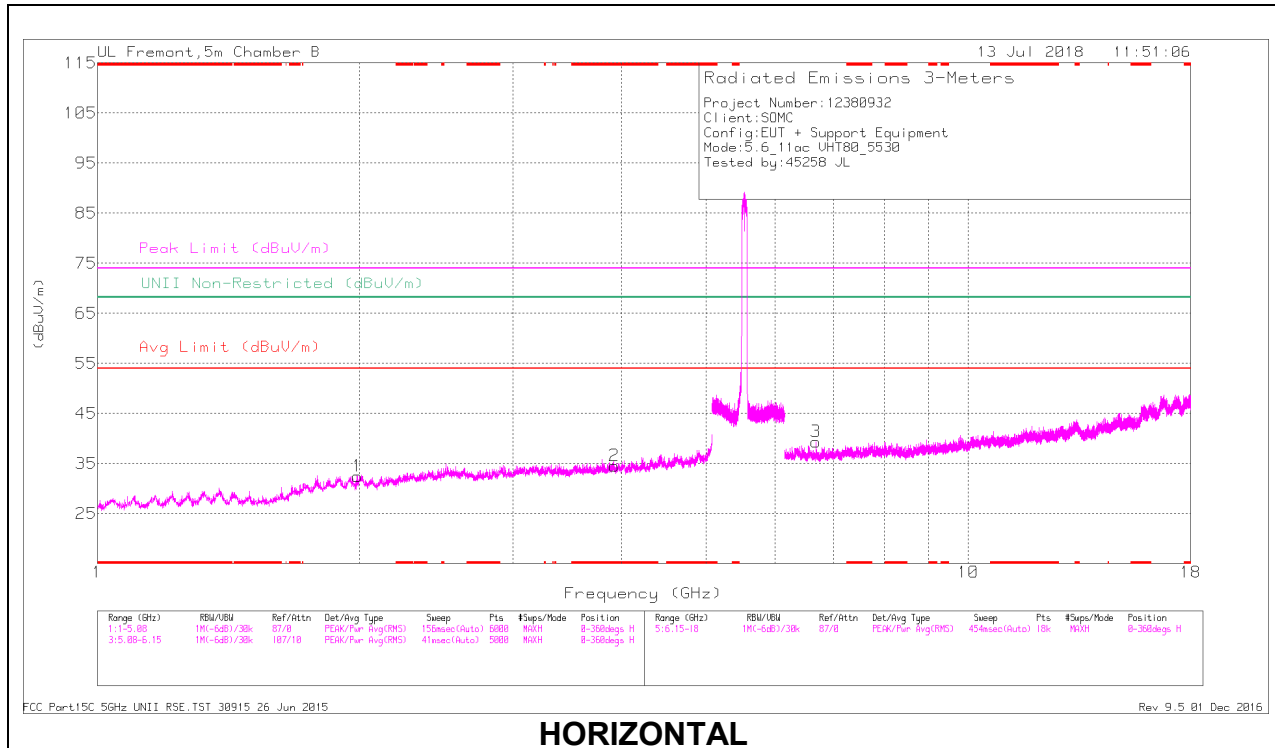
#### Trace Markers

Marker	Frequency (GHz)	Meter Reading (dBuV)	Det	AF T345 (dB/m)	Amp/Cb/Fitr/Pad (dB)	DC Corr (dB)	Corrected Reading (dBuV/m)	Peak Limit (dBuV/m)	PK Margin (dB)	Azimuth (Degs)	Height (cm)	Polarity
1	5.725	37.89	Pk	35	-17.9	0	54.99	68.2	-13.21	303	199	V
2	5.792	40.14	Pk	35.1	-17.8	0	57.44	68.2	-10.76	303	199	V

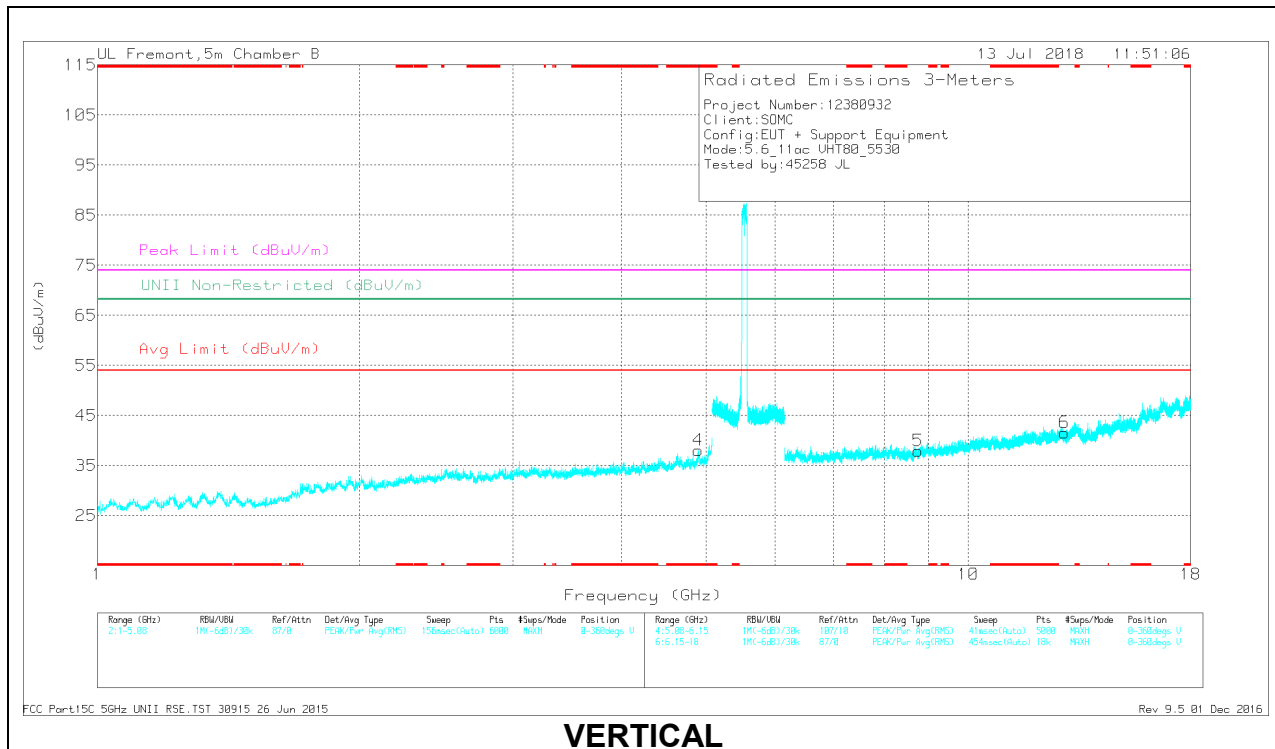
Pk - Peak detector

**HARMONICS AND SPURIOUS EMISSIONS**

**LOW CHANNEL RESULTS**



**HORIZONTAL**



**VERTICAL**

**RADIATED EMISSIONS**

Radiated Emissions

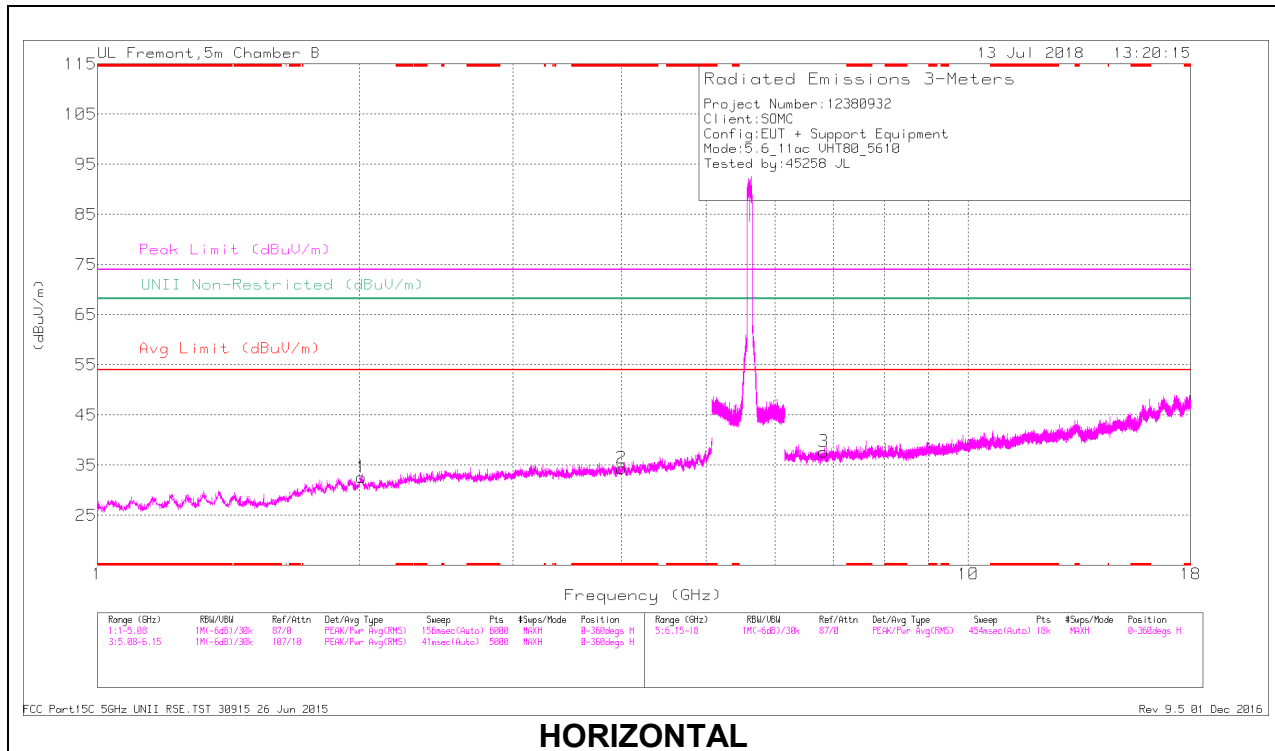
Marker	Frequency (GHz)	Meter Reading (dBuV)	Det	AF T863 (dB/m)	Amp/Cb/Fltr/Pad (dB)	DC Corr (dB)	Corrected Reading (dBuV/m)	Avg Limit (dBuV/m)	Margin (dB)	Peak Limit (dBuV/m)	PK Margin (dB)	UNII Non-Restricted (dBuV/m)	PK Margin (dB)	Azimuth (Degs)	Height (cm)	Polarity
2	* 3.92	39.96	PK-U	33.4	-31.1	0	42.26	-	-	74	-31.74	-	-	327	160	H
	* 3.921	27.72	ADR	33.4	-31.1	.57	30.59	54	-23.41	-	-	-	-	327	160	H
4	* 4.895	39.47	PK-U	34.4	-29.8	0	44.07	-	-	74	-29.93	-	-	305	186	V
	* 4.895	28.01	ADR	34.4	-29.8	.57	33.18	54	-20.82	-	-	-	-	305	186	V
1	1.99	40.61	PK-U	30.9	-32.6	0	38.91	-	-	-	-	68.2	-29.29	290	211	H
3	6.684	37.62	PK-U	35.8	-29.1	0	44.32	-	-	-	-	68.2	-23.88	273	236	H
5	8.757	35.01	PK-U	36.5	-27.2	0	44.31	-	-	-	-	68.2	-23.89	231	253	V
6	12.894	32.89	PK-U	39.3	-24.2	0	47.99	-	-	-	-	68.2	-20.21	169	223	V

\* - indicates frequency in CFR47 Pt 15 Restricted Band

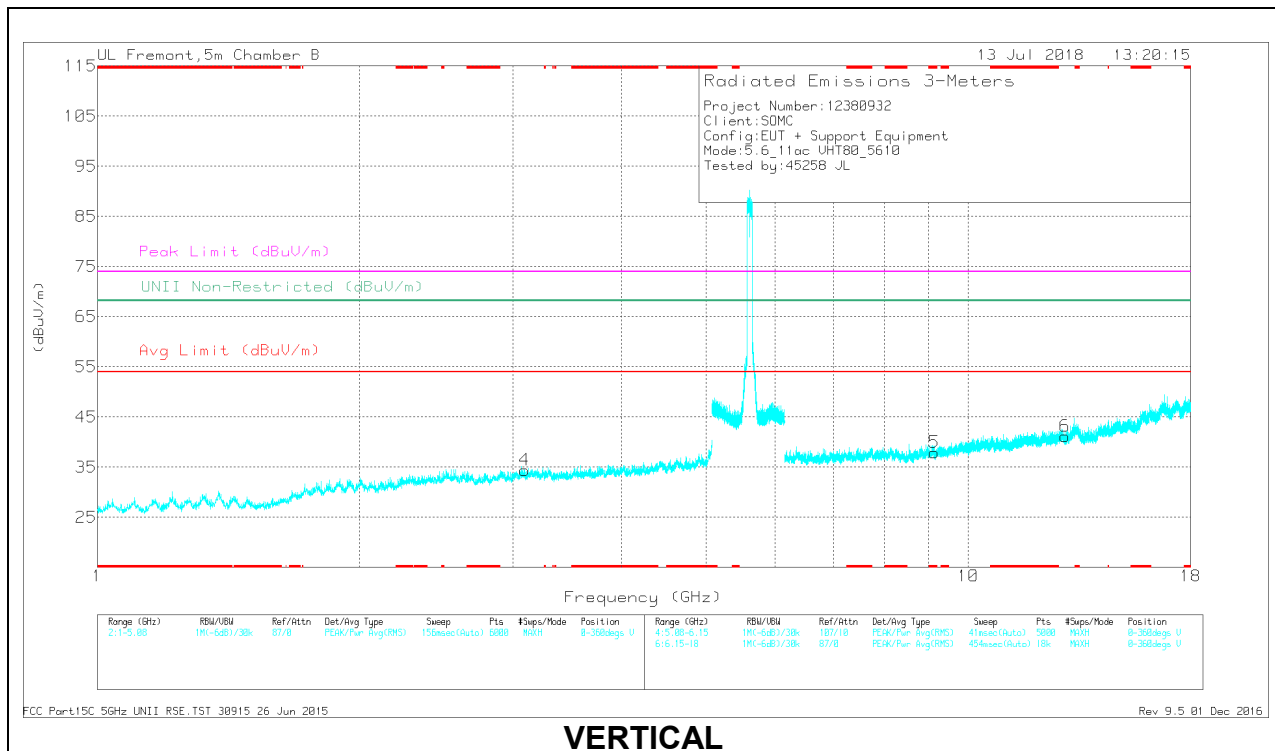
PK-U - U-NII: Maximum Peak

ADR - U-NII AD primary method, RMS average

### HIGH CHANNEL RESULTS



**HORIZONTAL**



**VERTICAL**

**RADIATED EMISSIONS**

Radiated Emissions

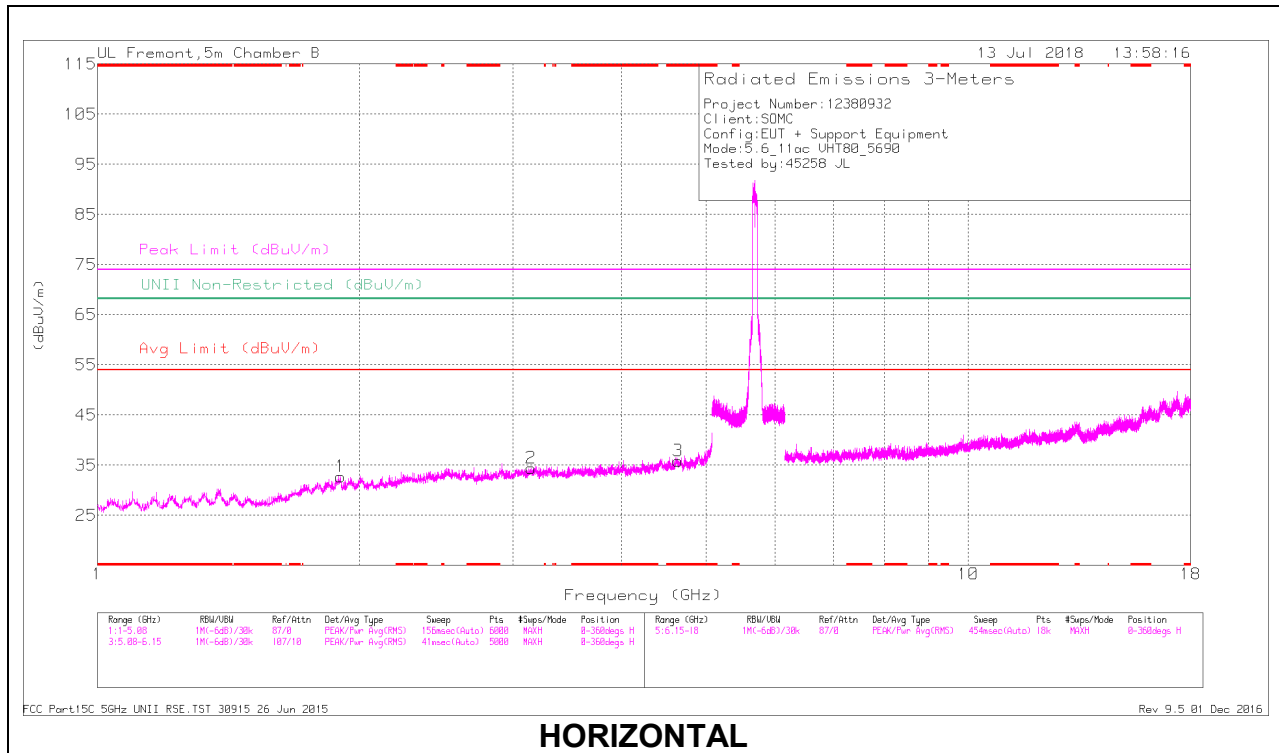
Marker	Frequency (GHz)	Meter Reading (dBuV)	Det	AF T863 (dB/m)	Amp/Cb/Fltr/Pad (dB)	DC Corr (dB)	Corrected Reading (dBuV/m)	Avg Limit (dBuV/m)	Margin (dB)	Peak Limit (dBuV/m)	PK Margin (dB)	UNII Non-Restricted (dBuV/m)	PK Margin (dB)	Azimuth (Degs)	Height (cm)	Polarity
2	* 4.001	38.87	PK-U	33.3	-30.4	0	41.77	-	-	74	-32.23	-	-	60	160	H
	* 4.002	27.23	ADR	33.3	-30.4	.57	30.7	54	-23.3	-	-	-	-	60	160	H
5	* 9.143	34.19	PK-U	36.8	-26.3	0	44.69	-	-	74	-29.31	-	-	99	192	V
	* 9.143	22.76	ADR	36.8	-26.3	.57	33.83	54	-20.17	-	-	-	-	99	192	V
1	2.01	41	PK-U	30.9	-32.5	0	39.4	-	-	-	-	68.2	-28.8	117	226	H
4	3.095	39.85	PK-U	33.3	-32.5	0	40.65	-	-	-	-	68.2	-27.55	180	247	V
3	6.82	37.68	PK-U	35.9	-29.6	0	43.98	-	-	-	-	68.2	-24.22	235	210	H
6	12.912	33.47	PK-U	39.4	-24.3	0	48.57	-	-	-	-	68.2	-19.63	288	178	V

\* - indicates frequency in CFR47 Pt 15 Restricted Band

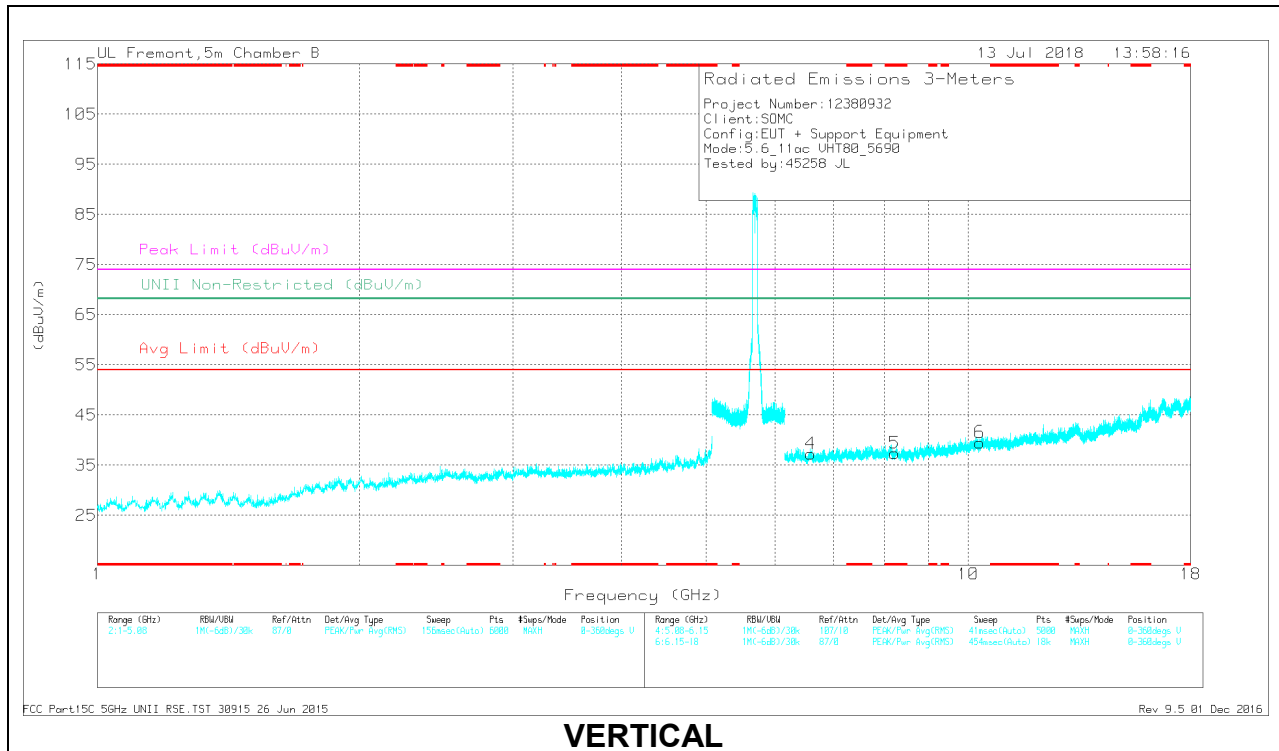
PK-U - U-NII: Maximum Peak

ADR - U-NII AD primary method, RMS average

### CHANNEL 138 RESULTS



**HORIZONTAL**



**VERTICAL**

**RADIATED EMISSIONS**

Radiated Emissions

Marker	Frequency (GHz)	Meter Reading (dBuV)	Det	AF T863 (dB/m)	Amp/Cb/Fltr/Pad (dB)	DC Corr (dB)	Corrected Reading (dBuV/m)	Avg Limit (dBuV/m)	Margin (dB)	Peak Limit (dBuV/m)	PK Margin (dB)	UNII Non-Restricted (dBuV/m)	PK Margin (dB)	Azimuth (Degs)	Height (cm)	Polarity
3	* 4.645	38.37	PK-U	34.1	-29.7	0	42.77	-	-	74	-31.23	-	-	320	191	H
	* 4.643	26.83	ADR	34.1	-29.6	.57	31.9	54	-22.1	-	-	-	-	320	191	H
5	* 8.227	35.43	PK-U	36.5	-27.9	0	44.03	-	-	74	-29.97	-	-	284	219	V
	* 8.227	23.85	ADR	36.5	-27.9	.57	33.02	54	-20.98	-	-	-	-	284	219	V
1	1.903	40.71	PK-U	31.1	-33.2	0	38.61	-	-	-	-	68.2	-29.59	240	192	H
2	3.145	40.1	PK-U	33.2	-32	0	41.3	-	-	-	-	68.2	-26.9	176	232	H
4	6.592	38.19	PK-U	35.6	-29	0	44.79	-	-	-	-	68.2	-23.41	95	275	V
6	10.307	33.83	PK-U	37.8	-25.3	0	46.33	-	-	-	-	68.2	-21.87	214	100	V

\* - indicates frequency in CFR47 Pt 15 Restricted Band

PK-U - U-NII: Maximum Peak

ADR - U-NII AD primary method, RMS average

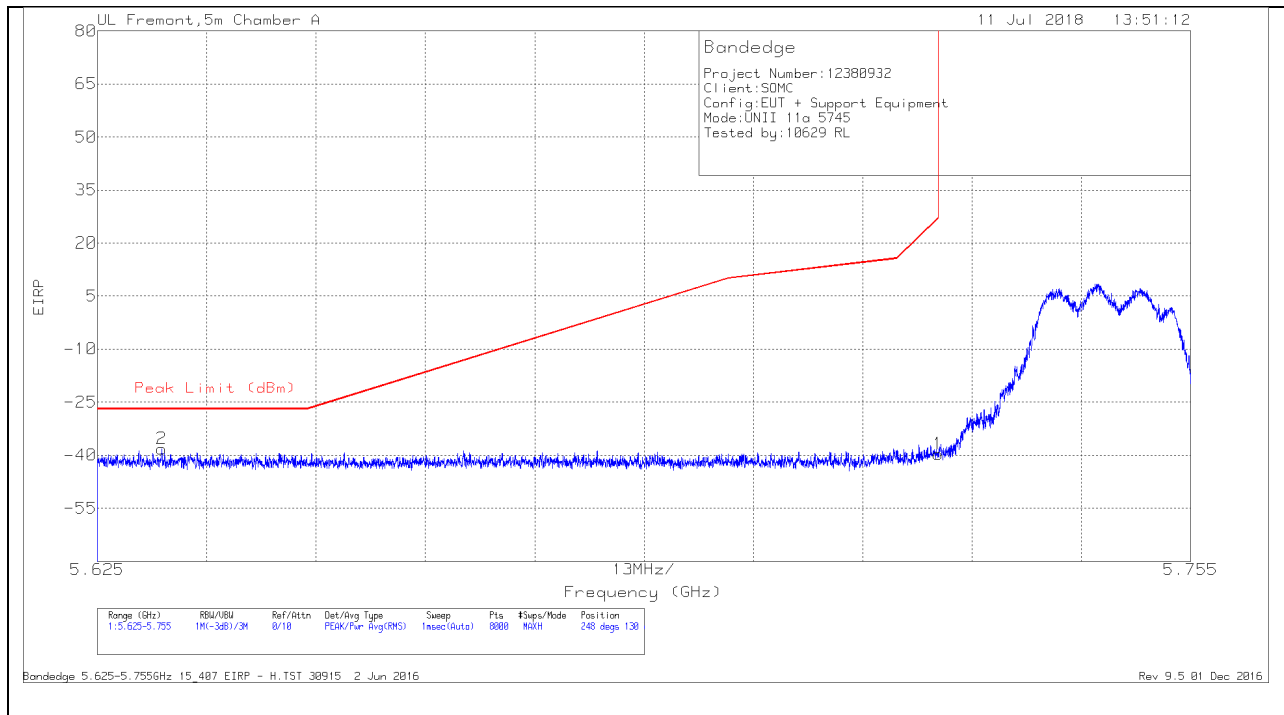


**9.1.13. TX ABOVE 1 GHz 802.11a MODE IN THE 5.8 GHz BAND**

**2TX Antenna 1 + Antenna 2 CDD MODE**

**BANDEDGE (LOW CHANNEL)**

**HORIZONTAL RESULT**

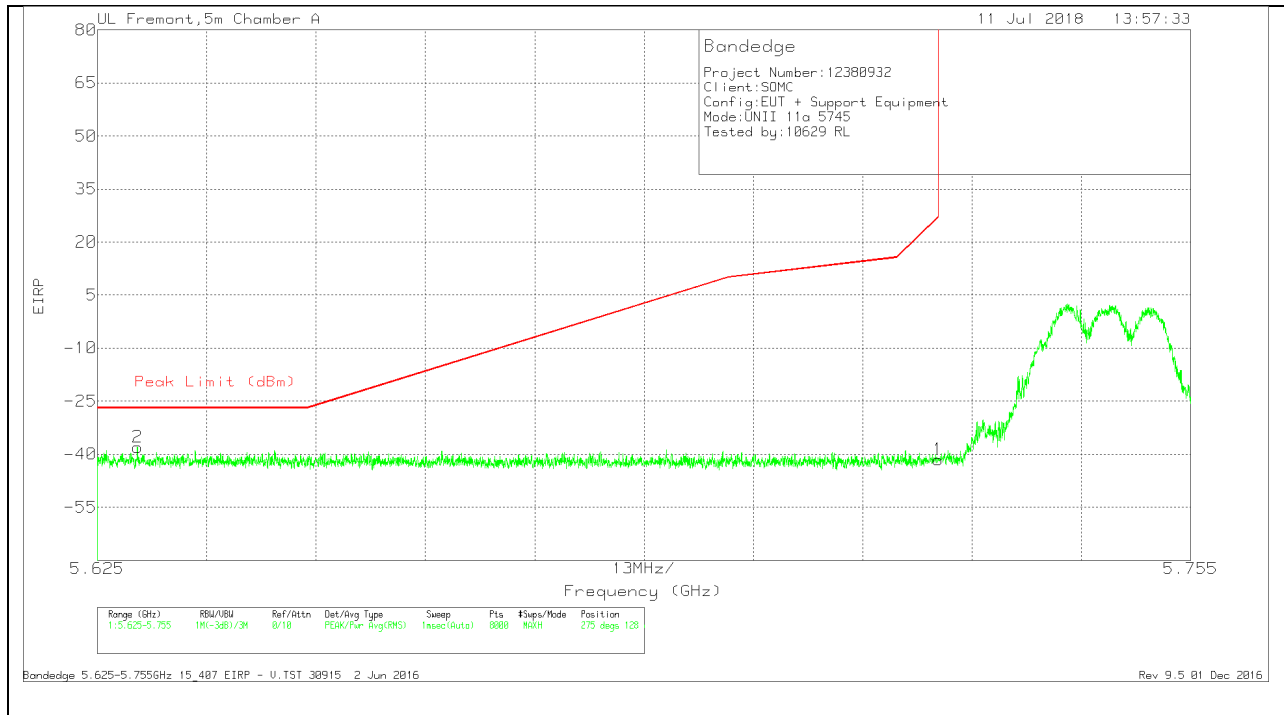


**Trace Markers**

Marker	Frequency (GHz)	Meter Reading (dBm)	Det	AF T345 (dB/m)	Amp/Cbl/Filtr/Pad (dB)	Conversion Factor (dB)	Corrected Reading EIRP	Peak Limit (dBm)	PK Margin (dB)	Azimuth (Degs)	Height (cm)	Polarity
2	5.633	-67.14	Pk	35.1	-18	11.8	-38.24	-27	-11.24	248	130	H
1	5.725	-68.61	Pk	35	-17.9	11.8	-39.71	27	-66.71	248	130	H

Pk - Peak detector

### VERTICAL RESULT



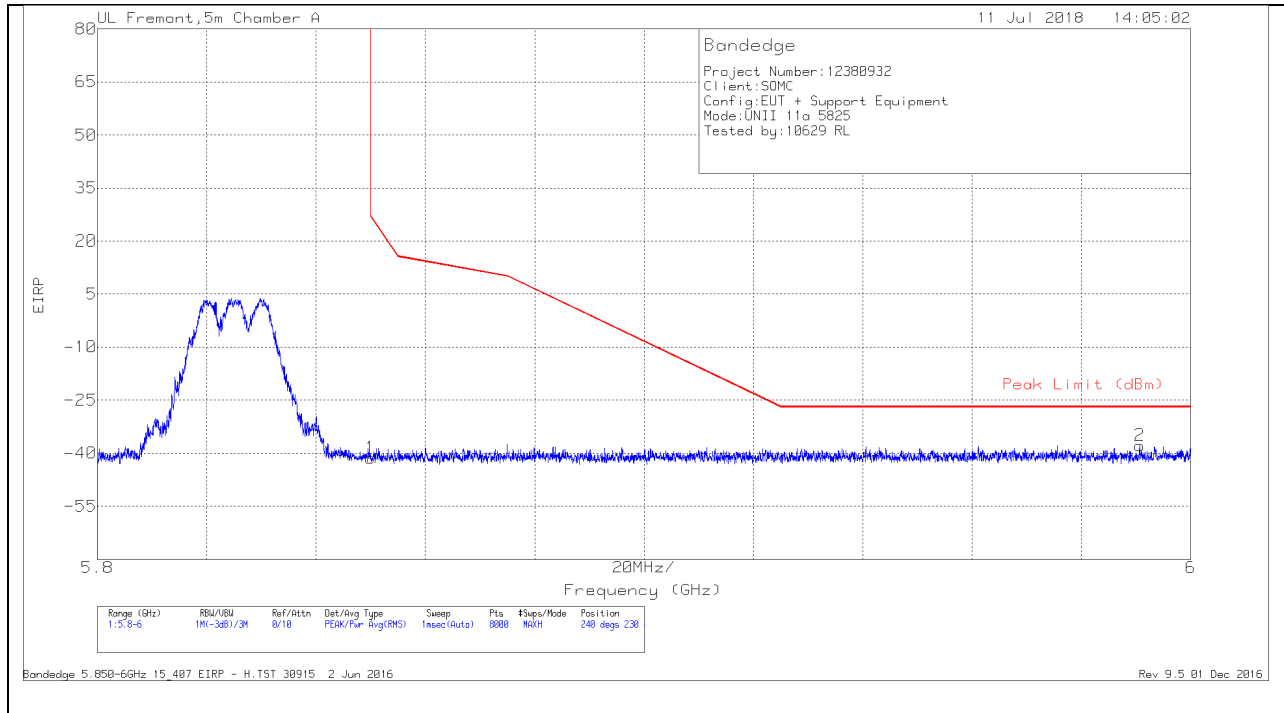
### Trace Markers

Marker	Frequency (GHz)	Meter Reading (dBm)	Det	AF T345 (dB/m)	Amp/Cbl/Filtr/Pad (dB)	Conversion Factor (dB)	Corrected Reading EIRP	Peak Limit (dBm)	PK Margin (dB)	Azimuth (Degs)	Height (cm)	Polarity
2	5.63	-66.87	Pk	35.1	-18	11.8	-37.97	-27	-10.97	275	128	V
1	5.725	-70.49	Pk	35	-17.9	11.8	-41.59	27	-68.59	275	128	V

Pk - Peak detector

**BANDEDGE (HIGH CHANNEL)**

**HORIZONTAL RESULT**

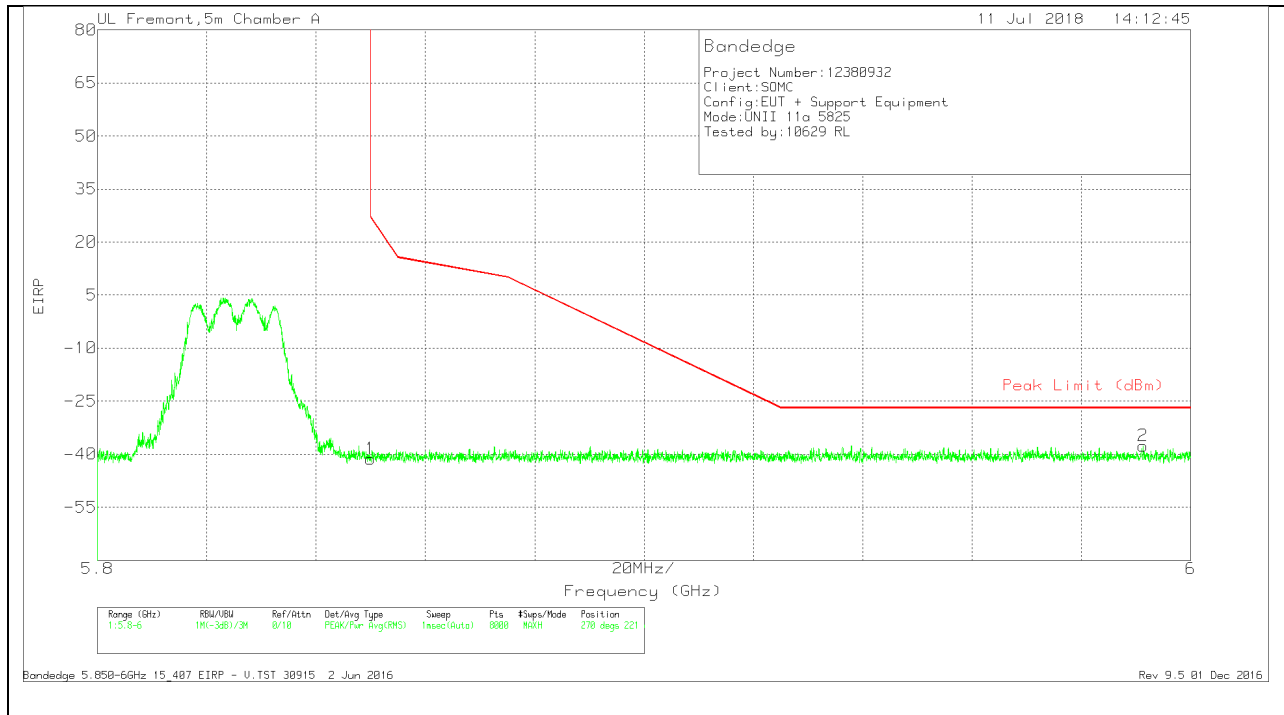


**Trace Markers**

Marker	Frequency (GHz)	Meter Reading (dBm)	Det	AF T345 (dB/m)	Amp/Cbl/Filtr/Pad (dB)	Conversion Factor (dB)	Corrected Reading EIRP	Peak Limit (dBm)	PK Margin (dB)	Azimuth (Degs)	Height (cm)	Polarity
1	5.85	-70.49	Pk	35.1	-17.8	11.8	-41.39	26.99	-68.38	240	230	H
2	5.991	-67.55	Pk	35.3	-17.4	11.8	-37.85	-27	-10.85	240	230	H

Pk - Peak detector

### VERTICAL RESULT



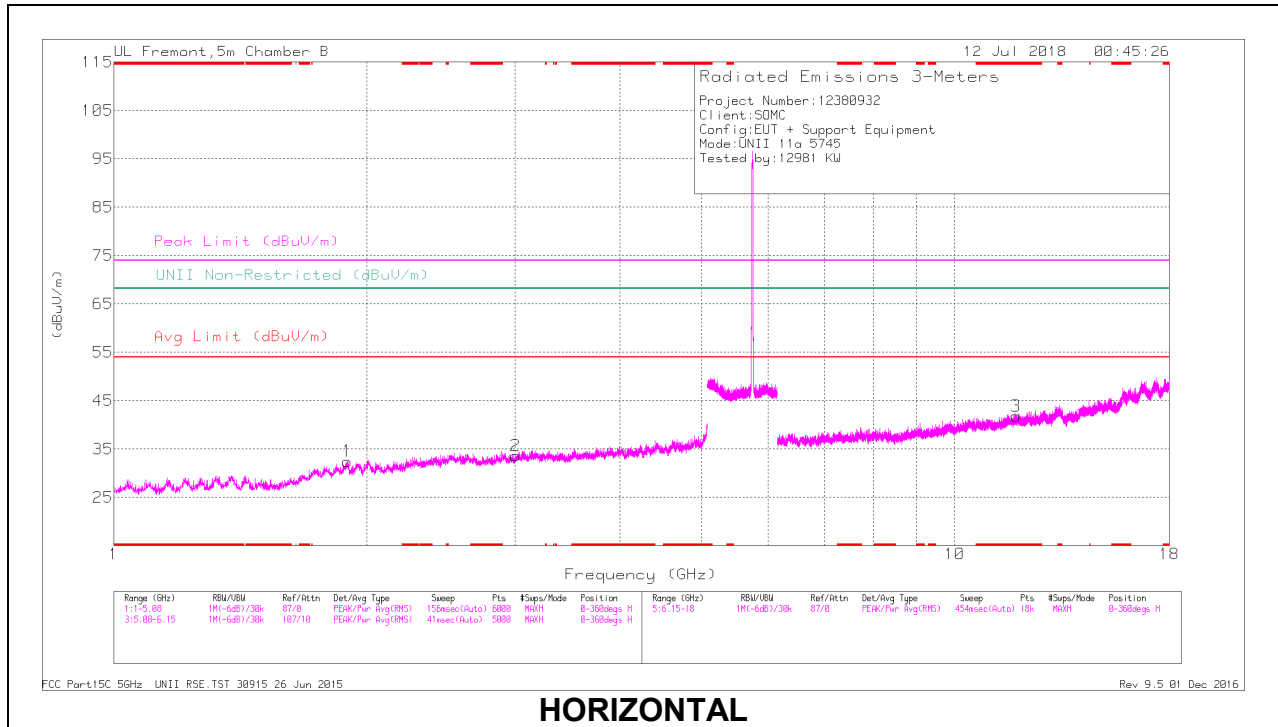
### Trace Markers

Marker	Frequency (GHz)	Meter Reading (dBm)	Det	AF T345 (dB/m)	Amp/Cbl/Filtr/Pad (dB)	Conversion Factor (dB)	Corrected Reading EIRP	Peak Limit (dBm)	PK Margin (dB)	Azimuth (Degs)	Height (cm)	Polarity
1	5.85	-70.52	Pk	35.1	-17.8	11.8	-41.42	26.99	-68.41	270	221	V
2	5.991	-67.31	Pk	35.3	-17.4	11.8	-37.61	-27	-10.61	270	221	V

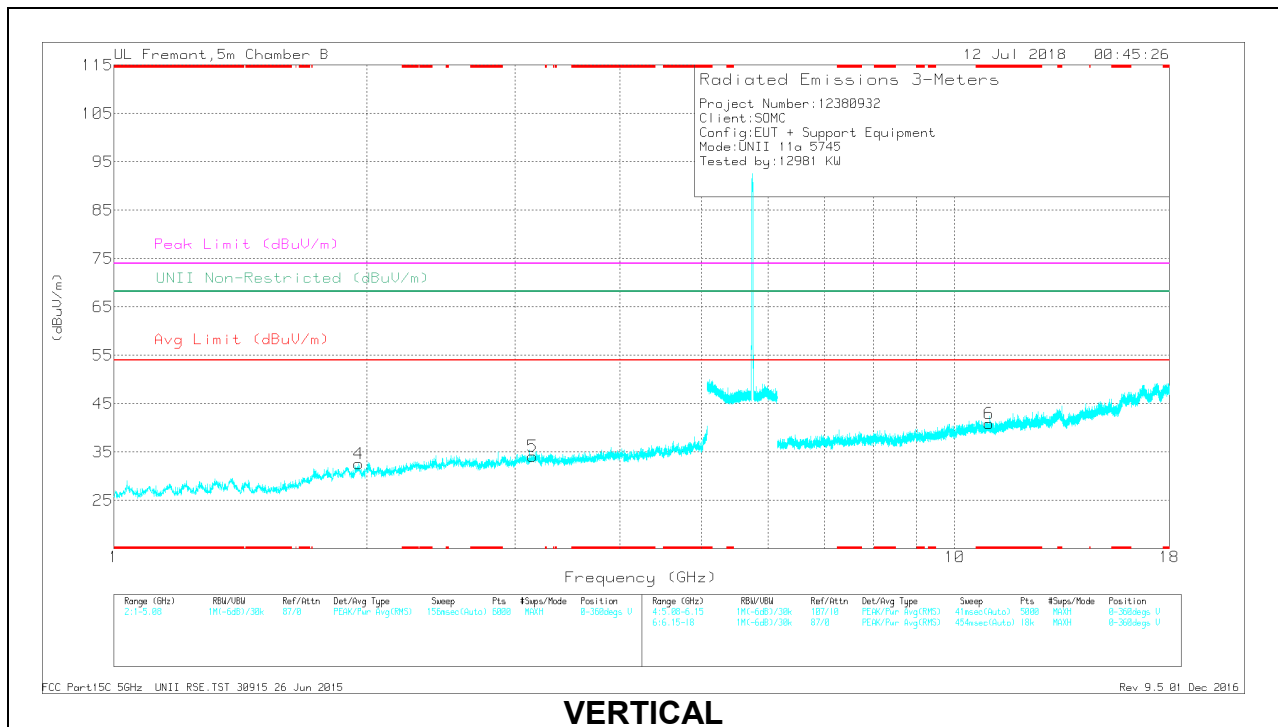
Pk - Peak detector

# HARMONICS AND SPURIOUS EMISSIONS

## LOW CHANNEL RESULTS



**HORIZONTAL**



**VERTICAL**

**RADIATED EMISSIONS**

Radiated Emissions

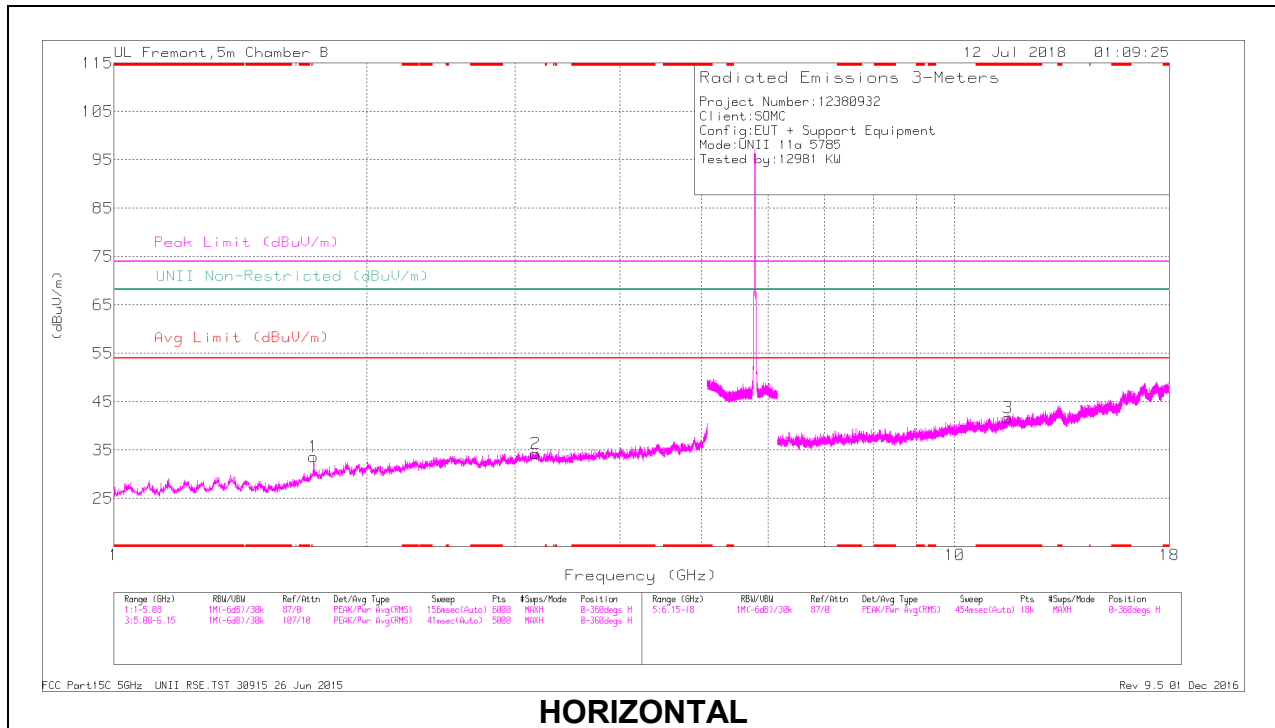
Marker	Frequency (GHz)	Meter Reading (dBuV)	Det	AF T863 (dB/m)	Amp/Cbl/Filtr/Pad (dB)	Corrected Reading (dBuV/m)	Avg Limit (dBuV/m)	Margin (dB)	Peak Limit (dBuV/m)	PK Margin (dB)	UNII Non-Restricted (dBuV/m)	PK Margin (dB)	Azimuth (Degs)	Height (cm)	Polarity
3	* 11.831	33.58	PK-U	39.1	-24.4	48.28	-	-	74	-25.72	-	-	108	162	H
	* 11.834	22.54	ADR	39.1	-24.4	37.24	54	-16.76	-	-	-	-	108	162	H
6	* 10.986	33.4	PK-U	37.9	-23.7	47.6	-	-	74	-26.4	-	-	154	154	V
	* 10.984	22.11	ADR	37.9	-23.7	36.31	54	-17.69	-	-	-	-	154	154	V
1	1.896	41.79	PK-U	31	-33.3	39.49	-	-	-	-	68.2	-28.71	200	137	H
4	1.956	40.74	PK-U	31	-32.7	39.04	-	-	-	-	68.2	-29.16	132	225	V
2	3.004	40.09	PK-U	32.7	-32.4	40.39	-	-	-	-	68.2	-27.81	204	122	H
5	3.147	40.15	PK-U	33.2	-32	41.35	-	-	-	-	68.2	-26.85	162	180	V

\* - indicates frequency in CFR47 Pt 15 Restricted Band

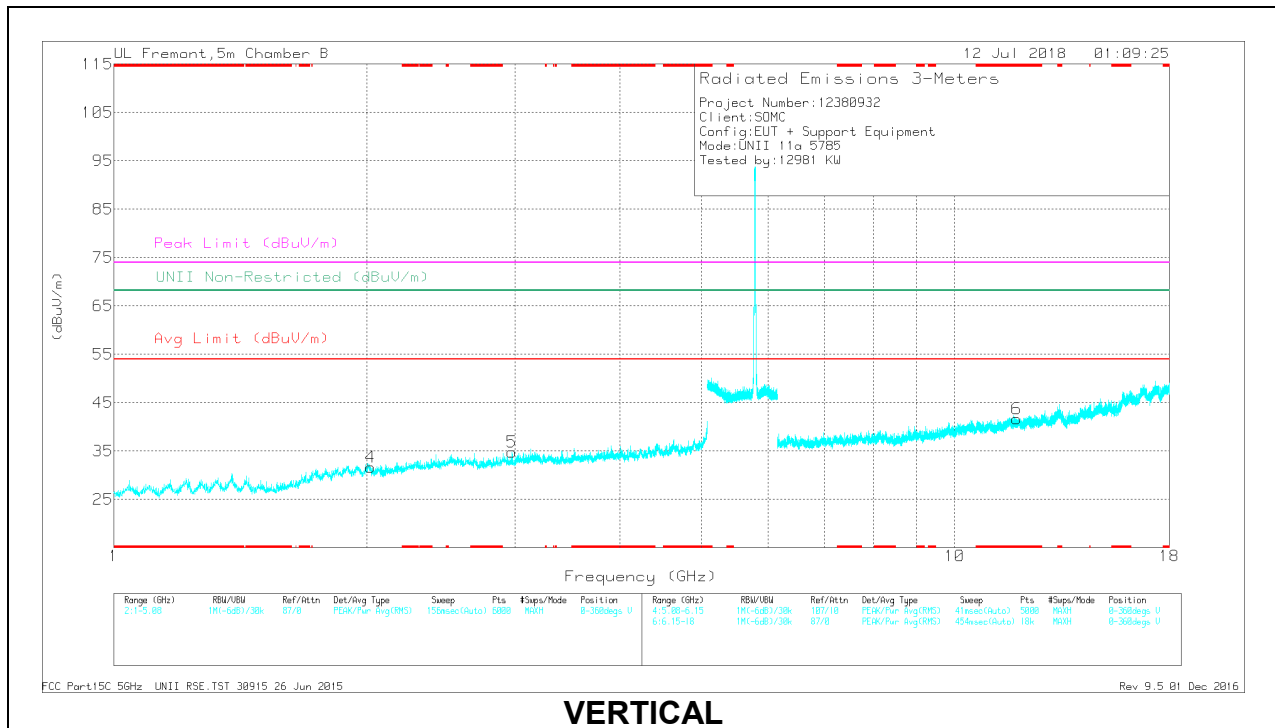
PK-U - U-NII: Maximum Peak

ADR - U-NII AD primary method, RMS average

### MID CHANNEL RESULTS



### HORIZONTAL



### VERTICAL

**RADIATED EMISSIONS**

Radiated Emissions

Marker	Frequency (GHz)	Meter Reading (dBuV)	Det	AF T863 (dB/m)	Amp/Cbl/Filtr/Pad (dB)	Corrected Reading (dBuV/m)	Avg Limit (dBuV/m)	Margin (dB)	Peak Limit (dBuV/m)	PK Margin (dB)	UNII Non-Restricted (dBuV/m)	PK Margin (dB)	Azimuth (Degs)	Height (cm)	Polarity
3	* 11.57	33.27	PK-U	38.6	-23.9	47.97	-	-	74	-26.03	-	-	55	183	H
	* 11.57	22.46	ADR	38.6	-23.9	37.16	54	-16.84	-	-	-	-	55	183	H
6	* 11.852	33.6	PK-U	39	-24.2	48.4	-	-	74	-25.6	-	-	115	146	V
	* 11.853	22.21	ADR	39	-24.2	37.01	54	-16.99	-	-	-	-	115	146	V
1	1.728	40.96	PK-U	29.9	-33.2	37.66	-	-	-	-	68.2	-30.54	176	176	H
4	2.022	40.59	PK-U	30.9	-32.7	38.79	-	-	-	-	68.2	-29.41	180	151	V
5	2.977	40.26	PK-U	32.7	-32.6	40.36	-	-	-	-	68.2	-27.84	196	127	V
2	3.177	39.75	PK-U	33.1	-31.6	41.25	-	-	-	-	68.2	-26.95	211	160	H

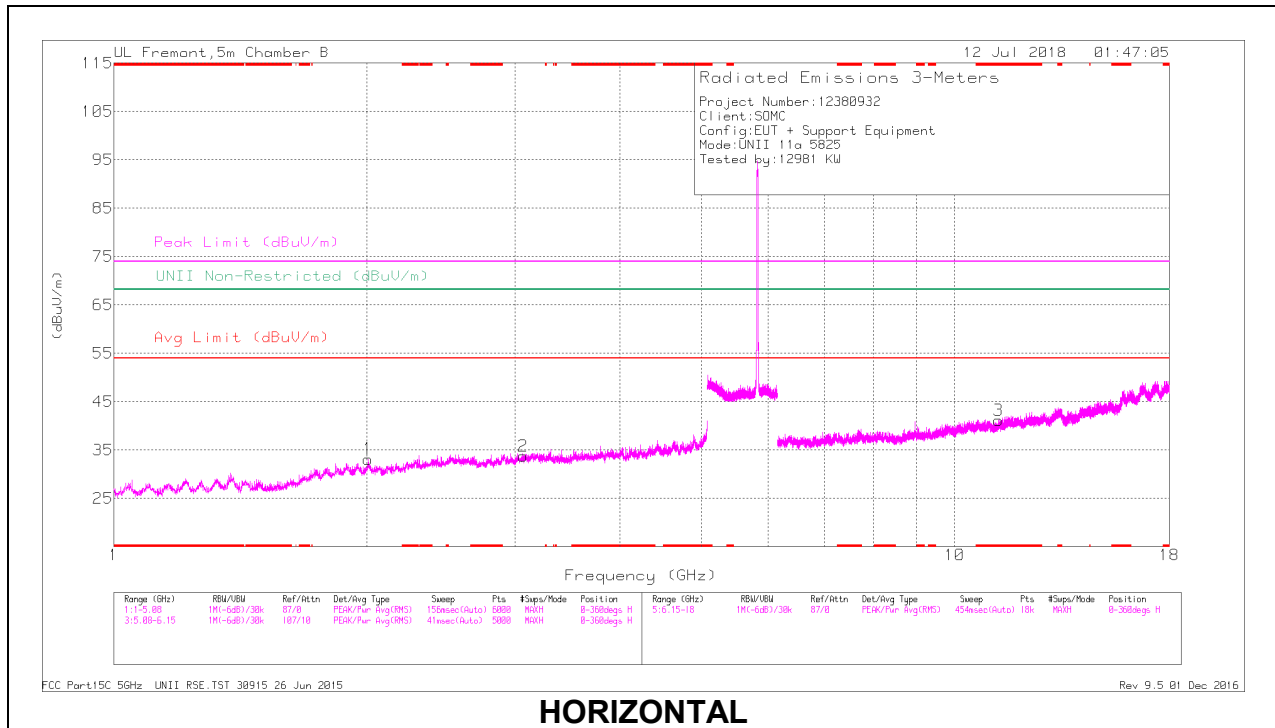
\* - indicates frequency in CFR47 Pt 15 Restricted Band

PK-U - U-NII: Maximum Peak

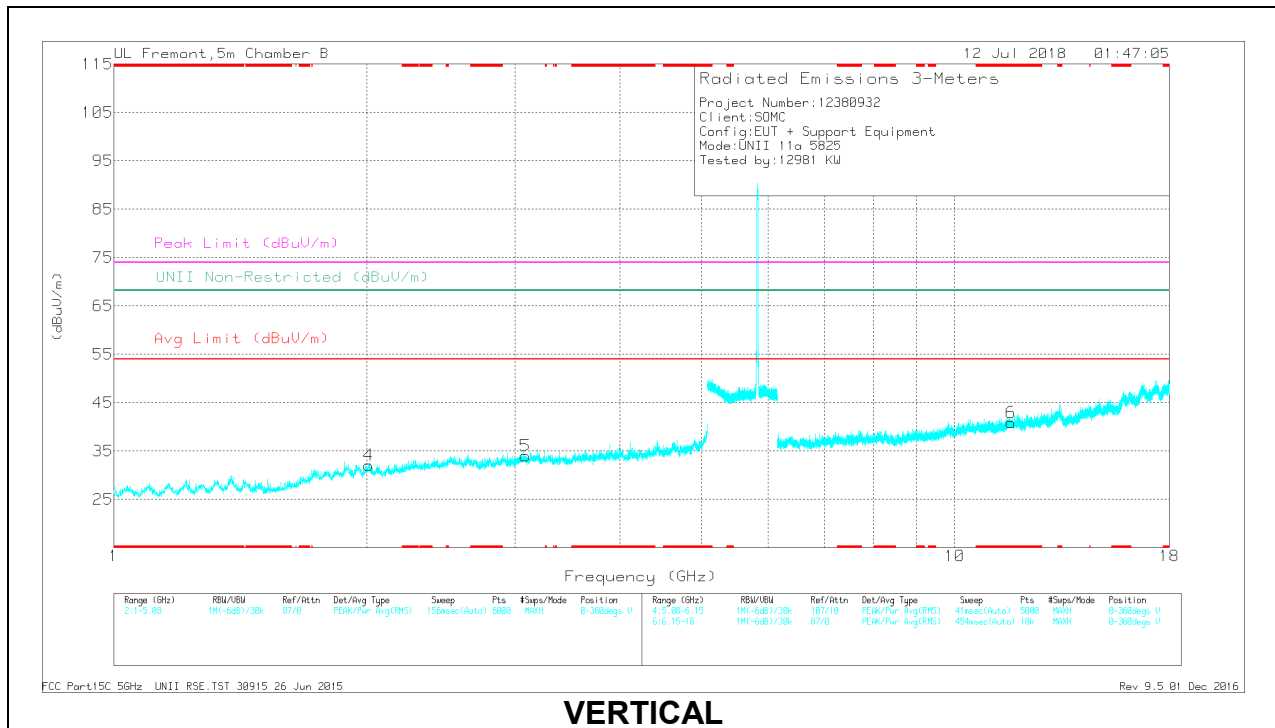
ADR - U-NII AD primary method, RMS average



### HIGH CHANNEL RESULTS



**HORIZONTAL**



**VERTICAL**

**RADIATED EMISSIONS**

Radiated Emissions

Marker	Frequency (GHz)	Meter Reading (dBuV)	Det	AF T863 (dB/m)	Amp/Cbl/Filtr/Pad (dB)	Corrected Reading (dBuV/m)	Avg Limit (dBuV/m)	Margin (dB)	Peak Limit (dBuV/m)	PK Margin (dB)	UNII Non-Restricted (dBuV/m)	PK Margin (dB)	Azimuth (Degs)	Height (cm)	Polarity
3	* 11.271	33.48	PK-U	38.1	-24.1	47.48	-	-	74	-26.52	-	-	92	167	H
	* 11.272	22.42	ADR	38.1	-24.1	36.42	54	-17.58	-	-	-	-	92	167	H
6	* 11.671	33.05	PK-U	38.9	-24	47.95	-	-	74	-26.05	-	-	149	150	V
	* 11.668	22.18	ADR	38.9	-24.1	36.98	54	-17.02	-	-	-	-	149	150	V
1	2.007	40.76	PK-U	30.9	-32.5	39.16	-	-	-	-	68.2	-29.04	175	136	H
4	2.01	40.59	PK-U	30.9	-32.5	38.99	-	-	-	-	68.2	-29.21	245	236	V
2	3.064	41	PK-U	33.1	-32	42.1	-	-	-	-	68.2	-26.1	130	123	H
5	3.086	39.83	PK-U	33.2	-32.3	40.73	-	-	-	-	68.2	-27.47	187	223	V

\* - indicates frequency in CFR47 Pt 15 Restricted Band

PK-U - U-NII: Maximum Peak

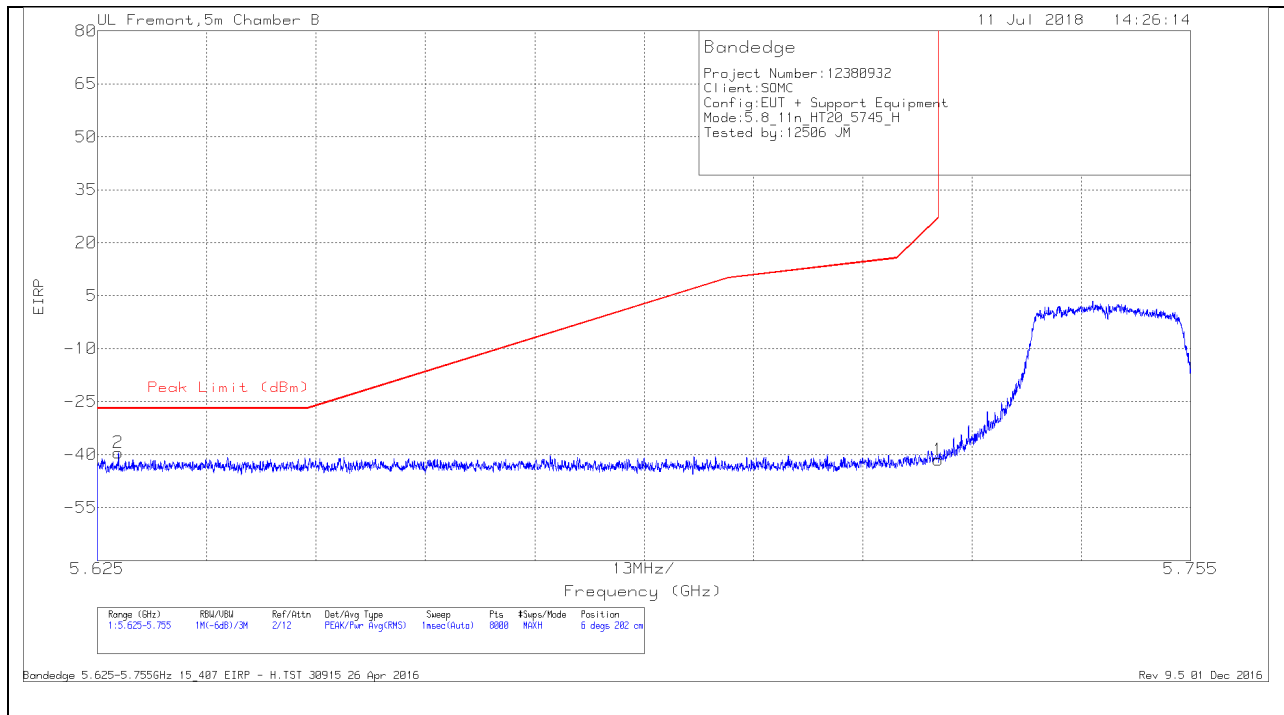
ADR - U-NII AD primary method, RMS average

**9.1.14. TX ABOVE 1 GHz 802.11n HT20 MODE IN THE 5.8 GHz BAND**

**2TX Antenna 1 + Antenna 2 CDD MODE**

**BANDEDGE (LOW CHANNEL)**

**HORIZONTAL RESULT**

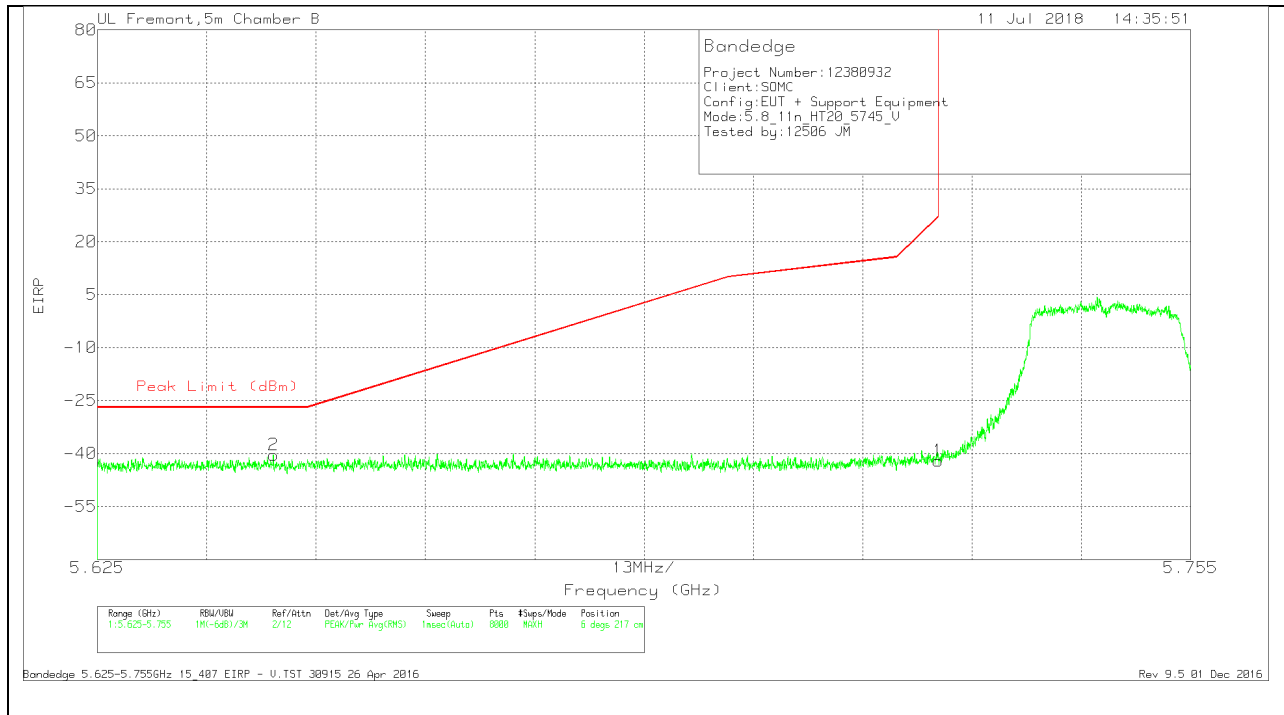


**Trace Markers**

Marker	Frequency (GHz)	Meter Reading (dBm)	Det	AF T863 (dB/m)	Amp/Cb/Filtr/Pad (dB)	Conversion Factor (dB)	DC Corr (dB)	Corrected Reading EIRP	Peak Limit (dBm)	PK Margin (dB)	Azimuth (Degs)	Height (cm)	Polarity
2	5.628	-66.63	Pk	35.5	-20.1	11.8	0	-39.43	-27	-12.43	6	202	H
1	5.725	-68.89	Pk	35.5	-20	11.8	0	-41.59	27	-68.59	6	202	H

Pk - Peak detector

### VERTICAL RESULT



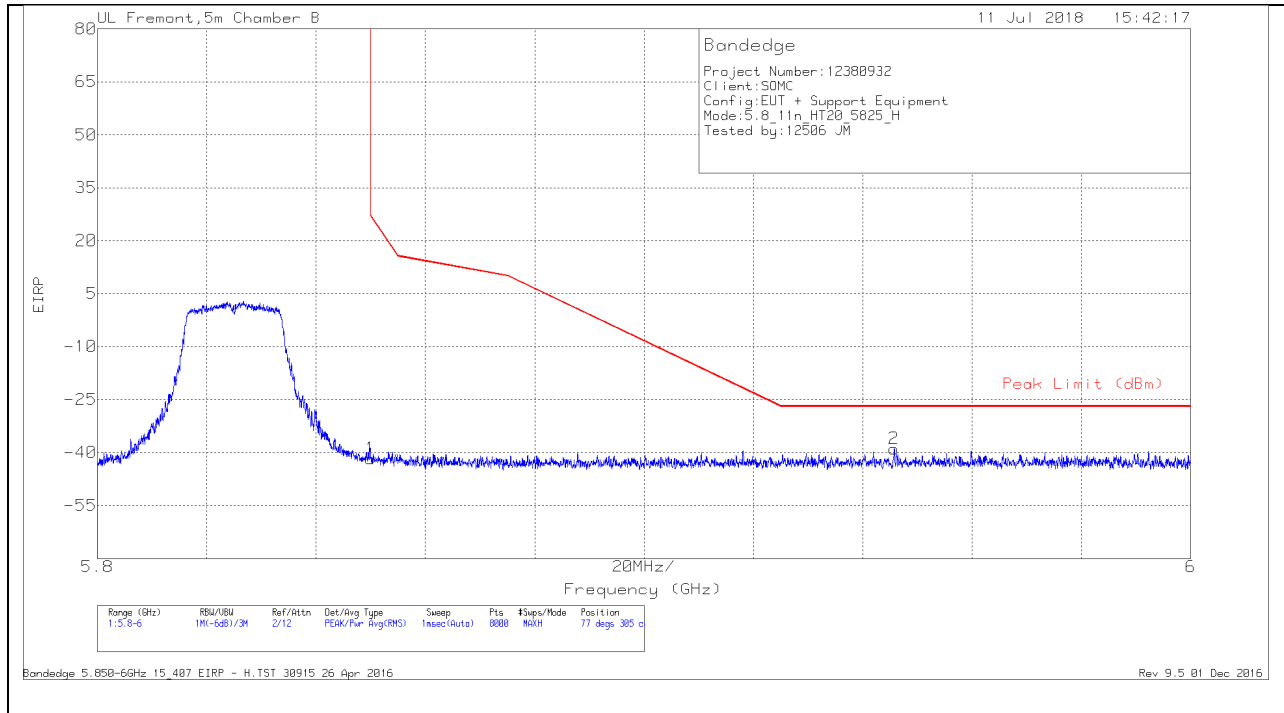
#### Trace Markers

Marker	Frequency (GHz)	Meter Reading (dBm)	Det	AF T863 (dB/m)	Amp/Cbl/Filtr/Pad (dB)	Conversion Factor (dB)	DC Corr (dB)	Corrected Reading EIRP	Peak Limit (dBm)	PK Margin (dB)	Azimuth (Degs)	Height (cm)	Polarity
2	5.646	-67.74	Pk	35.5	-20	11.8	0	-40.44	-27	-13.44	6	217	V
1	5.725	-69.32	Pk	35.5	-20	11.8	0	-42.02	27	-69.02	6	217	V

Pk - Peak detector

**BANDEDGE (HIGH CHANNEL)**

**HORIZONTAL RESULT**

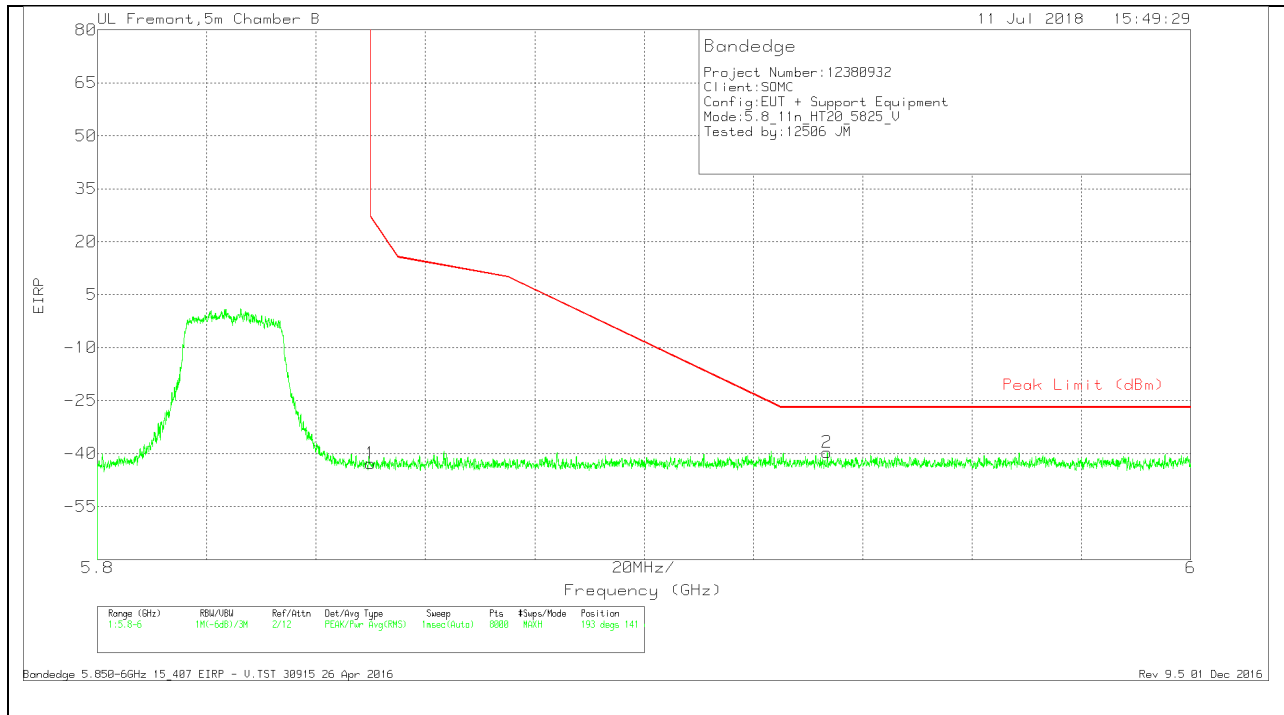


**Trace Markers**

Marker	Frequency (GHz)	Meter Reading (dBm)	Det	AF T863 (dB/m)	Amp/Cbl/Filtr/Pad (dB)	Conversion Factor (dB)	DC Corr (dB)	Corrected Reading EIRP	Peak Limit (dBm)	PK Margin (dB)	Azimuth (Degs)	Height (cm)	Polarity
1	5.85	-68.91	Pk	35.4	-20	11.8	0	-41.71	26.99	-68.7	77	305	H
2	5.946	-66.52	Pk	35.4	-19.6	11.8	0	-38.92	-27	-11.92	77	305	H

Pk - Peak detector

### VERTICAL RESULT



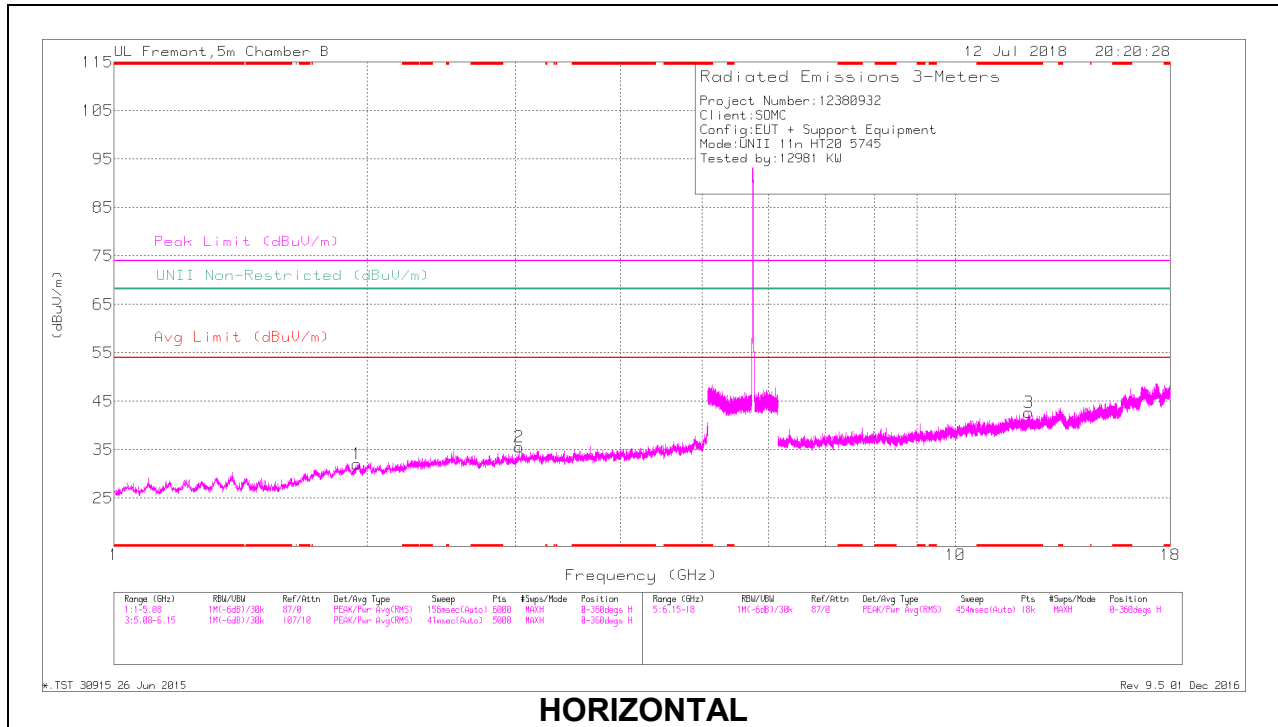
#### Trace Markers

Marker	Frequency (GHz)	Meter Reading (dBm)	Det	AF T863 (dB/m)	Amp/Cbl/Filtr/Pad (dB)	Conversion Factor (dB)	DC Corr (dB)	Corrected Reading EIRP	Peak Limit (dBm)	PK Margin (dB)	Azimuth (Degs)	Height (cm)	Polarity
1	5.85	-70.1	Pk	35.4	-20	11.8	0	-42.9	26.99	-69.89	193	141	V
2	5.934	-67.19	Pk	35.4	-19.7	11.8	0	-39.69	-27	-12.69	193	141	V

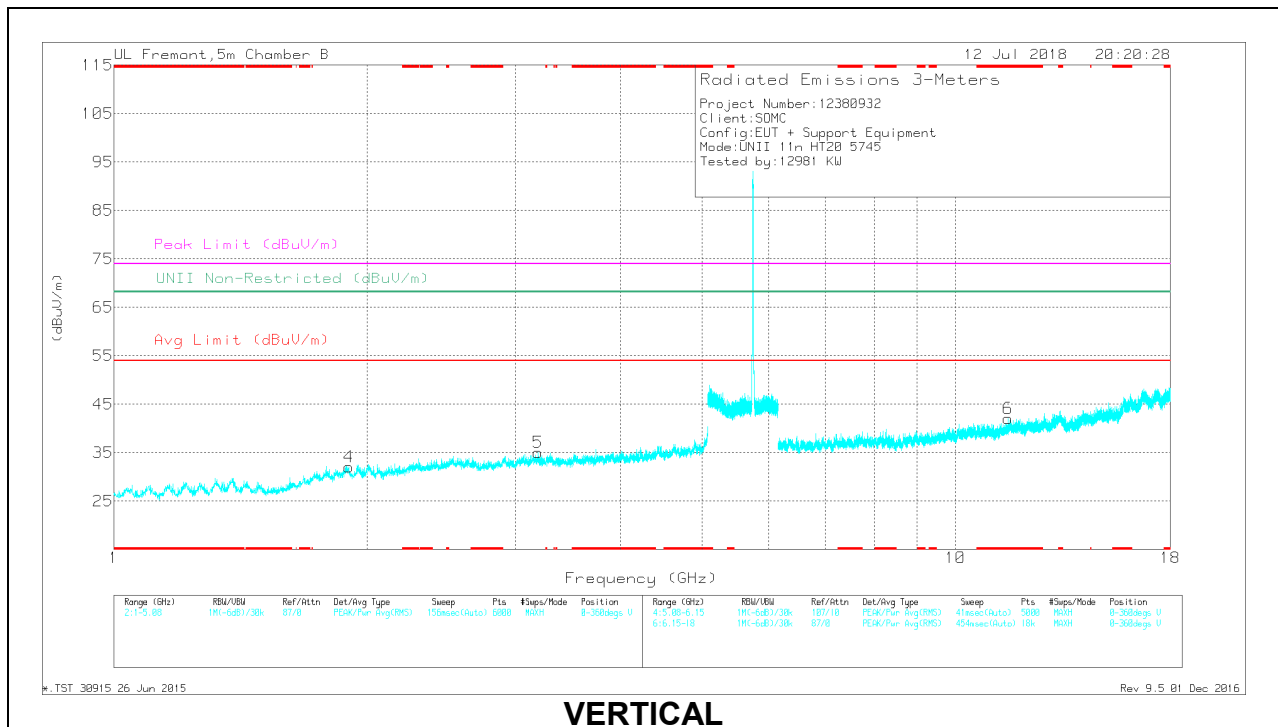
Pk - Peak detector

## HARMONICS AND SPURIOUS EMISSIONS

### LOW CHANNEL RESULTS



**HORIZONTAL**



**VERTICAL**

**RADIATED EMISSIONS**

Radiated Emissions

Marker	Frequency (GHz)	Meter Reading (dBuV)	Det	AF T863 (dB/m)	Amp/Cbl/Fitr/Pad (dB)	DC Corr (dB)	Corrected Reading (dBuV/m)	Avg Limit (dBuV/m)	Margin (dB)	Peak Limit (dBuV/m)	PK Margin (dB)	UNII Non-Restricted (dBuV/m)	PK Margin (dB)	Azimuth (Degs)	Height (cm)	Polarity
3	* 12.216	33.3	PK-U	39.2	-23.7	0	48.8	-	-	74	-25.2	-	-	251	173	H
	* 12.217	21.24	ADR	39.2	-23.7	.1	36.84	54	-17.16	-	-	-	-	251	173	H
6	* 11.554	32.74	PK-U	38.5	-23.8	0	47.44	-	-	74	-26.56	-	-	262	158	V
	* 11.554	21.14	ADR	38.5	-23.8	.1	35.94	54	-18.06	-	-	-	-	262	158	V
4	1.9	41.42	PK-U	31.1	-33.3	0	39.22	-	-	-	-	68.2	-28.98	121	166	V
1	1.947	40.89	PK-U	31	-32.9	0	38.99	-	-	-	-	68.2	-29.21	190	175	H
2	3.032	39.69	PK-U	32.9	-31.9	0	40.69	-	-	-	-	68.2	-27.51	163	134	H
5	3.193	39.43	PK-U	33	-31.5	0	40.93	-	-	-	-	68.2	-27.27	156	137	V

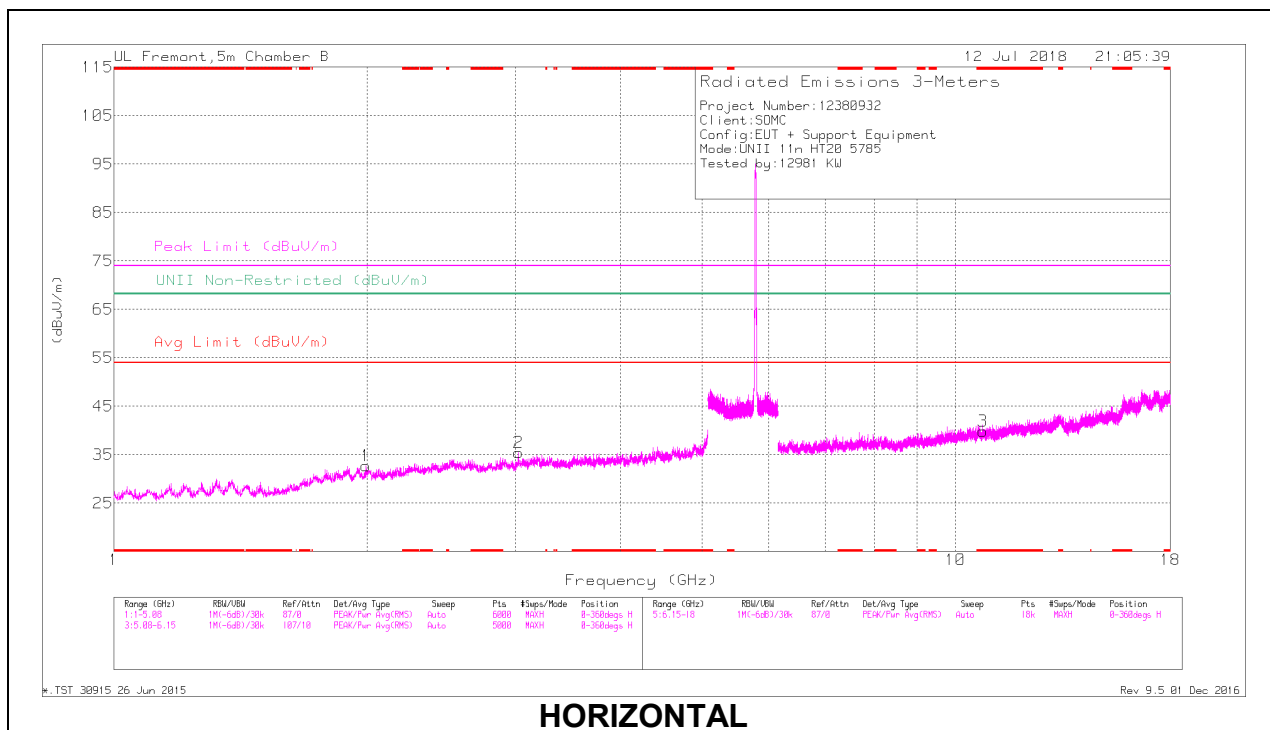
\* - indicates frequency in CFR47 Pt 15 Restricted Band

PK-U - U-NII: Maximum Peak

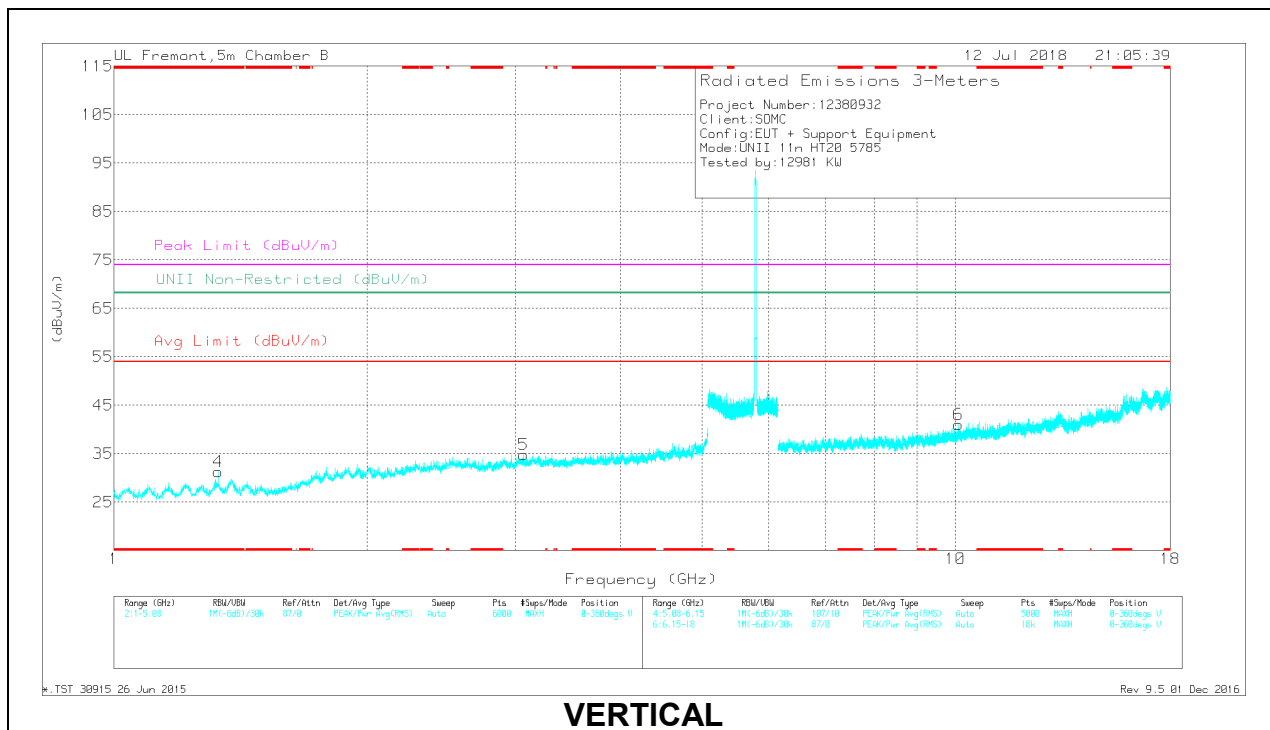
ADR - U-NII AD primary method, RMS average



### MID CHANNEL RESULTS



**HORIZONTAL**



**VERTICAL**

**RADIATED EMISSIONS**

Radiated Emissions

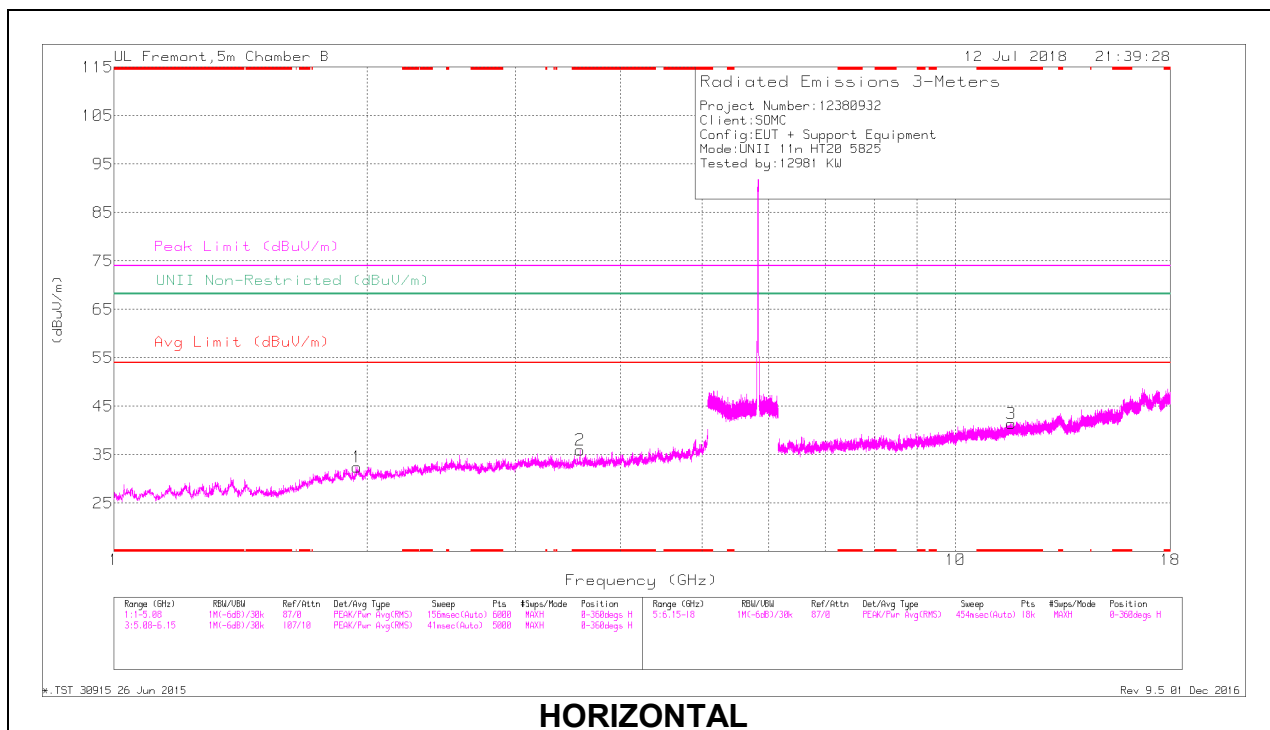
Marker	Frequency (GHz)	Meter Reading (dBuV)	Det	AF T863 (dB/m)	Amp/Cbl/Fitr/Pad (dB)	DC Corr (dB)	Corrected Reading (dBuV/m)	Avg Limit (dBuV/m)	Margin (dB)	Peak Limit (dBuV/m)	PK Margin (dB)	UNII Non-Restricted (dBuV/m)	PK Margin (dB)	Azimuth (Degs)	Height (cm)	Polarity
4	* 1.33	41.67	PK-U	28.4	-33.9	0	36.17	-	-	74	-37.83	-	-	234	301	V
	* 1.328	30.27	ADR	28.4	-34	.1	24.77	54	-29.23	-	-	-	-	234	301	V
3	* 10.783	33.9	PK-U	37.9	-24.8	0	47	-	-	74	-27	-	-	207	172	H
	* 10.782	22.02	ADR	37.9	-24.8	.1	35.22	54	-18.78	-	-	-	-	207	172	H
1	1.995	40.09	PK-U	30.9	-32.5	0	38.49	-	-	-	-	68.2	-29.71	233	156	H
2	3.024	39.8	PK-U	32.8	-32.1	0	40.5	-	-	-	-	68.2	-27.7	307	136	H
5	3.065	39.73	PK-U	33.1	-32.1	0	40.73	-	-	-	-	68.2	-27.47	286	126	V
6	10.09	33.88	PK-U	37.7	-24.8	0	46.78	-	-	-	-	68.2	-21.42	227	168	V

\* - indicates frequency in CFR47 Pt 15 Restricted Band

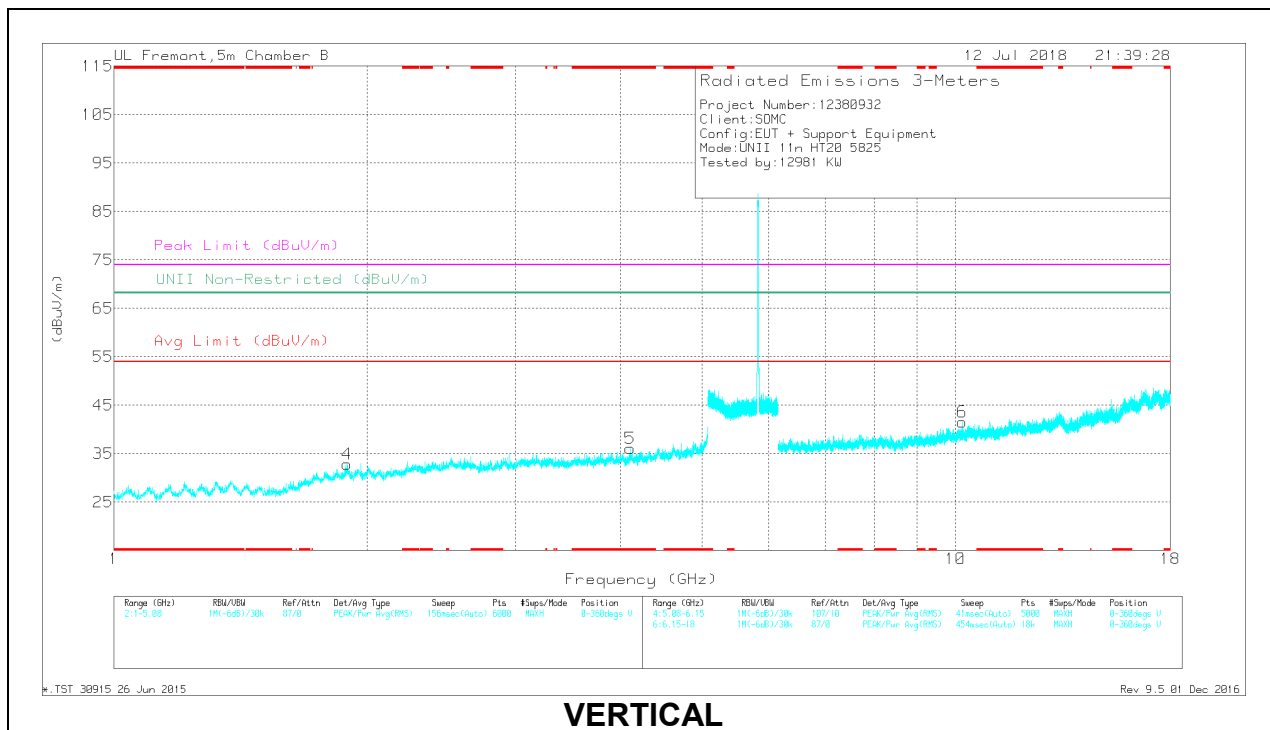
PK-U - U-NII: Maximum Peak

ADR - U-NII AD primary method, RMS average

### HIGH CHANNEL RESULTS



### HORIZONTAL



### VERTICAL

**RADIATED EMISSIONS**

Radiated Emissions

Marker	Frequency (GHz)	Meter Reading (dBuV)	Det	AF T863 (dB/m)	Amp/Cb/Fitr/Pad (dB)	DC Corr (dB)	Corrected Reading (dBuV/m)	Avg Limit (dBuV/m)	Margin (dB)	Peak Limit (dBuV/m)	PK Margin (dB)	UNII Non-Restricted (dBuV/m)	PK Margin (dB)	Azimuth (Degs)	Height (cm)	Polarity
2	* 3.577	40.35	PK-U	33.2	-31.8	0	41.75	-	-	74	-32.25	-	-	294	168	H
	* 3.58	28.09	ADR	33.2	-32	.1	29.39	54	-24.61	-	-	-	-	294	168	H
5	* 4.105	39.37	PK-U	33.6	-31.3	0	41.67	-	-	74	-32.33	-	-	262	156	V
	* 4.104	28.16	ADR	33.6	-31.3	.1	30.56	54	-23.44	-	-	-	-	262	156	V
3	* 11.649	33.52	PK-U	38.8	-23.8	0	48.52	-	-	74	-25.48	-	-	218	163	H
	* 11.649	20.89	ADR	38.8	-23.8	.1	35.99	54	-18.01	-	-	-	-	218	163	H
4	1.892	41.38	PK-U	31	-33.3	0	39.08	-	-	-	-	68.2	-29.12	165	131	V
1	1.945	41.37	PK-U	31	-32.9	0	39.47	-	-	-	-	68.2	-28.73	300	183	H
6	10.178	33.82	PK-U	37.8	-25.5	0	46.12	-	-	-	-	68.2	-22.08	217	119	V

\* - indicates frequency in CFR47 Pt 15 Restricted Band

PK-U - U-NII: Maximum Peak

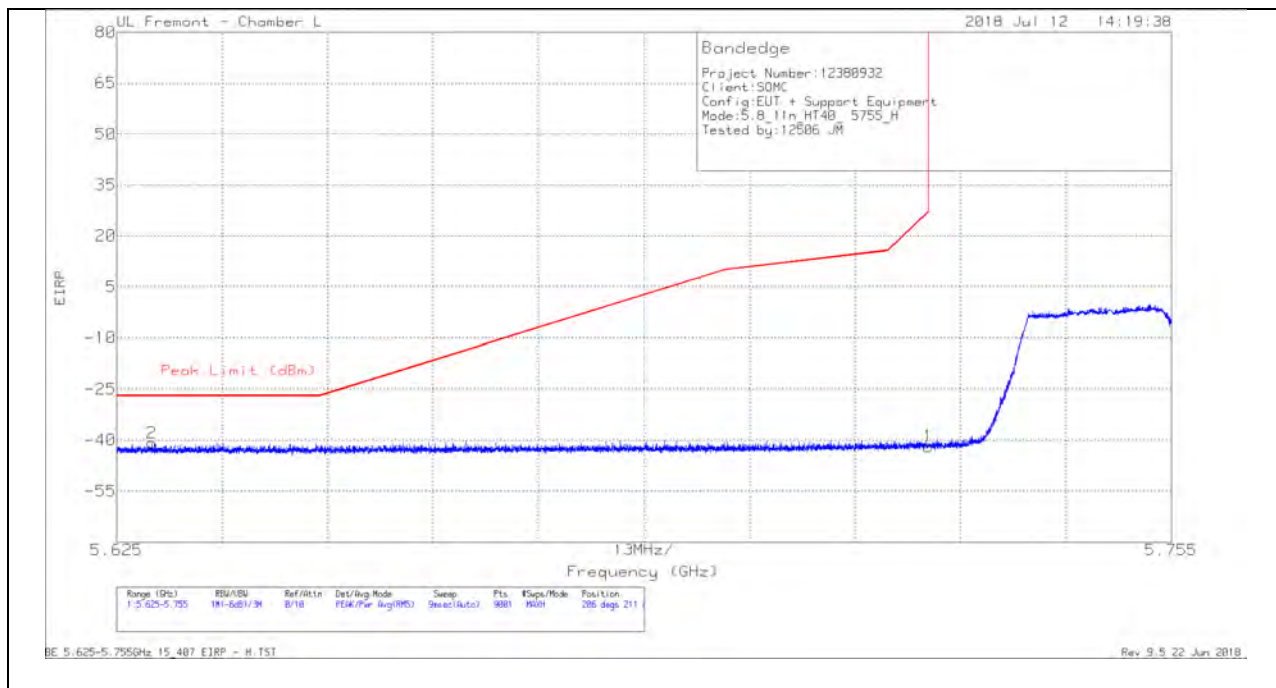
ADR - U-NII AD primary method, RMS average

**9.1.15. TX ABOVE 1 GHz 802.11n HT40 MODE IN THE 5.8 GHz BAND**

**2TX Antenna 1 + Antenna 2 CDD MODE**

**BANDEDGE (LOW CHANNEL)**

**HORIZONTAL RESULT**

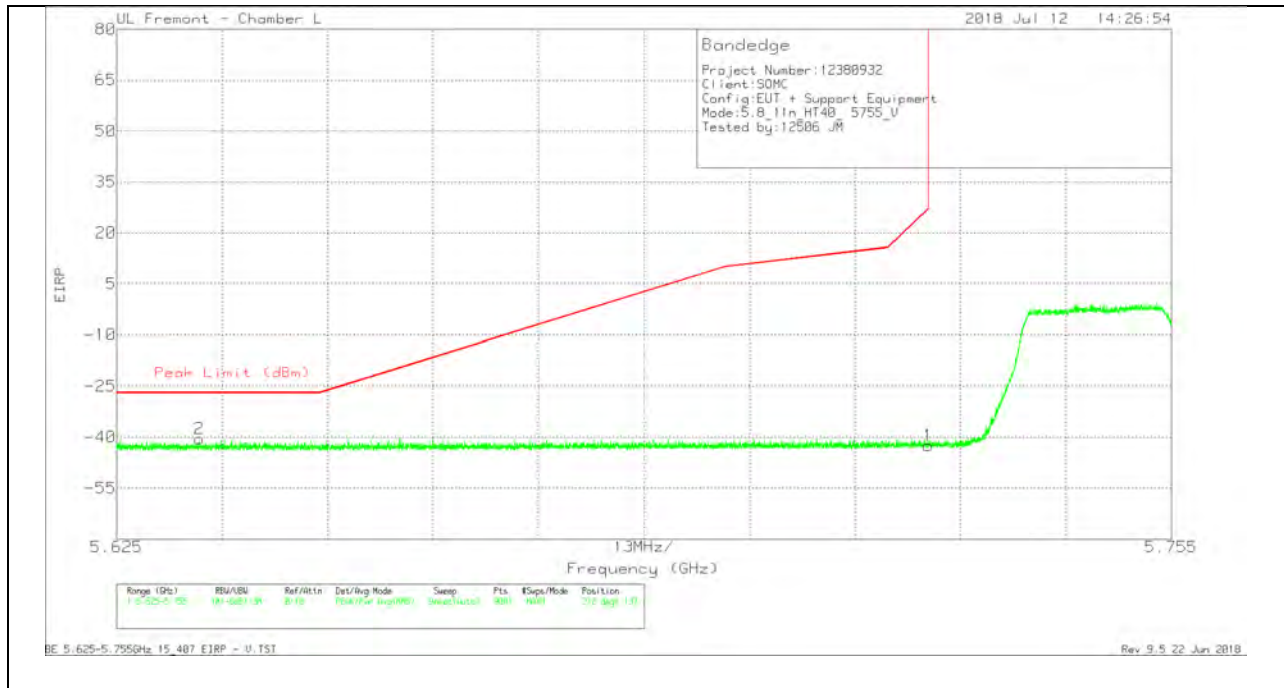


**Trace Markers**

Marker	Frequency (GHz)	Meter Reading (dBm)	Det	AF EMC4294 (dB/m)	Amp/Cbl/Filtr/Pad (dB)	Conversion Factor (dB)	Corrected Reading EIRP	Peak Limit (dBm)	PK Margin (dB)	Azimuth (Degs)	Height (cm)	Polarity
1	5.725	-70.11	Pk	34.9	-18.4	11.8	-41.81	26.99	-68.8	206	211	H
2	5.629	-68.99	Pk	34.8	-18.4	11.8	-40.79	-27	-13.79	206	211	H

Pk - Peak detector

### VERTICAL RESULT



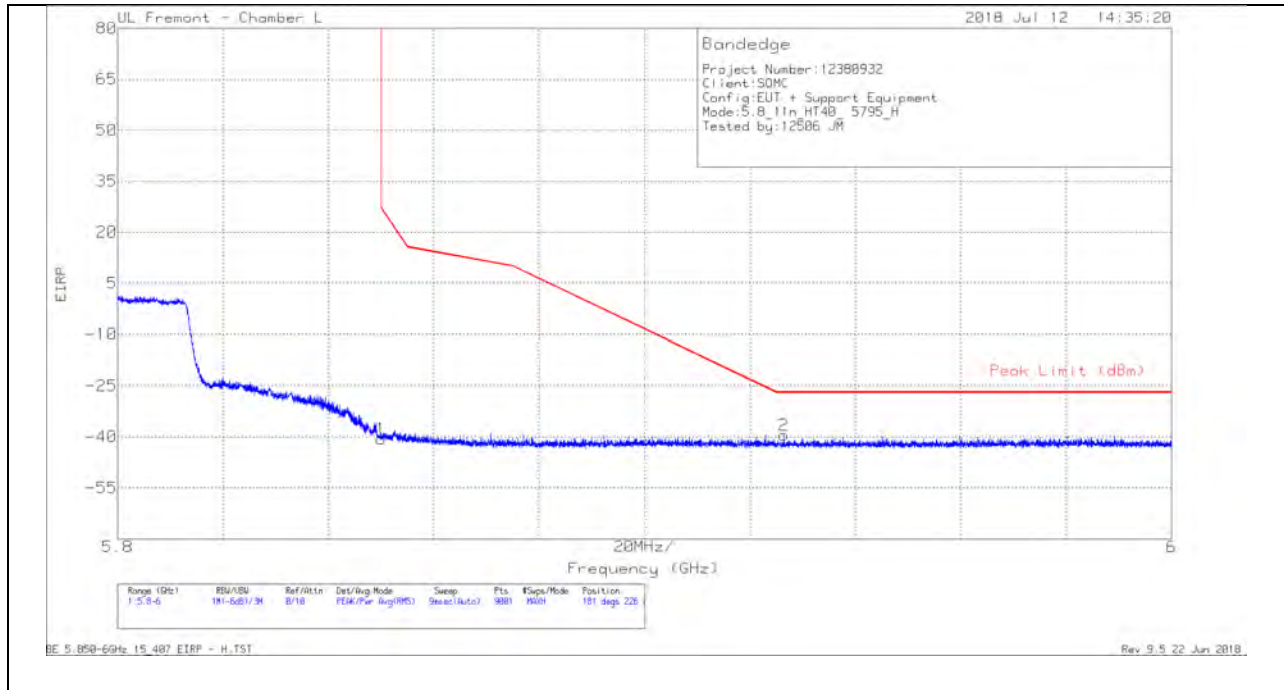
#### Trace Markers

Marker	Frequency (GHz)	Meter Reading (dBm)	Det	AF EMC4294 (dB/m)	Amp/Cbl/Filtr/Pad (dB)	Conversion Factor (dB)	Corrected Reading EIRP	Peak Limit (dBm)	PK Margin (dB)	Azimuth (Degs)	Height (cm)	Polarity
1	5.725	-70.77	Pk	34.9	-18.4	11.8	-42.47	26.99	-69.46	212	137	V
2	5.635	-68.81	Pk	34.8	-18.3	11.8	-40.51	-27	-13.51	212	137	V

Pk - Peak detector

**BANDEDGE (HIGH CHANNEL)**

**HORIZONTAL RESULT**

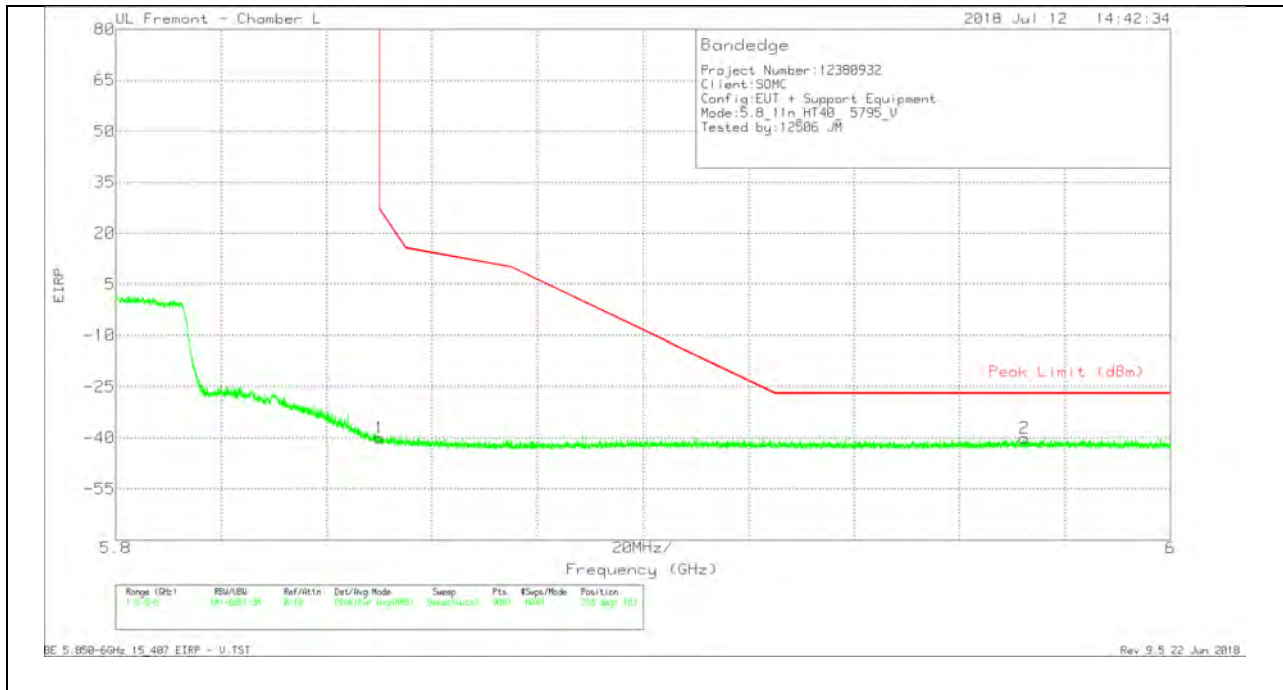


**Trace Markers**

Marker	Frequency (GHz)	Meter Reading (dBm)	Det	AF EMC4294 (dB/m)	Amp/Cbl/Filtr/Pad (dB)	Conversion Factor (dB)	Corrected Reading EIRP	Peak Limit (dBm)	PK Margin (dB)	Azimuth (Degs)	Height (cm)	Polarity
1	5.85	-69.08	Pk	35.1	-18.5	11.8	-40.68	26.95	-67.63	181	226	H
2	5.926	-68.56	Pk	35.2	-18	11.8	-39.56	-27	-12.56	181	226	H

Pk - Peak detector

### VERTICAL RESULT



#### Trace Markers

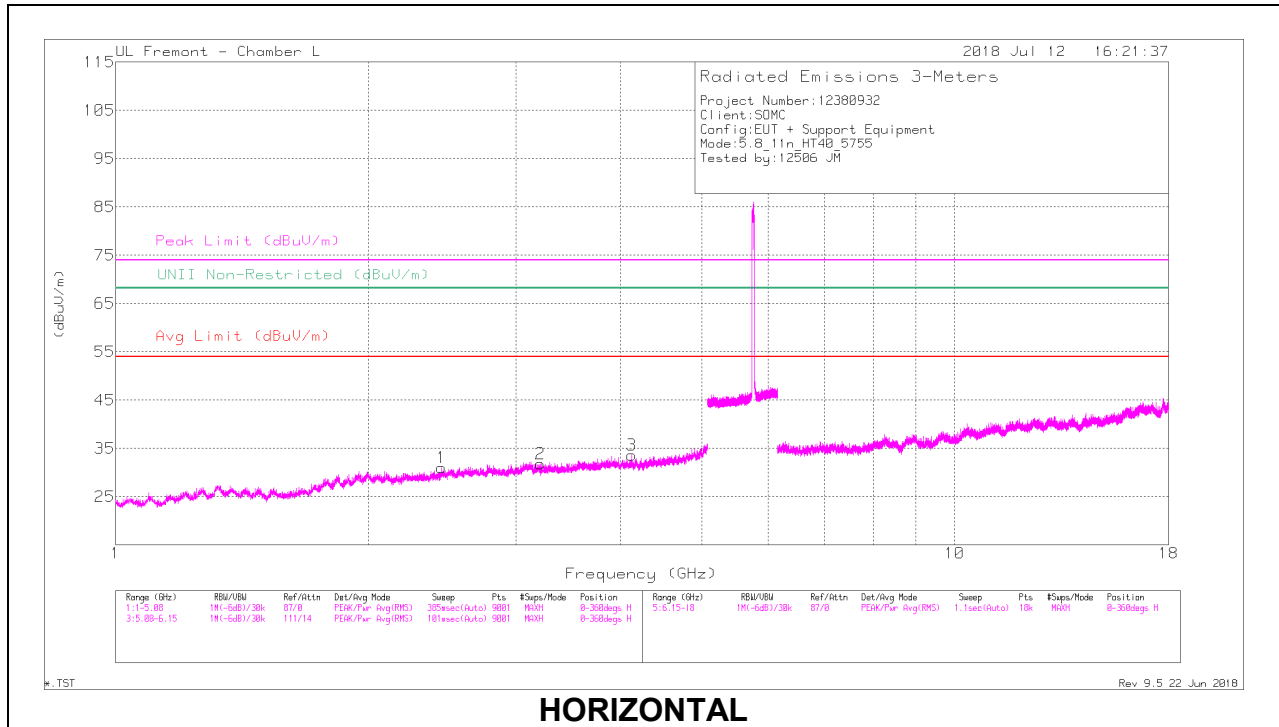
Marker	Frequency (GHz)	Meter Reading (dBm)	Det	AF EMC4294 (dB/m)	Amp/Cbl/Filtr/Pad (dB)	Conversion Factor (dB)	Corrected Reading EIRP	Peak Limit (dBm)	PK Margin (dB)	Azimuth (Degs)	Height (cm)	Polarity
1	5.85	-68.4	Pk	35.1	-18.5	11.8	-40	26.95	-66.95	215	183	V
2	5.972	-69.28	Pk	35.1	-17.7	11.8	-40.08	-27	-13.08	215	183	V

Pk - Peak detector

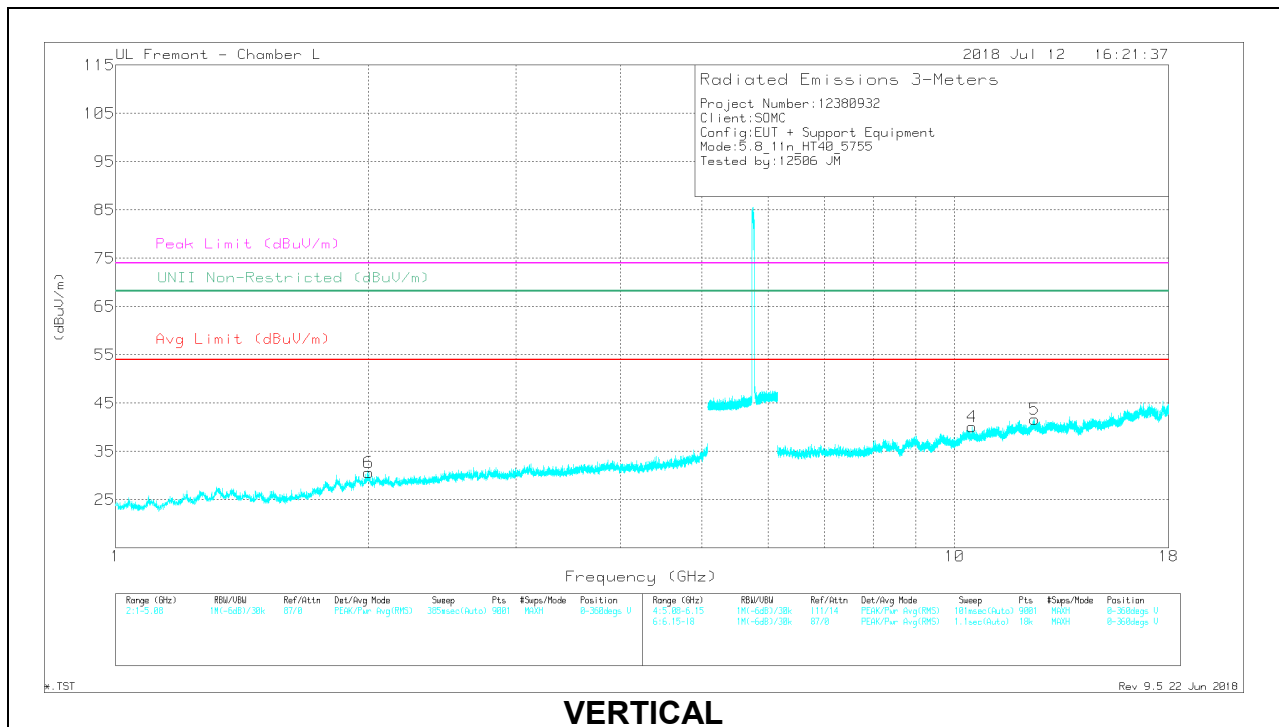


# HARMONICS AND SPURIOUS EMISSIONS

## LOW CHANNEL RESULTS



**HORIZONTAL**



**VERTICAL**

**RADIATED EMISSIONS**

Radiated Emissions

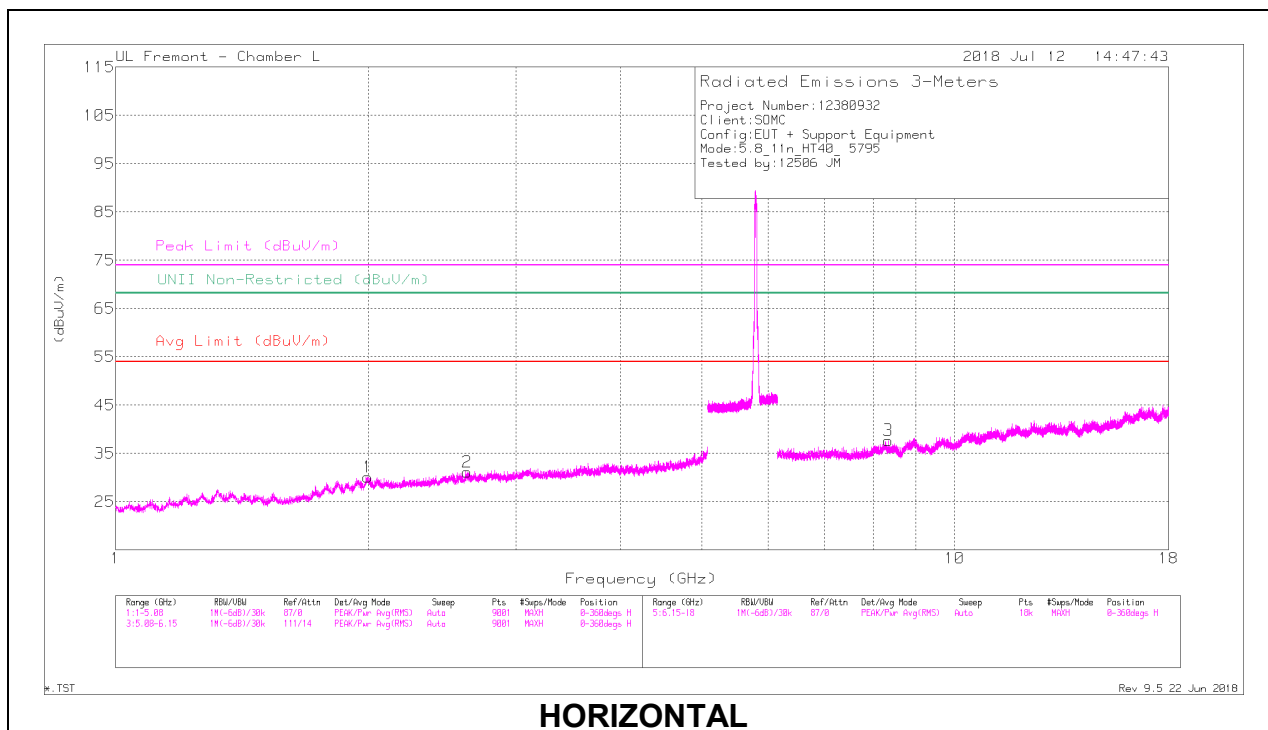
Marker	Frequency (GHz)	Meter Reading (dBuV)	Det	AF EMC42 94 (dB/m)	Amp/Cbl/Fitr/Pad (dB)	DC Corr (dB)	Corrected Reading (dBuV/m)	Avg Limit (dBuV/m)	Margin (dB)	Peak Limit (dBuV/m)	PK Margin (dB)	UNII Non-Restricted (dBuV/m)	PK Margin (dB)	Azimuth (Degs)	Height (cm)	Polarity
1	2.445	38.58	PK-U	32.2	-32.6	0	38.18	-	-	-	-	68.2	-30.02	34	222	H
2	3.21	35.01	PK-U	33	-31.4	0	36.61	-	-	-	-	68.2	-31.59	127	258	H
3	* 4.121	35.48	PK-U	33.5	-29.5	0	39.48	-	-	74	-34.52	-	-	296	237	H
	* 4.124	26.49	ADR	33.5	-29.5	-28	30.77	54	-23.23	-	-	-	-	296	237	H
6	2.005	37.04	PK-U	31.7	-32.9	0	35.84	-	-	-	-	68.2	-32.36	155	230	V
4	10.495	27.71	PK-U	37.5	-20.8	0	44.41	-	-	-	-	68.2	-23.79	200	277	V
5	* 12.456	29.63	PK-U	38.9	-20.9	0	47.63	-	-	74	-26.37	-	-	240	252	V
	* 12.454	20.21	ADR	38.9	-20.9	-28	38.49	54	-15.51	-	-	-	-	240	252	V

\* - indicates frequency in CFR47 Pt 15 Restricted Band

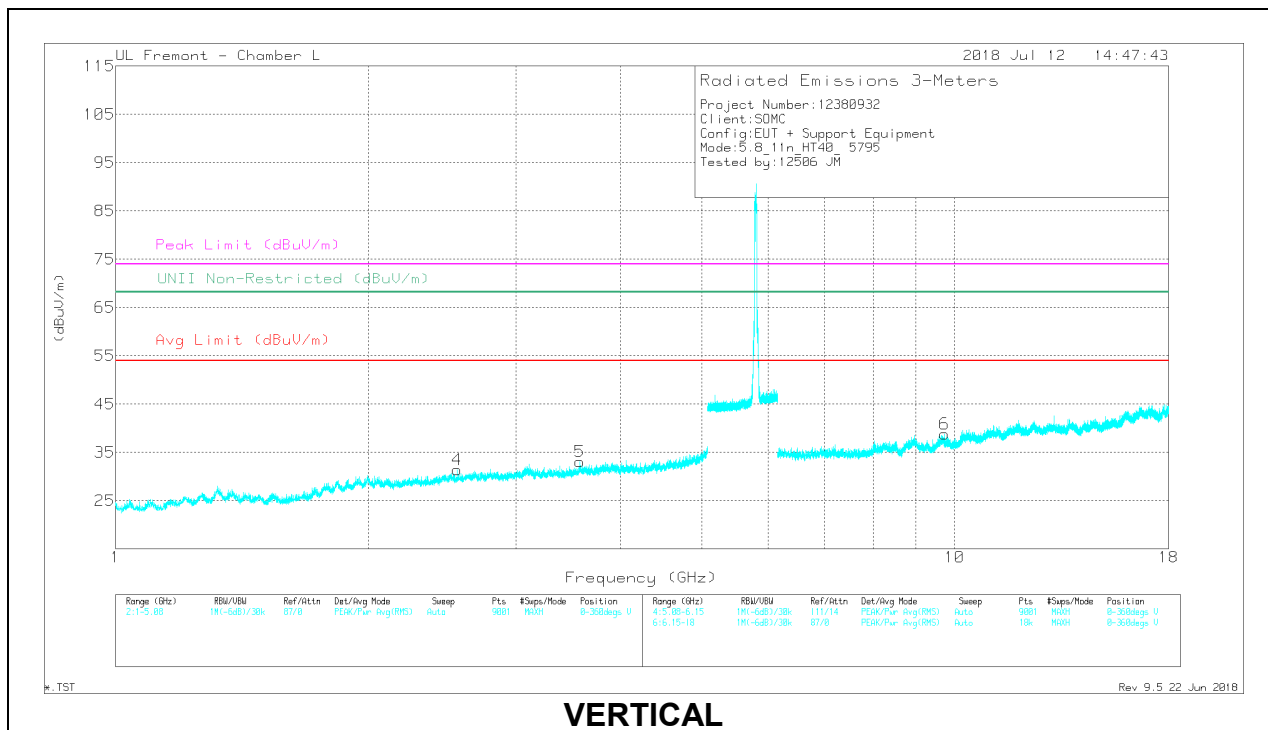
PK-U - U-NII: Maximum Peak

ADR - U-NII AD primary method, RMS average

### HIGH CHANNEL RESULTS



**HORIZONTAL**



**VERTICAL**

**RADIATED EMISSIONS**

Radiated Emissions

Marker	Frequency (GHz)	Meter Reading (dBuV)	Det	AF EMC42 94 (dB/m)	Amp/Cbl/Fitr/Pad (dB)	DC Corr (dB)	Corrected Reading (dBuV/m)	Avg Limit (dBuV/m)	Margin (dB)	Peak Limit (dBuV/m)	PK Margin (dB)	UNII Non-Restricted (dBuV/m)	PK Margin (dB)	Azimuth (Degs)	Height (cm)	Polarity
1	1.997	38.11	PK-U	31.7	-33	0	36.81	-	-	-	-	68.2	-31.39	299	276	H
2	2.621	35.54	PK-U	32.5	-32	0	36.04	-	-	-	-	68.2	-32.16	341	259	H
4	2.553	36.5	PK-U	32.3	-32.1	0	36.7	-	-	-	-	68.2	-31.5	260	169	V
5	* 3.576	34.86	PK-U	33.4	-30.7	0	37.56	-	-	74	-36.44	-	-	294	245	V
	* 3.576	26.69	ADR	33.4	-30.7	.28	29.67	54	-24.33	-	-	-	-	294	245	V
3	* 8.343	30.04	PK-U	35.9	-24	0	41.94	-	-	74	-32.06	-	-	352	170	H
	* 8.34	22.07	ADR	35.9	-23.9	.28	34.35	54	-19.65	-	-	-	-	352	170	H
6	9.738	28.93	PK-U	36.9	-21.9	0	43.93	-	-	-	-	68.2	-24.27	216	197	V

\* - indicates frequency in CFR47 Pt 15 Restricted Band

PK-U - U-NII: Maximum Peak

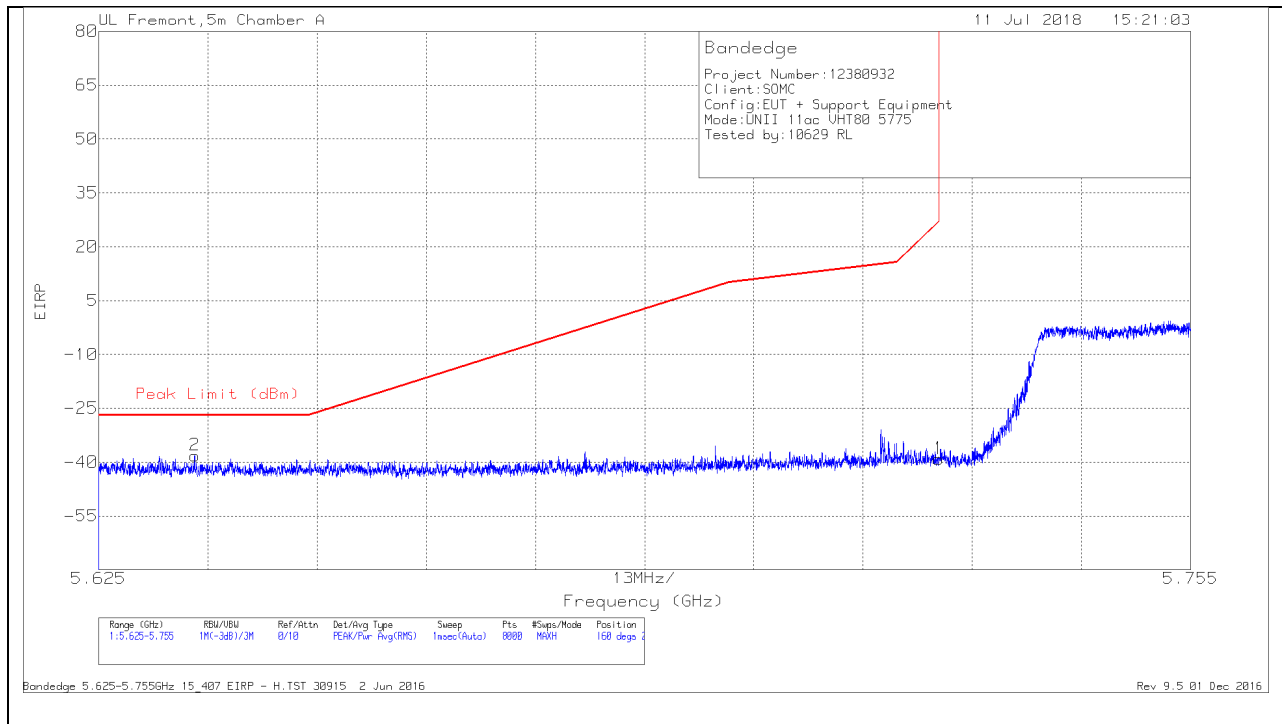
ADR - U-NII AD primary method, RMS average

**9.1.16. TX ABOVE 1 GHz 802.11ac VHT80 MODE IN THE 5.8 GHz BAND**

**2TX Antenna 1 + Antenna 2 CDD MODE**

**BANDEDGE (CHANNEL 155 LOW EDGE)**

**HORIZONTAL RESULT**

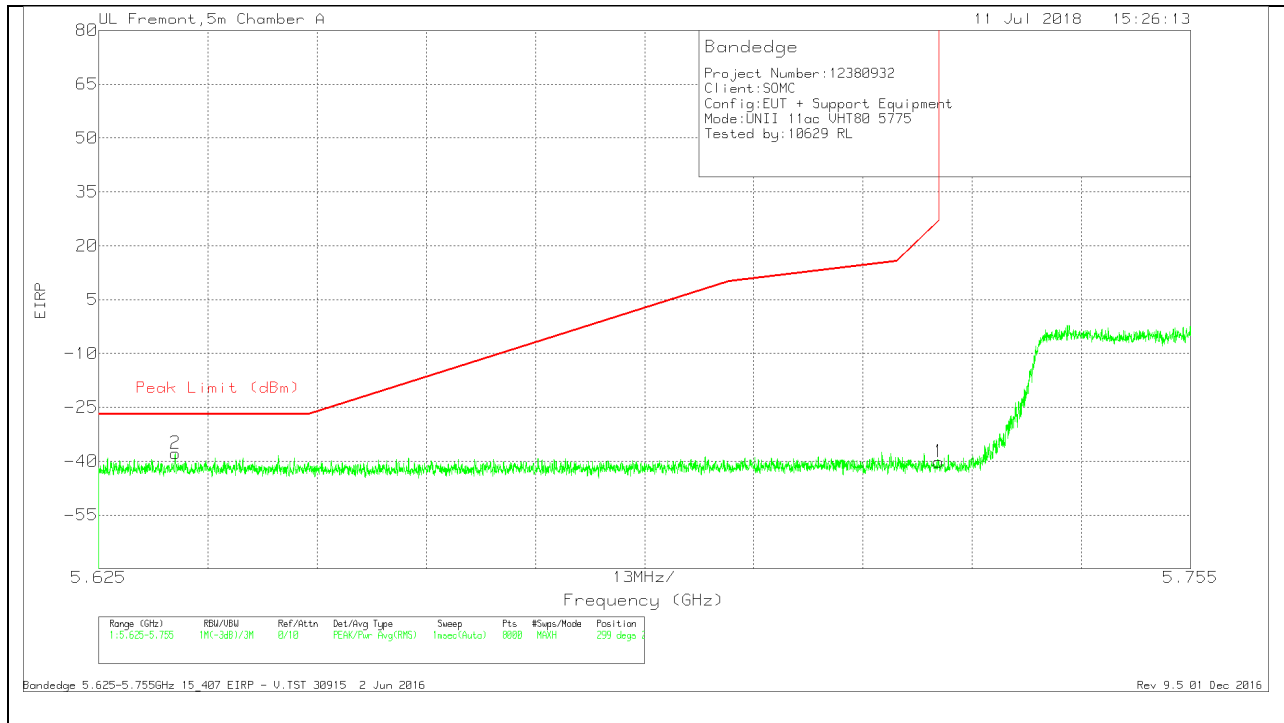


**Trace Markers**

Marker	Frequency (GHz)	Meter Reading (dBm)	Det	AFT345 (dB/m)	Amp/Cbi/Filtr/Pad (dB)	Conversion Factor (dB)	DC Corr (dB)	Corrected Reading EIRP	Peak Limit (dBm)	PK Margin (dB)	Azimuth (Degs)	Height (cm)	Polarity
2	5.636	-67.05	Pk	35.1	-18	11.8	0	-38.15	-27	-11.15	160	242	H
1	5.725	-67.98	Pk	35	-17.9	11.8	0	-39.08	27	-66.08	160	242	H

Pk - Peak detector

### VERTICAL RESULT



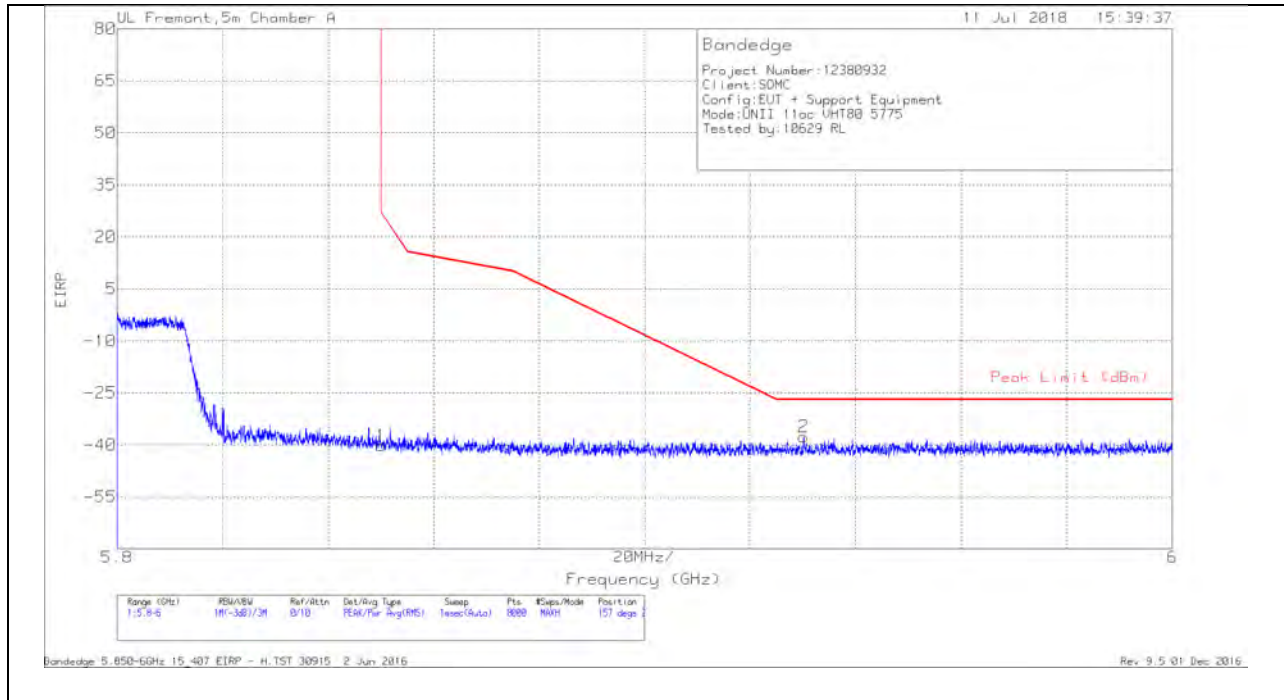
#### Trace Markers

Marker	Frequency (GHz)	Meter Reading (dBm)	Det	AFT345 (dB/m)	Amp/Cbl/Filtr/Pad (dB)	Conversion Factor (dB)	DC Corr (dB)	Corrected Reading EIRP	Peak Limit (dBm)	PK Margin (dB)	Azimuth (Degs)	Height (cm)	Polarity
2	5.634	-66.71	Pk	35.1	-18	11.8	0	-37.81	-27	-10.81	299	214	V
1	5.725	-69.06	Pk	35	-17.9	11.8	0	-40.16	27	-67.16	299	214	V

Pk - Peak detector

**BANDEGE (CHANNEL 155 HIGH EDGE)**

**HORIZONTAL RESULT**

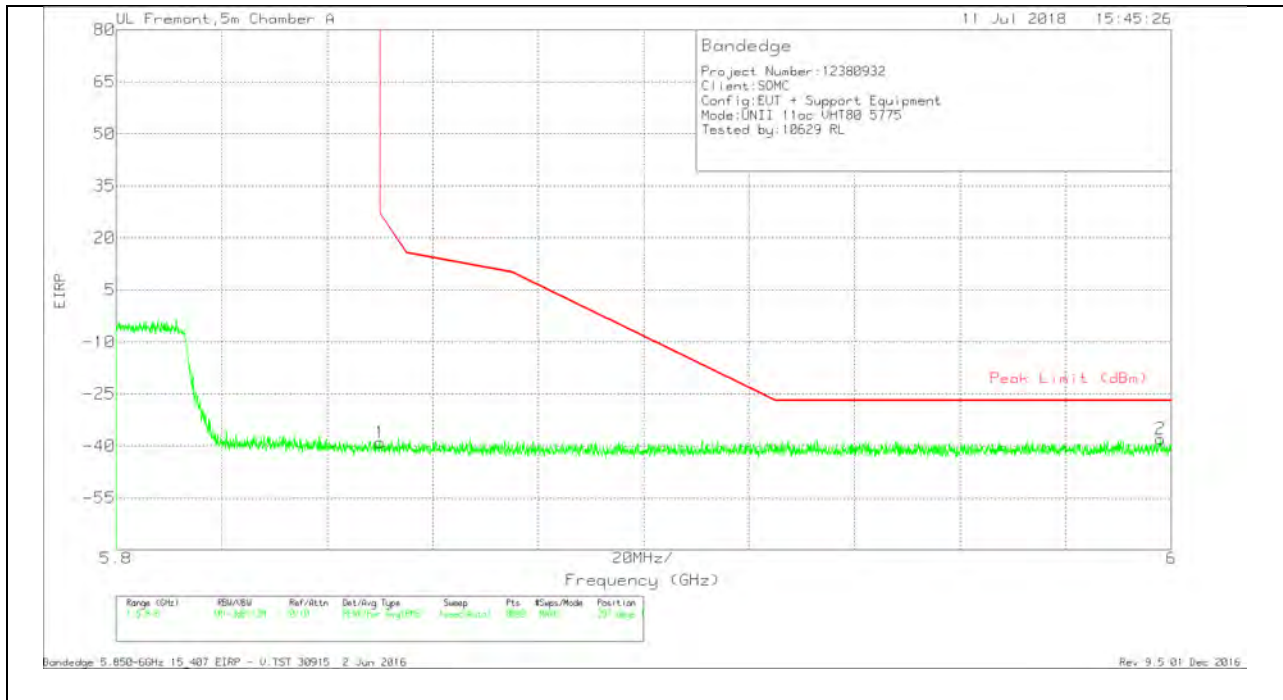


**Trace Markers**

Marker	Frequency (GHz)	Meter Reading (dBm)	Det	AFT345 (dB/m)	Amp/Cbl/Filtr/Pad (dB)	Conversion Factor (dB)	DC Corr (dB)	Corrected Reading EIRP	Peak Limit (dBm)	PK Margin (dB)	Azimuth (Degs)	Height (cm)	Polarity
1	5.85	-69.28	Pk	35.1	-17.8	11.8	0	-40.18	26.99	-67.17	157	230	H
2	5.93	-67.04	Pk	35.2	-17.6	11.8	0	-37.64	-27	-10.64	157	230	H

Pk - Peak detector

### VERTICAL RESULT



### Trace Markers

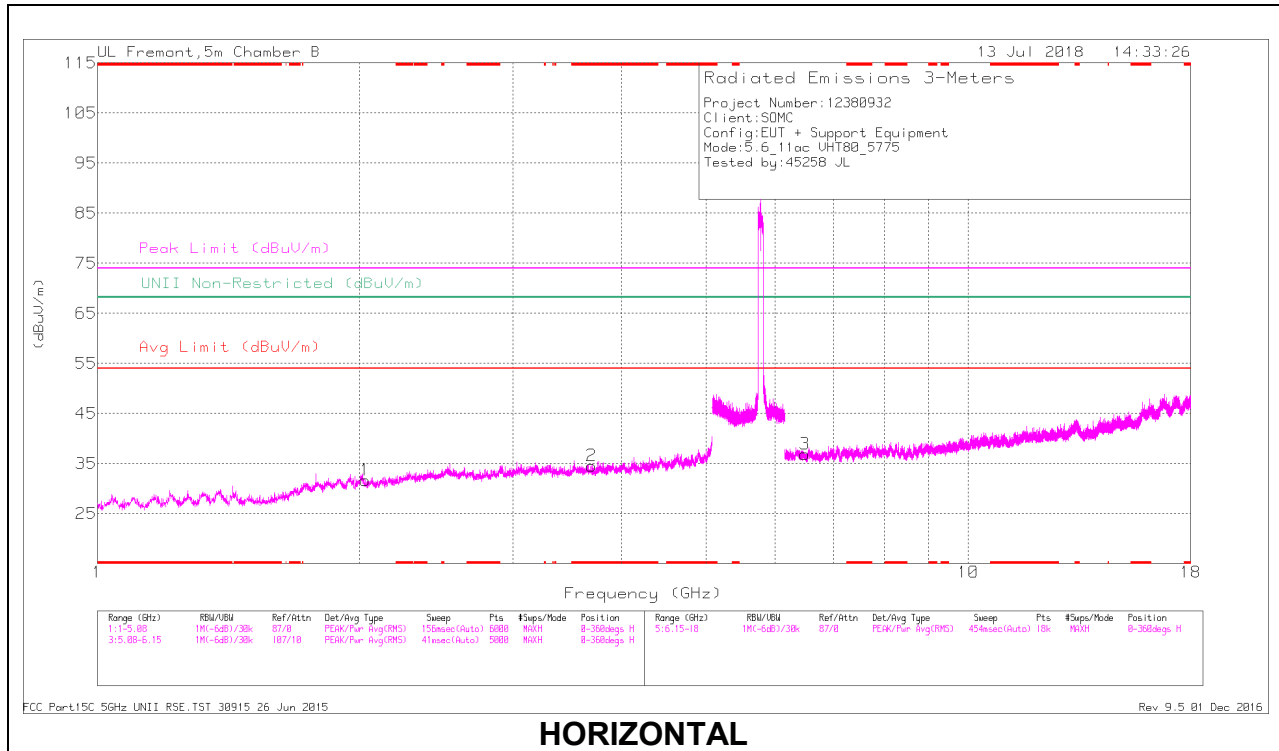
Marker	Frequency (GHz)	Meter Reading (dBm)	Det	AF T345 (dB/m)	Amp/Cbl/Filtr/Pad (dB)	Conversion Factor (dB)	DC Corr (dB)	Corrected Reading EIRP	Peak Limit (dBm)	PK Margin (dB)	Azimuth (Degs)	Height (cm)	Polarity
1	5.85	-68.12	Pk	35.1	-17.8	11.8	0	-39.02	26.99	-66.01	297	173	V
2	5.998	-67.69	Pk	35.3	-17.4	11.8	0	-37.99	-27	-10.99	297	173	V

Pk - Peak detector

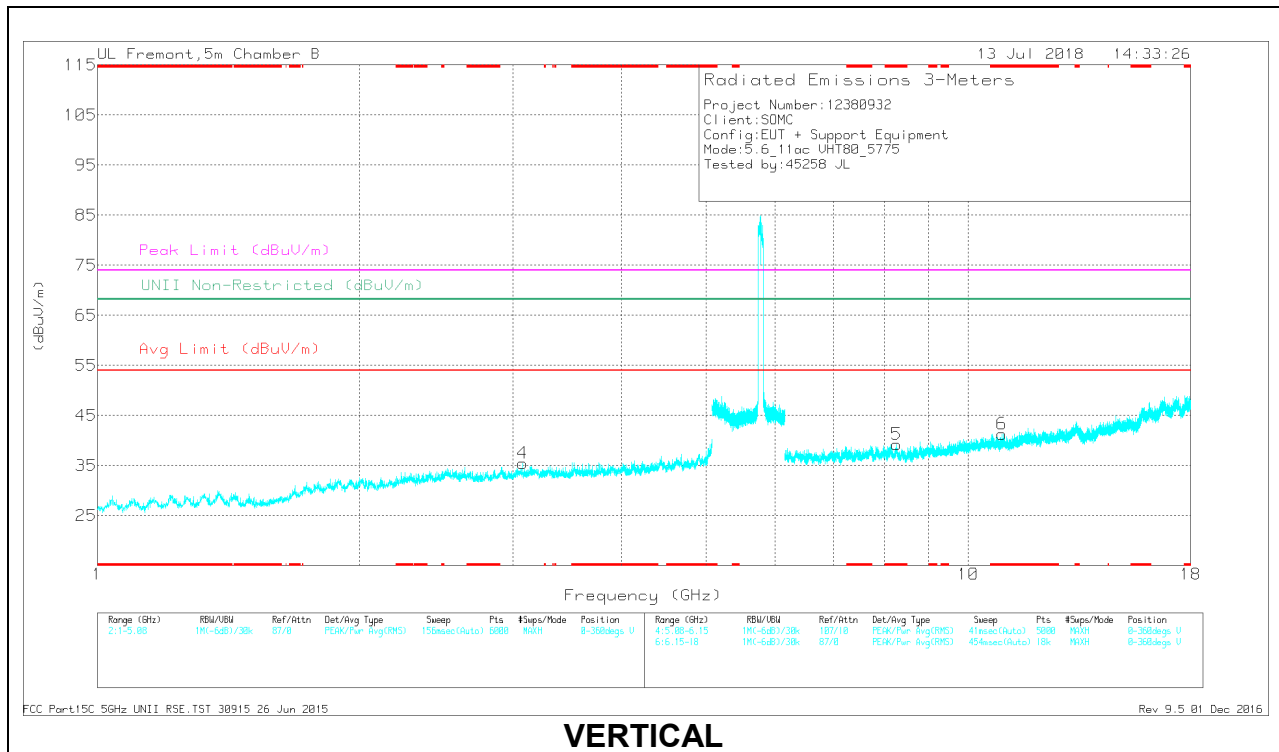


**HARMONICS AND SPURIOUS EMISSIONS**

**MID CHANNEL RESULTS**



**HORIZONTAL**



**VERTICAL**

**RADIATED EMISSIONS**

Radiated Emissions

Marker	Frequency (GHz)	Meter Reading (dBuV)	Det	AF T863 (dB/m)	Amp/Cbl/Filtr/Pad (dB)	DC Corr (dB)	Corrected Reading (dBuV/m)	Avg Limit (dBuV/m)	Margin (dB)	Peak Limit (dBuV/m)	PK Margin (dB)	UNII Non-Restricted (dBuV/m)	PK Margin (dB)	Azimuth (Degs)	Height (cm)	Polarity
2	* 3.695	39.88	PK-U	33.2	-31.7	0	41.38	-	-	74	-32.62	-	-	64	188	H
	* 3.697	28.21	ADR	33.2	-31.7	.57	30.28	54	-23.72	-	-	-	-	64	188	H
5	* 8.276	37.01	PK-U	36.4	-26.8	0	46.61	-	-	74	-27.39	-	-	99	216	V
	* 8.276	23.96	ADR	36.4	-26.8	.57	34.13	54	-19.87	-	-	-	-	99	216	V
6	* 10.929	33.16	PK-U	38	-24.5	0	46.66	-	-	74	-27.34	-	-	137	256	V
	* 10.929	21.36	ADR	38	-24.5	.57	35.43	54	-18.57	-	-	-	-	137	256	V
1	2.029	40.51	PK-U	31	-32.8	0	38.71	-	-	-	-	68.2	-29.49	185	231	H
4	3.077	39.99	PK-U	33.2	-32.4	0	40.79	-	-	-	-	68.2	-27.41	247	201	V
3	6.495	38.07	PK-U	35.7	-29.8	0	43.97	-	-	-	-	68.2	-24.23	298	177	H

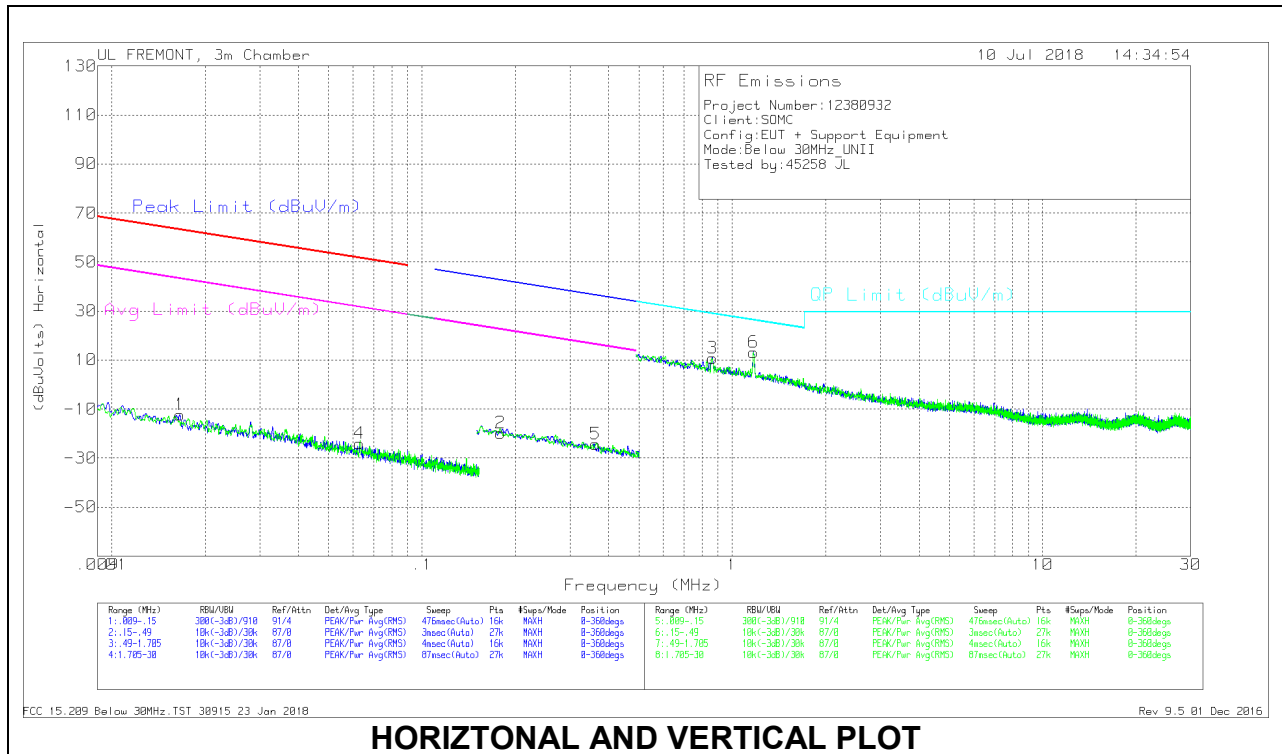
\* - indicates frequency in CFR47 Pt 15 Restricted Band

PK-U - U-NII: Maximum Peak

ADR - U-NII AD primary method, RMS average

## 9.2. Worst Case Below 30 MHz

### SPURIOUS EMISSIONS 9 kHz TO 30 MHz (WORST-CASE CONFIGURATION)



**HORIZONTAL AND VERTICAL PLOT**

### Below 30 MHz Data

#### Trace Markers

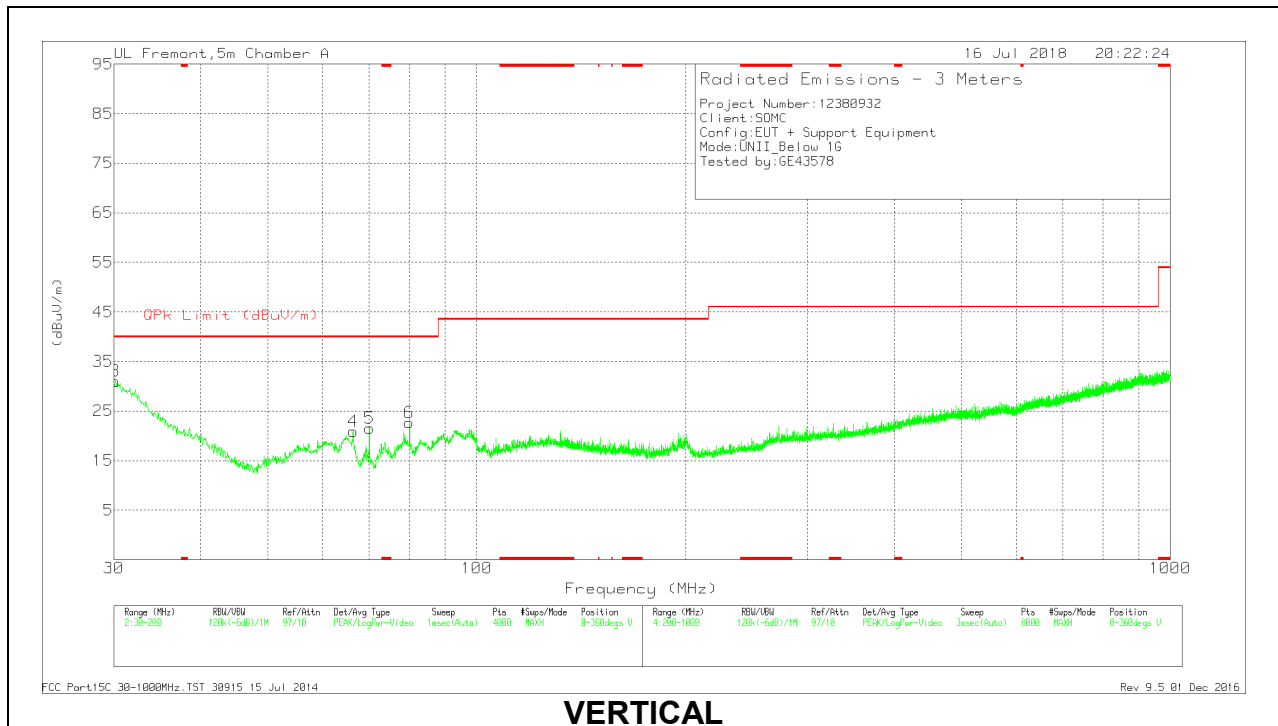
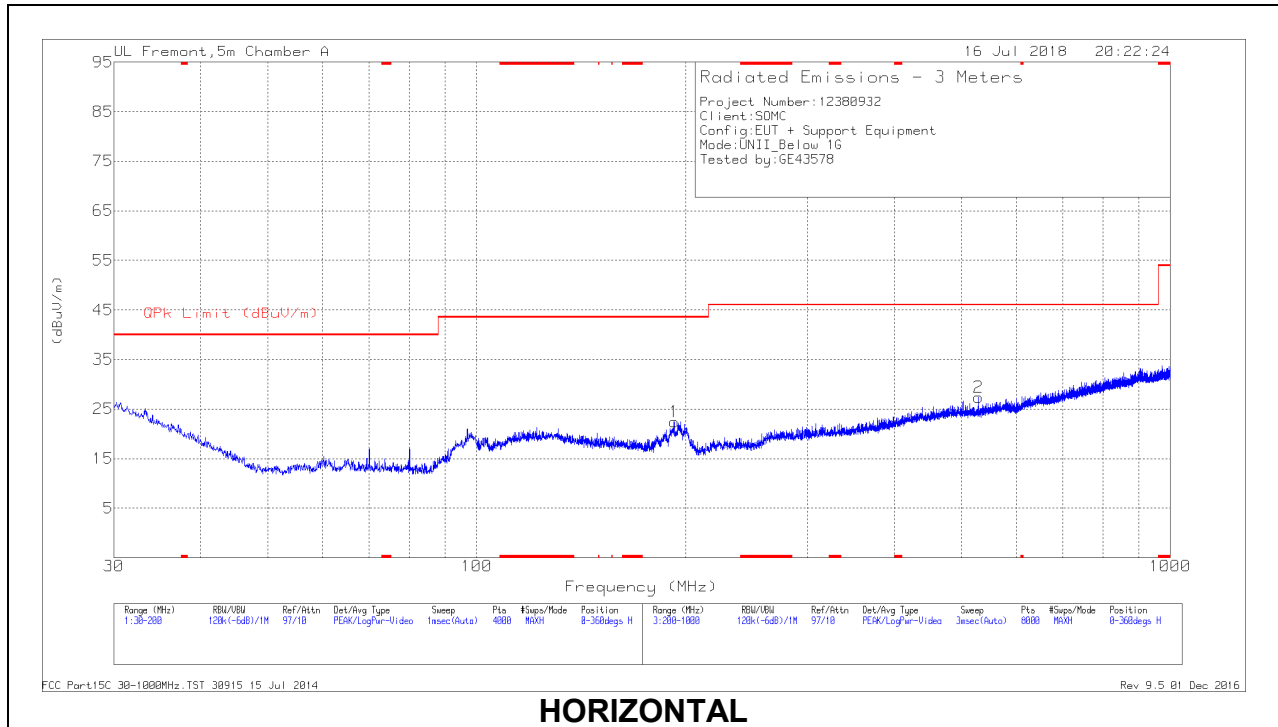
Marker	Frequency (MHz)	Meter Reading (dBuV)	Det	Loop Antenna (dB/m)	Cbl (dB)	Dist Corr 300m	Corrected Reading (dBuVolts)	Peak Limit (dBuV/m)	Margin (dB)	Avg Limit (dBuV/m)	Margin (dB)	Peak Limit (dBuV/m)	Margin (dB)	Avg Limit (dBuV/m)	Margin (dB)	Azimuth (Degs)
1	.01657	51.52	Pk	14.7	1.4	-80	-12.38	63.2	-75.58	43.2	-55.58	-	-	-	-	0-360
4	.06289	40.29	Pk	14.2	1.4	-80	-24.11	51.61	-75.72	31.61	-55.72	-	-	-	-	0-360
2	.17915	44.92	Pk	13.8	1.5	-80	-19.78	-	-	-	-	42.56	-62.34	22.56	-42.34	0-360
5	.36256	40.37	Pk	13.7	1.5	-80	-24.43	-	-	-	-	36.42	-60.85	16.42	-40.85	0-360

#### Pk - Peak detector

Marker	Frequency (MHz)	Meter Reading (dBuV)	Det	Loop Antenna (dB/m)	Cbl (dB)	Dist Corr 30m	Corrected Reading (dBuVolts)	QP Limit (dBuV/m)	Margin (dB)	Peak Limit (dBuV/m)	Margin (dB)	Avg Limit (dBuV/m)	Margin (dB)	Azimuth (Degs)
3	.86362	35.35	Pk	14	1.5	-40	10.85	28.89	-18.04	-	-	-	-	0-360
6	1.17062	37.48	Pk	14.2	1.5	-40	13.18	26.26	-13.08	-	-	-	-	0-360

#### Pk - Peak detector

### 9.3. Worst Case Below 1 GHz



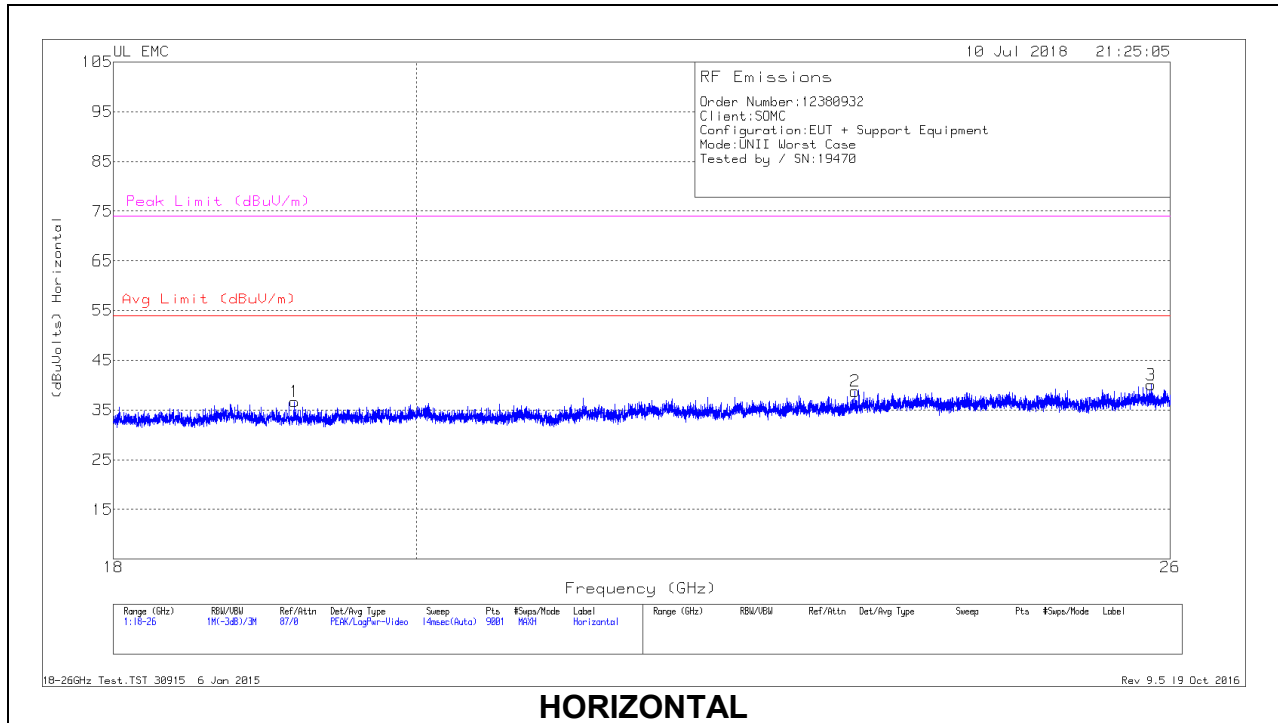
**Below 1GHz DATA**

Trace Markers

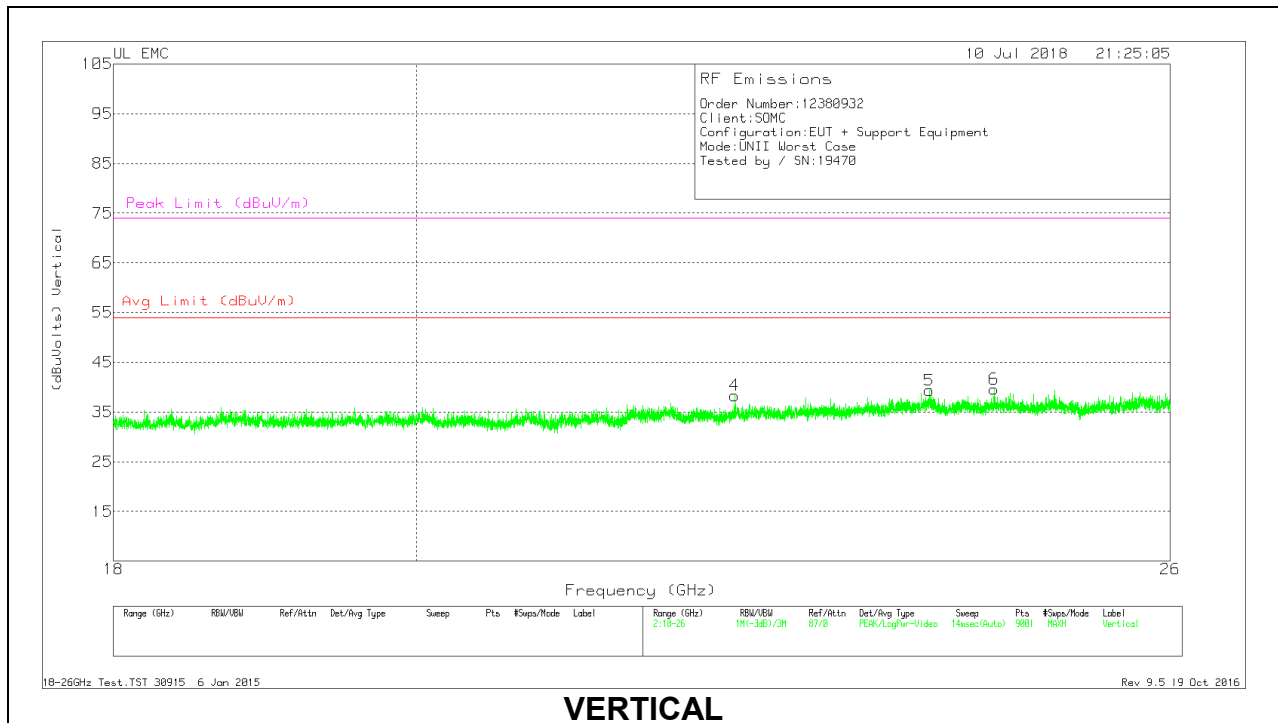
Marker	Frequency (MHz)	Meter Reading (dBuV)	Det	AF T130 (dB/m)	Amp/Cbl (dB/m)	Corrected Reading (dBuV/m)	QPk Limit (dBuV/m)	Margin (dB)	Azimuth (Degs)	Height (cm)	Polarity
3	30.1275	33.2	Pk	25.1	-27.3	31	40	-9	0-360	100	V
4	66.3469	35.56	Pk	12.1	-26.8	20.86	40	-19.14	0-360	100	V
5	70.0454	36.16	Pk	12.1	-26.7	21.56	40	-18.44	0-360	100	V
6	79.9929	37.75	Pk	11.5	-26.6	22.65	40	-17.35	0-360	100	V
1	192.6046	32.22	Pk	15.6	-25.4	22.42	43.52	-21.1	0-360	200	H
2	529.1428	30.85	Pk	21.8	-25.3	27.35	46.02	-18.67	0-360	101	H

Pk - Peak detector

### 9.4. Worst Case 18-26 GHz



**HORIZONTAL**



**VERTICAL**

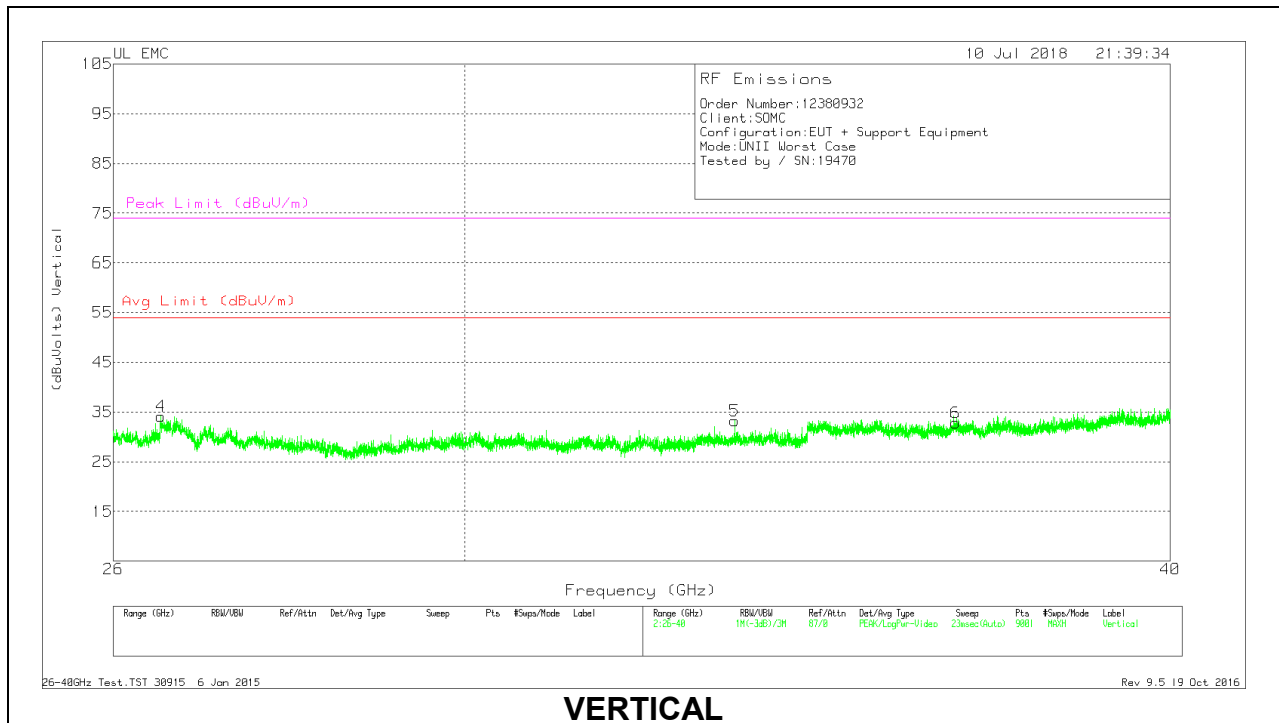
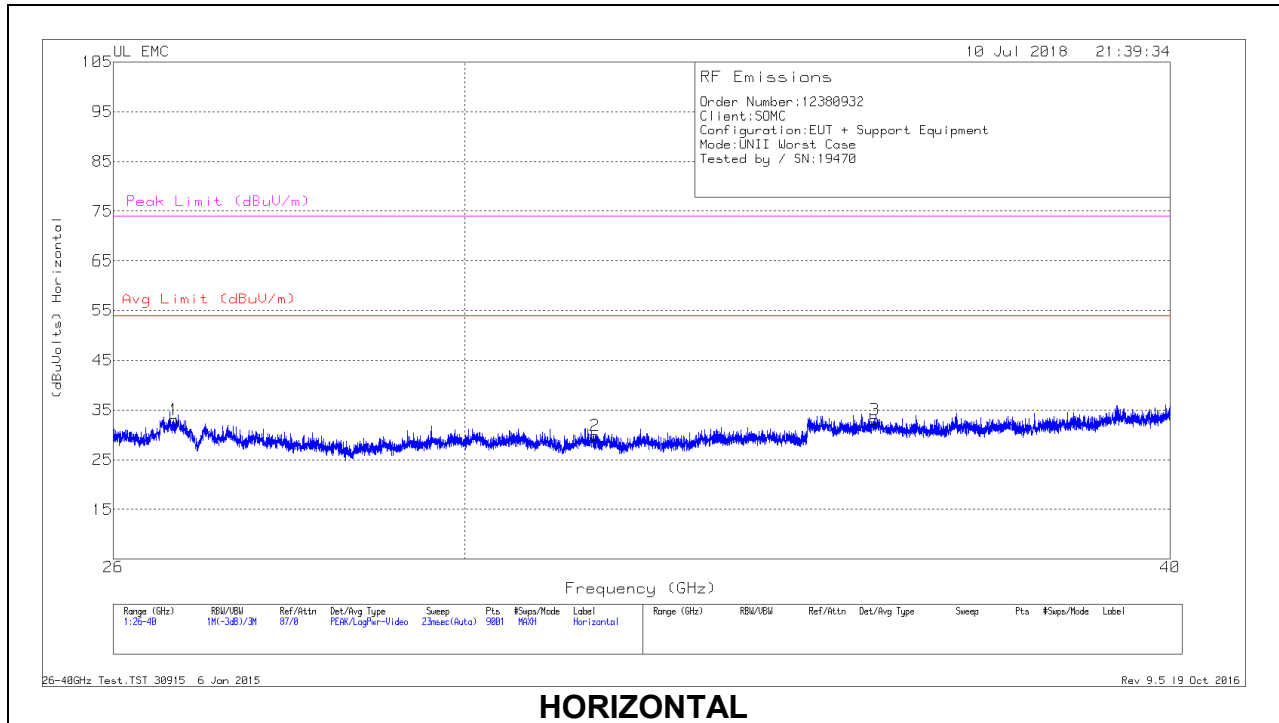
**18 – 26GHz DATA**

Trace Markers

Marker	Frequency (GHz)	Meter Reading (dBuV)	Det	T89 AF (dB/m)	Amp/Cbl (dB)	Dist Corr (dB)	Corrected Reading (dBuVolts)	Avg Limit (dBuV/m)	Margin (dB)	Peak Limit (dBuV/m)	PK Margin (dB)
1	19.17	38.58	Pk	32.3	-24.7	-9.5	36.68	54	-17.32	74	-37.32
2	23.298	39.47	Pk	33.5	-24.7	-9.5	38.77	54	-15.23	74	-35.23
3	25.828	40.26	Pk	34	-24.7	-9.5	40.06	54	-13.94	74	-33.94
4	22.343	39.52	Pk	33	-24.7	-9.5	38.32	54	-15.68	74	-35.68
5	23.909	39.35	Pk	33.4	-23.9	-9.5	39.35	54	-14.65	74	-34.65
6	24.454	39.49	Pk	33.9	-24.3	-9.5	39.59	54	-14.41	74	-34.41

Pk - Peak detector

### 9.5. Worst Case 26-40 GHz





**26 – 40GHz DATA**

Trace Markers

Marker	Frequency (GHz)	Meter Reading (dBuV)	Det	T90 AF (dB/m)	Amp/Cbl (dB)	Dist Corr (dB)	Corrected Reading (dBuVolts)	Avg Limit (dBuV/m)	Margin (dB)	Peak Limit (dBuV/m)	PK Margin (dB)
1	26.647	37.89	Pk	35.4	-30.8	-9.5	32.99	54	-21.01	74	-41.01
2	31.637	36.17	Pk	36.3	-33.1	-9.5	29.87	54	-24.13	74	-44.13
3	35.459	38.17	Pk	37.9	-33.5	-9.5	33.07	54	-20.93	74	-40.93
4	26.507	38.87	Pk	35.5	-30.7	-9.5	34.17	54	-19.83	74	-39.83
5	33.493	38.55	Pk	37.1	-32.9	-9.5	33.25	54	-20.75	74	-40.75
6	36.648	38.32	Pk	37.1	-33.1	-9.5	32.82	54	-21.18	74	-41.18

Pk - Peak detector

## 10. AC POWER LINE CONDUCTED EMISSIONS

### LIMITS

FCC §15.207 (a)

RSS-Gen 8.8

Frequency of Emission (MHz)	Conducted Limit (dBuV)	
	Quasi-peak	Average
0.15-0.5	66 to 56*	56 to 46*
0.5-5	56	46
5-30	60	50

\*Decreases with the logarithm of the frequency.

### TEST PROCEDURE

The EUT is placed on a non-conducting table 40 cm from the vertical ground plane and 80 cm above the horizontal ground plane. The EUT is configured in accordance with ANSI C63.10.

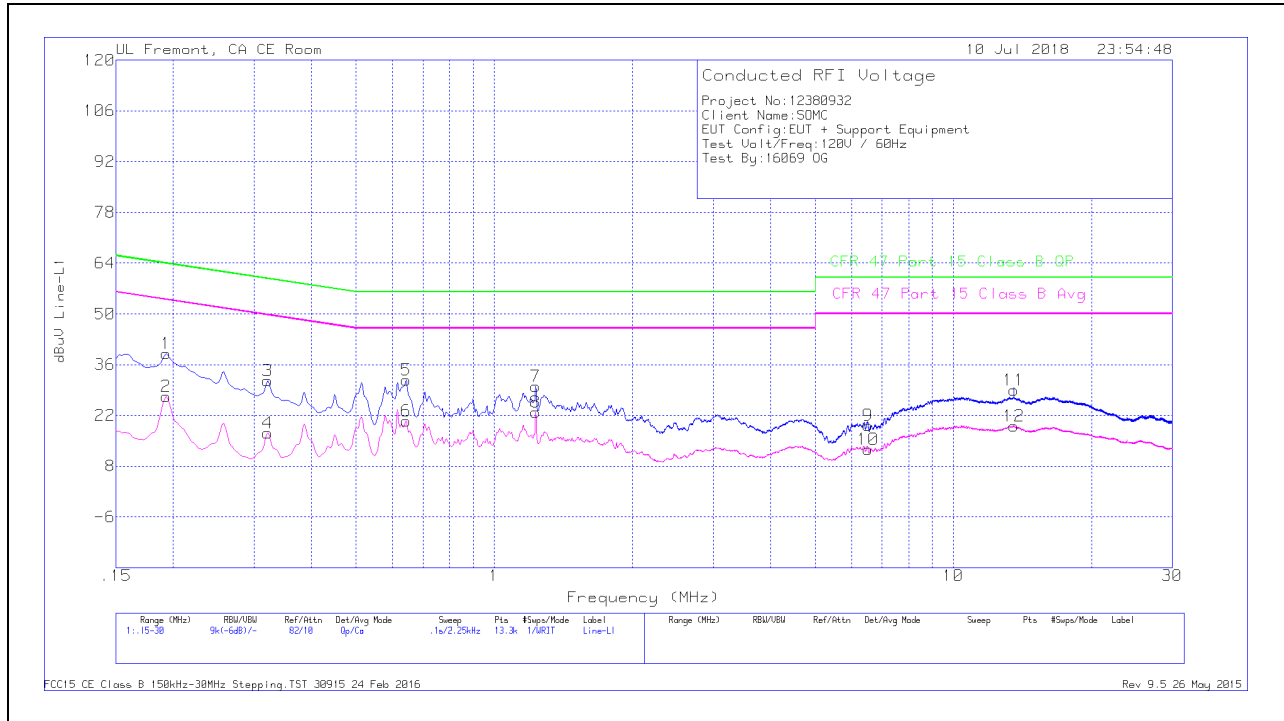
The receiver is set to a resolution bandwidth of 9 kHz. Peak detection is used unless otherwise noted as quasi-peak or average.

Line conducted data is recorded for both NEUTRAL and HOT lines.

### RESULTS

**10.1.1. AC Power Line Norm**

**LINE 1 RESULTS**

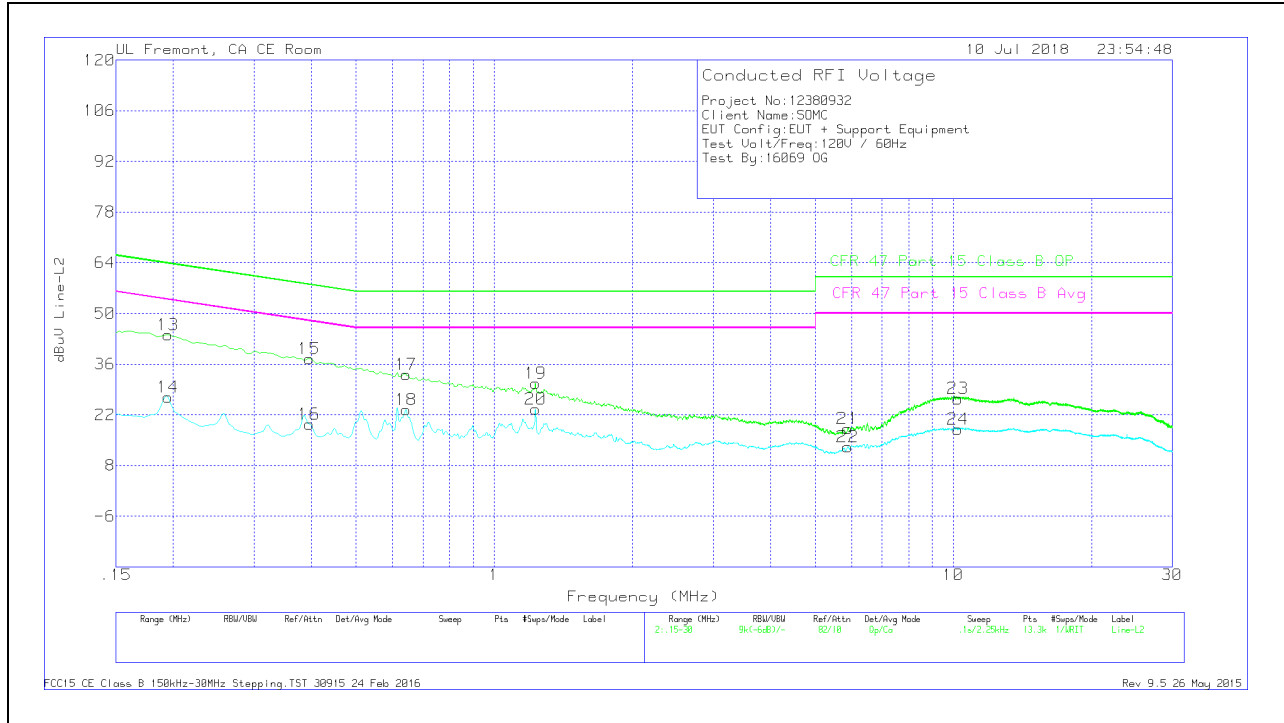


**Trace Markers**

Range 1: Line-L1 .15 - 30MHz											
Marker	Frequency (MHz)	Meter Reading (dBuV)	Det	LISN L1	LC Cables C1&C3	Limiter (dB)	Corrected Reading dBuV	CFR 47 Part 15 Class B QP	QP Margin (dB)	CFR 47 Part 15 Class B Avg	Av(CISPR) Margin (dB)
1	.19275	28.99	Qp	0	0	10.1	39.09	63.92	-24.83	-	-
2	.19275	17.1	Ca	0	0	10.1	27.2	-	-	53.92	-26.72
3	.321	21.53	Qp	0	0	10.1	31.63	59.68	-28.05	-	-
4	.321	7.06	Ca	0	0	10.1	17.16	-	-	49.68	-32.52
5	.64275	21.64	Qp	0	0	10.1	31.74	56	-24.26	-	-
6	.64275	10.38	Ca	0	0	10.1	20.48	-	-	46	-25.52
7	1.23225	19.74	Qp	0	.1	10.1	29.94	56	-26.06	-	-
8	1.23225	12.69	Ca	0	.1	10.1	22.89	-	-	46	-23.11
9	6.522	8.85	Qp	0	.2	10.2	19.25	60	-40.75	-	-
10	6.522	2.3	Ca	0	.2	10.2	12.7	-	-	50	-37.3
11	13.55775	18.42	Qp	.1	.2	10.2	28.92	60	-31.08	-	-
12	13.55775	8.63	Ca	.1	.2	10.2	19.13	-	-	50	-30.87

Qp - Quasi-Peak detector  
 Ca - CISPR average detection

**LINE 2 RESULTS**



**Trace Markers**

Range 2: Line-L2 .15 - 30MHz											
Marker	Frequency (MHz)	Meter Reading (dBuV)	Det	LISN L2	LC Cables C2&C3	Limiter (dB)	Corrected Reading dBuV	CFR 47 Part 15 Class B QP	QP Margin (dB)	CFR 47 Part 15 Class B Avg	Av(CISPR) Margin (dB)
13	.195	33.93	Qp	0	0	10.1	44.03	63.82	-19.79	-	-
14	.195	16.76	Ca	0	0	10.1	26.86	-	-	53.82	-26.96
15	.39525	27.4	Qp	0	0	10.1	37.5	57.95	-20.45	-	-
16	.39525	9.38	Ca	0	0	10.1	19.48	-	-	47.95	-28.47
17	.64275	23.01	Qp	0	0	10.1	33.11	56	-22.89	-	-
18	.64275	13.31	Ca	0	0	10.1	23.41	-	-	46	-22.59
19	1.23	20.51	Qp	0	.1	10.1	30.71	56	-25.29	-	-
20	1.23	13.4	Ca	0	.1	10.1	23.6	-	-	46	-22.4
21	5.8875	7.82	Qp	0	.2	10.2	18.22	60	-41.78	-	-
22	5.8875	2.73	Ca	0	.2	10.2	13.13	-	-	50	-36.87
23	10.23675	16.05	Qp	0	.2	10.2	26.45	60	-33.55	-	-
24	10.23675	7.57	Ca	0	.2	10.2	17.97	-	-	50	-32.03

Qp - Quasi-Peak detector  
 Ca - CISPR average detection