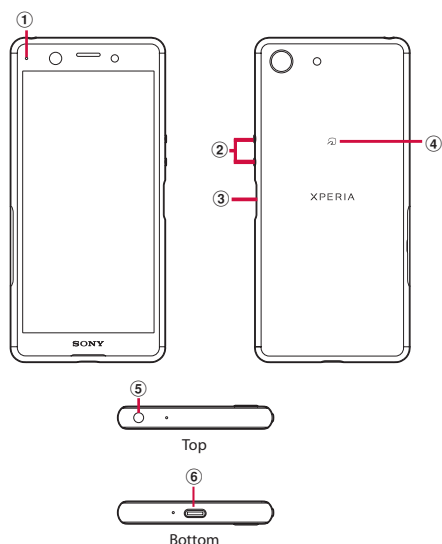


Part names and functions



- 1 Charging/Notification light
- 2 Volume /Zoom key
- 3 Power key/Fingerprint sensor
- 4 NFC
- 5 Headset jack
- 6 USB Type-C™ port

To turn on your device

- 1 Long press the power key until the device vibrates.
- 2 Wait a moment for the device to start.

To activate the screen

- Briefly press the power key.

Transferring content

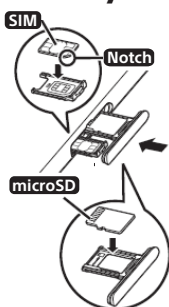
For transferring content from an old device to your new device, log in with your Google account and sync your data using services provided by Google. For details visit support.google.com.

For more information

Visit support.sonymobile.com or tap ? to launch the Support app.

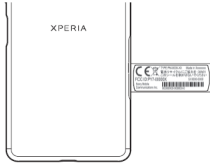
- ! The Support app is not available in all countries and regions.

To insert SIM and memory cards



- 1 Drag out the SIM card tray.
- 2 Place the SIM card securely in the SIM card tray.
- 3 Place the memory card securely in the memory card tray.
- 4 Gently push the SIM card tray back into the slot until it fits into place.

To view the CE marking and the FCC ID



- 1 Drag out the SIM card tray.
- 2 Drag out the label strip in the same way.
- 3 To view the FCC ID, turn over your device. The FCC ID is displayed on the other side of the label strip.

Supported frequency bands

GSM/GPRS/EDGE 850, 900, 1800, 1900MHz. UMTS HSPA+(Bands 1, 4, 5, 6, 8, 19). LTE (Bands 1, 3, 4, 5, 8, 12, 17, 18, 19, 26, 38, 41). WLAN 2.4G/5G, NFC GSM 850/900 : 33dBm, DCS (1800)/PCS (1900) : 30dBm, UMTS : 24dBm, LTE : 23dBm, 2.4GHz<100mW, 5.15-5.35GHz<200mW, 5.47-5.725GHz<200mW, 5.735-5.835GHz<25mW, NFC 13.56MHz

Loudness warning

To prevent possible hearing damage, do not listen at high volume levels for long periods.



Legal information

This Startup guide is published by Sony Mobile Communications Inc. or its local affiliated company, without any warranty. Improvements and changes to this Startup guide necessitated by typographical errors, inaccuracies of current information, or improvements to programs and/or equipment, may be made by Sony Mobile Communications Inc. at any time and without notice. Such changes will, however, be incorporated into new editions of this Startup guide. All illustrations are for illustration only and may not accurately depict the actual device.

All product and company names mentioned herein are the trademarks or registered trademarks of their respective owners. Any rights not expressly granted herein are reserved. Visit <https://www.sonymobile.com/global-en/legal/> for more information.

Manufacturer: Sony Mobile Communications Inc., 4-12-3 Higashi-Shinagawa, Shinagawa-ku, Tokyo 140-0002, Japan. For EU product compliance: Sony Belgium, bijkantoor van Sony Europe B.V., Da Vincilaan 7-D1, 1930 Zaventem, Belgium.

©2019 Sony Mobile Communications Inc.

SONY®

Startup guide

J3173