



FCC RADIO TEST REPORT

FCC ID : PY7-00532F
Equipment : GSM/WCDMA/LTE Phone with BT, DTS/UNII
a/b/g/n/ac, GPS and NFC
Brand Name : Sony
Applicant : Sony Mobile Communications Inc.
4-12-3 Higashi-Shinagawa, Shinagawa-ku,
Tokyo, 140-0002, Japan
Manufacturer : Sony Mobile Communications Inc.
4-12-3 Higashi-Shinagawa, Shinagawa-ku,
Tokyo, 140-0002, Japan
Standard : 47 CFR Part 2, 22(H), 24(E), 27(L)

The product was received on Jun. 04, 2019 and testing was started from Jun. 25, 2019 and completed on Jul. 11, 2019. We, SPORTON INTERNATIONAL INC. EMC & Wireless Communications Laboratory, would like to declare that the tested sample has been evaluated in accordance with the test procedures given in ANSI / TIA-603-E and has been in compliance with the applicable technical standards.

The report must not be used by the client to claim product certification, approval, or endorsement by TAF or any agency of government.

The test results in this report apply exclusively to the tested model / sample. Without written approval of SPORTON INTERNATIONAL INC. EMC & Wireless Communications Laboratory, the test report shall not be reproduced except in full.

Approved by: Jones Tsai

SPORTON INTERNATIONAL INC. EMC & Wireless Communications Laboratory
No. 52, Huaya 1st Rd., Guishan Dist., Taoyuan City, Taiwan (R.O.C.)



Table of Contents

History of this test report.....	3
Summary of Test Result.....	4
1 General Description	5
1.1 Product Feature of Equipment Under Test	5
1.2 Modification of EUT	5
1.3 Maximum ERP/EIRP Power, Frequency Tolerance, and Emission Designator	6
1.4 Testing Location	7
1.5 Applicable Standards	7
2 Test Configuration of Equipment Under Test	8
2.1 Test Mode.....	8
2.2 Connection Diagram of Test System	9
2.3 Support Unit used in test configuration	9
2.4 Measurement Results Explanation Example	9
2.5 Frequency List of Low/Middle/High Channels.....	10
3 Conducted Test Result	11
3.1 Measuring Instruments.....	11
3.2 Conducted Output Power and ERP/EIRP	12
3.3 Peak-to-Average Ratio.....	13
3.4 99% Occupied Bandwidth and 26dB Bandwidth Measurement.....	14
3.5 Conducted Band Edge	15
3.6 Conducted Spurious Emission	16
3.7 Frequency Stability.....	17
4 Radiated Test Items	18
4.1 Measuring Instruments.....	18
4.2 Test Setup	18
4.3 Test Result of Radiated Test.....	18
4.4 Field Strength of Spurious Radiation Measurement	19
5 List of Measuring Equipment.....	20
6 Uncertainty of Evaluation.....	22
Appendix A. Test Results of Conducted Test	
Appendix B. Test Results of ERP/EIRP and Radiated Test	



Summary of Test Result

Report Clause	Ref Std. Clause	Test Items	Result (PASS/FAIL)	Remark
3.2	§2.1046	Conducted Output Power	Pass	-
	§22.913 (a)(2)	Effective Radiated Power		
	§24.232 (c)	Equivalent Isotropic Radiated Power		
	§27.50 (d)(4)	Equivalent Isotropic Radiated Power		
3.3	§24.232 (d)	Peak-to-Average Ratio	Pass	-
3.4	§2.1049 §22.917 (b) §24.238 (b) §27.53 (g)	Occupied Bandwidth	Pass	-
3.5	§2.1051 §22.917 (a) §24.238 (a) §27.53 (g)	Band Edge Measurement	Pass	-
3.6	§2.1051 §22.917 (a) §24.238 (a) §27.53 (g)	Conducted Emission	Pass	-
3.7	§2.1055 §22.355	Frequency Stability Temperature & Voltage	Pass	-
	§2.1055 §24.235 §27.54			-
4.4	§2.1053 §22.917 (a) §24.238 (a) §27.53 (h)	Field Strength of Spurious Radiation	Pass	Under limit 37.91 dB at 7400.000 MHz

Declaration of Conformity:

The test results with all measurement uncertainty excluded are presented in accordance with the regulation limits or requirements declared by manufacturers.

Comments and Explanations:

The declared of product specification for EUT presented in the report are provided by the manufacturer, and the manufacturer takes all the responsibilities for the accuracy of product specification.

Reviewed by: Wii Chang

Report Producer: Yimin Ho

1 General Description

1.1 Product Feature of Equipment Under Test

GSM/WCDMA/LTE, Bluetooth, DTS/UNII a/b/g/n/ac, NFC, and GNSS.

Standards-related Product Specification	
Antenna Type	Loop Antenna

EUT Information List			
HW Version	SW Version	S/N	Performed Test Item
A	3.122	BH930043H0	Conducted Measurement
		BH93014VGX	Radiated Spurious Emission ERP/EIRP Test

Accessory List	
AC Adapter	Model Name : UCH32
	S/N: 6218W30200140
Earphone	Model Name.: MH750
	S/N : N/A
USB Cable	Model Name.: UCB24
	S/N : N/A
2 in 1 USB Audio Cable	Model Name.: EC270
	S/N : N/A

Note:

1. Above EUT list used are electrically identical per declared by manufacturer.
2. Above the accessories list are used to exercise the EUT during test, and the serial number of each type of accessories is listed in each section of this report. .
3. For other wireless features of this EUT, test report will be issued separately.

1.2 Modification of EUT

No modifications are made to the EUT during all test items.



1.3 Maximum ERP/EIRP Power, Frequency Tolerance, and Emission Designator

FCC Rule	Frequency Range (MHz)	System	Type of Modulation	Maximum ERP/EIRP (W)	Frequency Tolerance (ppm)	Emission Designator
Part 22	824.2 ~848.8	GSM850 GPRS class 8	GMSK	0.5023	0.0120 ppm	242KGXW
Part 22	824.2 ~848.8	GSM850 EDGE class 8	8PSK	0.1459	0.0084 ppm	247KG7W
Part 22	826.4 ~846.6	WCDMA Band V RMC 12.2Kbps	BPSK	0.0661	0.0048 ppm	4M14F9W
Part 24	1850.2 ~1909.8	GSM1900 GPRS class 8	GMSK	0.2495	0.0181 ppm	242KGXW
Part 24	1850.2 ~1909.8	GSM1900 EDGE class 8	8PSK	0.2312	0.0335 ppm	248KG7W
Part 24	1852.4 ~ 1907.6	WCDMA Band II RMC 12.2Kbps	BPSK	0.0386	0.0021 ppm	4M16F9W
Part 27	1712.4 ~ 1752.6	WCDMA Band IV RMC 12.2Kbps	BPSK	0.0471	0.0040 ppm	4M16F9W



1.4 Testing Location

Test Site	SPORTON INTERNATIONAL INC. EMC & Wireless Communications Laboratory
Test Site Location	No.52, Huaya 1st Rd., Guishan Dist., Taoyuan City, Taiwan (R.O.C.) TEL: +886-3-327-3456 FAX: +886-3-328-4978
Test Site No.	Sporton Site No. TH03-HY
Test Engineer	Benjamin Lin
Temperature	21~24 °C
Relative Humidity	51~55 %

Note: The test site complies with ANSI C63.4 2014 requirement.

Test Site	SPORTON INTERNATIONAL INC. EMC & Wireless Communications Laboratory
Test Site Location	No.58, Aly. 75, Ln. 564, Wenhua 3rd, Rd., Guishan Dist., Taoyuan City, Taiwan (R.O.C.) TEL: +886-3-327-0868 FAX: +886-3-327-0855
Test Site No.	Sporton Site No. 03CH13-HY
Test Engineer	Ryan Lin, JC Linag, and Wilson Wu
Temperature	20~25 °C
Relative Humidity	50~55 %

Note: The test site complies with ANSI C63.4 2014 requirement.

FCC Designation No.: TW1190 and TW0007

1.5 Applicable Standards

According to the specifications of the manufacturer, the EUT must comply with the requirements of the following standards:

- ♦ ANSI C63.26-2015
- ♦ ANSI / TIA-603-E
- ♦ 47 CFR Part 2, 22(H), 24(E), 27(L)
- ♦ FCC KDB 971168 D01 Power Meas. License Digital Systems v03r01
- ♦ FCC KDB 412172 D01 Determining ERP and EIRP v01r01

Remark:

1. All test items were verified and recorded according to the standards and without any deviation during the test.
2. This EUT has also been tested and complied with the requirements of FCC Part 15, Subpart B, recorded in a separate test report.



2 Test Configuration of Equipment Under Test

2.1 Test Mode

Antenna port conducted and radiated test items were performed according to KDB 971168 D01 Power Meas. License Digital Systems v03r01 with maximum output power.

For radiated measurement, pre-scanned in three orthogonal panels, X, Y, Z. The worst cases (Z plane) were recorded in this report.

Radiated emissions were investigated as following frequency range:

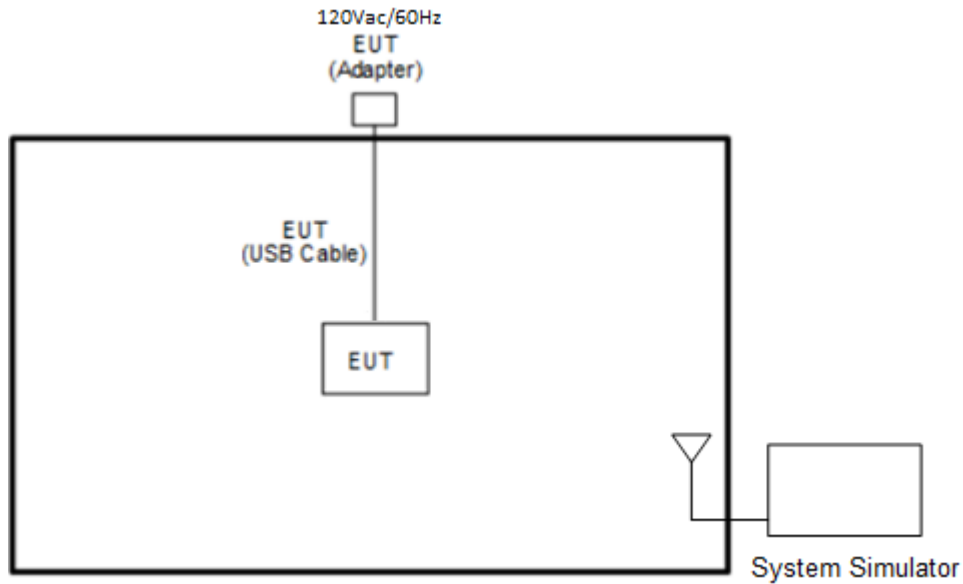
1. 30 MHz to 9000 MHz for GSM850 and WCDMA Band V
2. 30 MHz to 18000 MHz for WCDMA Band IV.
3. 30 MHz to 19100 MHz for GSM1900 and WCDMA Band II

All modes and data rates and positions were investigated.

Test modes are chosen to be reported as the worst case configuration below:

Test Modes		
Band	Radiated TCs	Conducted TCs
GSM 850	<ul style="list-style-type: none">■ GPRS Class 8 Link■ EDGE Class 8 Link	<ul style="list-style-type: none">■ GPRS Class 8 Link■ EDGE Class 8 Link
GSM 1900	<ul style="list-style-type: none">■ GPRS Class 8 Link■ EDGE Class 8 Link	<ul style="list-style-type: none">■ GPRS Class 8 Link■ EDGE Class 8 Link
WCDMA Band V	<ul style="list-style-type: none">■ RMC 12.2Kbps Link	<ul style="list-style-type: none">■ RMC 12.2Kbps Link
WCDMA Band II	<ul style="list-style-type: none">■ RMC 12.2Kbps Link	<ul style="list-style-type: none">■ RMC 12.2Kbps Link
WCDMA Band IV	<ul style="list-style-type: none">■ RMC 12.2Kbps Link	<ul style="list-style-type: none">■ RMC 12.2Kbps Link

2.2 Connection Diagram of Test System



2.3 Support Unit used in test configuration

Item	Equipment	Trade Name	Model No.	FCC ID	Data Cable	Power Cord
1.	System Simulator	R&S	CMU200	N/A	N/A	Unshielded, 1.8 m

2.4 Measurement Results Explanation Example

For all conducted test items:

The offset level is set in the spectrum analyzer to compensate the RF cable loss and attenuator factor between RF conducted output port and spectrum analyzer. With the offset compensation, the spectrum analyzer reading level will be exactly the RF output level.

The spectrum analyzer offset is derived from RF cable loss and attenuator factor.

Offset = RF cable loss + attenuator factor.

The following shows an offset computation example with RF cable loss 4.2 dB and a 10dB attenuator.

Example:

$$\begin{aligned} \text{Offset(dB)} &= \text{RF cable loss(dB)} + \text{attenuator factor(dB)} \\ &= 4.2 + 10 = 14.2 \text{ (dB)} \end{aligned}$$



2.5 Frequency List of Low/Middle/High Channels

Frequency List				
Band	Channel/Frequency(MHz)	Lowest	Middle	Highest
GSM850	Channel	128	189	251
	Frequency	824.2	836.4	848.8
WCDMA Band V	Channel	4132	4182	4233
	Frequency	826.4	836.4	846.6
GSM1900	Channel	512	661	810
	Frequency	1850.2	1880.0	1909.8
WCDMA Band II	Channel	9262	9400	9538
	Frequency	1852.4	1880.0	1907.6
WCDMA Band IV	Channel	1312	1413	1513
	Frequency	1712.4	1732.6	1752.6


3 Conducted Test Result

3.1 Measuring Instruments

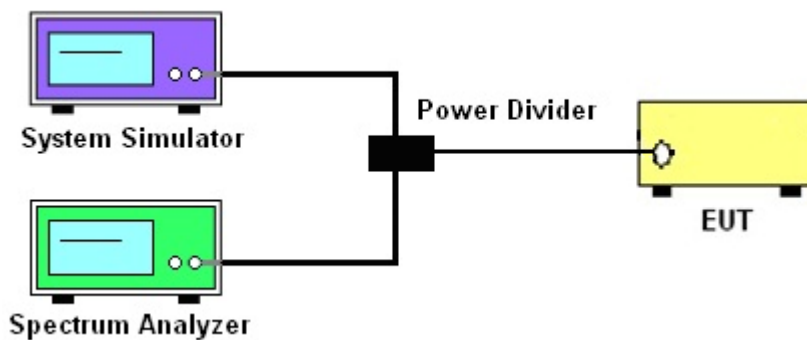
See list of measuring instruments of this test report.

3.1.1 Test Setup

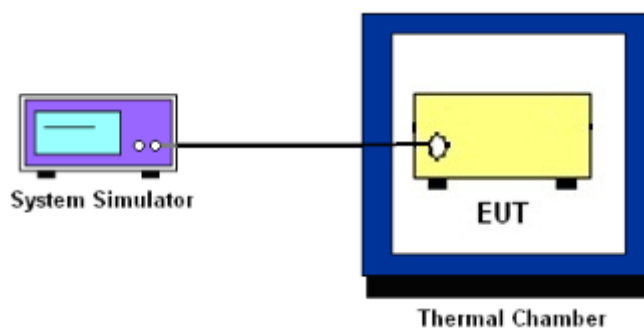
3.1.2 Conducted Output Power



3.1.3 Peak-to-Average Ratio, Occupied Bandwidth, Conducted Band-Edge and Conducted Spurious Emission



3.1.4 Frequency Stability



3.1.5 Test Result of Conducted Test

Please refer to Appendix A.



3.2 Conducted Output Power and ERP/EIRP

3.2.1 Description of the Conducted Output Power and ERP/EIRP

A system simulator was used to establish communication with the EUT. Its parameters were set to enforce EUT transmitting at the maximum power. The measured power in the radio frequency on the transmitter output terminals shall be reported.

The ERP of mobile transmitters must not exceed 7 Watts for GSM850 and WCDMA Band V.

The EIRP of mobile transmitters must not exceed 2 Watts for GSM1900 and WCDMA Band II.

The EIRP of mobile transmitters must not exceed 1 Watts for WCDMA Band IV.

According to KDB 412172 D01 Power Approach,

$EIRP = P_T + G_T - L_C$, $ERP = EIRP - 2.15$, where

P_T = transmitter output power in dBm

G_T = gain of the transmitting antenna in dBi

L_C = signal attenuation in the connecting cable between the transmitter and antenna in dB

3.2.2 Test Procedures

1. The transmitter output port was connected to the system simulator.
2. Set EUT at maximum power through system simulator.
3. Select lowest, middle, and highest channels for each band and different modulation.
4. Measure the maximum burst average power for GSM and maximum average power for other modulation signal.



3.3 Peak-to-Average Ratio

3.3.1 Description of the PAR Measurement

The peak-to-average ratio (PAR) of the transmission may not exceed 13 dB.

3.3.2 Test Procedures

The testing follows ANSI C63.26-2015 Section 5.2.6

1. The EUT was connected to spectrum analyzer and system simulator via a power divider.
2. Set EUT to transmit at maximum output power.
3. When the duty cycle is less than 98%, then signal gating will be implemented on the spectrum analyzer by triggering from the system simulator.
4. Set the CCDF (Complementary Cumulative Distribution Function) option of the spectrum analyzer.
5. Record the maximum PAPR level associated with a probability of 0.1%.



3.4 99% Occupied Bandwidth and 26dB Bandwidth Measurement

3.4.1 Description of 99% Occupied Bandwidth and 26dB Bandwidth Measurement

The occupied bandwidth is the width of a frequency band such that, below the lower and above the upper frequency limits, the mean powers emitted are each equal to a specified percentage 0.5% of the total mean transmitted power.

The 26 dB emission bandwidth is defined as the frequency range between two points, one above and one below the carrier frequency, at which the spectral density of the emission is attenuated 26 dB below the maximum in-band spectral density of the modulated signal. Spectral density (power per unit bandwidth) is to be measured with a detector of resolution bandwidth equal to approximately 1.0% of the emission bandwidth.

3.4.2 Test Procedures

The testing follows ANSI C63.26-2015 Section 5.4.3 (26dB) and Section 5.4.4 (99OB)

1. The EUT was connected to spectrum analyzer and system simulator via a power divider.
2. The spectrum analyzer center frequency is set to the nominal EUT channel center frequency. The span range for the spectrum analyzer shall be between two and five times the anticipated OBW.
3. The nominal resolution bandwidth (RBW) shall be in the range of 1 to 5 % of the anticipated OBW, and the VBW shall be at least 3 times the RBW.
4. Set the detection mode to peak, and the trace mode to max hold.
5. Determine the reference value: Set the EUT to transmit a modulated signal. Allow the trace to stabilize. Set the spectrum analyzer marker to the highest level of the displayed trace.
(this is the reference value)
6. Determine the “-26 dB down amplitude” as equal to (Reference Value – X).
7. Place two markers, one at the lowest and the other at the highest frequency of the envelope of the spectral display such that each marker is at or slightly below the “-X dB down amplitude” determined in step 6. If a marker is below this “-X dB down amplitude” value it shall be placed as close as possible to this value. The OBW is the positive frequency difference between the two markers.
8. Use the 99 % power bandwidth function of the spectrum analyzer and report the measured bandwidth.



3.5 Conducted Band Edge

3.5.1 Description of Conducted Band Edge Measurement

The power of any emission outside of the authorized operating frequency ranges must be lower than the transmitter power (P) by a factor of at least $43 + 10 \log (P)$ dB.

3.5.2 Test Procedures

The testing follows FCC KDB 971168 D01 v03r01 Section 6.1 and ANSI C63.26-2015 Section 5.7.

1. The EUT was connected to the spectrum analyzer and system simulator via a power divider.
2. The RF output of EUT was connected to the spectrum analyzer by an RF cable and attenuator. The path loss was compensated to the results for each measurement.
3. The band edges of low and high channels for the highest RF powers were measured.
4. The RF fundamental frequency should be excluded against the limit line in the operating frequency band.
5. The limit line is derived from $43 + 10\log(P)$ dB below the transmitter power P(Watts)



3.6 Conducted Spurious Emission

3.6.1 Description of Conducted Spurious Emission Measurement

The power of any emission outside of the authorized operating frequency ranges must be lower than the transmitter power (P) by a factor of at least $43 + 10 \log (P)$ dB.

It is measured by means of a calibrated spectrum analyzer and scanned from 30 MHz up to a frequency including its 10th harmonic.

3.6.2 Test Procedures

The testing follows FCC KDB 971168 D01 v03r01 Section 6.1 and ANSI C63.26-2015 Section 5.7.

1. The EUT was connected to the spectrum analyzer and system simulator via a power divider.
2. The RF output of EUT was connected to the spectrum analyzer by an RF cable and attenuator. The path loss was compensated to the results for each measurement.
3. The middle channel for the highest RF power within the transmitting frequency was measured.
4. The conducted spurious emission for the whole frequency range was taken.
5. The RF fundamental frequency should be excluded against the limit line in the operating frequency band.
6. The limit line is derived from $43 + 10\log(P)$ dB below the transmitter power P(Watts)



3.7 Frequency Stability

3.7.1 Description of Frequency Stability Measurement

22.355

The frequency stability shall be measured by variation of ambient temperature and variation of primary supply voltage to ensure that the fundamental emission stays within the authorized frequency block. The frequency stability of the transmitter shall be maintained within $\pm 0.00025\%$ ($\pm 2.5\text{ppm}$) of the center frequency.

24.235 & 27.54

The frequency stability shall be sufficient to ensure that the fundamental emission stays within the authorized frequency block.

3.7.2 Test Procedures for Temperature Variation

The testing follows FCC KDB 971168 D01 v03r01 Section 9.0.

1. The EUT was set up in the thermal chamber and connected with the system simulator.
2. With power OFF, the temperature was decreased to -30°C and the EUT was stabilized before testing. Power was applied and the maximum change in frequency was recorded within one minute.
3. With power OFF, the temperature was raised in 10°C steps up to 50°C . The EUT was stabilized at each step for at least half an hour. Power was applied and the maximum frequency change was recorded within one minute.

3.7.3 Test Procedures for Voltage Variation

The testing follows FCC KDB 971168 D01 v03r01 Section 9.0.

1. The EUT was placed in a temperature chamber at $20\pm 5^{\circ}\text{C}$ and connected with the system simulator.
2. The power supply voltage to the EUT was varied from 85% to 115% of the nominal value measured at the input to the EUT.
3. The variation in frequency was measured for the worst case.

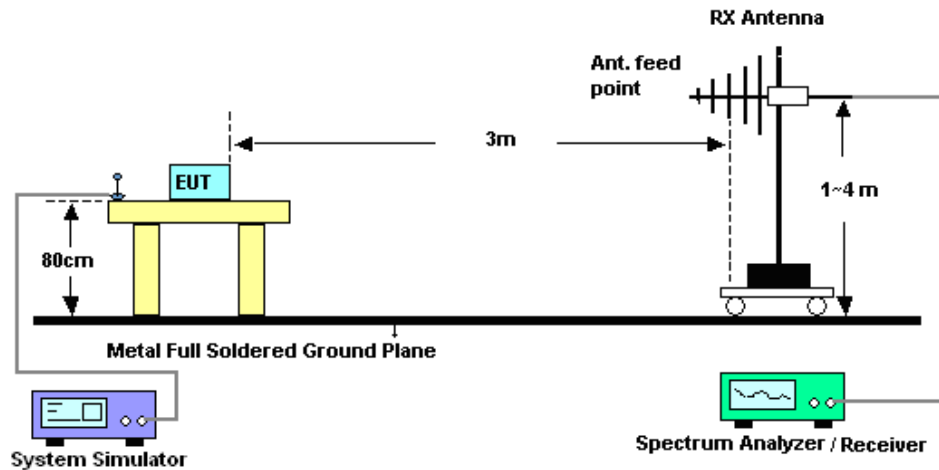
4 Radiated Test Items

4.1 Measuring Instruments

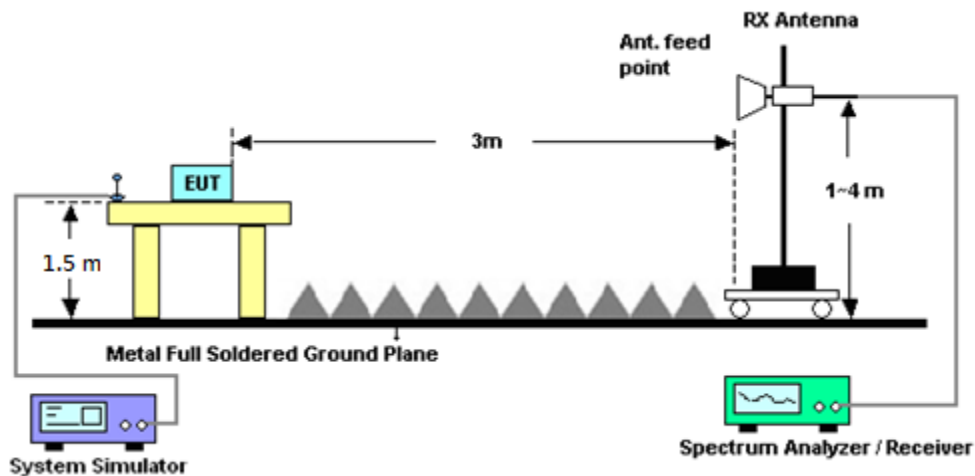
See list of measuring instruments of this test report.

4.2 Test Setup

For radiated test from 30MHz to 1GHz



For radiated test above 1GHz



4.3 Test Result of Radiated Test

Please refer to Appendix B.



4.4 Field Strength of Spurious Radiation Measurement

4.4.1 Description of Field Strength of Spurious Radiated Measurement

The power of any emission outside of the authorized operating frequency ranges must be attenuated below the transmitter power (P) by a factor of at least $43 + 10 \log (P)$ dB. The spectrum is scanned from 30 MHz up to a frequency including its 10th harmonic.

4.4.2 Test Procedures

The testing follows FCC KDB 971168 D01 v03r01 Section 7 and ANSI / TIA-603-E Section 2.2.12.

1. The EUT was placed on a rotatable wooden table 0.8 meters for frequency below 1GHz and 1.5 meter for frequency above 1GHz above the ground.
2. The EUT was set 3 meters from the receiving antenna, which was mounted on the antenna tower.
3. The table was rotated 360 degrees to determine the position of the highest spurious emission.
4. The height of the receiving antenna is varied between one meter and four meters to search for the maximum spurious emission for both horizontal and vertical polarizations.
5. Make the measurement with the spectrum analyzer's RBW = 1MHz, VBW = 3MHz, taking record of maximum spurious emission.
6. A horn antenna was substituted in place of the EUT and was driven by a signal generator.
7. Tune the output power of signal generator to the same emission level with EUT maximum spurious emission.
8. Taking the record of output power at antenna port.
9. Repeat step 7 to step 8 for another polarization.
10. $EIRP (dBm) = S.G. Power - Tx Cable Loss + Tx Antenna Gain$
11. $ERP (dBm) = EIRP - 2.15$
12. The RF fundamental frequency should be excluded against the limit line in the operating frequency band.
13. The limit line is derived from $43 + 10\log(P)$ dB below the transmitter power P(Watts)



5 List of Measuring Equipment

Instrument	Manufacturer	Model No.	Serial No.	Characteristics	Calibration Date	Test Date	Due Date	Remark
Hygrometer	Testo	608-H1	34893241	N/A	Mar. 06, 2019	Jun. 12, 2019	Mar. 05, 2020	Conducted (TH03-HY)
Spectrum Analyzer	Rohde & Schwarz	FSP30	101329	9kHz~30GHz	Jun. 29, 2018	Jun. 12, 2019	Jun. 28, 2019	Conducted (TH03-HY)
Temperature Chamber	ESPEC	SU-641	92013721	-30°C ~70°C	Nov. 28, 2018	Jun. 12, 2019	Nov. 27, 2019	Conducted (TH03-HY)
Programmable Power Supply	GW Instek	PSS-2005	EL890001	Voltage:0~20V;Current:0~5A	Oct. 08, 2018	Jun. 12, 2019	Oct. 07, 2019	Conducted (TH03-HY)
Base Station (Measure)	Rohde & Schwarz	CMU200	117995	GSM / GPRS / WCDMA / CDMA	Aug. 10, 2018	Jun. 12, 2019	Aug. 09, 2019	Conducted (TH03-HY)
Loop Antenna	Rohde & Schwarz	HFH2-Z2	100488	9 kHz~30 MHz	Nov. 22, 2018	Jun. 27, 2019~ Jul. 11, 2019	Nov. 21, 2019	Radiation (03CH13-HY)
Bilog Antenna	TESEQ	CBL 6111D&0080 0N1D01N-06	40103&07	30MHz to 1GHz	Apr. 30, 2019	Jun. 27, 2019~ Jul. 11, 2019	Apr. 29, 2020	Radiation (03CH13-HY)
Horn Antenna	SCHWARZBECK	BBHA 9120 D	9120D-1212	1GHz ~ 18GHz	May 14, 2019	Jun. 27, 2019~ Jul. 11, 2019	May 13, 2020	Radiation (03CH13-HY)
Horn Antenna	ESCO	3117	00211469	1GHz~18GHz	Aug. 06, 2018	Jun. 27, 2019~ Jul. 11, 2019	Aug. 05, 2019	Radiation (03CH13-HY)
SHF-EHF Horn Antenna	SCHWARZBECK	BBHA 9170	BBHA91705 84	18GHz- 40GHz	Dec. 05, 2018	Jun. 27, 2019~ Jul. 11, 2019	Dec. 04, 2019	Radiation (03CH13-HY)
SHF-EHF Horn Antenna	SCHWARZBECK	BBHA 9170	BBHA91702 51	18GHz- 40GHz	Nov. 20, 2018	Jun. 27, 2019~ Jul. 11, 2019	Nov. 19, 2019	Radiation (03CH13-HY)
Amplifier	Sonoma-Instrument	310 N	187282	9KHz~1GHz	Dec. 18, 2018	Jun. 27, 2019~ Jul. 11, 2019	Dec. 17, 2019	Radiation (03CH13-HY)
Preamplifier	EMEC	EM18G40G	060715	18GHz ~ 40GHz	Dec. 06, 2018	Jun. 27, 2019~ Jul. 11, 2019	Dec. 05, 2019	Radiation (03CH13-HY)
Preamplifier	Keysight	83017A	MY5327014 7	1GHz~26.5GHz	Mar. 15, 2019	Jun. 27, 2019~ Jul. 11, 2019	Mar. 14, 2020	Radiation (03CH13-HY)
Spectrum Analyzer	Keysight	N9010A	MY5537052 6	10Hz~44GHz	Mar. 19, 2019	Jun. 27, 2019~ Jul. 11, 2019	Mar. 18, 2020	Radiation (03CH13-HY)
Hygrometer	TECPEL	DTM-303A	TP157075	N/A	May 18, 2019	Jun. 27, 2019~ Jul. 11, 2019	May 17, 2020	Radiation (03CH13-HY)
Notch Filter	Wainwright	WTRCT5-82 4-849-20-70- 60SSK	SN1	824-849	Mar. 21, 2019	Jun. 27, 2019~ Jul. 11, 2019	Mar. 20, 2020	Radiation (03CH13-HY)
Notch Filter	Wainwright	WRCT2500/ 2570-10/40- 10SSK	SN1 R	LTE Band 7	Aug. 23, 2018	Jun. 27, 2019~ Jul. 11, 2019	Aug. 22, 2019	Radiation (03CH13-HY)



Instrument	Manufacturer	Model No.	Serial No.	Characteristics	Calibration Date	Test Date	Due Date	Remark
Filter	Wainwright	WLJ4-1000-1530-6000-40ST	SN3	1.53 GHz Lowpass	Mar. 20, 2019	Jun. 27, 2019~Jul. 11, 2019	Mar. 19, 2020	Radiation (03CH13-HY)
Filter	Microwave	H1G013G1	SN477215	1.0G High Pass	Nov. 02, 2018	Jun. 27, 2019~Jul. 11, 2019	Nov. 01, 2019	Radiation (03CH13-HY)
Filter	Microwave	H3G018G1	SN477220	3.0G High Pass	Nov. 02, 2018	Jun. 27, 2019~Jul. 11, 2019	Nov. 01, 2019	Radiation (03CH13-HY)
RF Cable	HUBER + SUHNER	SF102/2*11 SK252	MY4278/2	9kHz~40GHz	May 16, 2019	Jun. 27, 2019~Jul. 11, 2019	May 15, 2020	Radiation (03CH13-HY)
RF Cable	HUBER + SUHNER	SUCOFLEX 104	MY24961/4	30M-18G	Feb. 13, 2019	Jun. 27, 2019~Jul. 11, 2019	Feb. 12, 2020	Radiation (03CH13-HY)
RF Cable	HUBER + SUHNER	SUCOFLEX 102	MY2859/2	30M~40GHz	Mar. 13, 2019	Jun. 27, 2019~Jul. 11, 2019	Mar. 12, 2020	Radiation (03CH13-HY)
Controller	EMEC	EM1000	N/A	Control Turn table & Ant Mast	N/A	Jun. 27, 2019~Jul. 11, 2019	N/A	Radiation (03CH13-HY)
Antenna Mast	EMEC	AM-BS-4500-B	N/A	1m~4m	N/A	Jun. 27, 2019~Jul. 11, 2019	N/A	Radiation (03CH13-HY)
Turn Table	EMEC	TT2000	N/A	0~360 Degree	N/A	Jun. 27, 2019~Jul. 11, 2019	N/A	Radiation (03CH13-HY)
Signal Generator	Anritsu	MG3694C	163401	0.1Hz~40GHz	Jan. 21, 2019	Jun. 27, 2019~Jul. 11, 2019	Jan. 20, 2020	Radiation (03CH13-HY)
Software	Audix	E3 6.2009-8-24c	RK-001124	N/A	N/A	Jun. 27, 2019~Jul. 11, 2019	N/A	Radiation (03CH13-HY)



6 Uncertainty of Evaluation

Uncertainty of Radiated Emission Measurement (30 MHz ~ 1000 MHz)

Measuring Uncertainty for a Level of Confidence of 95% ($U = 2Uc(y)$)	3.07
---	------

Uncertainty of Radiated Emission Measurement (1 GHz ~ 18 GHz)

Measuring Uncertainty for a Level of Confidence of 95% ($U = 2Uc(y)$)	3.48
---	------

Uncertainty of Radiated Emission Measurement (18 GHz ~ 40 GHz)

Measuring Uncertainty for a Level of Confidence of 95% ($U = 2Uc(y)$)	3.92
---	------



Appendix A. Test Results of Conducted Test

Conducted Output Power(Average power)

Conducted Power (*Unit: dBm)						
Band	GSM850			GSM1900		
Channel	128	189	251	512	661	810
Frequency	824.2	836.4	848.8	1850.2	1880	1909.8
GSM	32.56	32.47	32.48	25.53	26.01	26.15
GPRS class 8	32.66	32.50	32.52	25.58	26.09	26.27
GPRS class 10	30.51	30.31	30.28	23.80	24.14	24.18
GPRS class 11	28.53	28.20	28.15	21.64	21.76	22.09
GPRS class 12	27.76	27.02	27.07	20.36	20.72	20.53
EGPRS class 8	27.29	27.10	27.04	25.46	25.84	25.94
EGPRS class 10	25.47	25.32	25.26	23.95	24.05	24.11
EGPRS class 11	23.27	23.15	23.15	21.86	21.93	22.03
EGPRS class 12	22.07	21.97	21.85	20.61	20.61	20.60

Conducted Power (*Unit: dBm)						
Band	WCDMA Band V			WCDMA Band II		
Channel	4132	4182	4233	9262	9400	9538
Frequency	826.4	836.4	846.6	1852.4	1880	1907.6
RMC 12.2K	23.78	23.85	23.81	18.09	18.16	18.17
HSDPA Subtest-1	22.80	22.83	22.82	17.10	17.17	17.14
HSDPA Subtest-2	22.78	22.82	22.77	17.08	17.09	17.16
HSDPA Subtest-3	22.29	22.29	22.20	16.60	16.66	16.64
HSDPA Subtest-4	22.30	22.29	22.30	16.61	16.66	16.60
HSUPA Subtest-1	22.76	22.78	22.74	17.05	17.13	17.12
HSUPA Subtest-2	20.78	20.75	20.75	15.04	15.14	15.12
HSUPA Subtest-3	21.76	21.77	21.73	16.04	16.13	16.14
HSUPA Subtest-4	20.76	20.23	20.73	15.05	15.14	15.12
HSUPA Subtest-5	22.80	22.80	22.75	17.00	17.20	17.19

Conducted Power (*Unit: dBm)			
Band	WCDMA Band IV		
Channel	1312	1413	1513
Frequency	1712.4	1732.6	1752.6
RMC 12.2K	17.92	18.23	17.94
HSDPA Subtest-1	16.87	17.01	16.96
HSDPA Subtest-2	16.90	17.00	16.94
HSDPA Subtest-3	16.39	16.46	16.44
HSDPA Subtest-4	16.32	16.49	16.46
HSUPA Subtest-1	16.89	16.99	16.93
HSUPA Subtest-2	14.87	14.98	14.91
HSUPA Subtest-3	15.85	15.97	15.90
HSUPA Subtest-4	14.88	14.99	14.94
HSUPA Subtest-5	16.90	17.00	16.90



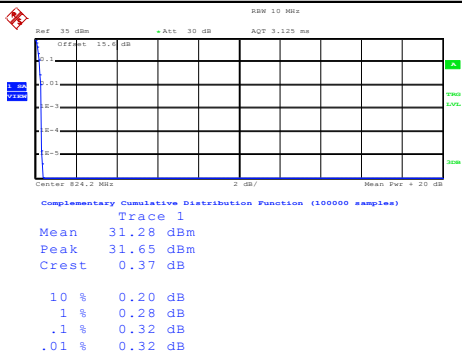
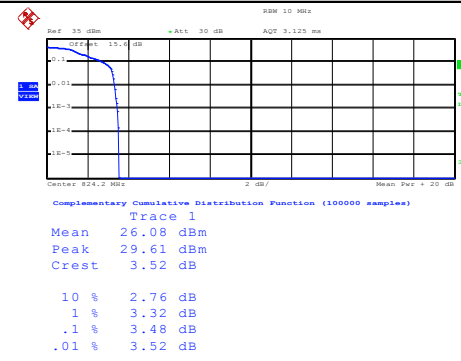
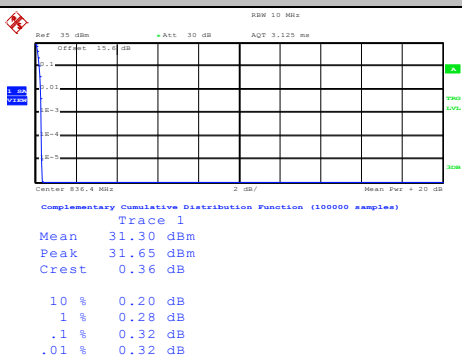
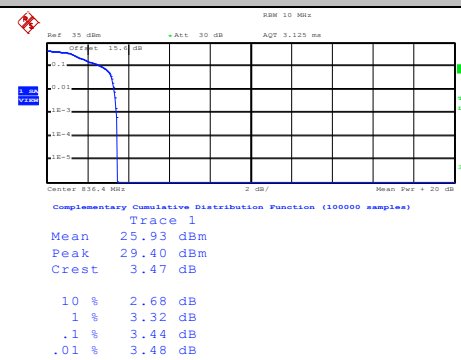
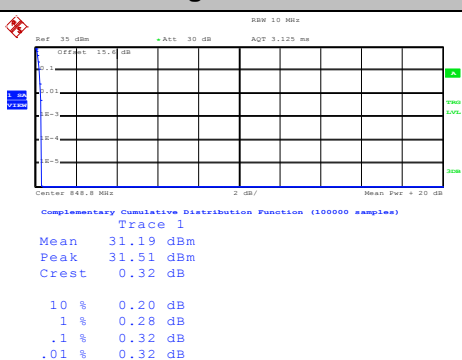
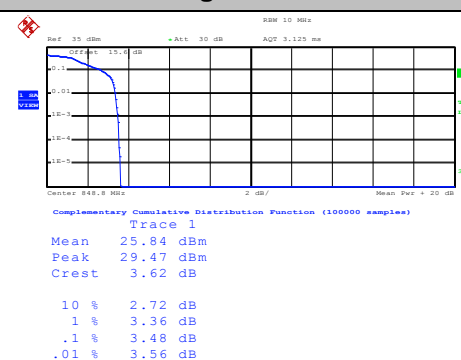
A2. GSM

Peak-to-Average Ratio

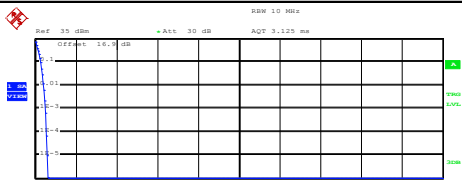
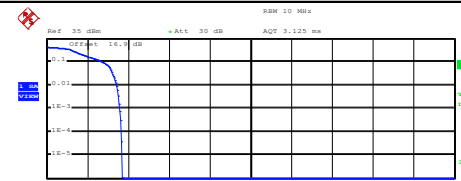

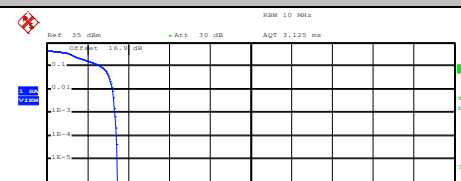

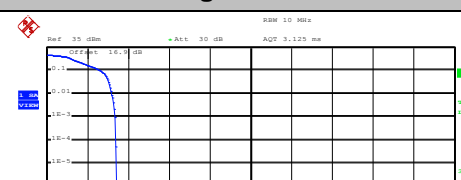
Mode	GSM850		Limit: 13dB
Mod.	GPRS class 8	EDGE class 8	Result
Lowest CH	0.32	3.48	PASS
Middle CH	0.32	3.44	
Highest CH	0.32	3.48	

Mode	GSM1900		Limit: 13dB
Mod.	GPRS class 8	EDGE class 8	Result
Lowest CH	0.52	3.60	PASS
Middle CH	0.44	3.36	
Highest CH	0.48	3.36	



GSM850 (GPRS class 8)	GSM850 (EDGE class 8)
<p style="text-align: center;">Lowest Channel</p>  <p style="text-align: center;">Date: 16.JUN.2019 18:23:05</p>	<p style="text-align: center;">Lowest Channel</p>  <p style="text-align: center;">Date: 16.JUN.2019 18:36:11</p>
<p style="text-align: center;">Middle Channel</p>  <p style="text-align: center;">Date: 16.JUN.2019 18:23:21</p>	<p style="text-align: center;">Middle Channel</p>  <p style="text-align: center;">Date: 16.JUN.2019 18:36:26</p>
<p style="text-align: center;">Highest Channel</p>  <p style="text-align: center;">Date: 16.JUN.2019 18:23:36</p>	<p style="text-align: center;">Highest Channel</p>  <p style="text-align: center;">Date: 16.JUN.2019 18:36:44</p>



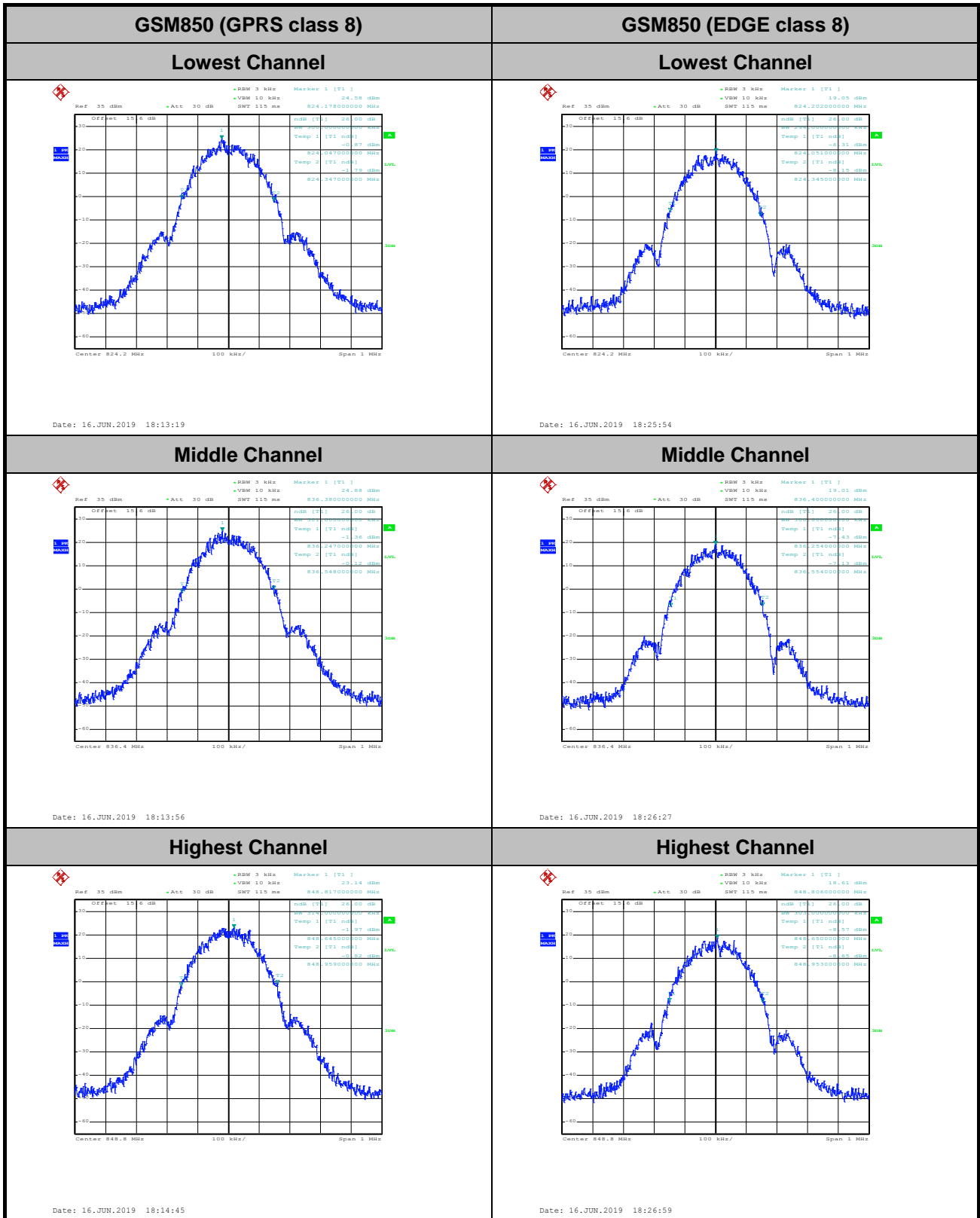
GSM1900 (GPRS class 8)	GSM1900 (EDGE class 8)																
<p align="center">Lowest Channel</p>  <p>Center 1.8502 GHz 2 dB/ Mean Pwr = 20 dB</p> <p>Complementary Cumulative Distribution Function (100000 samples)</p> <p>Trace 1</p> <p>Mean 23.78 dBm Peak 24.39 dBm Crest 0.60 dB</p> <table border="1"> <tr><td>10 %</td><td>0.28 dB</td></tr> <tr><td>1 %</td><td>0.40 dB</td></tr> <tr><td>.1 %</td><td>0.52 dB</td></tr> <tr><td>.01 %</td><td>0.56 dB</td></tr> </table> <p>Date: 16.JUN.2019 18:49:41</p>	10 %	0.28 dB	1 %	0.40 dB	.1 %	0.52 dB	.01 %	0.56 dB	<p align="center">Lowest Channel</p>  <p>Center 1.8502 GHz 2 dB/ Mean Pwr = 20 dB</p> <p>Complementary Cumulative Distribution Function (100000 samples)</p> <p>Trace 1</p> <p>Mean 24.24 dBm Peak 27.91 dBm Crest 3.68 dB</p> <table border="1"> <tr><td>10 %</td><td>2.76 dB</td></tr> <tr><td>1 %</td><td>3.44 dB</td></tr> <tr><td>.1 %</td><td>3.60 dB</td></tr> <tr><td>.01 %</td><td>3.68 dB</td></tr> </table> <p>Date: 16.JUN.2019 19:02:44</p>	10 %	2.76 dB	1 %	3.44 dB	.1 %	3.60 dB	.01 %	3.68 dB
10 %	0.28 dB																
1 %	0.40 dB																
.1 %	0.52 dB																
.01 %	0.56 dB																
10 %	2.76 dB																
1 %	3.44 dB																
.1 %	3.60 dB																
.01 %	3.68 dB																
<p align="center">Middle Channel</p>  <p>Center 1.88 GHz 2 dB/ Mean Pwr = 20 dB</p> <p>Complementary Cumulative Distribution Function (100000 samples)</p> <p>Trace 1</p> <p>Mean 24.07 dBm Peak 24.60 dBm Crest 0.53 dB</p> <table border="1"> <tr><td>10 %</td><td>0.28 dB</td></tr> <tr><td>1 %</td><td>0.40 dB</td></tr> <tr><td>.1 %</td><td>0.44 dB</td></tr> <tr><td>.01 %</td><td>0.48 dB</td></tr> </table> <p>Date: 16.JUN.2019 18:50:01</p>	10 %	0.28 dB	1 %	0.40 dB	.1 %	0.44 dB	.01 %	0.48 dB	<p align="center">Middle Channel</p>  <p>Center 1.88 GHz 2 dB/ Mean Pwr = 20 dB</p> <p>Complementary Cumulative Distribution Function (100000 samples)</p> <p>Trace 1</p> <p>Mean 24.68 dBm Peak 28.13 dBm Crest 3.44 dB</p> <table border="1"> <tr><td>10 %</td><td>2.64 dB</td></tr> <tr><td>1 %</td><td>3.24 dB</td></tr> <tr><td>.1 %</td><td>3.36 dB</td></tr> <tr><td>.01 %</td><td>3.44 dB</td></tr> </table> <p>Date: 16.JUN.2019 19:03:04</p>	10 %	2.64 dB	1 %	3.24 dB	.1 %	3.36 dB	.01 %	3.44 dB
10 %	0.28 dB																
1 %	0.40 dB																
.1 %	0.44 dB																
.01 %	0.48 dB																
10 %	2.64 dB																
1 %	3.24 dB																
.1 %	3.36 dB																
.01 %	3.44 dB																
<p align="center">Highest Channel</p>  <p>Center 1.9098 GHz 2 dB/ Mean Pwr = 20 dB</p> <p>Complementary Cumulative Distribution Function (100000 samples)</p> <p>Trace 1</p> <p>Mean 24.14 dBm Peak 24.67 dBm Crest 0.53 dB</p> <table border="1"> <tr><td>10 %</td><td>0.28 dB</td></tr> <tr><td>1 %</td><td>0.44 dB</td></tr> <tr><td>.1 %</td><td>0.48 dB</td></tr> <tr><td>.01 %</td><td>0.52 dB</td></tr> </table> <p>Date: 16.JUN.2019 18:50:15</p>	10 %	0.28 dB	1 %	0.44 dB	.1 %	0.48 dB	.01 %	0.52 dB	<p align="center">Highest Channel</p>  <p>Center 1.9098 GHz 2 dB/ Mean Pwr = 20 dB</p> <p>Complementary Cumulative Distribution Function (100000 samples)</p> <p>Trace 1</p> <p>Mean 24.73 dBm Peak 28.13 dBm Crest 3.40 dB</p> <table border="1"> <tr><td>10 %</td><td>2.64 dB</td></tr> <tr><td>1 %</td><td>3.20 dB</td></tr> <tr><td>.1 %</td><td>3.36 dB</td></tr> <tr><td>.01 %</td><td>3.40 dB</td></tr> </table> <p>Date: 16.JUN.2019 19:03:21</p>	10 %	2.64 dB	1 %	3.20 dB	.1 %	3.36 dB	.01 %	3.40 dB
10 %	0.28 dB																
1 %	0.44 dB																
.1 %	0.48 dB																
.01 %	0.52 dB																
10 %	2.64 dB																
1 %	3.20 dB																
.1 %	3.36 dB																
.01 %	3.40 dB																

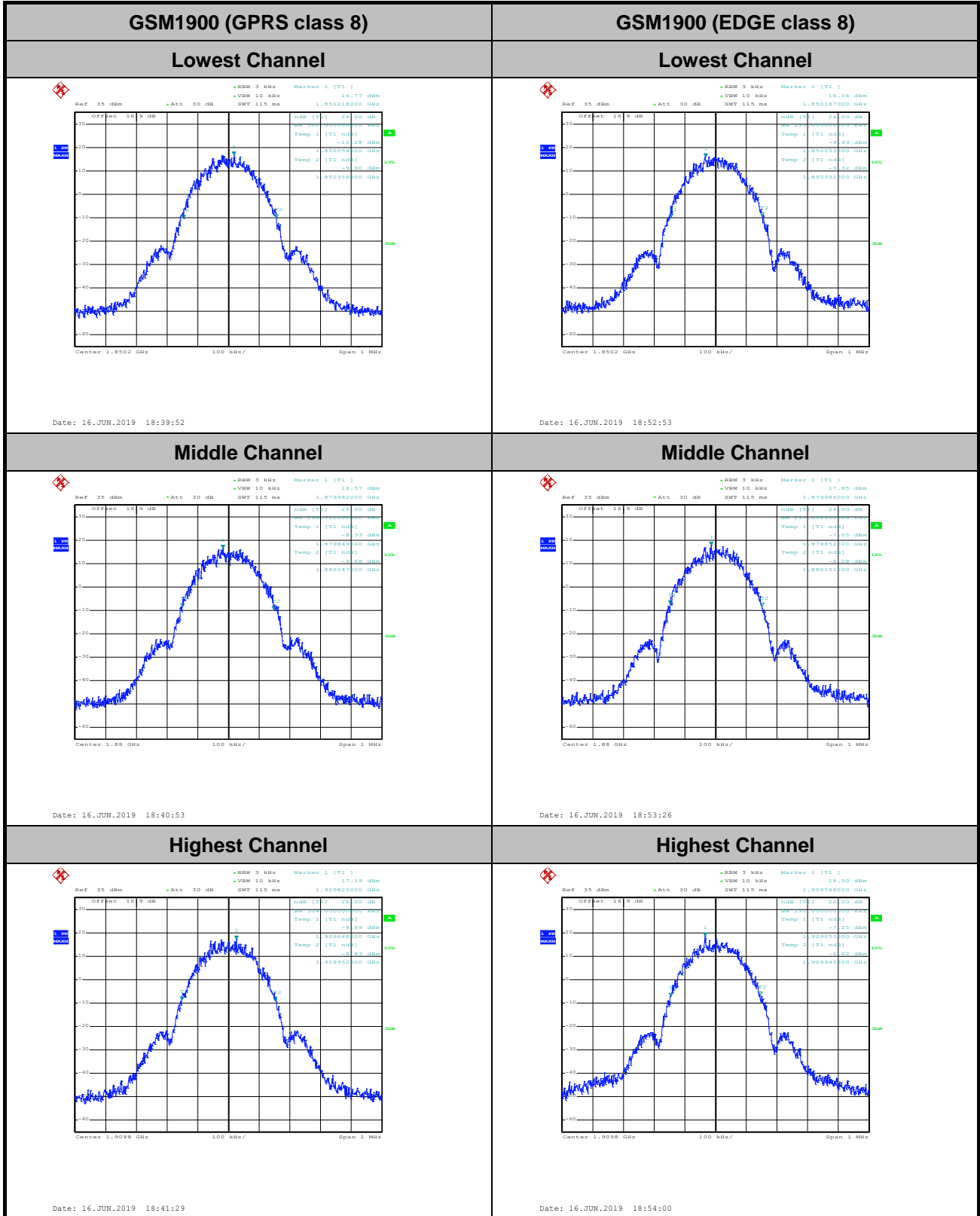


26dB Bandwidth

Mode	GSM850: 26dB BW (MHz)	
Mod.	GPRS class 8	EDGE class 8
Lowest CH	0.300	0.294
Middle CH	0.301	0.300
Highest CH	0.314	0.303

Mode	GSM1900: 26dB BW (MHz)	
Mod.	GPRS class 8	EDGE class 8
Lowest CH	0.302	0.299
Middle CH	0.298	0.299
Highest CH	0.304	0.292



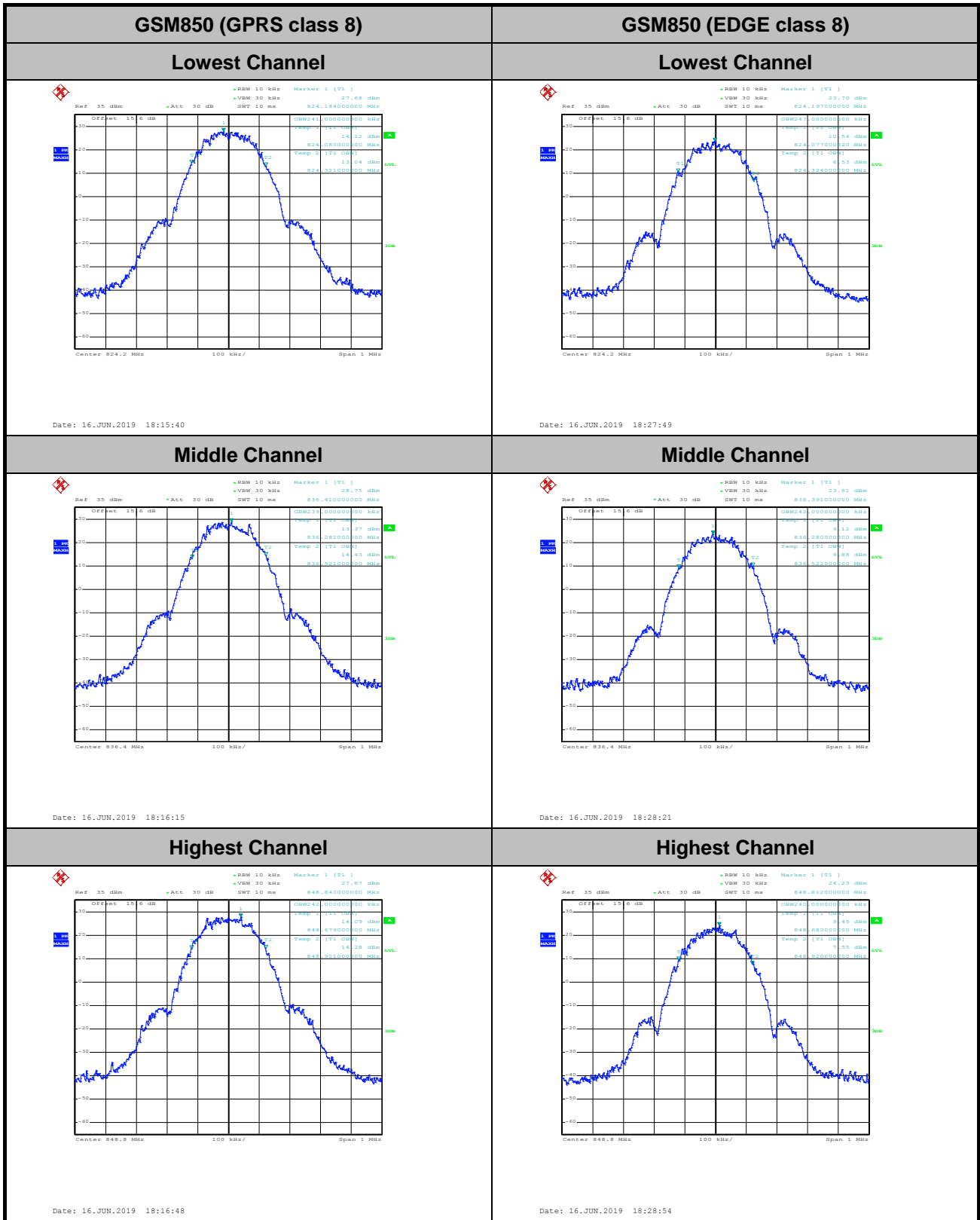


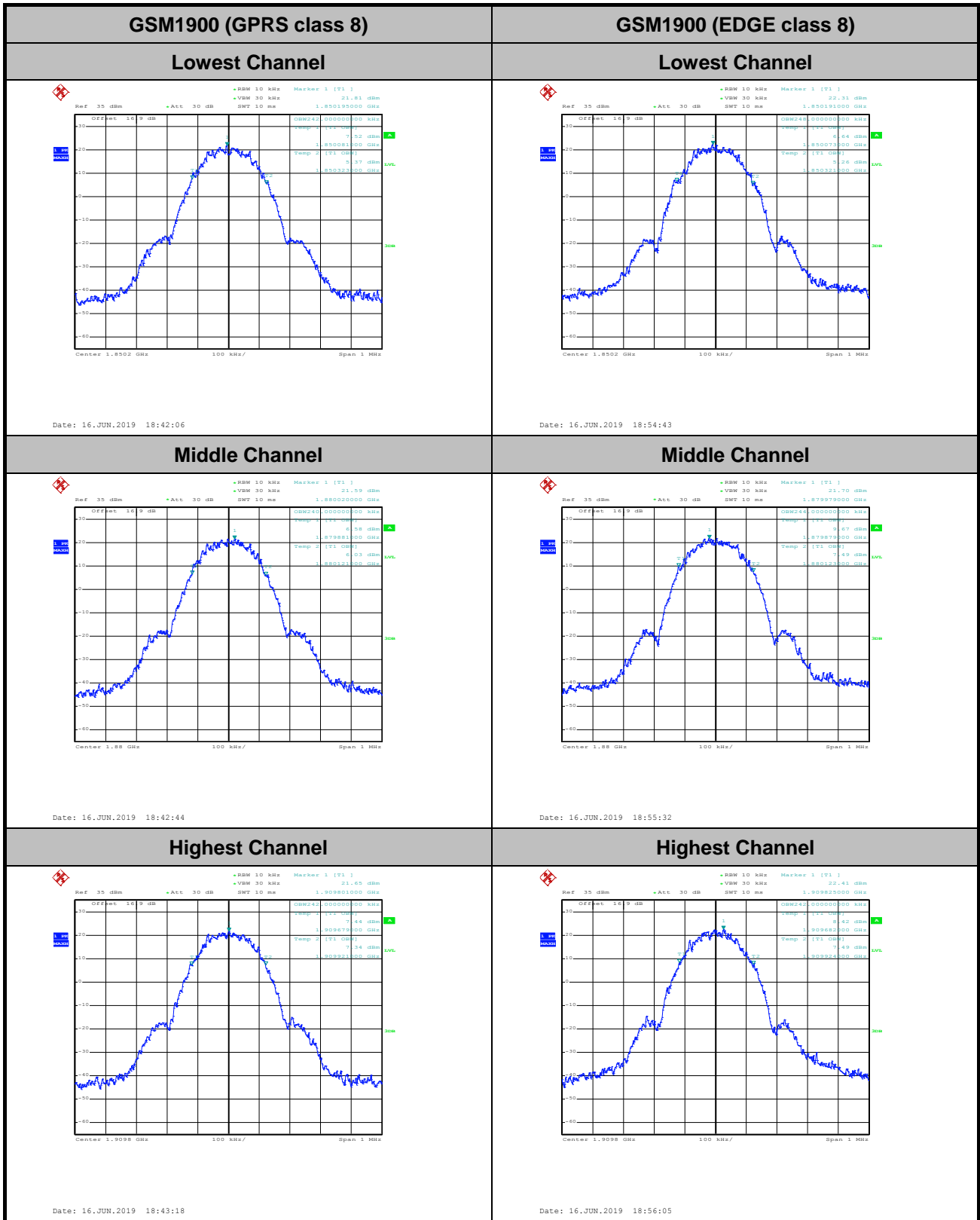


Occupied Bandwidth

Mode	GSM850: 99% OBW (MHz)	
Mod.	GPRS class 8	EDGE class 8
Lowest CH	0.241	0.247
Middle CH	0.239	0.242
Highest CH	0.242	0.240

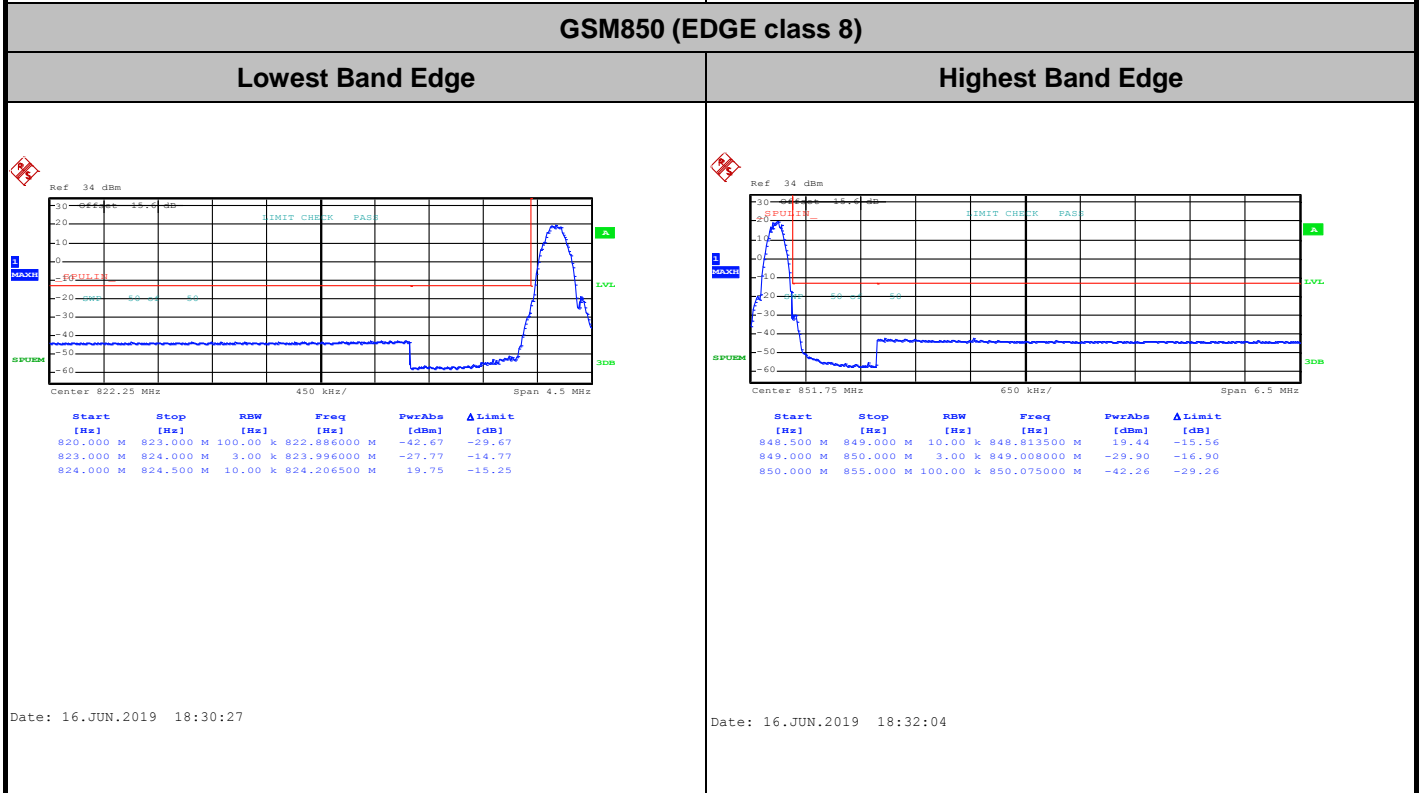
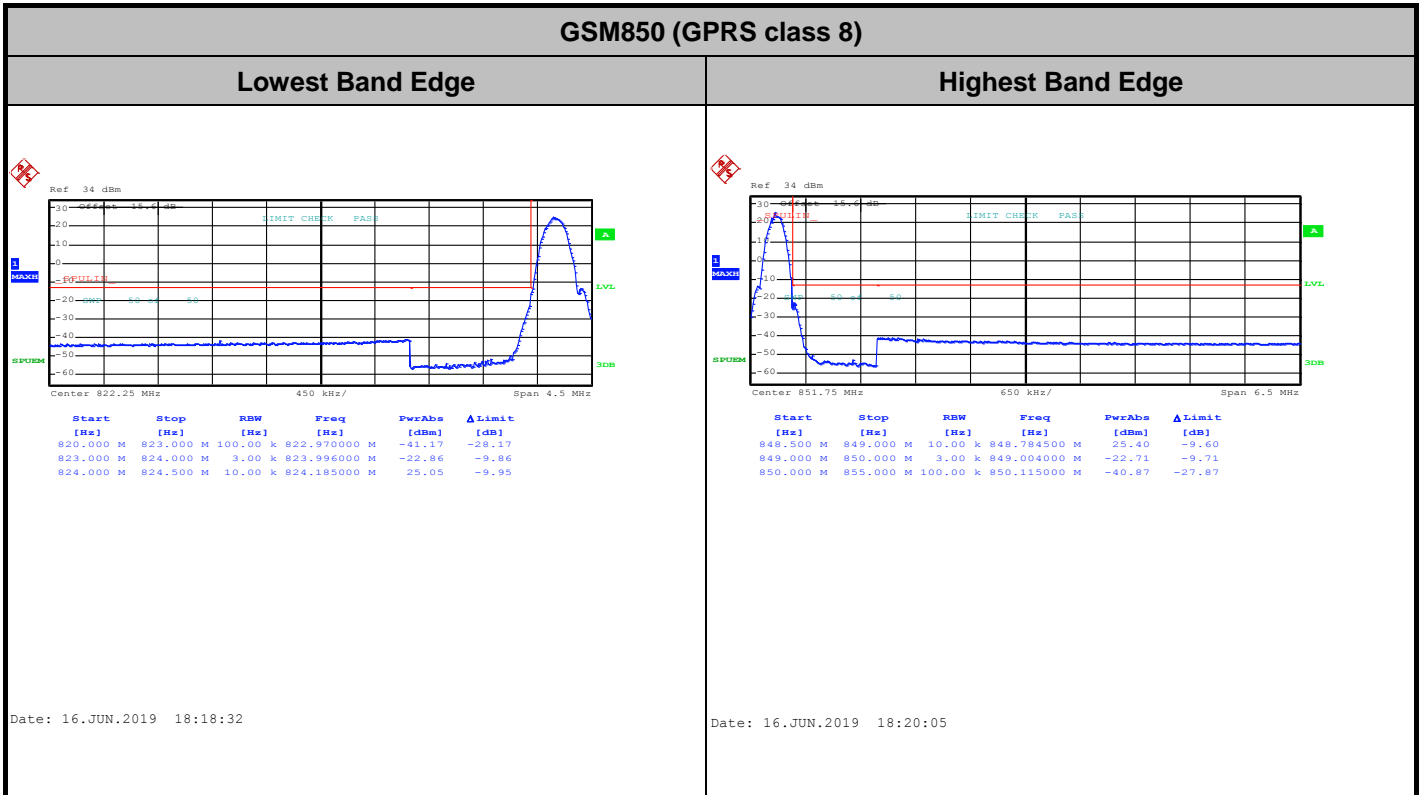
Mode	GSM1900: 99% OBW (MHz)	
Mod.	GPRS class 8	EDGE class 8
Lowest CH	0.242	0.248
Middle CH	0.240	0.244
Highest CH	0.242	0.242







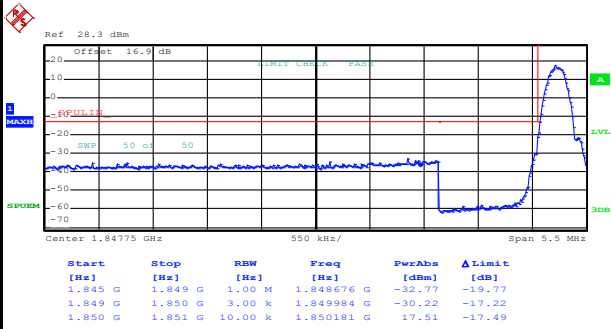
Conducted Band Edge





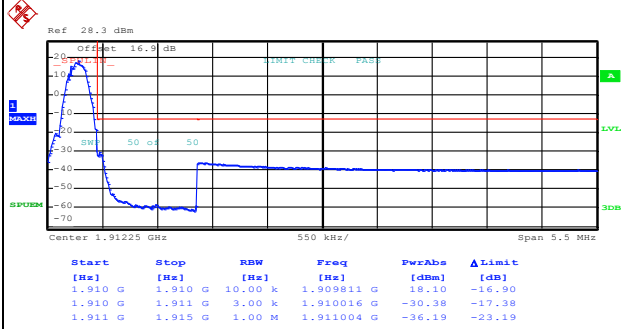
GSM1900 (GPRS class 8)

Lowest Band Edge



Date: 16.JUN.2019 18:44:59

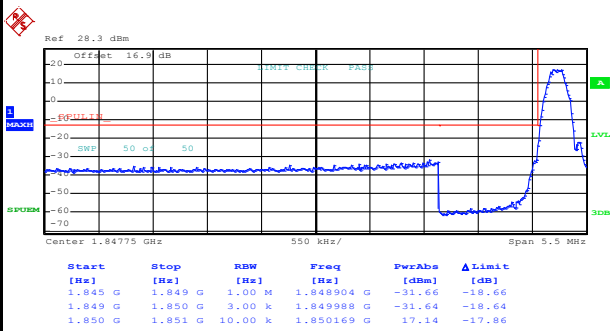
Highest Band Edge



Date: 16.JUN.2019 18:46:32

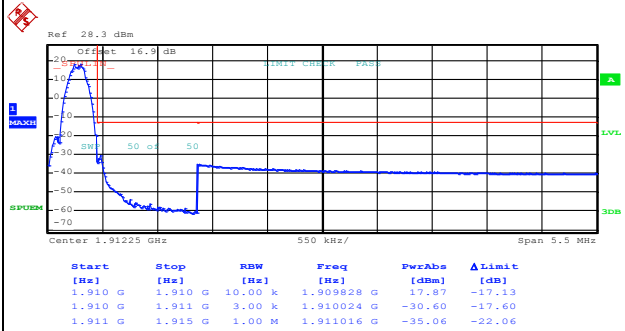
GSM1900 (EDGE class 8)

Lowest Band Edge



Date: 16.JUN.2019 18:57:40

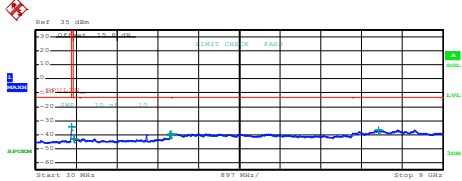
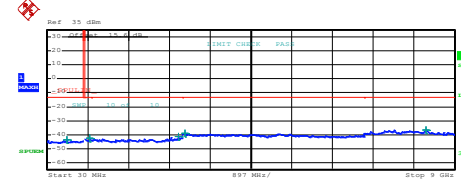
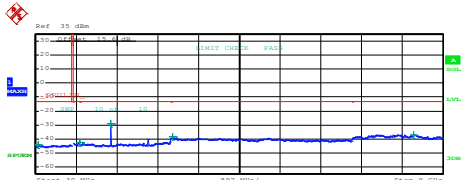
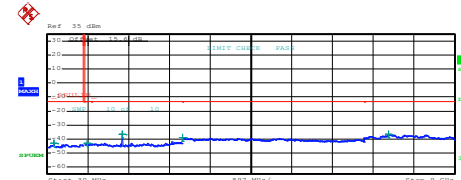
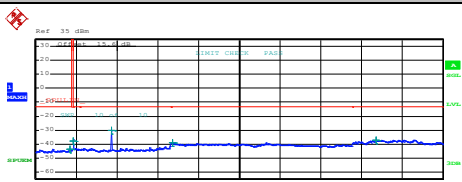
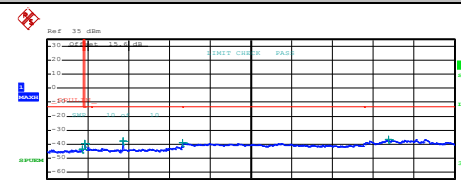
Highest Band Edge



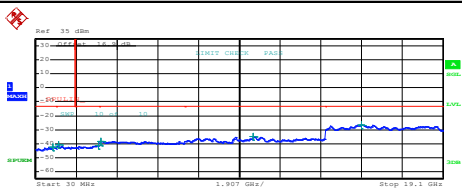
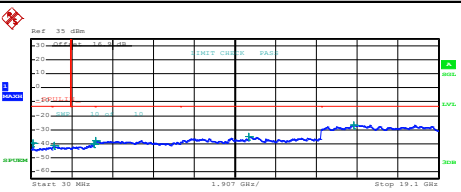
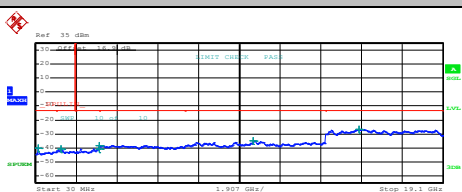
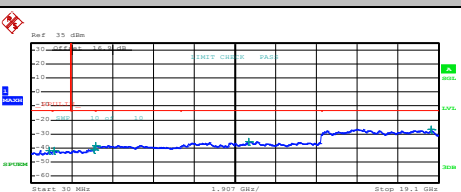
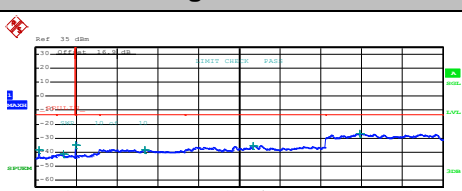
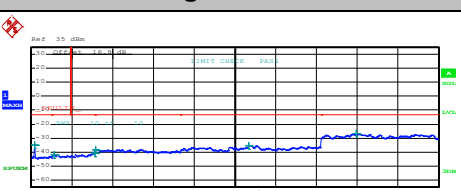
Date: 16.JUN.2019 18:59:15



Conducted Spurious Emission

GSM850 (GPRS class 8)	GSM850 (EDGE class 8)																																																																																				
Lowest Channel	Lowest Channel																																																																																				
 <table border="1" data-bbox="239 649 638 739"> <thead> <tr> <th>Start</th> <th>Stop</th> <th>RBW</th> <th>Freq</th> <th>PerAbn</th> <th>ΔLimit</th> </tr> <tr> <th>[Hz]</th> <th>[Hz]</th> <th>[Hz]</th> <th>[Hz]</th> <th>[dBm]</th> <th>[dB]</th> </tr> </thead> <tbody> <tr> <td>30,000 M</td> <td>820,000 M</td> <td>1,000 M</td> <td>819,407500 M</td> <td>-14.53</td> <td>-21.53</td> </tr> <tr> <td>850,000 M</td> <td>1,000 G</td> <td>1,000 M</td> <td>860,331251 M</td> <td>-42.90</td> <td>-29.90</td> </tr> <tr> <td>1,000 G</td> <td>3,000 G</td> <td>1,000 M</td> <td>2,9928000 G</td> <td>-40.20</td> <td>-27.20</td> </tr> <tr> <td>3,000 G</td> <td>7,000 G</td> <td>1,000 M</td> <td>3,0009000 G</td> <td>-39.38</td> <td>-26.38</td> </tr> <tr> <td>7,000 G</td> <td>9,000 G</td> <td>1,000 M</td> <td>7,5915000 G</td> <td>-36.48</td> <td>-23.48</td> </tr> </tbody> </table> <p>Date: 16 JUN. 2019 18:21:01</p>	Start	Stop	RBW	Freq	PerAbn	ΔLimit	[Hz]	[Hz]	[Hz]	[Hz]	[dBm]	[dB]	30,000 M	820,000 M	1,000 M	819,407500 M	-14.53	-21.53	850,000 M	1,000 G	1,000 M	860,331251 M	-42.90	-29.90	1,000 G	3,000 G	1,000 M	2,9928000 G	-40.20	-27.20	3,000 G	7,000 G	1,000 M	3,0009000 G	-39.38	-26.38	7,000 G	9,000 G	1,000 M	7,5915000 G	-36.48	-23.48	 <table border="1" data-bbox="877 649 1276 739"> <thead> <tr> <th>Start</th> <th>Stop</th> <th>RBW</th> <th>Freq</th> <th>PerAbn</th> <th>ΔLimit</th> </tr> <tr> <th>[Hz]</th> <th>[Hz]</th> <th>[Hz]</th> <th>[Hz]</th> <th>[dBm]</th> <th>[dB]</th> </tr> </thead> <tbody> <tr> <td>30,000 M</td> <td>820,000 M</td> <td>1,000 M</td> <td>465,685000 M</td> <td>-15.74</td> <td>-30.74</td> </tr> <tr> <td>850,000 M</td> <td>1,000 G</td> <td>1,000 M</td> <td>962,300007 M</td> <td>-42.30</td> <td>-29.30</td> </tr> <tr> <td>1,000 G</td> <td>3,000 G</td> <td>1,000 M</td> <td>2,9938000 G</td> <td>-41.04</td> <td>-28.04</td> </tr> <tr> <td>3,000 G</td> <td>7,000 G</td> <td>1,000 M</td> <td>3,0009000 G</td> <td>-39.23</td> <td>-26.23</td> </tr> <tr> <td>7,000 G</td> <td>9,000 G</td> <td>1,000 M</td> <td>8,3605000 G</td> <td>-36.71</td> <td>-23.71</td> </tr> </tbody> </table> <p>Date: 16 JUN. 2019 18:34:08</p>	Start	Stop	RBW	Freq	PerAbn	ΔLimit	[Hz]	[Hz]	[Hz]	[Hz]	[dBm]	[dB]	30,000 M	820,000 M	1,000 M	465,685000 M	-15.74	-30.74	850,000 M	1,000 G	1,000 M	962,300007 M	-42.30	-29.30	1,000 G	3,000 G	1,000 M	2,9938000 G	-41.04	-28.04	3,000 G	7,000 G	1,000 M	3,0009000 G	-39.23	-26.23	7,000 G	9,000 G	1,000 M	8,3605000 G	-36.71	-23.71
Start	Stop	RBW	Freq	PerAbn	ΔLimit																																																																																
[Hz]	[Hz]	[Hz]	[Hz]	[dBm]	[dB]																																																																																
30,000 M	820,000 M	1,000 M	819,407500 M	-14.53	-21.53																																																																																
850,000 M	1,000 G	1,000 M	860,331251 M	-42.90	-29.90																																																																																
1,000 G	3,000 G	1,000 M	2,9928000 G	-40.20	-27.20																																																																																
3,000 G	7,000 G	1,000 M	3,0009000 G	-39.38	-26.38																																																																																
7,000 G	9,000 G	1,000 M	7,5915000 G	-36.48	-23.48																																																																																
Start	Stop	RBW	Freq	PerAbn	ΔLimit																																																																																
[Hz]	[Hz]	[Hz]	[Hz]	[dBm]	[dB]																																																																																
30,000 M	820,000 M	1,000 M	465,685000 M	-15.74	-30.74																																																																																
850,000 M	1,000 G	1,000 M	962,300007 M	-42.30	-29.30																																																																																
1,000 G	3,000 G	1,000 M	2,9938000 G	-41.04	-28.04																																																																																
3,000 G	7,000 G	1,000 M	3,0009000 G	-39.23	-26.23																																																																																
7,000 G	9,000 G	1,000 M	8,3605000 G	-36.71	-23.71																																																																																
Middle Channel	Middle Channel																																																																																				
 <table border="1" data-bbox="239 1164 638 1254"> <thead> <tr> <th>Start</th> <th>Stop</th> <th>RBW</th> <th>Freq</th> <th>PerAbn</th> <th>ΔLimit</th> </tr> <tr> <th>[Hz]</th> <th>[Hz]</th> <th>[Hz]</th> <th>[Hz]</th> <th>[dBm]</th> <th>[dB]</th> </tr> </thead> <tbody> <tr> <td>30,000 M</td> <td>820,000 M</td> <td>1,000 M</td> <td>833,320000 M</td> <td>-43.99</td> <td>-30.99</td> </tr> <tr> <td>850,000 M</td> <td>1,000 G</td> <td>1,000 M</td> <td>994,961200 M</td> <td>-42.77</td> <td>-29.77</td> </tr> <tr> <td>1,000 G</td> <td>3,000 G</td> <td>1,000 M</td> <td>1,6730000 G</td> <td>-28.91</td> <td>-15.91</td> </tr> <tr> <td>3,000 G</td> <td>7,000 G</td> <td>1,000 M</td> <td>3,0038000 G</td> <td>-38.32</td> <td>-25.32</td> </tr> <tr> <td>7,000 G</td> <td>9,000 G</td> <td>1,000 M</td> <td>8,3635000 G</td> <td>-37.13</td> <td>-24.13</td> </tr> </tbody> </table> <p>Date: 16 JUN. 2019 18:21:53</p>	Start	Stop	RBW	Freq	PerAbn	ΔLimit	[Hz]	[Hz]	[Hz]	[Hz]	[dBm]	[dB]	30,000 M	820,000 M	1,000 M	833,320000 M	-43.99	-30.99	850,000 M	1,000 G	1,000 M	994,961200 M	-42.77	-29.77	1,000 G	3,000 G	1,000 M	1,6730000 G	-28.91	-15.91	3,000 G	7,000 G	1,000 M	3,0038000 G	-38.32	-25.32	7,000 G	9,000 G	1,000 M	8,3635000 G	-37.13	-24.13	 <table border="1" data-bbox="877 1164 1276 1254"> <thead> <tr> <th>Start</th> <th>Stop</th> <th>RBW</th> <th>Freq</th> <th>PerAbn</th> <th>ΔLimit</th> </tr> <tr> <th>[Hz]</th> <th>[Hz]</th> <th>[Hz]</th> <th>[Hz]</th> <th>[dBm]</th> <th>[dB]</th> </tr> </thead> <tbody> <tr> <td>30,000 M</td> <td>820,000 M</td> <td>1,000 M</td> <td>1,08,842000 M</td> <td>-43.21</td> <td>-30.21</td> </tr> <tr> <td>850,000 M</td> <td>1,000 G</td> <td>1,000 M</td> <td>901,436253 M</td> <td>-43.23</td> <td>-30.23</td> </tr> <tr> <td>1,000 G</td> <td>3,000 G</td> <td>1,000 M</td> <td>1,6725000 G</td> <td>-36.88</td> <td>-23.88</td> </tr> <tr> <td>3,000 G</td> <td>7,000 G</td> <td>1,000 M</td> <td>3,0038000 G</td> <td>-38.94</td> <td>-25.94</td> </tr> <tr> <td>7,000 G</td> <td>9,000 G</td> <td>1,000 M</td> <td>7,5655000 G</td> <td>-36.51</td> <td>-23.51</td> </tr> </tbody> </table> <p>Date: 16 JUN. 2019 18:35:00</p>	Start	Stop	RBW	Freq	PerAbn	ΔLimit	[Hz]	[Hz]	[Hz]	[Hz]	[dBm]	[dB]	30,000 M	820,000 M	1,000 M	1,08,842000 M	-43.21	-30.21	850,000 M	1,000 G	1,000 M	901,436253 M	-43.23	-30.23	1,000 G	3,000 G	1,000 M	1,6725000 G	-36.88	-23.88	3,000 G	7,000 G	1,000 M	3,0038000 G	-38.94	-25.94	7,000 G	9,000 G	1,000 M	7,5655000 G	-36.51	-23.51
Start	Stop	RBW	Freq	PerAbn	ΔLimit																																																																																
[Hz]	[Hz]	[Hz]	[Hz]	[dBm]	[dB]																																																																																
30,000 M	820,000 M	1,000 M	833,320000 M	-43.99	-30.99																																																																																
850,000 M	1,000 G	1,000 M	994,961200 M	-42.77	-29.77																																																																																
1,000 G	3,000 G	1,000 M	1,6730000 G	-28.91	-15.91																																																																																
3,000 G	7,000 G	1,000 M	3,0038000 G	-38.32	-25.32																																																																																
7,000 G	9,000 G	1,000 M	8,3635000 G	-37.13	-24.13																																																																																
Start	Stop	RBW	Freq	PerAbn	ΔLimit																																																																																
[Hz]	[Hz]	[Hz]	[Hz]	[dBm]	[dB]																																																																																
30,000 M	820,000 M	1,000 M	1,08,842000 M	-43.21	-30.21																																																																																
850,000 M	1,000 G	1,000 M	901,436253 M	-43.23	-30.23																																																																																
1,000 G	3,000 G	1,000 M	1,6725000 G	-36.88	-23.88																																																																																
3,000 G	7,000 G	1,000 M	3,0038000 G	-38.94	-25.94																																																																																
7,000 G	9,000 G	1,000 M	7,5655000 G	-36.51	-23.51																																																																																
Highest Channel	Highest Channel																																																																																				
 <table border="1" data-bbox="239 1680 638 1769"> <thead> <tr> <th>Start</th> <th>Stop</th> <th>RBW</th> <th>Freq</th> <th>PerAbn</th> <th>ΔLimit</th> </tr> <tr> <th>[Hz]</th> <th>[Hz]</th> <th>[Hz]</th> <th>[Hz]</th> <th>[dBm]</th> <th>[dB]</th> </tr> </thead> <tbody> <tr> <td>30,000 M</td> <td>820,000 M</td> <td>1,000 M</td> <td>788,202500 M</td> <td>-43.39</td> <td>-30.39</td> </tr> <tr> <td>850,000 M</td> <td>1,000 G</td> <td>1,000 M</td> <td>850,108750 M</td> <td>-37.63</td> <td>-24.63</td> </tr> <tr> <td>1,000 G</td> <td>3,000 G</td> <td>1,000 M</td> <td>1,6975000 G</td> <td>-30.37</td> <td>-17.37</td> </tr> <tr> <td>3,000 G</td> <td>7,000 G</td> <td>1,000 M</td> <td>3,0045000 G</td> <td>-39.08</td> <td>-26.08</td> </tr> <tr> <td>7,000 G</td> <td>9,000 G</td> <td>1,000 M</td> <td>7,5335000 G</td> <td>-37.19</td> <td>-24.19</td> </tr> </tbody> </table> <p>Date: 16 JUN. 2019 18:22:44</p>	Start	Stop	RBW	Freq	PerAbn	ΔLimit	[Hz]	[Hz]	[Hz]	[Hz]	[dBm]	[dB]	30,000 M	820,000 M	1,000 M	788,202500 M	-43.39	-30.39	850,000 M	1,000 G	1,000 M	850,108750 M	-37.63	-24.63	1,000 G	3,000 G	1,000 M	1,6975000 G	-30.37	-17.37	3,000 G	7,000 G	1,000 M	3,0045000 G	-39.08	-26.08	7,000 G	9,000 G	1,000 M	7,5335000 G	-37.19	-24.19	 <table border="1" data-bbox="877 1680 1276 1769"> <thead> <tr> <th>Start</th> <th>Stop</th> <th>RBW</th> <th>Freq</th> <th>PerAbn</th> <th>ΔLimit</th> </tr> <tr> <th>[Hz]</th> <th>[Hz]</th> <th>[Hz]</th> <th>[Hz]</th> <th>[dBm]</th> <th>[dB]</th> </tr> </thead> <tbody> <tr> <td>30,000 M</td> <td>820,000 M</td> <td>1,000 M</td> <td>799,855000 M</td> <td>-43.94</td> <td>-30.94</td> </tr> <tr> <td>850,000 M</td> <td>1,000 G</td> <td>1,000 M</td> <td>850,036250 M</td> <td>-39.74</td> <td>-26.74</td> </tr> <tr> <td>1,000 G</td> <td>3,000 G</td> <td>1,000 M</td> <td>1,6975000 G</td> <td>-37.52</td> <td>-24.52</td> </tr> <tr> <td>3,000 G</td> <td>7,000 G</td> <td>1,000 M</td> <td>3,0030000 G</td> <td>-39.26</td> <td>-26.26</td> </tr> <tr> <td>7,000 G</td> <td>9,000 G</td> <td>1,000 M</td> <td>7,5335000 G</td> <td>-36.68</td> <td>-23.68</td> </tr> </tbody> </table> <p>Date: 16 JUN. 2019 18:35:54</p>	Start	Stop	RBW	Freq	PerAbn	ΔLimit	[Hz]	[Hz]	[Hz]	[Hz]	[dBm]	[dB]	30,000 M	820,000 M	1,000 M	799,855000 M	-43.94	-30.94	850,000 M	1,000 G	1,000 M	850,036250 M	-39.74	-26.74	1,000 G	3,000 G	1,000 M	1,6975000 G	-37.52	-24.52	3,000 G	7,000 G	1,000 M	3,0030000 G	-39.26	-26.26	7,000 G	9,000 G	1,000 M	7,5335000 G	-36.68	-23.68
Start	Stop	RBW	Freq	PerAbn	ΔLimit																																																																																
[Hz]	[Hz]	[Hz]	[Hz]	[dBm]	[dB]																																																																																
30,000 M	820,000 M	1,000 M	788,202500 M	-43.39	-30.39																																																																																
850,000 M	1,000 G	1,000 M	850,108750 M	-37.63	-24.63																																																																																
1,000 G	3,000 G	1,000 M	1,6975000 G	-30.37	-17.37																																																																																
3,000 G	7,000 G	1,000 M	3,0045000 G	-39.08	-26.08																																																																																
7,000 G	9,000 G	1,000 M	7,5335000 G	-37.19	-24.19																																																																																
Start	Stop	RBW	Freq	PerAbn	ΔLimit																																																																																
[Hz]	[Hz]	[Hz]	[Hz]	[dBm]	[dB]																																																																																
30,000 M	820,000 M	1,000 M	799,855000 M	-43.94	-30.94																																																																																
850,000 M	1,000 G	1,000 M	850,036250 M	-39.74	-26.74																																																																																
1,000 G	3,000 G	1,000 M	1,6975000 G	-37.52	-24.52																																																																																
3,000 G	7,000 G	1,000 M	3,0030000 G	-39.26	-26.26																																																																																
7,000 G	9,000 G	1,000 M	7,5335000 G	-36.68	-23.68																																																																																



GSM1900 (GPRS class 8)	GSM1900 (EDGE class 8)																																																																																				
<p style="text-align: center;">Lowest Channel</p>  <table border="1" data-bbox="239 571 638 672"> <thead> <tr> <th>Start [Hz]</th> <th>Stop [Hz]</th> <th>RBW [Hz]</th> <th>Freq [Hz]</th> <th>PwrAbs [dBm]</th> <th>ΔLimit [dB]</th> </tr> </thead> <tbody> <tr><td>30.000 M</td><td>1.000 G</td><td>1.000 M</td><td>845.042500 M</td><td>-42.60</td><td>-25.80</td></tr> <tr><td>1.000 G</td><td>1.845 G</td><td>1.000 M</td><td>1.082388 G</td><td>-41.00</td><td>-28.00</td></tr> <tr><td>1.845 G</td><td>3.000 G</td><td>1.000 M</td><td>2.960390 G</td><td>-43.22</td><td>-28.22</td></tr> <tr><td>3.000 G</td><td>7.000 G</td><td>1.000 M</td><td>3.094900 G</td><td>-38.11</td><td>-25.11</td></tr> <tr><td>7.000 G</td><td>13.600 G</td><td>1.000 M</td><td>10.213375 G</td><td>-35.05</td><td>-22.05</td></tr> <tr><td>13.600 G</td><td>19.100 G</td><td>1.000 M</td><td>15.283750 G</td><td>-26.79</td><td>-13.79</td></tr> </tbody> </table> <p>Date: 16.JUN.2019 18:47:39</p>	Start [Hz]	Stop [Hz]	RBW [Hz]	Freq [Hz]	PwrAbs [dBm]	ΔLimit [dB]	30.000 M	1.000 G	1.000 M	845.042500 M	-42.60	-25.80	1.000 G	1.845 G	1.000 M	1.082388 G	-41.00	-28.00	1.845 G	3.000 G	1.000 M	2.960390 G	-43.22	-28.22	3.000 G	7.000 G	1.000 M	3.094900 G	-38.11	-25.11	7.000 G	13.600 G	1.000 M	10.213375 G	-35.05	-22.05	13.600 G	19.100 G	1.000 M	15.283750 G	-26.79	-13.79	<p style="text-align: center;">Lowest Channel</p>  <table border="1" data-bbox="893 571 1292 672"> <thead> <tr> <th>Start [Hz]</th> <th>Stop [Hz]</th> <th>RBW [Hz]</th> <th>Freq [Hz]</th> <th>PwrAbs [dBm]</th> <th>ΔLimit [dB]</th> </tr> </thead> <tbody> <tr><td>30.000 M</td><td>1.000 G</td><td>1.000 M</td><td>111.722500 M</td><td>-39.29</td><td>-26.29</td></tr> <tr><td>1.000 G</td><td>1.845 G</td><td>1.000 M</td><td>1.105203 G</td><td>-41.50</td><td>-28.50</td></tr> <tr><td>1.845 G</td><td>3.000 G</td><td>1.000 M</td><td>2.962336 G</td><td>-39.96</td><td>-26.96</td></tr> <tr><td>3.000 G</td><td>7.000 G</td><td>1.000 M</td><td>3.060000 G</td><td>-37.95</td><td>-24.95</td></tr> <tr><td>7.000 G</td><td>13.600 G</td><td>1.000 M</td><td>10.212550 G</td><td>-34.59</td><td>-21.59</td></tr> <tr><td>13.600 G</td><td>19.100 G</td><td>1.000 M</td><td>15.146688 G</td><td>-26.75</td><td>-13.75</td></tr> </tbody> </table> <p>Date: 16.JUN.2019 19:00:34</p>	Start [Hz]	Stop [Hz]	RBW [Hz]	Freq [Hz]	PwrAbs [dBm]	ΔLimit [dB]	30.000 M	1.000 G	1.000 M	111.722500 M	-39.29	-26.29	1.000 G	1.845 G	1.000 M	1.105203 G	-41.50	-28.50	1.845 G	3.000 G	1.000 M	2.962336 G	-39.96	-26.96	3.000 G	7.000 G	1.000 M	3.060000 G	-37.95	-24.95	7.000 G	13.600 G	1.000 M	10.212550 G	-34.59	-21.59	13.600 G	19.100 G	1.000 M	15.146688 G	-26.75	-13.75
Start [Hz]	Stop [Hz]	RBW [Hz]	Freq [Hz]	PwrAbs [dBm]	ΔLimit [dB]																																																																																
30.000 M	1.000 G	1.000 M	845.042500 M	-42.60	-25.80																																																																																
1.000 G	1.845 G	1.000 M	1.082388 G	-41.00	-28.00																																																																																
1.845 G	3.000 G	1.000 M	2.960390 G	-43.22	-28.22																																																																																
3.000 G	7.000 G	1.000 M	3.094900 G	-38.11	-25.11																																																																																
7.000 G	13.600 G	1.000 M	10.213375 G	-35.05	-22.05																																																																																
13.600 G	19.100 G	1.000 M	15.283750 G	-26.79	-13.79																																																																																
Start [Hz]	Stop [Hz]	RBW [Hz]	Freq [Hz]	PwrAbs [dBm]	ΔLimit [dB]																																																																																
30.000 M	1.000 G	1.000 M	111.722500 M	-39.29	-26.29																																																																																
1.000 G	1.845 G	1.000 M	1.105203 G	-41.50	-28.50																																																																																
1.845 G	3.000 G	1.000 M	2.962336 G	-39.96	-26.96																																																																																
3.000 G	7.000 G	1.000 M	3.060000 G	-37.95	-24.95																																																																																
7.000 G	13.600 G	1.000 M	10.212550 G	-34.59	-21.59																																																																																
13.600 G	19.100 G	1.000 M	15.146688 G	-26.75	-13.75																																																																																
<p style="text-align: center;">Middle Channel</p>  <table border="1" data-bbox="239 1086 638 1187"> <thead> <tr> <th>Start [Hz]</th> <th>Stop [Hz]</th> <th>RBW [Hz]</th> <th>Freq [Hz]</th> <th>PwrAbs [dBm]</th> <th>ΔLimit [dB]</th> </tr> </thead> <tbody> <tr><td>30.000 M</td><td>1.000 G</td><td>1.000 M</td><td>141.792500 M</td><td>-40.16</td><td>-27.16</td></tr> <tr><td>1.000 G</td><td>1.845 G</td><td>1.000 M</td><td>1.183828 G</td><td>-40.73</td><td>-27.73</td></tr> <tr><td>1.845 G</td><td>3.000 G</td><td>1.000 M</td><td>2.959391 G</td><td>-40.50</td><td>-27.50</td></tr> <tr><td>3.000 G</td><td>7.000 G</td><td>1.000 M</td><td>3.010000 G</td><td>-38.26</td><td>-25.26</td></tr> <tr><td>7.000 G</td><td>13.600 G</td><td>1.000 M</td><td>10.213375 G</td><td>-35.10</td><td>-22.10</td></tr> <tr><td>13.600 G</td><td>19.100 G</td><td>1.000 M</td><td>15.158563 G</td><td>-26.59</td><td>-13.59</td></tr> </tbody> </table> <p>Date: 16.JUN.2019 18:48:30</p>	Start [Hz]	Stop [Hz]	RBW [Hz]	Freq [Hz]	PwrAbs [dBm]	ΔLimit [dB]	30.000 M	1.000 G	1.000 M	141.792500 M	-40.16	-27.16	1.000 G	1.845 G	1.000 M	1.183828 G	-40.73	-27.73	1.845 G	3.000 G	1.000 M	2.959391 G	-40.50	-27.50	3.000 G	7.000 G	1.000 M	3.010000 G	-38.26	-25.26	7.000 G	13.600 G	1.000 M	10.213375 G	-35.10	-22.10	13.600 G	19.100 G	1.000 M	15.158563 G	-26.59	-13.59	<p style="text-align: center;">Middle Channel</p>  <table border="1" data-bbox="893 1086 1292 1187"> <thead> <tr> <th>Start [Hz]</th> <th>Stop [Hz]</th> <th>RBW [Hz]</th> <th>Freq [Hz]</th> <th>PwrAbs [dBm]</th> <th>ΔLimit [dB]</th> </tr> </thead> <tbody> <tr><td>30.000 M</td><td>1.000 G</td><td>1.000 M</td><td>865.190000 M</td><td>-41.92</td><td>-28.92</td></tr> <tr><td>1.000 G</td><td>1.845 G</td><td>1.000 M</td><td>3.089076 G</td><td>-41.77</td><td>-28.77</td></tr> <tr><td>1.845 G</td><td>3.000 G</td><td>1.000 M</td><td>2.956680 G</td><td>-41.22</td><td>-28.22</td></tr> <tr><td>3.000 G</td><td>7.000 G</td><td>1.000 M</td><td>3.043000 G</td><td>-38.23</td><td>-25.23</td></tr> <tr><td>7.000 G</td><td>13.600 G</td><td>1.000 M</td><td>10.212550 G</td><td>-35.50</td><td>-22.50</td></tr> <tr><td>13.600 G</td><td>19.100 G</td><td>1.000 M</td><td>18.770688 G</td><td>-26.41</td><td>-13.41</td></tr> </tbody> </table> <p>Date: 16.JUN.2019 19:01:24</p>	Start [Hz]	Stop [Hz]	RBW [Hz]	Freq [Hz]	PwrAbs [dBm]	ΔLimit [dB]	30.000 M	1.000 G	1.000 M	865.190000 M	-41.92	-28.92	1.000 G	1.845 G	1.000 M	3.089076 G	-41.77	-28.77	1.845 G	3.000 G	1.000 M	2.956680 G	-41.22	-28.22	3.000 G	7.000 G	1.000 M	3.043000 G	-38.23	-25.23	7.000 G	13.600 G	1.000 M	10.212550 G	-35.50	-22.50	13.600 G	19.100 G	1.000 M	18.770688 G	-26.41	-13.41
Start [Hz]	Stop [Hz]	RBW [Hz]	Freq [Hz]	PwrAbs [dBm]	ΔLimit [dB]																																																																																
30.000 M	1.000 G	1.000 M	141.792500 M	-40.16	-27.16																																																																																
1.000 G	1.845 G	1.000 M	1.183828 G	-40.73	-27.73																																																																																
1.845 G	3.000 G	1.000 M	2.959391 G	-40.50	-27.50																																																																																
3.000 G	7.000 G	1.000 M	3.010000 G	-38.26	-25.26																																																																																
7.000 G	13.600 G	1.000 M	10.213375 G	-35.10	-22.10																																																																																
13.600 G	19.100 G	1.000 M	15.158563 G	-26.59	-13.59																																																																																
Start [Hz]	Stop [Hz]	RBW [Hz]	Freq [Hz]	PwrAbs [dBm]	ΔLimit [dB]																																																																																
30.000 M	1.000 G	1.000 M	865.190000 M	-41.92	-28.92																																																																																
1.000 G	1.845 G	1.000 M	3.089076 G	-41.77	-28.77																																																																																
1.845 G	3.000 G	1.000 M	2.956680 G	-41.22	-28.22																																																																																
3.000 G	7.000 G	1.000 M	3.043000 G	-38.23	-25.23																																																																																
7.000 G	13.600 G	1.000 M	10.212550 G	-35.50	-22.50																																																																																
13.600 G	19.100 G	1.000 M	18.770688 G	-26.41	-13.41																																																																																
<p style="text-align: center;">Highest Channel</p>  <table border="1" data-bbox="239 1601 638 1702"> <thead> <tr> <th>Start [Hz]</th> <th>Stop [Hz]</th> <th>RBW [Hz]</th> <th>Freq [Hz]</th> <th>PwrAbs [dBm]</th> <th>ΔLimit [dB]</th> </tr> </thead> <tbody> <tr><td>30.000 M</td><td>1.000 G</td><td>1.000 M</td><td>171.620000 M</td><td>-39.16</td><td>-25.16</td></tr> <tr><td>1.000 G</td><td>1.845 G</td><td>1.000 M</td><td>1.317931 G</td><td>-41.56</td><td>-28.56</td></tr> <tr><td>1.845 G</td><td>3.000 G</td><td>1.000 M</td><td>1.932371 G</td><td>-38.68</td><td>-25.68</td></tr> <tr><td>3.000 G</td><td>7.000 G</td><td>1.000 M</td><td>3.145000 G</td><td>-38.11</td><td>-25.11</td></tr> <tr><td>7.000 G</td><td>13.600 G</td><td>1.000 M</td><td>10.222450 G</td><td>-35.29</td><td>-22.29</td></tr> <tr><td>13.600 G</td><td>19.100 G</td><td>1.000 M</td><td>15.207313 G</td><td>-26.92</td><td>-13.92</td></tr> </tbody> </table> <p>Date: 16.JUN.2019 18:49:21</p>	Start [Hz]	Stop [Hz]	RBW [Hz]	Freq [Hz]	PwrAbs [dBm]	ΔLimit [dB]	30.000 M	1.000 G	1.000 M	171.620000 M	-39.16	-25.16	1.000 G	1.845 G	1.000 M	1.317931 G	-41.56	-28.56	1.845 G	3.000 G	1.000 M	1.932371 G	-38.68	-25.68	3.000 G	7.000 G	1.000 M	3.145000 G	-38.11	-25.11	7.000 G	13.600 G	1.000 M	10.222450 G	-35.29	-22.29	13.600 G	19.100 G	1.000 M	15.207313 G	-26.92	-13.92	<p style="text-align: center;">Highest Channel</p>  <table border="1" data-bbox="893 1601 1292 1702"> <thead> <tr> <th>Start [Hz]</th> <th>Stop [Hz]</th> <th>RBW [Hz]</th> <th>Freq [Hz]</th> <th>PwrAbs [dBm]</th> <th>ΔLimit [dB]</th> </tr> </thead> <tbody> <tr><td>30.000 M</td><td>1.000 G</td><td>1.000 M</td><td>171.620000 M</td><td>-34.80</td><td>-21.80</td></tr> <tr><td>1.000 G</td><td>1.845 G</td><td>1.000 M</td><td>1.310034 G</td><td>-41.74</td><td>-28.74</td></tr> <tr><td>1.845 G</td><td>3.000 G</td><td>1.000 M</td><td>2.951320 G</td><td>-40.69</td><td>-27.69</td></tr> <tr><td>3.000 G</td><td>7.000 G</td><td>1.000 M</td><td>3.032000 G</td><td>-38.23</td><td>-25.23</td></tr> <tr><td>7.000 G</td><td>13.600 G</td><td>1.000 M</td><td>10.214200 G</td><td>-35.44</td><td>-22.44</td></tr> <tr><td>13.600 G</td><td>19.100 G</td><td>1.000 M</td><td>15.203750 G</td><td>-26.94</td><td>-13.94</td></tr> </tbody> </table> <p>Date: 16.JUN.2019 19:02:21</p>	Start [Hz]	Stop [Hz]	RBW [Hz]	Freq [Hz]	PwrAbs [dBm]	ΔLimit [dB]	30.000 M	1.000 G	1.000 M	171.620000 M	-34.80	-21.80	1.000 G	1.845 G	1.000 M	1.310034 G	-41.74	-28.74	1.845 G	3.000 G	1.000 M	2.951320 G	-40.69	-27.69	3.000 G	7.000 G	1.000 M	3.032000 G	-38.23	-25.23	7.000 G	13.600 G	1.000 M	10.214200 G	-35.44	-22.44	13.600 G	19.100 G	1.000 M	15.203750 G	-26.94	-13.94
Start [Hz]	Stop [Hz]	RBW [Hz]	Freq [Hz]	PwrAbs [dBm]	ΔLimit [dB]																																																																																
30.000 M	1.000 G	1.000 M	171.620000 M	-39.16	-25.16																																																																																
1.000 G	1.845 G	1.000 M	1.317931 G	-41.56	-28.56																																																																																
1.845 G	3.000 G	1.000 M	1.932371 G	-38.68	-25.68																																																																																
3.000 G	7.000 G	1.000 M	3.145000 G	-38.11	-25.11																																																																																
7.000 G	13.600 G	1.000 M	10.222450 G	-35.29	-22.29																																																																																
13.600 G	19.100 G	1.000 M	15.207313 G	-26.92	-13.92																																																																																
Start [Hz]	Stop [Hz]	RBW [Hz]	Freq [Hz]	PwrAbs [dBm]	ΔLimit [dB]																																																																																
30.000 M	1.000 G	1.000 M	171.620000 M	-34.80	-21.80																																																																																
1.000 G	1.845 G	1.000 M	1.310034 G	-41.74	-28.74																																																																																
1.845 G	3.000 G	1.000 M	2.951320 G	-40.69	-27.69																																																																																
3.000 G	7.000 G	1.000 M	3.032000 G	-38.23	-25.23																																																																																
7.000 G	13.600 G	1.000 M	10.214200 G	-35.44	-22.44																																																																																
13.600 G	19.100 G	1.000 M	15.203750 G	-26.94	-13.94																																																																																



Frequency Stability

Test Conditions	Middle Channel	GSM850 (GPRS class 8)	GSM850 (EDGE class 8)	Limit 2.5ppm
Temperature (°C)	Voltage (Volt)	Deviation (ppm)		Result
50	Normal Voltage	0.0036	0.0048	PASS
40	Normal Voltage	0.0012	0.0084	
30	Normal Voltage	0.0000	0.0012	
20(Ref.)	Normal Voltage	0.0000	0.0000	
10	Normal Voltage	0.0060	0.0060	
0	Normal Voltage	0.0012	0.0000	
-10	Normal Voltage	0.0060	0.0012	
-20	Normal Voltage	0.0048	0.0060	
-30	Normal Voltage	0.0120	0.0072	
20	Maximum Voltage	0.0036	0.0012	
20	Normal Voltage	0.0000	0.0000	
20	Battery End Point	0.0024	0.0012	



Test Conditions	Middle Channel	GSM1900 (GPRS class 8)	GSM1900 (EDGE class 8)	Limit Note 2.
Temperature (°C)	Voltage (Volt)	Deviation (ppm)		Result
50	Normal Voltage	0.0005	0.0330	PASS
40	Normal Voltage	0.0000	0.0309	
30	Normal Voltage	0.0032	0.0037	
20(Ref.)	Normal Voltage	0.0000	0.0000	
10	Normal Voltage	0.0080	0.0282	
0	Normal Voltage	0.0064	0.0335	
-10	Normal Voltage	0.0181	0.0000	
-20	Normal Voltage	0.0080	0.0149	
-30	Normal Voltage	0.0085	0.0074	
20	Maximum Voltage	0.0005	0.0032	
20	Normal Voltage	0.0000	0.0000	
20	Battery End Point	0.0016	0.0032	

Note:

1. Normal Voltage = 3.85V. ; Battery End Point (BEP) = 3.65 V. ; Maximum Voltage =4.25V
2. The frequency fundamental emissions stay within the authorized frequency block.

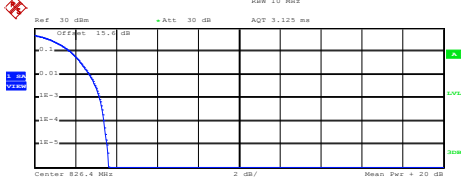
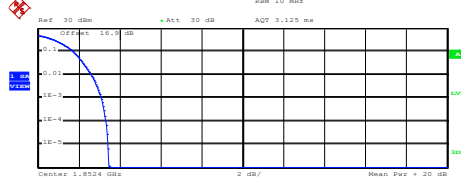
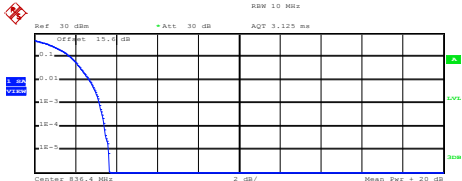
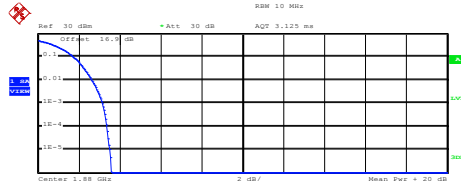




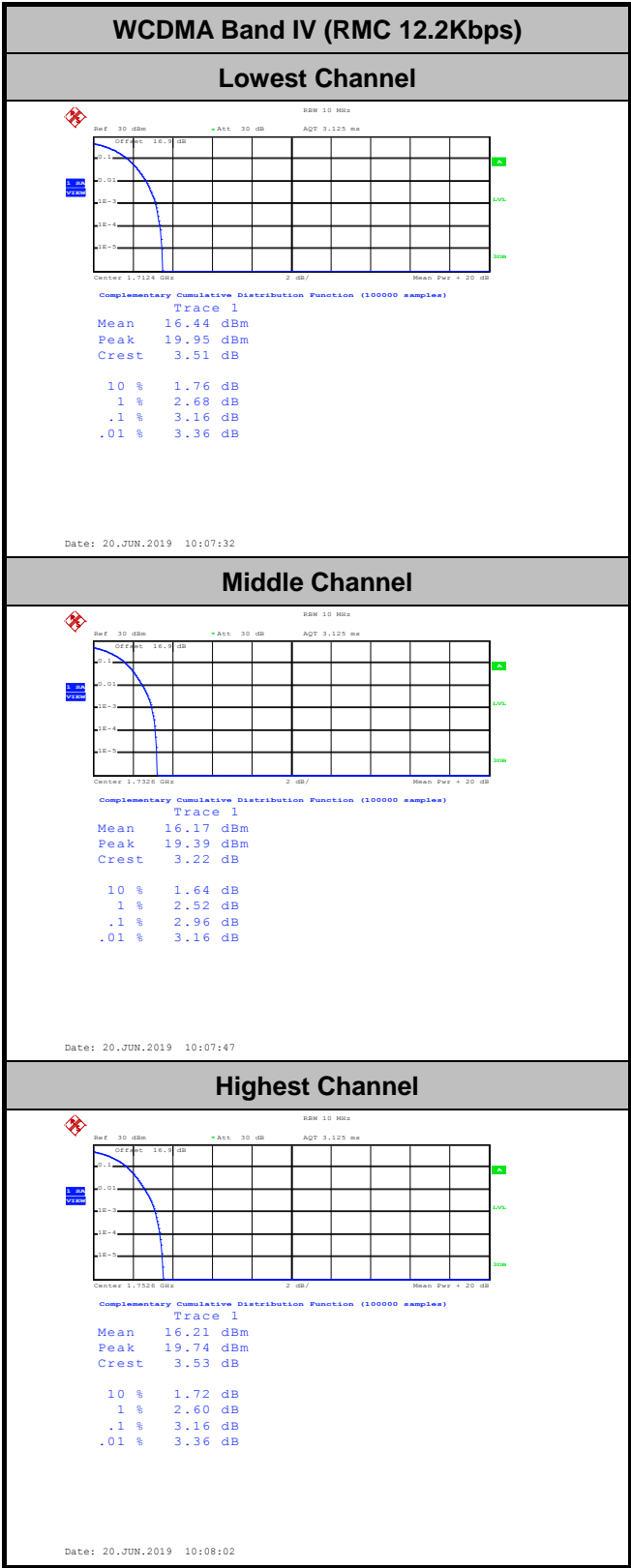
A3. WCDMA

Peak-to-Average Ratio

Mode	WCDMA Band V	WCDMA Band II	WCDMA Band IV	Limit: 13dB
Mod.	RMC 12.2Kbps	RMC 12.2Kbps	RMC 12.2Kbps	Result
Lowest CH	3.20	3.12	3.16	PASS
Middle CH	3.20	3.16	2.96	
Highest CH	3.20	3.16	3.16	



WCDMA Band V (RMC 12.2Kbps)	WCDMA Band II (RMC 12.2Kbps)																
<p style="text-align: center;">Lowest Channel</p>  <p>Center 826.4 MHz 2 dB/ Mean Pwr + 20 dB</p> <p>Complementary Cumulative Distribution Function (100000 samples) Trace 1 Mean 23.03 dBm Peak 26.65 dBm Crest 3.63 dB</p> <table border="0"> <tr><td>10 %</td><td>1.76 dB</td></tr> <tr><td>1 %</td><td>2.72 dB</td></tr> <tr><td>.1 %</td><td>3.20 dB</td></tr> <tr><td>.01 %</td><td>3.40 dB</td></tr> </table> <p>Date: 16.JUN.2019 19:33:49</p>	10 %	1.76 dB	1 %	2.72 dB	.1 %	3.20 dB	.01 %	3.40 dB	<p style="text-align: center;">Lowest Channel</p>  <p>Center 1.8524 GHz 2 dB/ Mean Pwr + 20 dB</p> <p>Complementary Cumulative Distribution Function (100000 samples) Trace 1 Mean 16.26 dBm Peak 19.74 dBm Crest 3.48 dB</p> <table border="0"> <tr><td>10 %</td><td>1.72 dB</td></tr> <tr><td>1 %</td><td>2.60 dB</td></tr> <tr><td>.1 %</td><td>3.12 dB</td></tr> <tr><td>.01 %</td><td>3.32 dB</td></tr> </table> <p>Date: 20.JUN.2019 10:23:27</p>	10 %	1.72 dB	1 %	2.60 dB	.1 %	3.12 dB	.01 %	3.32 dB
10 %	1.76 dB																
1 %	2.72 dB																
.1 %	3.20 dB																
.01 %	3.40 dB																
10 %	1.72 dB																
1 %	2.60 dB																
.1 %	3.12 dB																
.01 %	3.32 dB																
<p style="text-align: center;">Middle Channel</p>  <p>Center 836.4 MHz 2 dB/ Mean Pwr + 20 dB</p> <p>Complementary Cumulative Distribution Function (100000 samples) Trace 1 Mean 22.99 dBm Peak 26.65 dBm Crest 3.66 dB</p> <table border="0"> <tr><td>10 %</td><td>1.76 dB</td></tr> <tr><td>1 %</td><td>2.68 dB</td></tr> <tr><td>.1 %</td><td>3.20 dB</td></tr> <tr><td>.01 %</td><td>3.44 dB</td></tr> </table> <p>Date: 16.JUN.2019 19:34:01</p>	10 %	1.76 dB	1 %	2.68 dB	.1 %	3.20 dB	.01 %	3.44 dB	<p style="text-align: center;">Middle Channel</p>  <p>Center 1.85 GHz 2 dB/ Mean Pwr + 20 dB</p> <p>Complementary Cumulative Distribution Function (100000 samples) Trace 1 Mean 16.22 dBm Peak 19.81 dBm Crest 3.59 dB</p> <table border="0"> <tr><td>10 %</td><td>1.72 dB</td></tr> <tr><td>1 %</td><td>2.64 dB</td></tr> <tr><td>.1 %</td><td>3.16 dB</td></tr> <tr><td>.01 %</td><td>3.36 dB</td></tr> </table> <p>Date: 20.JUN.2019 10:23:40</p>	10 %	1.72 dB	1 %	2.64 dB	.1 %	3.16 dB	.01 %	3.36 dB
10 %	1.76 dB																
1 %	2.68 dB																
.1 %	3.20 dB																
.01 %	3.44 dB																
10 %	1.72 dB																
1 %	2.64 dB																
.1 %	3.16 dB																
.01 %	3.36 dB																
<p style="text-align: center;">Highest Channel</p>  <p>Center 846.6 MHz 2 dB/ Mean Pwr + 20 dB</p> <p>Complementary Cumulative Distribution Function (100000 samples) Trace 1 Mean 22.82 dBm Peak 26.37 dBm Crest 3.55 dB</p> <table border="0"> <tr><td>10 %</td><td>1.80 dB</td></tr> <tr><td>1 %</td><td>2.72 dB</td></tr> <tr><td>.1 %</td><td>3.20 dB</td></tr> <tr><td>.01 %</td><td>3.40 dB</td></tr> </table> <p>Date: 16.JUN.2019 19:34:13</p>	10 %	1.80 dB	1 %	2.72 dB	.1 %	3.20 dB	.01 %	3.40 dB	<p style="text-align: center;">Highest Channel</p>  <p>Center 1.9076 GHz 2 dB/ Mean Pwr + 20 dB</p> <p>Complementary Cumulative Distribution Function (100000 samples) Trace 1 Mean 16.19 dBm Peak 19.74 dBm Crest 3.55 dB</p> <table border="0"> <tr><td>10 %</td><td>1.76 dB</td></tr> <tr><td>1 %</td><td>2.68 dB</td></tr> <tr><td>.1 %</td><td>3.16 dB</td></tr> <tr><td>.01 %</td><td>3.36 dB</td></tr> </table> <p>Date: 20.JUN.2019 10:23:52</p>	10 %	1.76 dB	1 %	2.68 dB	.1 %	3.16 dB	.01 %	3.36 dB
10 %	1.80 dB																
1 %	2.72 dB																
.1 %	3.20 dB																
.01 %	3.40 dB																
10 %	1.76 dB																
1 %	2.68 dB																
.1 %	3.16 dB																
.01 %	3.36 dB																





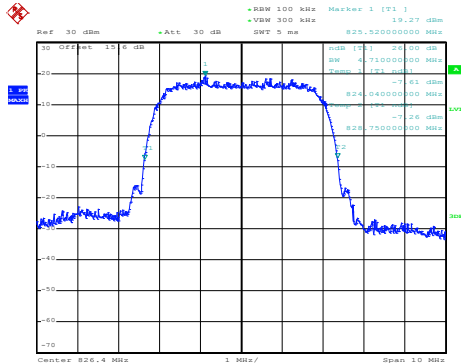
26dB Bandwidth

Mode	WCDMA Band V 26dB BW(MHz)	WCDMA Band II 26dB BW(MHz)	WCDMA Band IV 26dB BW(MHz)
Mod.	RMC 12.2Kbps	RMC 12.2Kbps	RMC 12.2Kbps
Lowest CH	4.71	4.72	4.72
Middle CH	4.70	4.72	4.72
Highest CH	4.69	4.72	4.71



WCDMA Band V (RMC 12.2Kbps)

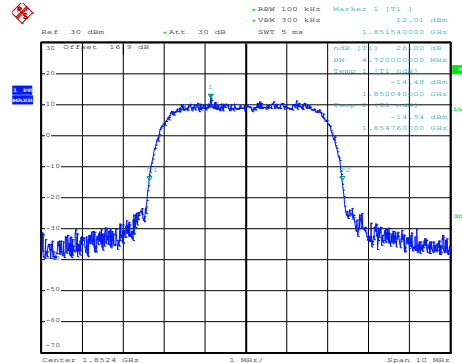
Lowest Channel



Date: 16 JUN 2019 19:21:57

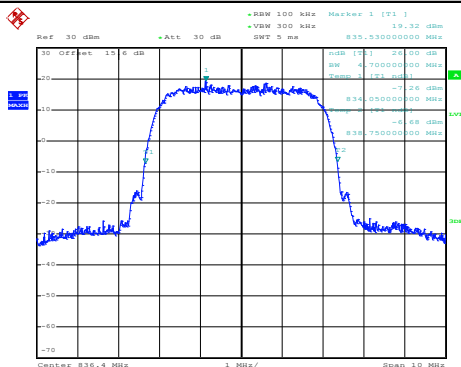
WCDMA Band II (RMC 12.2Kbps)

Lowest Channel



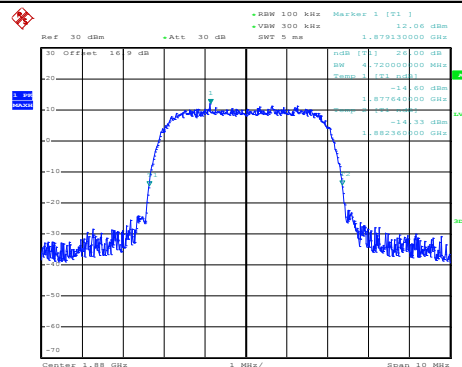
Date: 20 JUN 2019 10:09:15

Middle Channel



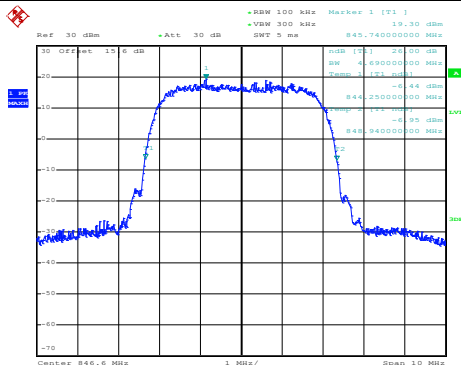
Date: 16 JUN 2019 19:22:34

Middle Channel



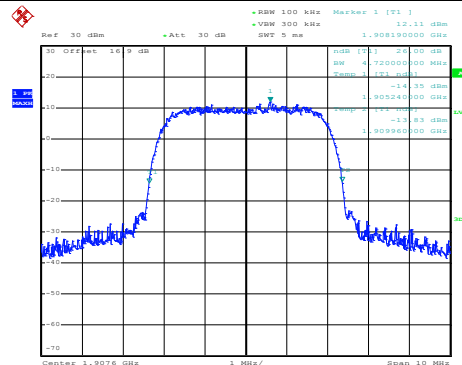
Date: 20 JUN 2019 10:09:49

Highest Channel



Date: 16 JUN 2019 19:23:08

Highest Channel

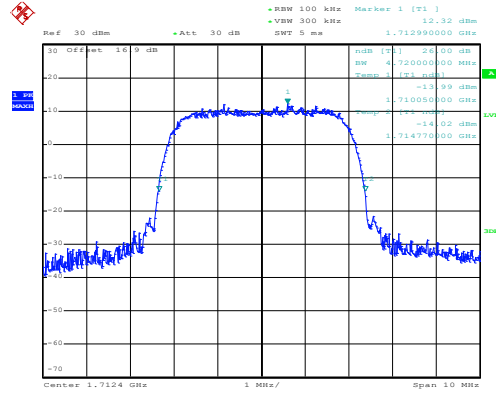


Date: 20 JUN 2019 10:10:28



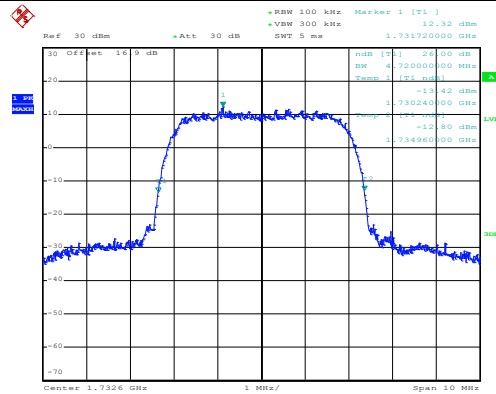
WCDMA Band IV (RMC 12.2Kbps)

Lowest Channel



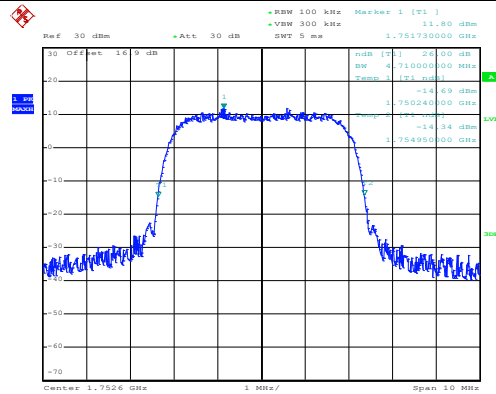
Date: 20.JUN.2019 09:55:19

Middle Channel



Date: 20.JUN.2019 09:55:55

Highest Channel



Date: 20.JUN.2019 09:56:29



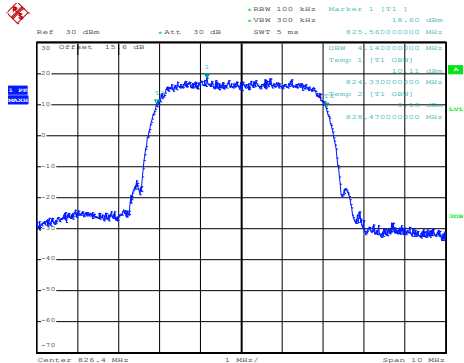
Occupied Bandwidth

Mode	WCDMA Band V 99% OBW(MHz)	WCDMA Band II 99% OBW(MHz)	WCDMA Band IV 99% OBW(MHz)
Mod.	RMC 12.2Kbps	RMC 12.2Kbps	RMC 12.2Kbps
Lowest CH	4.14	4.15	4.15
Middle CH	4.14	4.15	4.16
Highest CH	4.13	4.16	4.15



WCDMA Band V (RMC 12.2Kbps)

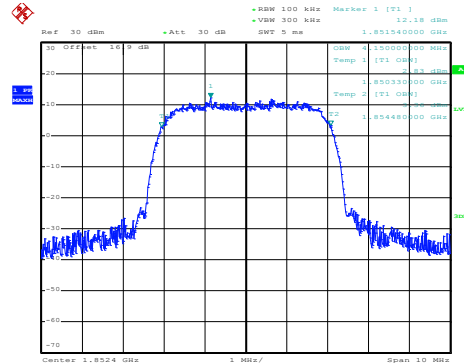
Lowest Channel



Date: 16 JUN 2019 19:23:44

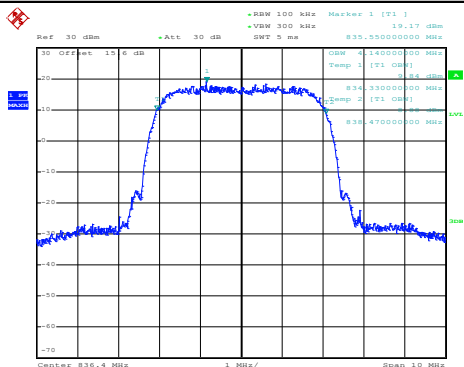
WCDMA Band II (RMC 12.2Kbps)

Lowest Channel



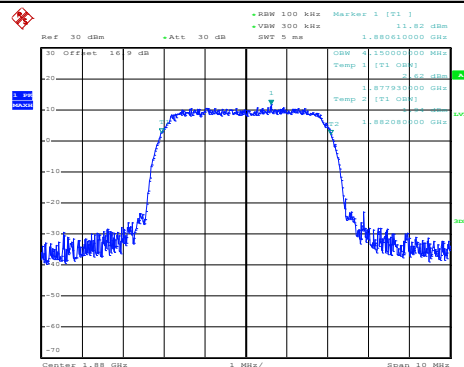
Date: 20 JUN 2019 10:12:18

Middle Channel



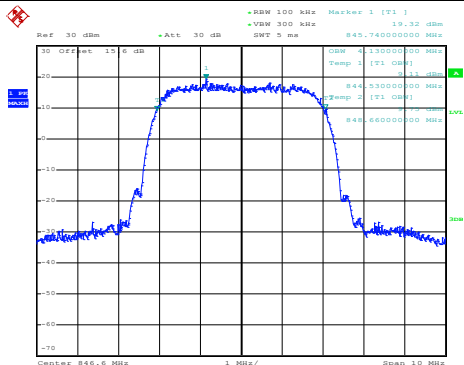
Date: 16 JUN 2019 19:24:18

Middle Channel



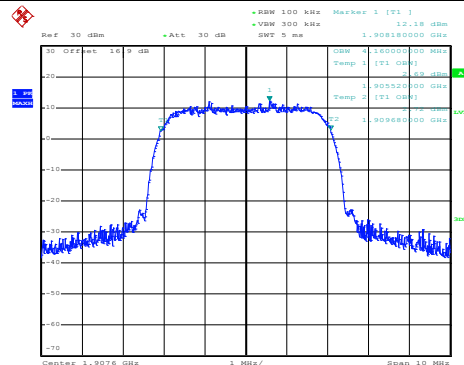
Date: 20 JUN 2019 10:12:55

Highest Channel



Date: 16 JUN 2019 19:24:53

Highest Channel

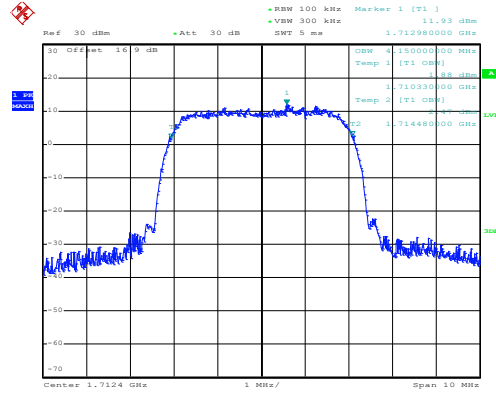


Date: 20 JUN 2019 10:13:54



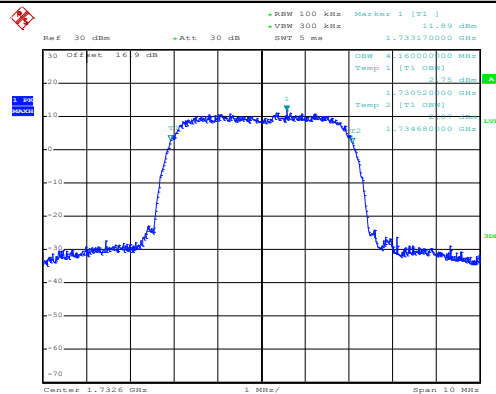
WCDMA Band IV (RMC 12.2Kbps)

Lowest Channel



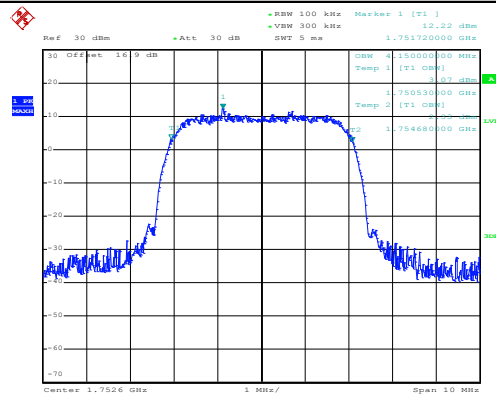
Date: 20.JUN.2019 09:57:05

Middle Channel



Date: 20.JUN.2019 09:57:48

Highest Channel



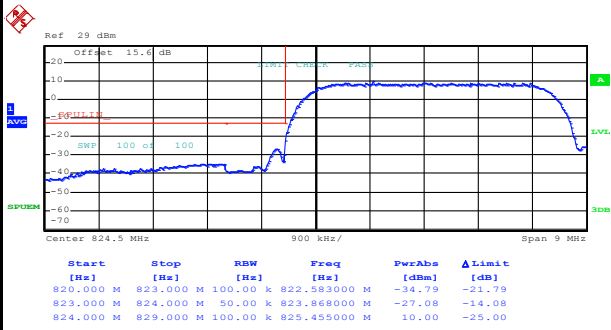
Date: 20.JUN.2019 09:58:23



Conducted Band Edge

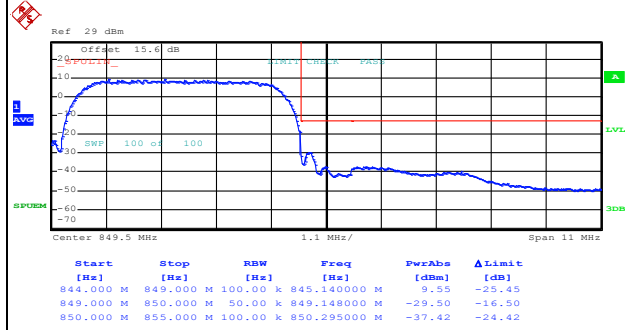
WCDMA Band V (RMC 12.2Kbps)

Lowest Band Edge



Date: 16.JUN.2019 19:27:46

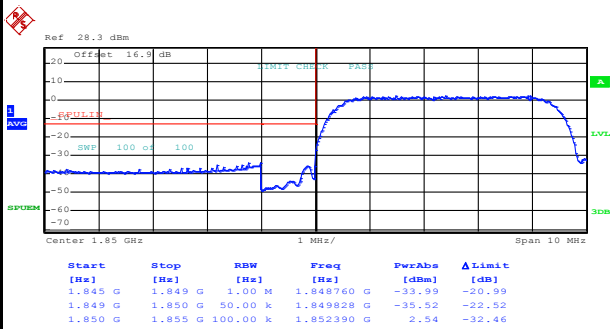
Highest Band Edge



Date: 16.JUN.2019 19:30:35

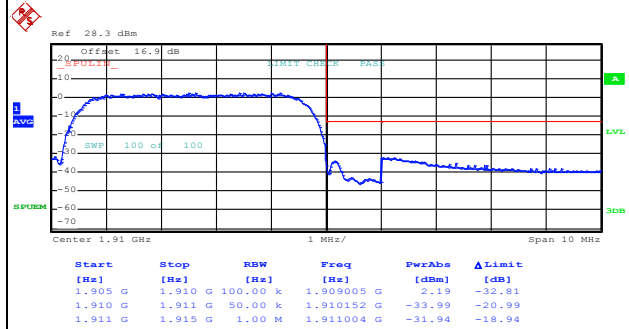
WCDMA Band II (RMC 12.2Kbps)

Lowest Band Edge



Date: 20.JUN.2019 10:16:49

Highest Band Edge



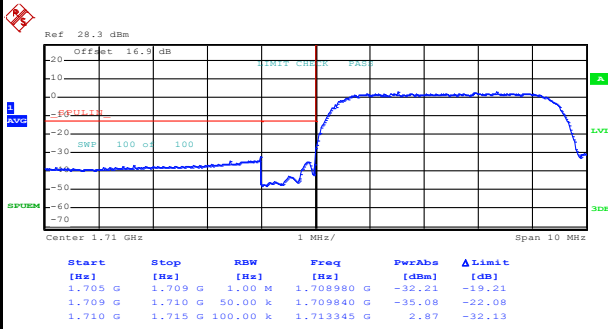
Date: 20.JUN.2019 10:19:37



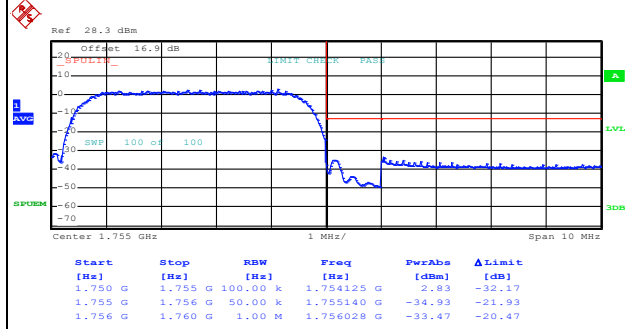
WCDMA Band IV (RMC 12.2Kbps)

Lowest Band Edge

Highest Band Edge



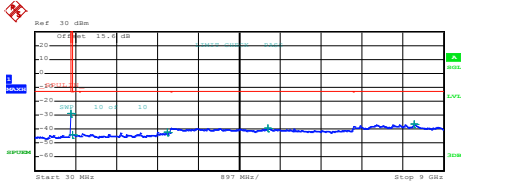
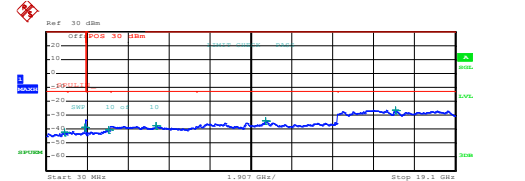
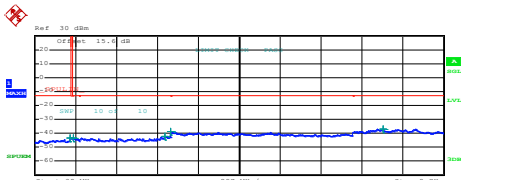
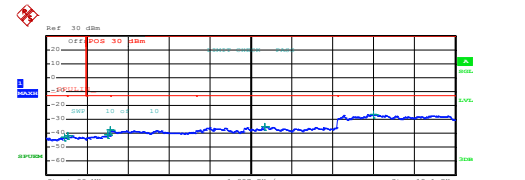
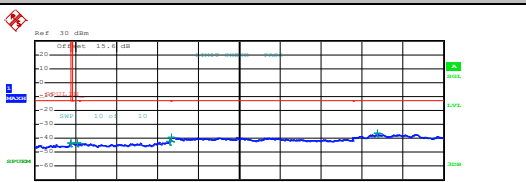
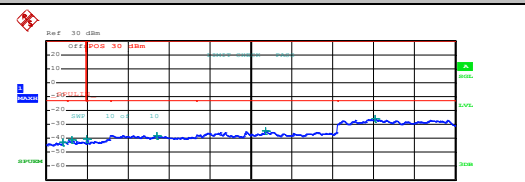
Date: 20.JUN.2019 10:01:17



Date: 20.JUN.2019 10:04:12



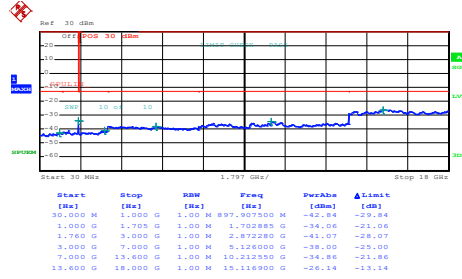
Conducted Spurious Emission

WCDMA Band V (RMC 12.2Kbps)	WCDMA Band II (RMC 12.2Kbps)																																																																														
Lowest Channel	Lowest Channel																																																																														
 <table border="1" data-bbox="239 660 766 739"> <thead> <tr> <th>Start [Hz]</th> <th>Stop [Hz]</th> <th>RBW [Hz]</th> <th>Freq [Hz]</th> <th>Power [dBm]</th> <th>ΔLimit [dB]</th> </tr> </thead> <tbody> <tr> <td>30.000 M</td> <td>820.000 M</td> <td>1.00 M</td> <td>819.210000 M</td> <td>-28.69</td> <td>-25.69</td> </tr> <tr> <td>835.000 M</td> <td>1.000 G</td> <td>1.00 M</td> <td>855.290000 M</td> <td>-43.74</td> <td>-30.74</td> </tr> <tr> <td>1.000 G</td> <td>3.000 G</td> <td>1.00 M</td> <td>2.934000 G</td> <td>-42.04</td> <td>-29.04</td> </tr> <tr> <td>3.000 G</td> <td>7.000 G</td> <td>1.00 M</td> <td>5.140000 G</td> <td>-39.13</td> <td>-26.13</td> </tr> <tr> <td>7.000 G</td> <td>9.000 G</td> <td>1.00 M</td> <td>8.356000 G</td> <td>-36.37</td> <td>-23.37</td> </tr> </tbody> </table> <p>Date: 16.JUN.2019 19:31:27</p>	Start [Hz]	Stop [Hz]	RBW [Hz]	Freq [Hz]	Power [dBm]	ΔLimit [dB]	30.000 M	820.000 M	1.00 M	819.210000 M	-28.69	-25.69	835.000 M	1.000 G	1.00 M	855.290000 M	-43.74	-30.74	1.000 G	3.000 G	1.00 M	2.934000 G	-42.04	-29.04	3.000 G	7.000 G	1.00 M	5.140000 G	-39.13	-26.13	7.000 G	9.000 G	1.00 M	8.356000 G	-36.37	-23.37	 <table border="1" data-bbox="877 660 1404 739"> <thead> <tr> <th>Start [Hz]</th> <th>Stop [Hz]</th> <th>RBW [Hz]</th> <th>Freq [Hz]</th> <th>Power [dBm]</th> <th>ΔLimit [dB]</th> </tr> </thead> <tbody> <tr> <td>30.000 M</td> <td>3.000 G</td> <td>1.00 M</td> <td>856.137500 M</td> <td>-42.27</td> <td>-29.27</td> </tr> <tr> <td>1.000 G</td> <td>1.845 G</td> <td>1.00 M</td> <td>1.836127 G</td> <td>-38.70</td> <td>-25.70</td> </tr> <tr> <td>1.915 G</td> <td>3.000 G</td> <td>1.00 M</td> <td>2.936528 G</td> <td>-40.61</td> <td>-27.61</td> </tr> <tr> <td>3.000 G</td> <td>7.000 G</td> <td>1.00 M</td> <td>5.137000 G</td> <td>-37.83</td> <td>-24.83</td> </tr> <tr> <td>7.000 G</td> <td>13.600 G</td> <td>1.00 M</td> <td>10.240600 G</td> <td>-34.28</td> <td>-21.28</td> </tr> <tr> <td>13.600 G</td> <td>19.100 G</td> <td>1.00 M</td> <td>16.328000 G</td> <td>-26.68</td> <td>-13.68</td> </tr> </tbody> </table> <p>Date: 20.JUN.2019 10:21:00</p>	Start [Hz]	Stop [Hz]	RBW [Hz]	Freq [Hz]	Power [dBm]	ΔLimit [dB]	30.000 M	3.000 G	1.00 M	856.137500 M	-42.27	-29.27	1.000 G	1.845 G	1.00 M	1.836127 G	-38.70	-25.70	1.915 G	3.000 G	1.00 M	2.936528 G	-40.61	-27.61	3.000 G	7.000 G	1.00 M	5.137000 G	-37.83	-24.83	7.000 G	13.600 G	1.00 M	10.240600 G	-34.28	-21.28	13.600 G	19.100 G	1.00 M	16.328000 G	-26.68	-13.68
Start [Hz]	Stop [Hz]	RBW [Hz]	Freq [Hz]	Power [dBm]	ΔLimit [dB]																																																																										
30.000 M	820.000 M	1.00 M	819.210000 M	-28.69	-25.69																																																																										
835.000 M	1.000 G	1.00 M	855.290000 M	-43.74	-30.74																																																																										
1.000 G	3.000 G	1.00 M	2.934000 G	-42.04	-29.04																																																																										
3.000 G	7.000 G	1.00 M	5.140000 G	-39.13	-26.13																																																																										
7.000 G	9.000 G	1.00 M	8.356000 G	-36.37	-23.37																																																																										
Start [Hz]	Stop [Hz]	RBW [Hz]	Freq [Hz]	Power [dBm]	ΔLimit [dB]																																																																										
30.000 M	3.000 G	1.00 M	856.137500 M	-42.27	-29.27																																																																										
1.000 G	1.845 G	1.00 M	1.836127 G	-38.70	-25.70																																																																										
1.915 G	3.000 G	1.00 M	2.936528 G	-40.61	-27.61																																																																										
3.000 G	7.000 G	1.00 M	5.137000 G	-37.83	-24.83																																																																										
7.000 G	13.600 G	1.00 M	10.240600 G	-34.28	-21.28																																																																										
13.600 G	19.100 G	1.00 M	16.328000 G	-26.68	-13.68																																																																										
Middle Channel	Middle Channel																																																																														
 <table border="1" data-bbox="239 1176 766 1254"> <thead> <tr> <th>Start [Hz]</th> <th>Stop [Hz]</th> <th>RBW [Hz]</th> <th>Freq [Hz]</th> <th>Power [dBm]</th> <th>ΔLimit [dB]</th> </tr> </thead> <tbody> <tr> <td>30.000 M</td> <td>820.000 M</td> <td>1.00 M</td> <td>809.137500 M</td> <td>-43.59</td> <td>-30.59</td> </tr> <tr> <td>835.000 M</td> <td>1.000 G</td> <td>1.00 M</td> <td>864.283750 M</td> <td>-43.11</td> <td>-30.11</td> </tr> <tr> <td>1.000 G</td> <td>3.000 G</td> <td>1.00 M</td> <td>2.879000 G</td> <td>-42.50</td> <td>-29.50</td> </tr> <tr> <td>3.000 G</td> <td>7.000 G</td> <td>1.00 M</td> <td>5.015000 G</td> <td>-39.85</td> <td>-26.85</td> </tr> <tr> <td>7.000 G</td> <td>9.000 G</td> <td>1.00 M</td> <td>7.663000 G</td> <td>-37.11</td> <td>-24.11</td> </tr> </tbody> </table> <p>Date: 16.JUN.2019 19:32:21</p>	Start [Hz]	Stop [Hz]	RBW [Hz]	Freq [Hz]	Power [dBm]	ΔLimit [dB]	30.000 M	820.000 M	1.00 M	809.137500 M	-43.59	-30.59	835.000 M	1.000 G	1.00 M	864.283750 M	-43.11	-30.11	1.000 G	3.000 G	1.00 M	2.879000 G	-42.50	-29.50	3.000 G	7.000 G	1.00 M	5.015000 G	-39.85	-26.85	7.000 G	9.000 G	1.00 M	7.663000 G	-37.11	-24.11	 <table border="1" data-bbox="877 1176 1404 1254"> <thead> <tr> <th>Start [Hz]</th> <th>Stop [Hz]</th> <th>RBW [Hz]</th> <th>Freq [Hz]</th> <th>Power [dBm]</th> <th>ΔLimit [dB]</th> </tr> </thead> <tbody> <tr> <td>30.000 M</td> <td>1.000 G</td> <td>1.00 M</td> <td>876.587500 M</td> <td>-42.75</td> <td>-29.75</td> </tr> <tr> <td>1.000 G</td> <td>3.845 G</td> <td>1.00 M</td> <td>3.023238 G</td> <td>-41.73</td> <td>-28.73</td> </tr> <tr> <td>1.915 G</td> <td>3.000 G</td> <td>1.00 M</td> <td>2.875767 G</td> <td>-41.17</td> <td>-28.17</td> </tr> <tr> <td>3.000 G</td> <td>7.000 G</td> <td>1.00 M</td> <td>5.003000 G</td> <td>-37.72</td> <td>-24.72</td> </tr> <tr> <td>7.000 G</td> <td>13.600 G</td> <td>1.00 M</td> <td>10.239700 G</td> <td>-35.13</td> <td>-22.13</td> </tr> <tr> <td>13.600 G</td> <td>19.100 G</td> <td>1.00 M</td> <td>15.280250 G</td> <td>-26.23</td> <td>-13.23</td> </tr> </tbody> </table> <p>Date: 20.JUN.2019 10:21:55</p>	Start [Hz]	Stop [Hz]	RBW [Hz]	Freq [Hz]	Power [dBm]	ΔLimit [dB]	30.000 M	1.000 G	1.00 M	876.587500 M	-42.75	-29.75	1.000 G	3.845 G	1.00 M	3.023238 G	-41.73	-28.73	1.915 G	3.000 G	1.00 M	2.875767 G	-41.17	-28.17	3.000 G	7.000 G	1.00 M	5.003000 G	-37.72	-24.72	7.000 G	13.600 G	1.00 M	10.239700 G	-35.13	-22.13	13.600 G	19.100 G	1.00 M	15.280250 G	-26.23	-13.23
Start [Hz]	Stop [Hz]	RBW [Hz]	Freq [Hz]	Power [dBm]	ΔLimit [dB]																																																																										
30.000 M	820.000 M	1.00 M	809.137500 M	-43.59	-30.59																																																																										
835.000 M	1.000 G	1.00 M	864.283750 M	-43.11	-30.11																																																																										
1.000 G	3.000 G	1.00 M	2.879000 G	-42.50	-29.50																																																																										
3.000 G	7.000 G	1.00 M	5.015000 G	-39.85	-26.85																																																																										
7.000 G	9.000 G	1.00 M	7.663000 G	-37.11	-24.11																																																																										
Start [Hz]	Stop [Hz]	RBW [Hz]	Freq [Hz]	Power [dBm]	ΔLimit [dB]																																																																										
30.000 M	1.000 G	1.00 M	876.587500 M	-42.75	-29.75																																																																										
1.000 G	3.845 G	1.00 M	3.023238 G	-41.73	-28.73																																																																										
1.915 G	3.000 G	1.00 M	2.875767 G	-41.17	-28.17																																																																										
3.000 G	7.000 G	1.00 M	5.003000 G	-37.72	-24.72																																																																										
7.000 G	13.600 G	1.00 M	10.239700 G	-35.13	-22.13																																																																										
13.600 G	19.100 G	1.00 M	15.280250 G	-26.23	-13.23																																																																										
Highest Channel	Highest Channel																																																																														
 <table border="1" data-bbox="239 1691 766 1769"> <thead> <tr> <th>Start [Hz]</th> <th>Stop [Hz]</th> <th>RBW [Hz]</th> <th>Freq [Hz]</th> <th>Power [dBm]</th> <th>ΔLimit [dB]</th> </tr> </thead> <tbody> <tr> <td>30.000 M</td> <td>820.000 M</td> <td>1.00 M</td> <td>819.437500 M</td> <td>-43.41</td> <td>-30.41</td> </tr> <tr> <td>835.000 M</td> <td>1.000 G</td> <td>1.00 M</td> <td>855.521257 M</td> <td>-43.40</td> <td>-30.40</td> </tr> <tr> <td>1.000 G</td> <td>3.000 G</td> <td>1.00 M</td> <td>2.936000 G</td> <td>-42.35</td> <td>-29.35</td> </tr> <tr> <td>3.000 G</td> <td>7.000 G</td> <td>1.00 M</td> <td>5.030000 G</td> <td>-39.48</td> <td>-26.48</td> </tr> <tr> <td>7.000 G</td> <td>9.000 G</td> <td>1.00 M</td> <td>7.554000 G</td> <td>-36.26</td> <td>-23.26</td> </tr> </tbody> </table> <p>Date: 16.JUN.2019 19:33:31</p>	Start [Hz]	Stop [Hz]	RBW [Hz]	Freq [Hz]	Power [dBm]	ΔLimit [dB]	30.000 M	820.000 M	1.00 M	819.437500 M	-43.41	-30.41	835.000 M	1.000 G	1.00 M	855.521257 M	-43.40	-30.40	1.000 G	3.000 G	1.00 M	2.936000 G	-42.35	-29.35	3.000 G	7.000 G	1.00 M	5.030000 G	-39.48	-26.48	7.000 G	9.000 G	1.00 M	7.554000 G	-36.26	-23.26	 <table border="1" data-bbox="877 1691 1404 1769"> <thead> <tr> <th>Start [Hz]</th> <th>Stop [Hz]</th> <th>RBW [Hz]</th> <th>Freq [Hz]</th> <th>Power [dBm]</th> <th>ΔLimit [dB]</th> </tr> </thead> <tbody> <tr> <td>30.000 M</td> <td>3.000 G</td> <td>1.00 M</td> <td>800.007500 M</td> <td>-41.59</td> <td>-28.59</td> </tr> <tr> <td>1.000 G</td> <td>1.845 G</td> <td>1.00 M</td> <td>1.204279 G</td> <td>-41.01</td> <td>-28.01</td> </tr> <tr> <td>1.915 G</td> <td>3.000 G</td> <td>1.00 M</td> <td>2.933834 G</td> <td>-40.82</td> <td>-27.82</td> </tr> <tr> <td>3.000 G</td> <td>7.000 G</td> <td>1.00 M</td> <td>5.195000 G</td> <td>-38.09</td> <td>-25.09</td> </tr> <tr> <td>7.000 G</td> <td>13.600 G</td> <td>1.00 M</td> <td>10.239775 G</td> <td>-34.80</td> <td>-21.80</td> </tr> <tr> <td>13.600 G</td> <td>19.100 G</td> <td>1.00 M</td> <td>15.368937 G</td> <td>-25.77</td> <td>-12.77</td> </tr> </tbody> </table> <p>Date: 20.JUN.2019 10:23:08</p>	Start [Hz]	Stop [Hz]	RBW [Hz]	Freq [Hz]	Power [dBm]	ΔLimit [dB]	30.000 M	3.000 G	1.00 M	800.007500 M	-41.59	-28.59	1.000 G	1.845 G	1.00 M	1.204279 G	-41.01	-28.01	1.915 G	3.000 G	1.00 M	2.933834 G	-40.82	-27.82	3.000 G	7.000 G	1.00 M	5.195000 G	-38.09	-25.09	7.000 G	13.600 G	1.00 M	10.239775 G	-34.80	-21.80	13.600 G	19.100 G	1.00 M	15.368937 G	-25.77	-12.77
Start [Hz]	Stop [Hz]	RBW [Hz]	Freq [Hz]	Power [dBm]	ΔLimit [dB]																																																																										
30.000 M	820.000 M	1.00 M	819.437500 M	-43.41	-30.41																																																																										
835.000 M	1.000 G	1.00 M	855.521257 M	-43.40	-30.40																																																																										
1.000 G	3.000 G	1.00 M	2.936000 G	-42.35	-29.35																																																																										
3.000 G	7.000 G	1.00 M	5.030000 G	-39.48	-26.48																																																																										
7.000 G	9.000 G	1.00 M	7.554000 G	-36.26	-23.26																																																																										
Start [Hz]	Stop [Hz]	RBW [Hz]	Freq [Hz]	Power [dBm]	ΔLimit [dB]																																																																										
30.000 M	3.000 G	1.00 M	800.007500 M	-41.59	-28.59																																																																										
1.000 G	1.845 G	1.00 M	1.204279 G	-41.01	-28.01																																																																										
1.915 G	3.000 G	1.00 M	2.933834 G	-40.82	-27.82																																																																										
3.000 G	7.000 G	1.00 M	5.195000 G	-38.09	-25.09																																																																										
7.000 G	13.600 G	1.00 M	10.239775 G	-34.80	-21.80																																																																										
13.600 G	19.100 G	1.00 M	15.368937 G	-25.77	-12.77																																																																										



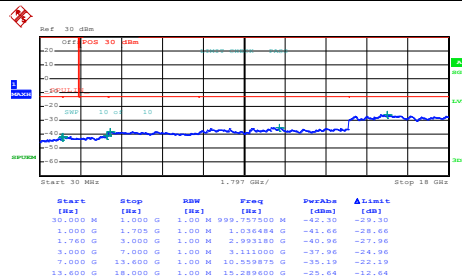
WCDMA Band IV (RMC 12.2Kbps)

Lowest Channel



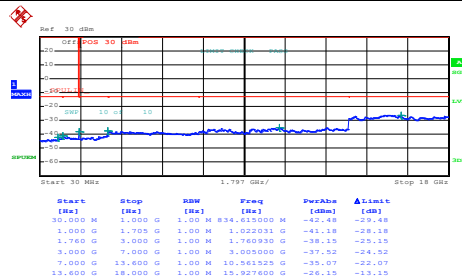
Date: 20.JUN.2019 10:05:11

Middle Channel



Date: 20.JUN.2019 10:06:08

Highest Channel



Date: 20.JUN.2019 10:07:00



Frequency Stability

Test Conditions	Middle Channel	WCDMA Band V (RMC 12.2Kbps)	Limit 2.5ppm
Temperature (°C)	Voltage (Volt)	Deviation (ppm)	Result
50	Normal Voltage	0.0024	PASS
40	Normal Voltage	0.0012	
30	Normal Voltage	0.0024	
20(Ref.)	Normal Voltage	0.0000	
10	Normal Voltage	0.0036	
0	Normal Voltage	0.0024	
-10	Normal Voltage	0.0036	
-20	Normal Voltage	0.0048	
-30	Normal Voltage	0.0024	
20	Maximum Voltage	0.0024	
20	Normal Voltage	0.0000	
20	Battery End Point	0.0000	

Test Conditions	Middle Channel	WCDMA Band II (RMC 12.2Kbps)	Limit Note 2.
Temperature (°C)	Voltage (Volt)	Deviation (ppm)	Result
50	Normal Voltage	0.0011	PASS
40	Normal Voltage	0.0005	
30	Normal Voltage	0.0005	
20(Ref.)	Normal Voltage	0.0000	
10	Normal Voltage	0.0005	
0	Normal Voltage	0.0005	
-10	Normal Voltage	0.0021	
-20	Normal Voltage	0.0005	
-30	Normal Voltage	0.0011	
20	Maximum Voltage	0.0011	
20	Normal Voltage	0.0000	
20	Battery End Point	0.0011	



Test Conditions	Middle Channel	WCDMA Band IV (RMC 12.2Kbps)	Limit Note 2.
Temperature (°C)	Voltage (Volt)	Deviation (ppm)	Result
50	Normal Voltage	0.0017	PASS
40	Normal Voltage	0.0006	
30	Normal Voltage	0.0012	
20(Ref.)	Normal Voltage	0.0000	
10	Normal Voltage	0.0000	
0	Normal Voltage	0.0000	
-10	Normal Voltage	0.0029	
-20	Normal Voltage	0.0040	
-30	Normal Voltage	0.0006	
20	Maximum Voltage	0.0017	
20	Normal Voltage	0.0000	
20	Battery End Point	0.0006	

Note:

1. Normal Voltage = 3.85V. ; Battery End Point (BEP) = 3.65 V. ; Maximum Voltage =4.25 V
2. The frequency fundamental emissions stay within the authorized frequency block.



Appendix B. Test Results of ERP/EIRP and Radiated Test

ERP/EIRP

Channel	Mode	Conducted		ERP	
		Power (dBm)	Power (Watts)	ERP(dBm)	ERP(W)
Lowest	GSM850 GPRS class 8 (GT - LC = -3.5 dB)	32.66	1.8450	27.01	0.5023
Middle		32.50	1.7783	26.85	0.4842
Highest		32.52	1.7865	26.87	0.4864
Lowest	GSM850 EDGE class 8 (GT - LC = -3.5 dB)	27.29	0.5358	21.64	0.1459
Middle		27.10	0.5129	21.45	0.1396
Highest		27.04	0.5058	21.39	0.1377
Lowest	WCDMA Band V RMC 12.2Kbps (GT - LC = -3.5 dB)	23.78	0.2388	18.13	0.0650
Middle		23.85	0.2427	18.20	0.0661
Highest		23.81	0.2404	18.16	0.0655
Limit	ERP < 7W	Result		PASS	

Channel	Mode	Conducted		EIRP	
		Power (dBm)	Power (Watts)	EIRP(dBm)	EIRP(W)
Lowest	GSM1900 GPRS class 8 (GT - LC = -2.3 dB)	25.58	0.3614	23.28	0.2128
Middle		26.09	0.4064	23.79	0.2393
Highest		26.27	0.4236	23.97	0.2495
Lowest	GSM1900 EDGE class 8 (GT - LC = -2.3 dB)	25.46	0.3516	23.16	0.2070
Middle		25.84	0.3837	23.54	0.2259
Highest		25.94	0.3926	23.64	0.2312
Lowest	WCDMA Band II RMC 12.2Kbps (GT - LC = -2.3 dB)	18.09	0.0644	15.79	0.0379
Middle		18.16	0.0655	15.86	0.0385
Highest		18.17	0.0656	15.87	0.0386
Limit	EIRP < 2W	Result		PASS	

Channel	Mode	Conducted		EIRP	
		Power (dBm)	Power (Watts)	EIRP(dBm)	EIRP(W)
Lowest	WCDMA Band IV RMC 12.2Kbps (GT - LC = -1.5 dB)	17.92	0.0619	16.42	0.0439
Middle		18.23	0.0665	16.73	0.0471
Highest		17.94	0.0622	16.44	0.0441
Limit	EIRP < 1W	Result		PASS	



Radiated Spurious Emission

GPRS 850

GPRS 850									
Channel	Frequency (MHz)	ERP (dBm)	Limit (dBm)	Over Limit (dB)	SPA Reading (dBm)	S.G. Power (dBm)	TX Cable loss (dB)	TX Antenna Gain (dBi)	Polarization (H/V)
Lowest	1648	-63.23	-13	-50.23	-73.95	-68.62	1.23	8.76	H
	2472	-61.90	-13	-48.90	-76.43	-68.79	1.44	10.48	H
	3296	-60.54	-13	-47.54	-76.59	-68.48	1.70	11.79	H
									H
									H
									H
	1648	-60.79	-13	-47.79	-71.39	-66.18	1.23	8.76	V
	2472	-61.32	-13	-48.32	-76.14	-68.21	1.44	10.48	V
	3296	-60.33	-13	-47.33	-76.78	-68.27	1.70	11.79	V
									V
									V
									V
Middle	1672	-62.13	-13	-49.13	-72.89	-67.60	1.24	8.85	H
	2512	-61.57	-13	-48.57	-76.04	-68.49	1.44	10.51	H
	3344	-60.55	-13	-47.55	-76.3	-68.59	1.74	11.93	H
									H
									H
									H
	1672	-61.51	-13	-48.51	-72.16	-66.98	1.24	8.85	V
	2512	-61.34	-13	-48.34	-76	-68.26	1.44	10.51	V
	3344	-60.21	-13	-47.21	-76.49	-68.25	1.74	11.93	V
									V
									V
									V



Highest	1696	-56.70	-13	-43.70	-67.5	-62.25	1.24	8.94	H
	2544	-61.61	-13	-48.61	-76.12	-68.55	1.44	10.54	H
	3392	-61.15	-13	-48.15	-76.57	-69.29	1.78	12.08	H
									H
									H
									H
									H
	1696	-56.14	-13	-43.14	-66.85	-61.69	1.24	8.94	V
	2544	-61.46	-13	-48.46	-76.19	-68.40	1.44	10.54	V
	3392	-60.47	-13	-47.47	-76.56	-68.61	1.78	12.08	V
									V
									V
									V
									V

Remark: Spurious emissions within 30-1000MHz were found more than 20dB below limit line.



EDGE 850

EDGE 850									
Channel	Frequency (MHz)	ERP (dBm)	Limit (dBm)	Over Limit (dB)	SPA Reading (dBm)	S.G. Power (dBm)	TX Cable loss (dB)	TX Antenna Gain (dBi)	Polarization (H/V)
Lowest	1648	-64.29	-13	-51.29	-75.01	-69.68	1.23	8.76	H
	2472	-61.72	-13	-48.72	-76.25	-68.61	1.44	10.48	H
	3296	-60.40	-13	-47.40	-76.45	-68.34	1.70	11.79	H
									H
									H
									H
									H
	1648	-62.56	-13	-49.56	-73.16	-67.95	1.23	8.76	V
	2472	-61.06	-13	-48.06	-75.88	-67.95	1.44	10.48	V
	3296	-60.08	-13	-47.08	-76.53	-68.02	1.70	11.79	V
									V
									V
									V
									V
Middle	1672	-62.50	-13	-49.50	-73.26	-67.97	1.24	8.85	H
	2509	-61.67	-13	-48.67	-76.14	-68.59	1.44	10.51	H
	3345	-60.55	-13	-47.55	-76.29	-68.59	1.74	11.94	H
									H
									H
									H
									H
	1672	-60.80	-13	-47.80	-71.45	-66.27	1.24	8.85	V
	2509	-61.47	-13	-48.47	-76.13	-68.39	1.44	10.51	V
	3345	-60.25	-13	-47.25	-76.52	-68.29	1.74	11.94	V
									V
									V
									V
									V



Highest	1696	-57.32	-13	-44.32	-68.12	-62.87	1.24	8.94	H
	2546	-61.80	-13	-48.80	-76.31	-68.74	1.44	10.54	H
	3392	-61.11	-13	-48.11	-76.56	-69.25	1.78	12.08	H
									H
									H
									H
									H
	1696	-56.42	-13	-43.42	-67.13	-61.97	1.24	8.94	V
	2546	-61.18	-13	-48.18	-75.91	-68.12	1.44	10.54	V
	3392	-60.30	-13	-47.30	-76.4	-68.44	1.78	12.08	V
									V
									V
									V
									V

Remark: Spurious emissions within 30-1000MHz were found more than 20dB below limit line.



WCDMA 850

WCDMA 850									
Channel	Frequency (MHz)	ERP (dBm)	Limit (dBm)	Over Limit (dB)	SPA Reading (dBm)	S.G. Power (dBm)	TX Cable loss (dB)	TX Antenna Gain (dBi)	Polarization (H/V)
Lowest	1656	-64.56	-13	-51.56	-75.29	-69.97	1.23	8.79	H
	2479	-61.60	-13	-48.60	-76.11	-68.50	1.44	10.48	H
	3305	-60.08	-13	-47.08	-76.07	-68.03	1.71	11.82	H
									H
									H
									H
									H
	1656	-64.73	-13	-51.73	-75.33	-70.14	1.23	8.79	V
	2479	-61.06	-13	-48.06	-75.84	-67.96	1.44	10.48	V
	3305	-60.13	-13	-47.13	-76.54	-68.08	1.71	11.82	V
									V
									V
									V
									V
Middle	1672	-64.59	-13	-51.59	-75.35	-70.06	1.24	8.85	H
	2509	-61.51	-13	-48.51	-75.98	-68.43	1.44	10.51	H
	3345	-60.68	-13	-47.68	-76.42	-68.72	1.74	11.94	H
									H
									H
									H
									H
	1672	-64.64	-13	-51.64	-75.29	-70.11	1.24	8.85	V
	2509	-61.32	-13	-48.32	-75.98	-68.24	1.44	10.51	V
	3345	-60.12	-13	-47.12	-76.39	-68.16	1.74	11.94	V
									V
									V
									V
									V



Highest	1696	-64.67	-13	-51.67	-75.47	-70.22	1.24	8.94	H
	2539	-60.94	-13	-47.94	-75.44	-67.88	1.44	10.53	H
	3386	-61.39	-13	-48.39	-76.87	-69.52	1.78	12.06	H
									H
									H
									H
									H
	1696	-64.40	-13	-51.40	-75.11	-69.95	1.24	8.94	V
	2539	-61.31	-13	-48.31	-76.03	-68.25	1.44	10.53	V
	3386	-60.40	-13	-47.40	-76.52	-68.53	1.78	12.06	V
									V
									V
									V
									V

Remark: Spurious emissions within 30-1000MHz were found more than 20dB below limit line.



GPRS 1900

GPRS 1900									
Channel	Frequency (MHz)	EIRP (dBm)	Limit (dBm)	Over Limit (dB)	SPA Reading (dBm)	S.G. Power (dBm)	TX Cable loss (dB)	TX Antenna Gain (dBi)	Polarization (H/V)
Lowest	3700	-58.93	-13	-45.93	-77.02	-69.24	1.97	12.28	H
	5550	-57.13	-13	-44.13	-77.93	-67.26	2.14	12.27	H
	7400	-51.16	-13	-38.16	-76.76	-59.16	2.18	10.18	H
									H
									H
									H
									H
	3700	-58.34	-13	-45.34	-76.95	-68.65	1.97	12.28	V
	5550	-56.16	-13	-43.16	-77.58	-66.29	2.14	12.27	V
	7400	-50.91	-13	-37.91	-76.48	-58.91	2.18	10.18	V
									V
									V
									V
									V
Middle	3763	-58.42	-13	-45.42	-76.62	-68.66	2.01	12.24	H
	5639	-56.77	-13	-43.77	-77.7	-67.04	2.12	12.39	H
	7522	-51.22	-13	-38.22	-76.51	-59.18	2.11	10.08	H
									H
									H
									H
									H
	3763	-58.25	-13	-45.25	-76.95	-68.49	2.01	12.24	V
	5639	-55.54	-13	-42.54	-77.09	-65.81	2.12	12.39	V
	7522	-51.60	-13	-38.60	-76.79	-59.56	2.11	10.08	V
									V
									V
									V
									V



Highest	3819	-58.79	-13	-45.79	-77.09	-68.96	2.04	12.21	H
	5729	-56.06	-13	-43.06	-77.49	-66.48	2.10	12.52	H
	7641	-51.85	-13	-38.85	-76.7	-60.24	2.11	10.51	H
									H
									H
									H
									H
	3819	-57.70	-13	-44.70	-76.47	-67.87	2.04	12.21	V
	5729	-55.37	-13	-42.37	-77.35	-65.79	2.10	12.52	V
	7641	-51.69	-13	-38.69	-76.59	-60.08	2.11	10.51	V
									V
									V
									V
									V

Remark: Spurious emissions within 30-1000MHz were found more than 20dB below limit line.



EDGE 1900

EDGE 1900									
Channel	Frequency (MHz)	EIRP (dBm)	Limit (dBm)	Over Limit (dB)	SPA Reading (dBm)	S.G. Power (dBm)	TX Cable loss (dB)	TX Antenna Gain (dBi)	Polarization (H/V)
Lowest	3700	-59.01	-13	-46.01	-77.1	-69.32	1.97	12.28	H
	5550	-57.17	-13	-44.17	-77.97	-67.30	2.14	12.27	H
	7400	-51.23	-13	-38.23	-76.83	-59.23	2.18	10.18	H
									H
									H
									H
									H
	3700	-58.45	-13	-45.45	-77.06	-68.76	1.97	12.28	V
	5550	-56.13	-13	-43.13	-77.55	-66.26	2.14	12.27	V
	7400	-50.95	-13	-37.95	-76.52	-58.95	2.18	10.18	V
									V
									V
									V
									V
Middle	3763	-58.83	-13	-45.83	-77.03	-69.07	2.01	12.24	H
	5640	-56.78	-13	-43.78	-77.71	-67.05	2.12	12.40	H
	7520	-51.32	-13	-38.32	-76.63	-59.28	2.11	10.07	H
									H
									H
									H
									H
	3763	-58.16	-13	-45.16	-76.86	-68.40	2.01	12.24	V
	5640	-56.02	-13	-43.02	-77.58	-66.29	2.12	12.40	V
	7520	-51.42	-13	-38.42	-76.62	-59.38	2.11	10.07	V
									V
									V
									V
									V



Highest	3819	-58.66	-13	-45.66	-76.96	-68.83	2.04	12.21	H
	5730	-55.21	-13	-42.21	-76.65	-65.63	2.10	12.52	H
	7641	-51.66	-13	-38.66	-76.51	-60.05	2.11	10.51	H
									H
									H
									H
									H
	3819	-57.68	-13	-44.68	-76.45	-67.85	2.04	12.21	V
	5730	-55.10	-13	-42.10	-77.09	-65.52	2.10	12.52	V
	7641	-51.42	-13	-38.42	-76.32	-59.81	2.11	10.51	V
									V
									V
									V
									V

Remark: Spurious emissions within 30-1000MHz were found more than 20dB below limit line.



WCDMA 1900

WCDMA 1900									
Channel	Frequency (MHz)	EIRP (dBm)	Limit (dBm)	Over Limit (dB)	SPA Reading (dBm)	S.G. Power (dBm)	TX Cable loss (dB)	TX Antenna Gain (dBi)	Polarization (H/V)
Lowest	3707	-58.78	-13	-45.78	-76.88	-69.08	1.98	12.28	H
	5557	-56.56	-13	-43.56	-77.35	-66.70	2.14	12.28	H
	7410	-51.05	-13	-38.05	-76.63	-59.04	2.17	10.16	H
									H
									H
									H
									H
	3707	-57.59	-13	-44.59	-76.22	-67.89	1.98	12.28	V
	5557	-56.00	-13	-43.00	-77.41	-66.14	2.14	12.28	V
	7410	-50.96	-13	-37.96	-76.5	-58.95	2.17	10.16	V
									V
	Middle	3763	-58.68	-13	-45.68	-76.88	-68.92	2.01	12.24
5640		-56.54	-13	-43.54	-77.47	-66.81	2.12	12.40	H
7520		-51.29	-13	-38.29	-76.6	-59.25	2.11	10.07	H
									H
									H
									H
									H
3763		-57.86	-13	-44.86	-76.56	-68.10	2.01	12.24	V
5640		-55.85	-13	-42.85	-77.41	-66.12	2.12	12.40	V
7520		-51.52	-13	-38.52	-76.72	-59.48	2.11	10.07	V
									V
									V
								V	
								V	



Highest	3812	-58.08	-13	-45.08	-76.36	-68.26	2.03	12.21	H
	5723	-55.86	-13	-42.86	-77.26	-66.27	2.10	12.51	H
	7627	-51.50	-13	-38.50	-76.33	-59.84	2.11	10.46	H
									H
									H
									H
									H
	3812	-57.83	-13	-44.83	-76.59	-68.01	2.03	12.21	V
	5723	-54.93	-13	-41.93	-76.89	-65.34	2.10	12.51	V
	7627	-51.39	-13	-38.39	-76.27	-59.73	2.11	10.46	V
									V
									V
									V
									V

Remark: Spurious emissions within 30-1000MHz were found more than 20dB below limit line.



WCDMA 1700

WCDMA 1700									
Channel	Frequency (MHz)	EIRP (dBm)	Limit (dBm)	Over Limit (dB)	SPA Reading (dBm)	S.G. Power (dBm)	TX Cable loss (dB)	TX Antenna Gain (dBi)	Polarization (H/V)
Lowest	3424	-59.81	-13	-46.81	-76.18	-70.17	1.81	12.17	H
	5137	-56.15	-13	-43.15	-76.8	-65.97	2.30	12.13	H
	6849	-52.93	-13	-39.93	-76.6	-61.61	2.37	11.05	H
									H
									H
									H
									H
	3424	-59.18	-13	-46.18	-76.18	-69.54	1.81	12.17	V
	5137	-55.68	-13	-42.68	-76.9	-65.50	2.30	12.13	V
	6849	-52.35	-13	-39.35	-76.58	-61.03	2.37	11.05	V
									V
									V
									V
									V
Middle	3462	-59.20	-13	-46.20	-75.99	-69.65	1.84	12.29	H
	5197	-56.22	-13	-43.22	-76.91	-66.08	2.28	12.14	H
	6930	-52.49	-13	-39.49	-76.39	-61.06	2.40	10.97	H
									H
									H
									H
									H
	3462	-58.98	-13	-45.98	-76.33	-69.43	1.84	12.29	V
	5197	-55.82	-13	-42.82	-77.06	-65.68	2.28	12.14	V
	6930	-52.03	-13	-39.03	-76.53	-60.60	2.40	10.97	V
									V
									V
									V
									V



Highest	3505	-59.19	-13	-46.19	-76.42	-69.71	1.87	12.40	H
	5257	-56.76	-13	-43.76	-77.52	-66.66	2.25	12.15	H
	7010	-52.11	-13	-39.11	-76.27	-60.58	2.41	10.88	H
									H
									H
									H
									H
	3505	-58.60	-13	-45.60	-76.28	-69.12	1.87	12.40	V
	5257	-56.26	-13	-43.26	-77.55	-66.16	2.25	12.15	V
	7010	-51.22	-13	-38.22	-76.04	-59.69	2.41	10.88	V
									V
									V
									V
									V
								V	

Remark: Spurious emissions within 30-1000MHz were found more than 20dB below limit line.