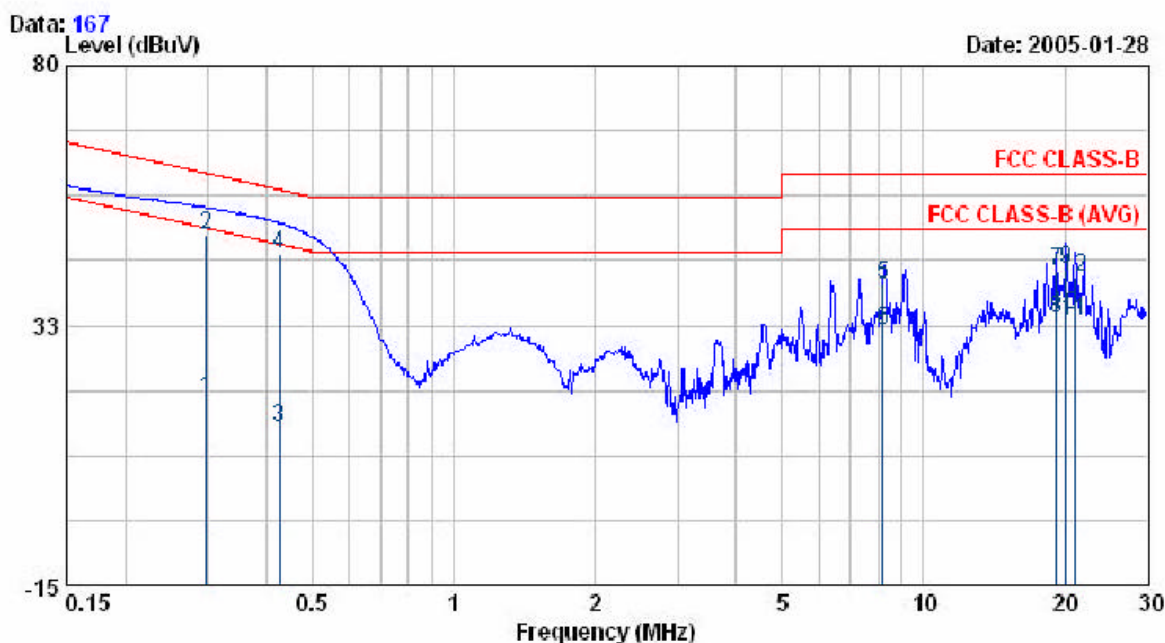


EUT : WGR613VAL
 Power : AC 110V
 Test Mode : 802.11b CH MID
 Memo : 481212003CT

Pol/Phase : LINE
 Temperature : 25 °C
 Humidity : 58 %



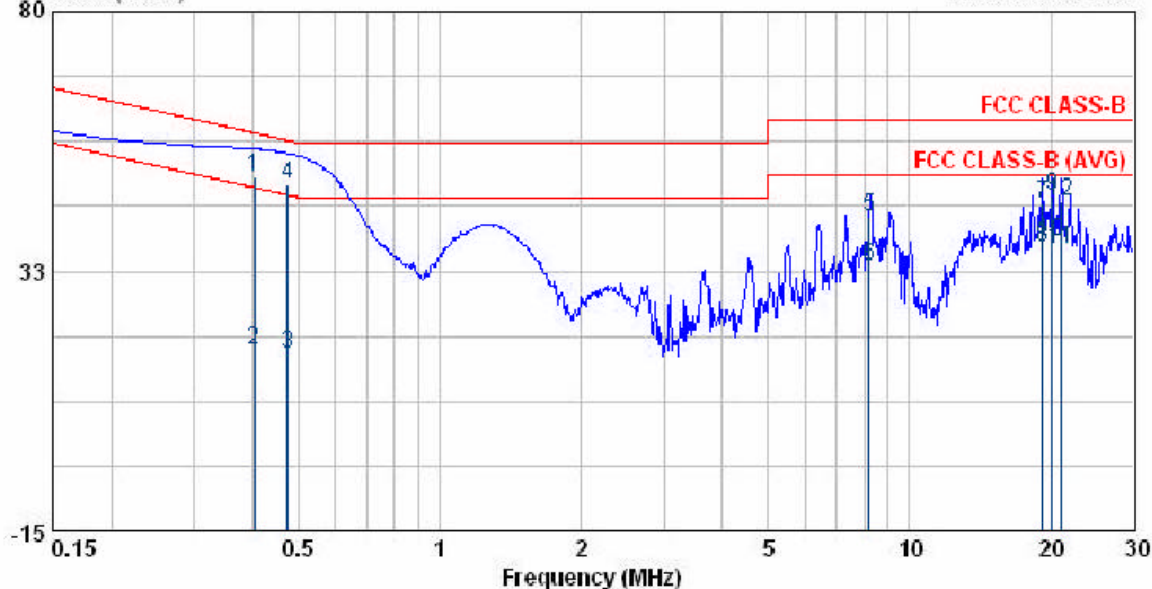
Freq	Read Level	Factor	Level	Limit	Over Limit	Remark
MHz	dBuV	dB	dBuV	dBuV	dBuV	
0.297	18.60	0.37	18.97	50.32	-31.35	AVERAGE
0.297	48.69	0.37	49.06	60.32	-11.26	QP
0.426	13.56	0.49	14.05	47.33	-33.27	AVERAGE
0.426	45.09	0.49	45.58	57.33	-11.74	QP
8.214	39.46	0.42	39.88	60.00	-20.12	QP
8.214	31.27	0.42	31.69	50.00	-18.31	AVERAGE
19.158	41.69	0.71	42.40	60.00	-17.60	QP
19.158	33.08	0.71	33.79	50.00	-16.21	AVERAGE
20.089	41.99	0.71	42.70	60.00	-17.30	QP
20.089	33.84	0.71	34.55	50.00	-15.45	AVERAGE
21.004	32.48	0.79	33.27	50.00	-16.73	AVERAGE
21.004	40.74	0.79	41.53	60.00	-18.47	QP

Remarks: 1. Level = Read Level + Factor
 2. Factor = LISN(ISN) Factor + Cable Loss

EUT : WGR613VAL
 Power : AC 110V
 Test Mode : 802.11b CH HI
 Memo : 481212003CT

Pol/Phase : NEUTRAL
 Temperature : 25 °C
 Humidity : 58 %

Data: 165 Level (dBuV) Date: 2005-01-28

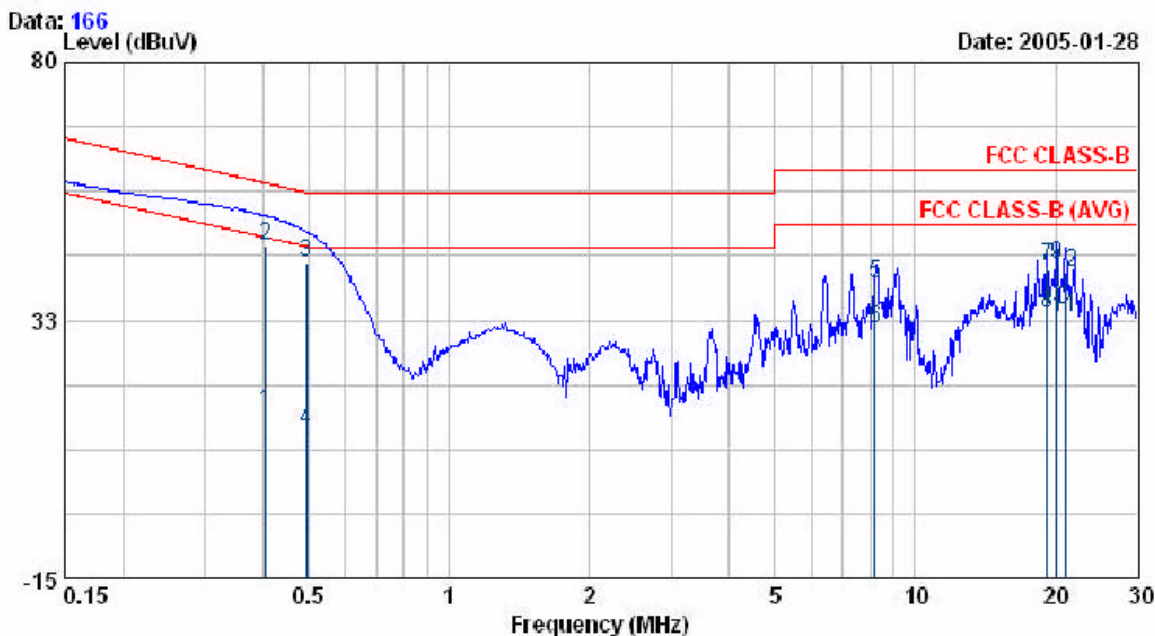


Freq	Read Level	Factor	Level	Limit	Over Limit	Remark
MHz	dBuV	dB	dBuV	dBuV	dBuV	
0.403	49.10	0.50	49.60	57.79	-8.19	QP
0.403	17.60	0.50	18.10	47.79	-29.69	AVERAGE
0.474	16.80	0.48	17.28	46.45	-29.17	AVERAGE
0.474	47.96	0.48	48.44	56.45	-8.01	QP
8.212	41.98	0.50	42.48	60.00	-17.52	QP
8.212	32.99	0.50	33.49	50.00	-16.51	AVERAGE
19.164	44.09	0.71	44.80	60.00	-15.20	QP
19.164	36.01	0.71	36.72	50.00	-13.28	AVERAGE
20.100	45.59	0.70	46.29	60.00	-13.71	QP
20.100	37.21	0.70	37.91	50.00	-12.09	AVERAGE
21.006	35.89	0.72	36.61	50.00	-13.39	AVERAGE
21.006	44.33	0.72	45.05	60.00	-14.95	QP

Remarks: 1. Level = Read Level + Factor
 2. Factor = LISN(ISN) Factor + Cable Loss

EUT : WGR613VAL
 Power : AC 110V
 Test Mode : 802.11b CH HI
 Memo : 481212008CT

Pol/Phase : LINE
 Temperature : 25 °C
 Humidity : 58 %

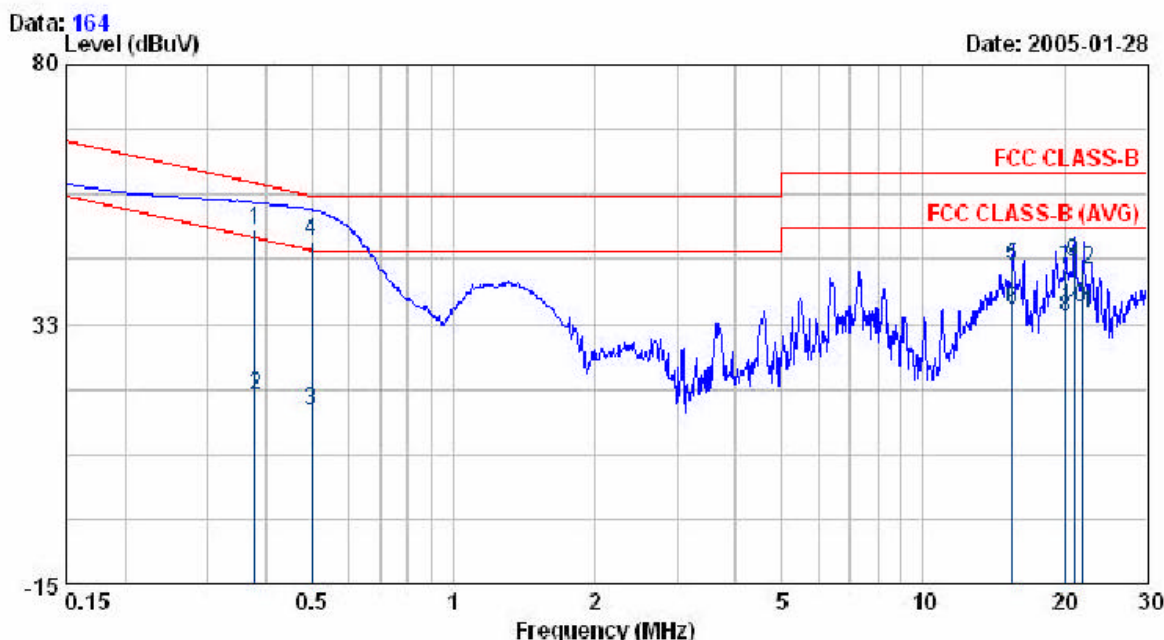


Freq	Read Level	Factor	Level	Limit	Over Limit	Remark
MHz	dBuV	dB	dBuV	dBuV	dBuV	
0.404	15.01	0.50	15.51	47.77	-32.26	AVERAGE
0.404	45.63	0.50	46.13	57.77	-11.64	QP
0.494	42.51	0.48	42.99	56.10	-13.11	QP
0.494	11.60	0.48	12.08	46.10	-34.02	AVERAGE
8.209	38.98	0.42	39.40	60.00	-20.60	QP
8.209	30.53	0.42	30.95	50.00	-19.05	AVERAGE
19.160	41.67	0.71	42.38	60.00	-17.62	QP
19.160	32.88	0.71	33.59	50.00	-16.41	AVERAGE
20.098	42.21	0.71	42.92	60.00	-17.08	QP
20.098	33.58	0.71	34.29	50.00	-15.71	AVERAGE
20.981	32.37	0.79	33.16	50.00	-16.84	AVERAGE
20.981	40.51	0.79	41.30	60.00	-18.70	QP

Remarks: 1. Level = Read Level + Factor
 2. Factor = LISN(ISN) Factor + Cable Loss

EUT : WGR613VAL
 Power : AC 110V
 Test Mode : 802.11g CH LO
 Memo : 481212003CT

Pol/Phase : NEUTRAL
 Temperature : 25 °C
 Humidity : 58 %



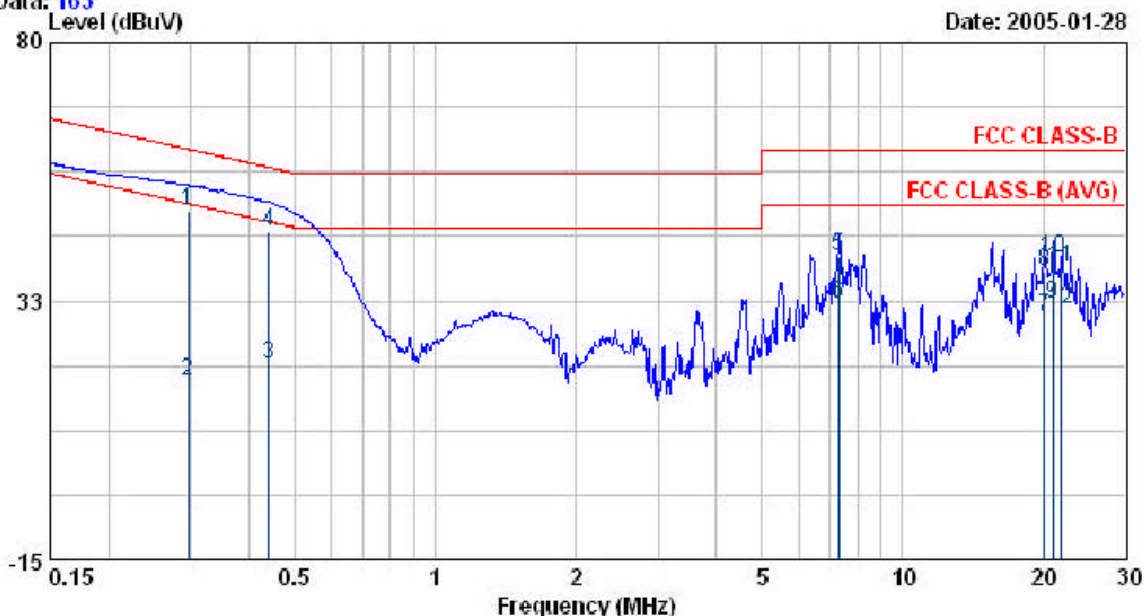
Freq	Read Level	Factor	Level	Limit	Over Limit	Remark
MHz	dBuV	dB	dBuV	dBuV	dBuV	
0.379	49.28	0.48	49.76	58.30	-8.54	QP
0.379	18.89	0.48	19.37	48.30	-28.93	AVERAGE
0.499	16.28	0.48	16.76	46.01	-29.25	AVERAGE
0.499	47.31	0.48	47.79	56.01	-8.22	QP
15.500	42.48	0.79	43.27	60.00	-16.73	QP
15.500	34.24	0.79	35.03	50.00	-14.97	AVERAGE
20.074	41.82	0.70	42.52	60.00	-17.48	QP
20.074	33.06	0.70	33.76	50.00	-16.24	AVERAGE
21.002	43.25	0.72	43.97	60.00	-16.03	QP
21.002	34.58	0.72	35.30	50.00	-14.70	AVERAGE
21.936	33.57	0.74	34.31	50.00	-15.69	AVERAGE
21.936	41.63	0.74	42.37	60.00	-17.63	QP

Remarks: 1. Level = Read Level + Factor
 2. Factor = LISN(ISN) Factor + Cable Loss

EUT : WGR613VAL
 Power : AC 110V
 Test Mode : 802.11g CH L0
 Memo : 481212003CT

Pol/Phase : LINE
 Temperature : 25 °C
 Humidity : 58 %

Data: 163



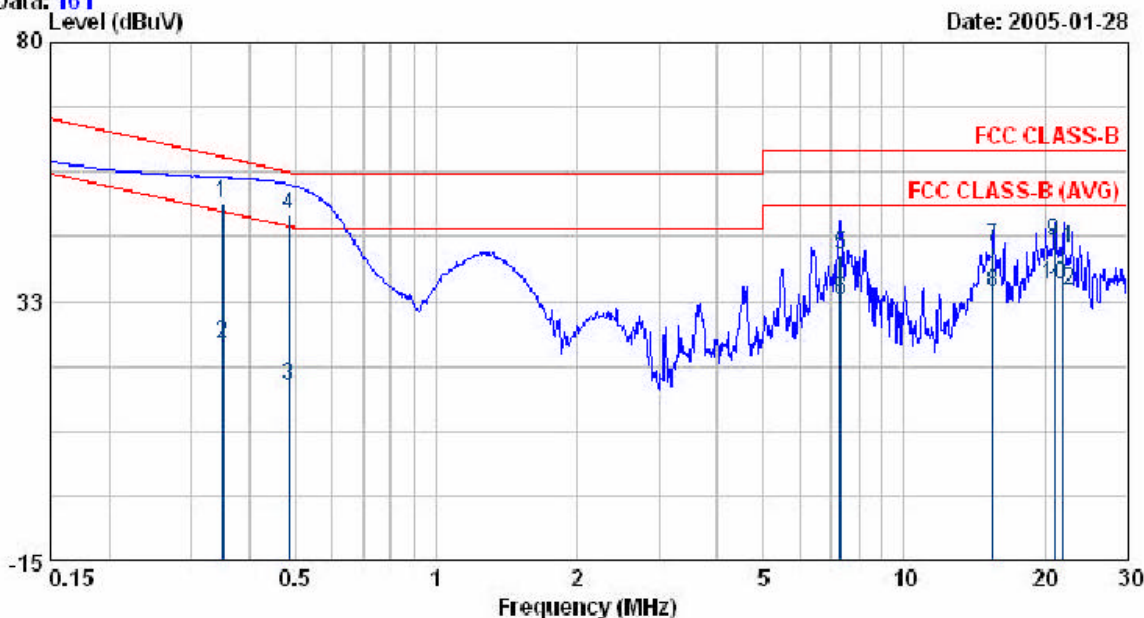
Freq	Read Level	Factor	Level	Limit	Over Limit	Remark
MHz	dBuV	dB	dBuV	dBuV	dBuV	
0.296	48.60	0.37	48.97	60.37	-11.40	QP
0.296	17.48	0.37	17.85	50.37	-32.52	AVERAGE
0.440	20.22	0.49	20.71	47.07	-26.36	AVERAGE
0.440	44.57	0.49	45.06	57.07	-12.01	QP
7.295	40.23	0.43	40.66	60.00	-19.34	QP
7.295	31.63	0.43	32.06	50.00	-17.94	AVERAGE
20.115	28.91	0.71	29.62	50.00	-20.38	AVERAGE
20.115	37.26	0.71	37.97	60.00	-22.03	QP
20.976	31.11	0.79	31.90	50.00	-18.10	AVERAGE
20.976	39.61	0.79	40.40	60.00	-19.60	QP
21.910	37.90	0.86	38.76	60.00	-21.24	QP
21.910	29.98	0.86	30.79	50.00	-19.21	AVERAGE

Remarks: 1. Level = Read Level + Factor
 2. Factor = LISN(ISN) Factor + Cable Loss

EUT : WGR613VAL
 Power : AC 110V
 Test Mode : 802.11g CH MID
 Memo : 481212003CT

Pol/Phase : NEUTRAL
 Temperature : 25 °C
 Humidity : 58 %

Data: 161



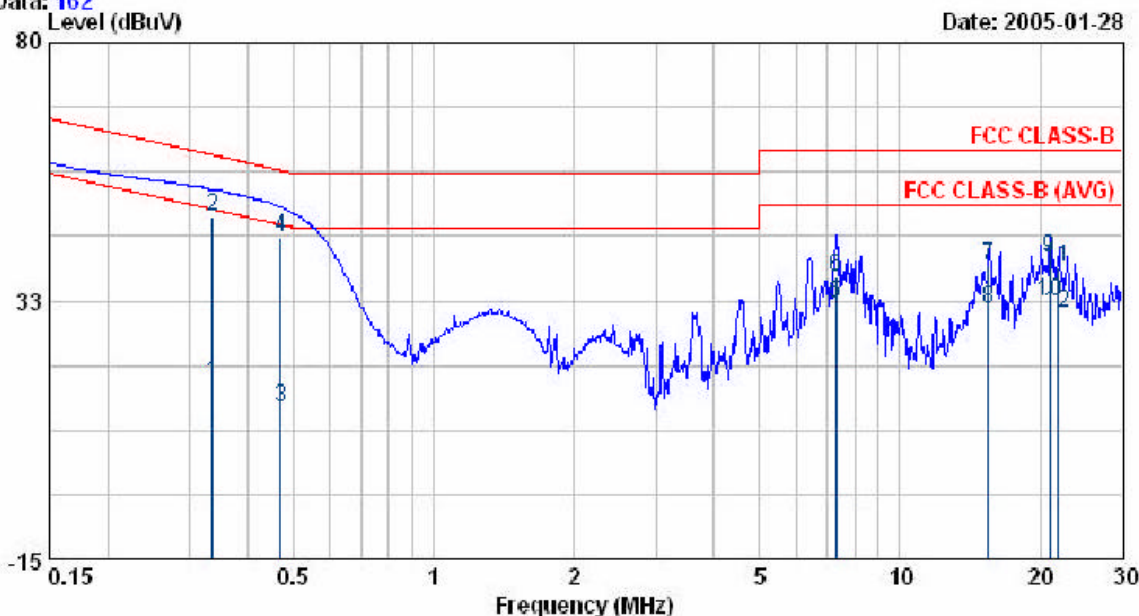
Freq	Read Level	Factor	Level	Limit	Over Limit	Remark
MHz	dBuV	dB	dBuV	dBuV	dBuV	
0.350	49.87	0.44	50.31	58.96	-8.65	QP
0.350	24.40	0.44	24.84	48.96	-24.12	AVERAGE
0.486	16.60	0.48	17.08	46.23	-29.15	AVERAGE
0.486	47.80	0.48	48.28	56.23	-7.95	QP
7.324	40.59	0.50	41.09	60.00	-18.91	QP
7.324	32.10	0.50	32.60	50.00	-17.40	AVERAGE
15.508	41.50	0.79	42.29	60.00	-17.71	QP
15.508	33.27	0.79	34.06	50.00	-15.94	AVERAGE
20.994	42.87	0.72	43.59	60.00	-16.41	QP
20.994	34.74	0.72	35.46	50.00	-14.54	AVERAGE
21.932	41.26	0.74	42.00	60.00	-18.00	QP
21.932	33.55	0.74	34.29	50.00	-15.71	AVERAGE

Remarks: 1. Level = Read Level + Factor
 2. Factor = LISN(ISN) Factor + Cable Loss

EUT : WGR613VAL
 Power : AC 110V
 Test Mode : 802.11g CH MID
 Memo : 481212003CT

Pol/Phase : LINE
 Temperature : 25 °C
 Humidity : 58 %

Data: 162

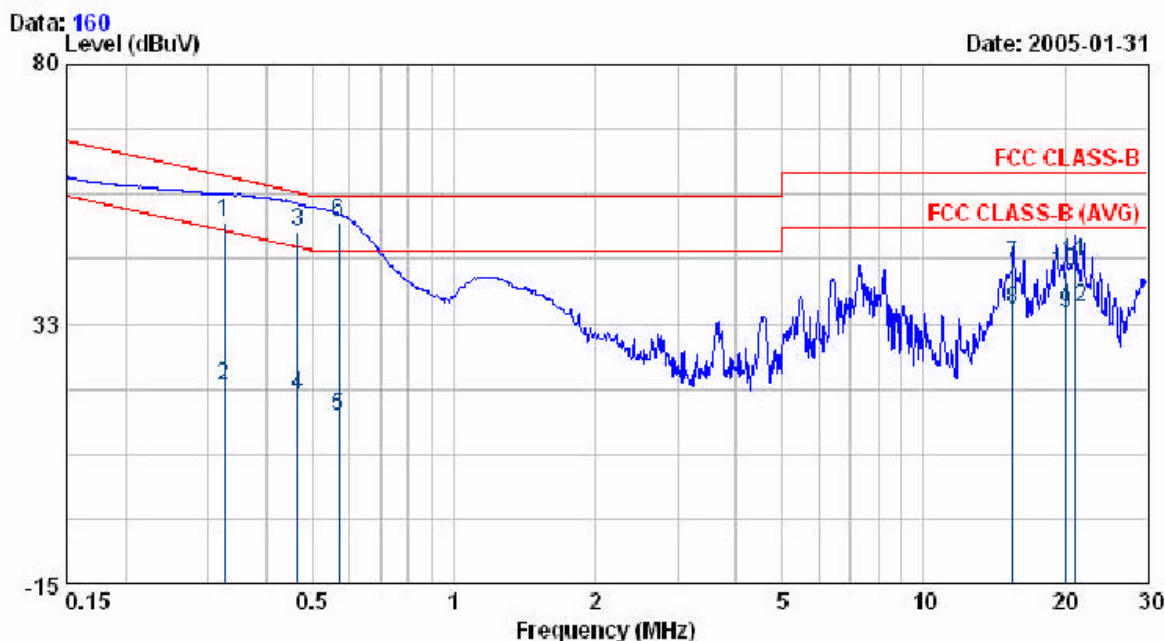


Freq	Read Level	Factor	Level	Limit	Over Limit	Remark
MHz	dBuV	dB	dBuV	dBuV	dBuV	
0.336	17.06	0.42	17.48	49.31	-31.83	AVERAGE
0.336	47.57	0.42	47.99	59.31	-11.32	QP
0.469	12.38	0.48	12.86	46.53	-33.67	AVERAGE
0.469	43.53	0.48	44.01	56.53	-12.52	QP
7.290	31.52	0.43	31.95	50.00	-18.05	AVERAGE
7.290	36.53	0.43	36.96	60.00	-23.04	QP
15.490	38.25	0.79	39.04	60.00	-20.96	QP
15.490	30.01	0.79	30.80	50.00	-19.20	AVERAGE
20.987	39.56	0.79	40.35	60.00	-19.65	QP
20.987	31.46	0.79	32.25	50.00	-17.75	AVERAGE
21.930	37.61	0.87	38.48	60.00	-21.52	QP
21.930	29.27	0.87	30.14	50.00	-19.86	AVERAGE

Remarks: 1. Level = Read Level + Factor
 2. Factor = LISN(LISN) Factor + Cable Loss

EUT : WGR613VAL
 Power : AC 110V
 Test Mode : 802.11g CH HI
 Memo : 481212003CT

Pol/Phase : NEUTRAL
 Temperature : 25 °C
 Humidity : 58 %

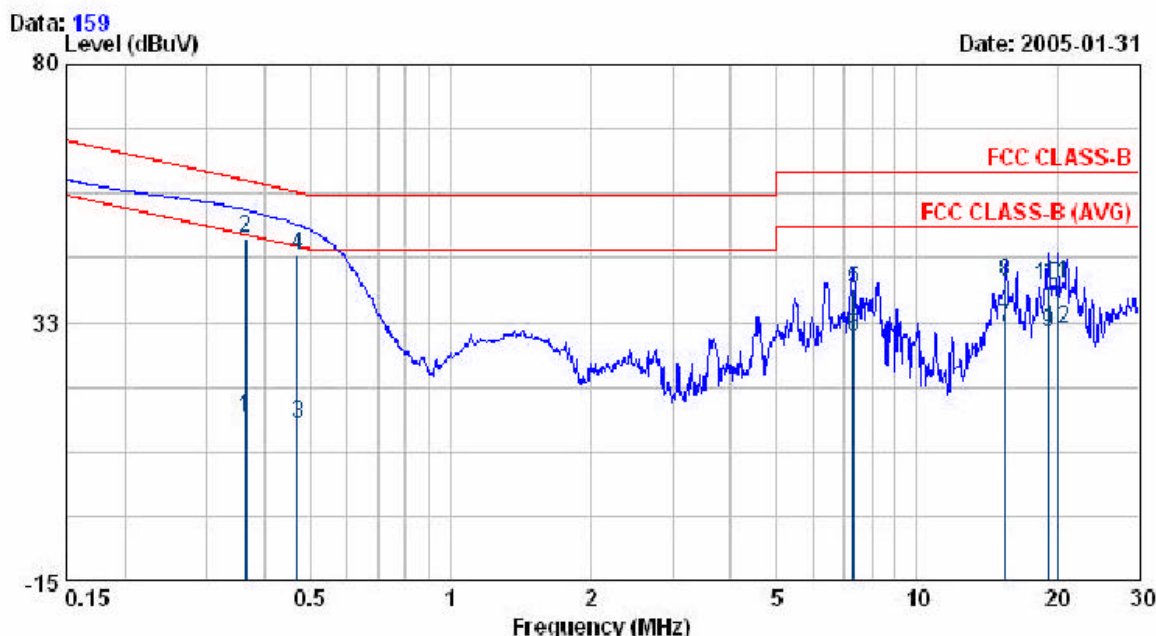


Freq	Read Level	Factor	Level	Limit	Over Limit	Remark
MHz	dBuV	dB	dBuV	dBuV	dBuV	
0.324	50.67	0.41	51.08	59.59	-8.51	QP
0.324	20.68	0.41	21.09	49.59	-28.50	AVERAGE
0.466	48.79	0.48	49.27	56.58	-7.31	QP
0.466	18.95	0.48	19.43	46.58	-27.15	AVERAGE
0.570	15.27	0.46	15.73	46.00	-30.27	AVERAGE
0.570	50.70	0.46	51.16	56.00	-4.84	QP
15.481	42.73	0.79	43.52	60.00	-16.48	QP
15.481	34.47	0.79	35.26	50.00	-14.74	AVERAGE
20.143	33.66	0.70	34.36	50.00	-15.64	AVERAGE
20.143	41.39	0.70	42.09	60.00	-17.91	QP
20.988	43.05	0.72	43.77	60.00	-16.23	QP
20.988	34.86	0.72	35.58	50.00	-14.42	AVERAGE

Remarks: 1. Level = Read Level + Factor
 2. Factor = LISN(ISN) Factor + Cable Loss

EUT : WGR613VAL
 Power : AC 110V
 Test Mode : 802.11g CH HI
 Memo : 481212003CT

Pol/Phase : LINE
 Temperature : 25 °C
 Humidity : 58 %



Freq	Read Level	Factor	Level	Limit	Over Limit	Remark
MHz	dBuV	dB	dBuV	dBuV	dBuV	
0.363	14.47	0.46	14.93	48.65	-33.72	AVERAGE
0.363	47.47	0.46	47.93	58.65	-10.72	QP
0.470	13.32	0.48	13.80	46.52	-32.72	AVERAGE
0.470	44.23	0.48	44.71	56.52	-11.81	QP
7.337	38.09	0.43	38.52	60.00	-21.48	QP
7.337	29.33	0.43	29.76	50.00	-20.24	AVERAGE
15.502	30.98	0.79	31.77	50.00	-18.23	AVERAGE
15.502	39.33	0.79	40.12	60.00	-19.88	QP
19.168	29.86	0.71	30.57	50.00	-19.43	AVERAGE
19.168	38.65	0.71	39.36	60.00	-20.64	QP
20.098	39.00	0.71	39.71	60.00	-20.29	QP
20.098	30.74	0.71	31.45	50.00	-18.55	AVERAGE

Remarks: 1. Level = Read Level + Factor
 2. Factor = LISN(ISN) Factor + Cable Loss

Test by: Caro / Jan. 31, 2005