



**ELECTRONIC TECHNOLOGY SYSTEMS
DR. GENZ GMBH**

FCC TEST - REPORT

FCC Part 15 C for IEEE 802.11 b device

FCC ID:PY3WG102

Test report no.:

W6M20409-5462-C-1

TABLE OF CONTENTS

1	GENERAL INFORMATION	3
1.1	NOTES	3
1.2	TESTING LABORATORY	4
1.2.1	<i>Location</i>	4
1.2.2	<i>Details of accreditation status</i>	4
1.3	DETAILS OF APPROVAL HOLDER	4
1.4	APPLICATION DETAILS	5
1.5	GENERAL INFORMATION OF TEST ITEM	5
1.6	TEST STANDARDS.....	7
2	TECHNICAL TEST.....	8
2.1	SUMMARY OF TEST RESULTS	8
2.2	TEST ENVIRONMENT.....	8
2.3	TEST EQUIPMENT LIST	9
2.4	GENERAL TEST PROCEDURE	16
3	TEST RESULTS (ENCLOSURE).....	18
3.1	PEAK OUTPUT POWER (TRANSMITTER)	19
3.2	EQUIVALENT ISOTROPIC RADIATED POWER	21
3.2.1	<i>Transmitter</i>	21
3.3	RF EXPOSURE COMPLIANCE REQUIREMENTS	21
3.4	TRANSMITTER RADIATED EMISSIONS IN RESTRICTED BANDS.....	22
3.5	SPURIOUS EMISSIONS (TX)	23
3.6	MINIMUM 6 DB BANDWIDTH.....	32
3.7	PEAK POWER SPECTRAL DENSITY.....	33
3.8	POWER LINE CONDUCTED EMISSION	34
	APPENDIX.....	35
	APPENDIX A.....	36
	APPENDIX B.....	37
	APPENDIX C	38
	APPENDIX D.....	39
	APPENDIX E	40
	APPENDIX F	41
	APPENDIX G.....	42



Registration number: W6M20409-5462-C-1
FCC ID: PY3WG102

1 General Information

1.1 Notes

The purpose of conformity testing is to increase the probability of adherence to the essential requirements or conformity specifications, as appropriate.

The complexity of the technical specifications, however, means that full and thorough testing is impractical for both technical and economic reasons.

Furthermore, there is no guarantee that a test sample which has Passed all the relevant tests conforms to a specification.

Neither is there any guarantee that such a test sample will interwork with other genuinely open systems.

The existence of the tests nevertheless provides the confidence that the test sample possesses the qualities as maintained and that its performance generally conforms to representative cases of communications equipment.

The test results of this test report relate exclusively to the item tested as specified in 1.5.

The test report may only be reproduced or published in full.

Reproduction or publication of extracts from the report requires the prior written approval of the ELECTRONIC TECHNOLOGY SYSTEMS DR. GENZ GMBH.

Specific Conditions:

Usage of the hereunder tested device in combination with other integrated or external antennas requires at least additional output power measurements, spurious emission measurements, conducted emission measurements (AC supply lines) and radio frequency exposure evaluations for each individual configuration performed, for certification by FCC.

The test sample is able to work according IEEE 802.11 b.

This report is related to FCC Part 15 C (DSSS device).

Tester:

15.10.2004

Ralf Schultze

Date

ETS-Lab.

Name

Signature

Technical responsibility for area of testing:

15.10.2004

N.Kaspar

Date

ETS

Name

Signature



Registration number: W6M20409-5462-C-1
FCC ID: PY3WG102

1.2 Testing laboratory

1.2.1 Location

ELECTRONIC TECHNOLOGY SYSTEM DR. GENZ GMBH (ETS)
Storkower Straße 38c
D-15526 Reichenwalde b. Berlin
Germany
Telefon : +49 33631 888 00
Telefax : +49 33631 888 660

1.2.2 Details of accreditation status

Accredited testing laboratory
DAR-REGISTRATION NUMBER: TTI-P-G 126/96

Accredited Competent Body
DAR-REGISTRATION NUMBER: BPT-ZE-026/96

FCC FILED TEST LABORATORY REG. No. 96970

BLUETOOTH QUALIFICATION TEST FACILITY (BQTF)
ACCREDITED BY:BLUETOOTH QUALIFICATION REVIEW BOARD (BQRF)

INDUSTRY CANADA FILED TEST LABORATORY REG. No. IC 3470

A2LA ACCREDITED CERTIFICATE NUMBER: 1983-01

1.3 Details of approval holder

Name : Netgear Inc.
Street : 4500 Great America Parkway Santa Clara
State/postal code : CA 95054
Country : United States
Telephone : +408-907-8073
Fax : +408-907-8097

Contact : Mr. Suibin Zhaung
Telephone : +408-907-8073

Registration number: W6M20409-5462-C-1

FCC ID: PY3WG102

1.4 Application details

Date of receipt of application : 24.09.2004
 Date of receipt of test sample : 27.09.2004
 Date of test : from 27.09.2004 to 13.10.2004

1.5 General information of Test item

Type of test item : ProSafe 802.11g Wireless Access Point
 Model Number : WG102
 Hardware : 49000D00B
 Software : V 1.0.0
 Serial number : without
 Photos : see Annex

Technical data

Frequency band : 2.4 GHz – 2.4835 GHz
 Frequency (ch A) : 2.412 GHz
 Frequency (ch B) : 2.437 GHz
 Frequency (ch C) : 2.462 GHz
 Number of Channels : 11
 Operation modes : duplex
 Modulation Type : DSSS

Fixed point-to-point operation : Yes / No

Type of Antenna (A) : C147-510009-A
 Type of Antenna (B) : ANT2405 (cable loss = 1 dB)
 Type of Antenna (C) : ANT2409 (cable loss (2 dB) + assembly ancillary (3.4 dB) = 5.4 dB)
 Type of Antenna (D) : ANT24D18 (cable loss (13 dB) + assembly ancillary (3.8 dB) = 16.8 dB)

Antenna gain (A) : 5 dBi
 Antenna gain (B) : 5 dBi (5 dBi – 1 dB = 4 dBi)
 Antenna gain (C) : 9 dBi (9 dBi – 5.4 dB = 3.6 dBi)
 Antenna gain (D) : 18 dBi (18 dBi – 16.8 dB = 1.2 dBi)

Antenna description (A) : RF Antenna Assembly
 Antenna description (B) : 5 dBi Omni-directional Antenna
 Antenna description (C) : 9 dBi Omni-directional Antenna
 Antenna description (D) : 18 dBi Patch Panel Directional Antenna

AntennaPower supply : 120 VAC (AC/DC Adapter)
 Emission designator : 16M8F7D



Registration number: W6M20409-5462-C-1

FCC ID: PY3WG102

Host device: none

Classification :

Fixed Device	<input checked="" type="checkbox"/>
Mobile Device (Human Body distance > 20cm)	<input type="checkbox"/>
Portable Device (Human Body distance < 20cm)	<input type="checkbox"/>

Transmitter

Unom

Power (ch A) : Conducted: 15.39dBm

Power (ch B) : Conducted: 15.75dBm

Power (ch C) : Conducted: 15.52dBm

Manufacturer:
(if applicable)

Name : ./.

Street : ./.

Town : ./.

Country : ./.

Additional information:

The sample is using WLAN technology according IEEE 802.11 b/g. For this report the function according IEEE 802.11b is considered only. The scheme for frequency generation, spectrum spreading, receiver parameters, synchronization procedure, and other parameters are determined by the mentioned standard above.



Registration number: W6M20409-5462-C-1
FCC ID: PY3WG102

1.6 Test standards

Technical standard : FCC RULES PART 15 / SUBPART C § 15.247

Registration number: W6M20409-5462-C-1

FCC ID: PY3WG102

2 Technical test

2.1 Summary of test results

No deviations from the technical specification(s) were ascertained in the course of the tests performed.



or

The deviations as specified in 2.5 were ascertained in the course of the tests performed.



2.2 Test environment

Temperature	: 23 °C
Relative humidity content	: 20 ... 75 %
Air pressure	: 86 ... 103 kPa
Details of power supply	: 120 VAC (AC/DC Adapter)
Extreme conditions parameters	: Not required

Registration number: W6M20409-5462-C-1

FCC ID: PY3WG102

2.3 Test Equipment List

No.	Measurement device:	Type:	Manufacturer:
ETS 0001	Test receiver	ESHS 10	Rohde&Schwarz
ETS 0002	Test receiver	ESVP	Rohde&Schwarz
ETS 0003	Test receiver	ESVS 10	Rohde&Schwarz
ETS 0004	Spectrum- and Network-Analyzer	FSMS 26	Rohde&Schwarz
ETS 0005	Test receiver	SMV 11	MEB
ETS 0006	Test receiver system	SME 12	MEB
ETS 0007	Spectrum analyzer	PSA-65A	Avcom
ETS 0008	Antenna	Loop antenna	Siemens
ETS 0009	Antenna	Loop antenna	MEB
ETS 0010	Antenna	Loop antenna	MEB
ETS 0011	Antenna	van Veen/ Frame	ETS
ETS 0012	Antenna	HK 116	Rohde&Schwarz
ETS 0013	Antenna	HL 223	Rohde&Schwarz
ETS 0014	Antenna	HL 025	Rohde&Schwarz
ETS 0015	Antenna	HL 025	Rohde&Schwarz
ETS 0016	Antenna	VHAP	Schwarzbeck
ETS 0017	Antenna	VHAP	Schwarzbeck
ETS 0018	Antenna	UHAP	Schwarzbeck
ETS 0019	Antenna	UHAP	Schwarzbeck
ETS 0020	Antenna	DP 21	MEB
ETS 0021	Antenna	DP 3	MEB
ETS 0022	Antenna	SAS-200/ 521	A.H. Systeme / USA
ETS 0023	Antenna	DP 1	MEB
ETS 0024	Antenna mast	AF 2	MEB
ETS 0025	Antenna mast	AF 2	MEB
ETS 0026	Tripod		Heinrich Deisel
ETS 0027	Tripod		Heinrich Deisel
ETS 0028	Tripod	STA 2	C. Lorenz AG
ETS 0029	Tripod		Berlebach
ETS 0030	Turn table	TT 1	ETS
ETS 0031	Turn table	DS 412	Heinrich Deisel
ETS 0032	Controllor	HD 050	Heinrich Deisel
ETS 0033	RF generator	SMG	Rohde&Schwarz
ETS 0034	RF generator/ Amplifier	SMLR	Rohde&Schwarz
ETS 0035	RF generator/ Amplifier	SMLM	Rohde&Schwarz
ETS 0036	RF amplifier	10W 1000AM2	Amplifier Research
ETS 0037	RF amplifier	50W 1000	Amplifier Research
ETS 0038	RF amplifier	150L	Amplifier Research
ETS 0039	Absorbing clamp	MDS 21	Rohde&Schwarz
ETS 0040	Artificial mains	ESH3-Z5	Rohde&Schwarz
ETS 0041	Artificial mains	ESH3-Z4	Rohde&Schwarz
ETS 0042	Artificial mains	ESH3-Z6	Rohde&Schwarz
ETS 0043	Artificial mains	NNB 11	MEB
ETS 0044	Artificial mains	NNB 111	MEB
ETS 0045	Stripe line	IEC 801-3	ETS
ETS 0046	Power supply	LTS 006	RFT
ETS 0047	Power supply	TG 20/ 1	Statron
ETS 0048	Power supply	TG 20/ 1	Statron
ETS 0049	Power supply	T 102	TPW

Registration number: W6M20409-5462-C-1

FCC ID: PY3WG102

No.	Measurement device:	Type:	Manufacturer:
ETS 0050	Power supply	T 101b	TPW
ETS 0051	Oscilloscope	TDS 640A	Tektronic
ETS 0052	Audio analyzer	UPA 4	Rohde&Schwarz
ETS 0053	ECAT Control center		Keytek/ EMV
ETS 0054	EFT simulator		Keytek/ EMV
ETS 0055	Module network coupler		Keytek/ EMV
ETS 0056	Blank plug-in		Keytek/ EMV
ETS 0057	Module SURGE with DC coupler		Keytek/ EMV
ETS 0058	Capacitive coupling clamp		Keytek/ EMV
ETS 0059	Kikusui amplifier	PCR 2000L	Keytek/ EMV
ETS 0060	Xitron power analyzer		Keytek/ EMV
ETS 0061	Power/ Arb (Harm., Ramp)		Keytek/ EMV
ETS 0062	Reference impedance		Keytek/ EMV
ETS 0063	Blank plug-in		Keytek/ EMV
ETS 0064	Filter system IEC 1000-4-6		Keytek/ EMV
ETS 0065	ESD-generator minizap		Keytek/ EMV
ETS 0066	EM Injection Clamp		FCC/ EMV
ETS 0067	Calibration Fixture	IEC 801-2031 CF	FCC/ EMV
ETS 0068	Filter system IEC 1000-4-6	CDN	FCC/ EMV
ETS 0069	EM Radiation Monitor	EMR-20	Wandel&Goltermann
ETS 0070	PC Transfer set EMR-20	EMR-20	Wandel&Goltermann
ETS 0071	Video camera system	KMB012	Kocom
ETS 0072	Interphone system	JS-1400	Jiuh Sheng
ETS 0073	Audio noise meter	GSM 2	MKD/ RFT
ETS 0074	RF milivoltmeter	QRV 2	MKD/ RFT
ETS 0075	NF generator	GF 22	Präcitronic
ETS 0076	Feeding bridge A	SBA 1000	ESP
ETS 0077	Audio/ Video Filter	AV 55020	ETS
ETS 0078	LCR meter	SR 720	SRS
ETS 0079	Functional generator	MX-2020	Maxcom
ETS 0080	EMI Software	ES-K1	Rohde&Schwarz
ETS 0081	EMI Software	ES-K10	Rohde&Schwarz
ETS 0082	PC Novell network system	Novell	Esotronic
ETS 0083	Apple computer system	Performa 630	Macintosh
ETS 0084	Process controller	PSA 15	Rohde&Schwarz
ETS 0085	Shielded room	SR 1	Frankonia
ETS 0086	Anechoic chamber	AC 1	Frankonia
ETS 0087	Climatic cell	HC 4033	Heraeus
ETS 0088	Color TV pattern generator	PM 5518-TX VPS	Philips
ETS 0089	Radio communication tester	CMS 54	Rohde&Schwarz
ETS 0090	DECT type approval CTR06	TS 8930	Rohde&Schwarz
ETS 0091	RF signal generator	SME 03	Rohde&Schwarz
ETS 0092	DM-Coder	SME-B11	Rohde&Schwarz
ETS 0093	Pulse Modulator	SM-B8	Rohde&Schwarz
ETS 0094	Rear-panel connectors	SME-B19	Rohde&Schwarz
ETS 0095	DECT system controller	PSMD	Rohde&Schwarz
ETS 0096	DECT Signaling unit	PSMD-B11	Rohde&Schwarz
ETS 0097	Rack, 19", 36 HU	TS 89RA	Rohde&Schwarz
ETS 0098	System engineering and software	CS 893BE	Rohde&Schwarz
ETS 0099	Extension unit for basic version	TS 8930B	Rohde&Schwarz
ETS 0100	RF signal generator	SME-06	Rohde&Schwarz

Registration number: W6M20409-5462-C-1

FCC ID: PY3WG102

No.	Measurement device:	Type:	Manufacturer:
ETS 0101	DM-Coder	SME-B11	Rohde&Schwarz
ETS 0102	Pulse modulator	SM-B8	Rohde&Schwarz
ETS 0103	Pulse generator	SM-B4	Rohde&Schwarz
ETS 0104	Rear-panel connectors	SME-B19	Rohde&Schwarz
ETS 0105	High power synthesizer/ sweeper	SMP 22	Rohde&Schwarz
ETS 0106	Frequency extension	SMP-B11	Rohde&Schwarz
ETS 0107	RF attenuator for SMP 22	SMP-B15	Rohde&Schwarz
ETS 0108	DECT protocol tester TBR 22	TS 1220	Rohde&Schwarz
ETS 0109	Process controller	PSM 2	Rohde&Schwarz
ETS 0110	Real time signaling unit	PSMD-B2	Rohde&Schwarz
ETS 0111	PCM Realtime audio interface for	PSMD-B3	Rohde&Schwarz
ETS 0112	Synthesizer Module	PSMD-B4	Rohde&Schwarz
ETS 0113	Keyboard	PSA-Z2	Rohde&Schwarz
ETS 0114	RF step attenuator	RSG	Rohde&Schwarz
ETS 0115	Glide path		ETS
ETS 0116	RF Millivoltmeter	URV 55	Rohde&Schwarz
ETS 0117	Insertion unit	URV-Z2	Rohde&Schwarz
ETS 0118	Mixer	MFC 1000	Avcom
ETS 0119	Mixer	MFC 2000	Avcom
ETS 0120	RF step attenuator	TRI-50-20	INCO
ETS 0121	Oscilloscope	EO 147A	Serute
ETS 0122	Oscilloscope	5201	Dagatron
ETS 0123	RF step attenuator	RBU	Rohde&Schwarz
ETS 0124	Tripod	STA 2	Rohde&Schwarz
ETS 0125	Small components		
ETS 0126	Uninterruptible power supply	UPS - 1500	Sendon
ETS 0127	Uninterruptible power supply	UPS - 1000 LC	Sendon
ETS 0128	Uninterruptible power supply	UPS - 1000	Sendon
ETS 0129	Uninterruptible power supply	UPS - 500	Sendon
ETS 0130	Uninterruptible power supply	Power saver	Sendon
ETS 0131	Telephone connection box		Systel
ETS 0132	Frequency doubler	TR-0616	EMG
ETS 0133	Probe body	P6015	Tektronix
ETS 0134	Mains filter	MSF	Erika Fiedler
ETS 0135	Measuring switching point	AK 11	RFT
ETS 0136	Attenuator	33-6-34	Weinschel
ETS 0137	Multimeter	YX-360TRA	Mastech
ETS 0138	Multimeter	DT-9410	Diditec
ETS 0139	Multimeter	ST-9202	Standard
ETS 0140	High voltage generator	IP 6Wa	TPW
ETS 0141	Sliding bridge	J 573	RFT
ETS 0142	Impedance converter	TK 11	RFT
ETS 0143	Impedance converter	TK 12	RFT
ETS 0144			
ETS 0145			
ETS 0146	Probe	TK 103	MEB
ETS 0147	Active probe	ESH2-Z2	Rohde&Schwarz
ETS 0148	Test TV	21PT4301/00	Philips
ETS 0149	Power divider	ZAPD-21	MCL
ETS 0150	Switcher	HR07-720	Wisi
ETS 0151	Interference pulse generator	NSG 500C	Schaffner

Registration number: W6M20409-5462-C-1

FCC ID: PY3WG102

No.	Measurement device:	Type:	Manufacturer:
ETS 0152	Simulator for Load-Dump-Impulse	NSG 506C (I)	Schaffner
ETS 0153	Simulator for Load-Dump-Impulse	NSG 506C (II)	Schaffner
ETS 0154	Signal generator	SMG	Rohde&Schwarz
ETS 0155	Signal generator	SMG	Rohde&Schwarz
ETS 0156	Adjacent channel power meter	NKS	Rohde&Schwarz
ETS 0157	TV and Sat-Signal generator	VTG 700	Grundig
ETS 0158	TV and Sat Signal generator	VTG 700	Grundig
ETS 0159	Programmable power supply	TOE 8815	Toellner
ETS 0160	Protective wire and isolation tester	PI 6001 D	SPS electronic
ETS 0161	Filter system / consumer electronic		Fiedler
ETS 0162	Acoustic chamber	403-A	IAC
ETS 0163	Test head	BK 4602	Brüel & Kjær
ETS 0164	Simulator ear	BK 4185	Brüel & Kjær
ETS 0165	Simulator mouth	BK 4227	Brüel & Kjær
ETS 0166	Acoustic calibrator	BK 4231	Brüel & Kjær
ETS 0167	Communication Analysis System	CAS TE I	HEAD acoustics
ETS 0168	Acoustical test for DECT	CTR 10	HEAD acoustics
ETS 0169	Measurement - Frontend (analog)	MFE III	HEAD acoustics
ETS 0170	Measurement - Frontend (digital)	MFE IV	HEAD acoustics
ETS 0171	Electronic test cradle	TEH	HEAD acoustics
ETS 0172	Noise generator	HNG III.1	HEAD acoustics
ETS 0173	Speaker	Canton S Pluss	HEAD acoustics
ETS 0174	Measurement - Frontend line interface	MFE V	HEAD acoustics
ETS 0175	Software Line interface (analog)	COPTZV5	HEAD acoustics
ETS 0176	Acoustic volt meter	COP 4	HEAD acoustics
ETS 0177	Feeding bridge B	SBA 1000	ESP
ETS 0178	Open area test side	30m	ETS
ETS 0179	Open area test side	30m	ETS
ETS 0180	Artificial mains	NNB01/RFZ	ETS
ETS 0181	Test pin for protective wire	PE 156-i	SPS electronic
ETS 0182	Power supply	MX-9300	Maxcom
ETS 0183	Frequency counter	MX-9300	Maxcom
ETS 0184	Function generator	MX-9300	Maxcom
ETS 0185	Digital multimeter	MX-9300	Maxcom
ETS 0186	Power supply	DF 1730	WJG
ETS 0187	Power supply		TPW/RFT
ETS 0188	High voltage generator		
ETS 0189	Spectrum Analyzer	FSEB	Rohde&Schwarz
ETS 0190	Function generator	MX 2020	Maxcom
ETS 0191	Sweep function generator	7202	Dagatron
ETS 0192	Audio generator	7101	Dagatron
ETS 0193	Vibration table	N1-201-M	Sandex
ETS 0194	Digital multimeter	PMM 208	Dagatron
ETS 0195	Thermo hygro recorder		Amarell
ETS 0196	Digital thermometer	AK-688	KD
ETS 0197	Digital thermometer		Prima
ETS 0198	Digital thermometer	ad 170th	ama-digit
ETS 0199	Digital thermometer	ad 31th	ama-digit
ETS 0200	Digital thermometer / hygro meter	ad 90h	ama-digit
ETS 0201	Digital thermometer / hygro meter	37950-10	Cole Parmer
ETS 0202	Digital thermometer	ad 15th	ama-digit

Registration number: W6M20409-5462-C-1

FCC ID: PY3WG102

No.	Measurement device:	Type:	Manufacturer:
ETS 0203	Digital thermometer	Type K	Amarell
ETS 0204	Digital thermometer	ad 20th	ama-digit
ETS 0205	High voltage test generator	HA 3300 D	SPS electronic
ETS 0206	High voltage test accessories	HVGZ 312	SPS electronic
ETS 0207	Socket-Outlet torque balance	F 37.13	PTL
ETS 0208	Unjointed Finger probe	P 10.05	PTL
ETS 0209	Flexible Finger probe	P 10.01	PTL
ETS 0210	Spring operated impact hammer	P 22.50	PTL
ETS 0211	Metallic ball	F 53.32	PTL
ETS 0212	Hazardous live probe	P 10.06	PTL
ETS 0213	Hazardous live probe	P 10.11	PTL
ETS 0214	Ball pressure test apparatus	T 10.02	PTL
ETS 0215	Glow Wire tester	T 03.14	PTL
ETS 0216	Force indicator 50N	P 10.31	PTL
ETS 0217	Millivolt meter	URV 55	Rohde&Schwarz
ETS 0218	RF probe	URV5-Z7	Rohde&Schwarz
ETS 0219	Power sensor	NRV-Z2	Rohde&Schwarz
ETS 0220	Insertion unit	URV5-Z4	Rohde&Schwarz
ETS 0221	ISDN-S0-Analyser	K1403	Siemens
ETS 0222	ISDN Protocol Analyser	TE965	Tekelec Teleco.
ETS 0223	GSM/ PCN/ PCS-Simul.	TS8915B	Rohde & Schwarz
ETS 0224	GSM System Simulator	FTA	Rohde & Schwarz
ETS 0225	SIM Simulator		Orga
ETS 0226	SIM Editor		Orga
ETS 0227	Vibration table	TIRA vib	GenRad
ETS 0228	Climatic chamber	VT 4010	Vötsch
ETS 0229	Radio Commun. Tester	CMT 54	Rohde & Schwarz
ETS 0230	Radio Commun. Tester	CMD 65	Rohde & Schwarz
ETS 0231	Testreceiver	ESVS 30	Rohde & Schwarz
ETS 0232	Radiation test source	VSO 1	MEB
ETS 0233	Direction coupler	RK 100	MEB
ETS 0234	Power meter	NRVD	Rohde & Schwarz
ETS 0235	RF-network-analyser	8752 C	Hewlett Packard
ETS 0236	RF-amplifier	100A100	Amplifier Research
ETS 0237	RF-amplifier	100W1000M1	Amplifier Research
ETS 0238	Field strength meter	FM 2000	Amplifier Research
ETS 0239	Isotr. field probe 40 GHz	FP 2080 Kit	Amplifier Research
ETS 0240	Isotr. field probe 1 GHz	FP 2000 Kit	Amplifier Research
ETS 0241	Pulse Generator	4050	PicoSecond PL
ETS 0242	Harmonics analyser	F 41B	Fluke
ETS 0243	AC-clamp 1000 A	80i 1000s	Fluke
ETS 0244	Burst generator	EFT 200	EM-Test
ETS 0245	Load dump generator	LD 200	EM-Test
ETS 0246	Voltage drop simulator	VDS 200	EM-Test
ETS 0247	Microsecond generator	MPG 200	EM-Test
ETS 0248	Switch unit	AN 200	EM-Test
ETS 0249	Coupling network	CNA 200	EM-Test
ETS 0250	Coupling clamp	ACC	EM-Test
ETS 0252	System controller	PSM 12	Rohde & Schwarz
ETS 0253	Spectrum analyser	FSIO	Rohde & Schwarz
ETS 0254	RF generator	SMIO 03	Rohde & Schwarz

Registration number: W6M20409-5462-C-1

FCC ID: PY3WG102

No.	Measurement device:	Type:	Manufacturer:
ETS 0255	RF generator	SMIO 03	Rohde & Schwarz
ETS 0256	RF generator	SMP 03	Rohde & Schwarz
ETS 0257	Step attenuator	RSP	Rohde & Schwarz
ETS 0258	Rubidium standard	RSTU	DATUM GmbH
ETS 0259	Power meter	NRVD	Rohde & Schwarz
ETS 0260	Power sensor	NRVD-Z1	Rohde & Schwarz
ETS 0261	Power sensor	NRVD-Z1	Rohde & Schwarz
ETS 0262	Switching unit	SSCU	Rohde & Schwarz
ETS 0263	Signaling unit		Wird
ETS 0264	Spectrum analyser	F 1048	HAMEG
ETS 0265	Loop antenna	HFRA 9150	Schwarzbeck
ETS 0267	RF signal generator	SMT 03	Rohde & Schwarz
ETS 0268	RF signal generator	SMP 02	Rohde & Schwarz
ETS 0270	RF signal generator	SMP 04	Rohde & Schwarz
ETS 0271	Test receiver	ESI 40	Rohde & Schwarz
ETS 0272	RF signal generator	SME 03	Rohde & Schwarz
ETS 0273	RF signal generator	SME 03	Rohde & Schwarz
ETS 0274	RF signal generator	SMY 01	Rohde & Schwarz
ETS 0275	Power sensor	NRV-Z51	Rohde & Schwarz
ETS 0276	Audio analyser	UPL	Rohde & Schwarz
ETS 0277	Power sensor	NRV-Z1	Rohde & Schwarz
ETS 0278	Power sensor	NRV-Z31	Rohde & Schwarz
ETS 0279	Step attenuator	RSP	Rohde & Schwarz
ETS 0280	Power meter	NRVD	Rohde & Schwarz
ETS 0281	Spectrum analyser	FSM	Rohde & Schwarz
ETS 0282	RF bridge	86207 A	Hewlett Packard
ETS 0283	RF bridge	86205 A	Hewlett Packard
ETS 0284	Field probe	11940 A	Hewlett Packard
ETS 0285	Field probe	11941 A	Hewlett Packard
ETS 0286	Limitter	11867 A	Hewlett Packard
ETS 0287	Test receiver	ESHS 10	Rohde & Schwarz
ETS 0288	Artificial mains	ESH2-Z5	Rohde & Schwarz
ETS 0289	Audio generator	TAG 101	Troneer
ETS 0290	Audio generator	TAG 101	Troneer
ETS 0291	Loop antenna	HFH2-Z2	Rohde & Schwarz
ETS 0292	RF generator	SMHU	Rohde & Schwarz
ETS 0293	Artificial mains	NNBM 8125	Schwarzbeck
ETS 0294	Biconical antenna	HK 116	Rohde & Schwarz
ETS 0295	LPD antenna	HL 223	Rohde & Schwarz
ETS 0296	Oscilloscope	TDS 520 A	Tektronix
ETS 0297	Power pulse generator	IGUF 2910	Schwarzbeck
ETS 0298	ICO tester	TS 1232	Rohde & Schwarz
ETS 0299	DECT protocol tester	TS 1220	Rohde & Schwarz
ETS 0300	RF amplifier	75 A 250	Amplifier Research
ETS 0301	Relay switch unit	RSU	Rohde & Schwarz
ETS 0302	Data line CDN	CM-I/O CD	Kevtek
ETS 0303	Telecom line CDN	CM-TEL CD	Kevtek
ETS 0304	Test receiver	ESHS 10	Rohde & Schwarz
ETS 0305	Test receiver	ESVS 10	Rohde & Schwarz
ETS 0306	Function generator	HP 33120A	Hewlett Packard
ETS 0307	Commu. Sign. Analyser	CSA 803 A	Tektronix

Registration number: W6M20409-5462-C-1

FCC ID: PY3WG102

No.	Measurement device:	Type:	Manufacturer:
ETS 0308	Spectrum analyzer	R 3361A	Advantest
ETS 0309	Anechoic chamber	AC 2	Frankonia
ETS 0310	Anechoic chamber	AC 3	Frankonia
ETS 0311	Anechoic chamber	AC 4	Frankonia
ETS 0312	Climatic chamber	VC 0033	Vötsch
ETS 0313	Power sensor	NRV-Z51	Rohde & Schwarz
ETS 0314	LPD antenna	HL 223	Rohde & Schwarz
ETS 0315	Biconical antenna	HK 116	Rohde & Schwarz
ETS 0316	Switcher	Hr 07-720	WISI
ETS 0317	Switcher	Hr 07-720	WISI
ETS 0318	Dial pulse/ DTMF tester	210	HE
ETS 0319	Opto link	GPIB 140	NI
ETS 0320	Opto link	GPIB 140	NI
ETS 0321	RF Millivoltmeter	URV 55	Rohde & Schwarz
ETS 0322	Insertion unit	URV5-Z4	Rohde & Schwarz
ETS 0323	DECT portable part	Gigaset 1000	SIEMENS
ETS 0324	DECT fix part	Gigaset 1000	SIEMENS
ETS 0325	DECT portable part		Philips
ETS 0326	DECT fix part		Philips
ETS 0327	Blue Unit	V 2.0	Nokia
ETS 0328	BT Protocol tester	PTW 60	Rohde & Schwarz
ETS 0330	Spectrum analyzer	FSM	Rohde & Schwarz
ETS 0333	turn table	DE 350	Heinrich Deisel
ETS 0334	Controller	HD 100	Heinrich Deisel
ETS 0335	BT Development kit	CASIRA	CSR
ETS 0336	LPD Antenna	HL 223	Rohde & Schwarz
ETS 0337	Professional Power Amplifier	SE-1200	Wharfedale Pro
ETS 0338	Coupling network	KN002	ETS
ETS 0339	Isolating Transformer	KN003	ETS
ETS 0340	Bluetooth test set	TS8960	Rohde & Schwarz
ETS 0341	EN 61000-4-8 Test System	F-1000-4-8/9/10-L	Fisher Custom

Registration number: W6M20409-5462-C-1

FCC ID: PY3WG102

2.4 General Test Procedure

POWER LINE CONDUCTED INTERFERENCE: The procedure used was ANSI STANDARD C63.4-2000 using a 50 μ H LISN (if necessary). Both lines were observed. The bandwidth of the spectrum analyzer was 10 kHz with an appropriate sweep speed.

RADIATION INTERFERENCE: The test procedure used was according to ANSI STANDARD C63.4-2000 employing a spectrum analyzer. For investigated frequency is equal to or below 1GHz, the RBW and VBW of the spectrum analyzer was 100 kHz and 100kHz respectively with an appropriate sweep speed. For investigated frequency is above 1GHz, both of RBW and VBW of the spectrum analyzer were 1 MHz with an appropriate sweep speed. The analyzer was calibrated in dB above a microvolt at the output of the antenna. The ambient temperature of the UUT was 23°C with a humidity of 40 %.

FORMULA OF CONVERSION FACTORS: The Field Strength at 3m was established by adding the meter reading of the spectrum analyzer (which is set to read in units of dB μ V) to the antenna correction factor supplied by the antenna manufacturer. The antenna correction factors are stated in terms of dB.

Example:

Freq (MHz)	METER READING + ACF + CABLE LOSS (to the receiver) = FS
33	20 dB μ V + 10.36 dB + 6 dB = 36.36 dB μ V/m @3m

The UUT was placed on a table 80 cm high and with dimensions of 1m by 1.5m (non metallic table) and arranged according to ANSI C63.4-2000 Section 13.1.2. The table used for radiated measurements is capable of continuous rotation. The spectrum was scanned from 30 MHz to the frequency specified as follows:

- (1) If the intentional radiator operates below 10 GHz: to the tenth harmonic of the highest fundamental frequency or to 40 GHz, whichever is lower.
- (2) If the intentional radiator operates at or above 10 GHz and below 30 GHz: to the fifth harmonic of the highest fundamental frequency or to 100 GHz, whichever is lower.
- (3) If the intentional radiator operates at or above 30 GHz: to the fifth harmonic of the highest fundamental frequency or to 200 GHz, whichever is lower, unless specified otherwise elsewhere in the rules.
- (4) If the intentional radiator contains a digital device, regardless of whether this digital device controls the functions of the intentional radiator or the digital device is used for additional control or function purposes other than to enable the operation of the intentional radiator, the frequency range shall be investigated up to the range specified in paragraphs (a)(1)-(a)(3) of this section or the range applicable to the digital device, as shown in paragraph (b)(1) of this Section, whichever is the higher frequency range of investigation.

For hand-held devices, a exploratory test was performed with three (3) orthogonal planes to determine the highest emissions.

Measurements were made by ETS Dr. Genz GmbH, Germany at the registered open field test site located at Storkower Str. 38c, 15526 Reichenwalde Germany. The Registration Number: 96970.

Registration number: W6M20409-5462-C-1

FCC ID: PY3WG102

When an emission was found, the table was rotated to produce the maximum signal strength. At this point, the antenna was raised and lowered from 1m to 4m. The antenna was placed in both the horizontal and vertical planes.

When the radiated emission limits are expressed in terms of the average value of the emission, and pulsed operation is employed, the measurement field strength shall be determined by averaging over one complete pulse train, including blanking intervals, as long as the pulse train does not exceed 0.1 seconds. As an alternative (provided the transmitter operates for longer than 0.1 seconds) or in cases where the pulse train exceeds 0.1 seconds, the measured field strength shall be determined from the average absolute voltage during a 0.1 second interval during which the field strength is at its maximum value.

The formula is as follows:

Average = Peak + Duty Factor

Duty Factor = $20 \log(\text{dwell time}/T)$

T = 100ms when the pulse train period is over 100 ms or the period of the pulse train.

Modified Limits for peak according to 15.35 (b) = Max Permitted average Limits + 20dB

ANTENNA & GROUND:

This unit uses four different antenna. (see photo).

Type of antenna (A) : RF antenna assembly

Type of antenna (B) : 5 dBi Omni-directional Antenna

Type of antenna (C) : 9 dBi Omni-directional Antenna

Type of antenna (D) : 18 dBi Patch Panel Directional Antenna

Registration number: W6M20409-5462-C-1

FCC ID: PY3WG102

3 Test results (enclosure)

TEST CASE	Required	Test passed	Test failed
Peak Output Power 15.247(b)(3)	<input checked="" type="checkbox"/>	<input checked="" type="checkbox"/>	<input type="checkbox"/>
Equivalent radiated Power 15.247(b)(3)	<input checked="" type="checkbox"/>	<input checked="" type="checkbox"/>	<input type="checkbox"/>
Spurious Emissions radiated – Transmitter operating 15.247(c)	<input checked="" type="checkbox"/>	<input checked="" type="checkbox"/>	<input type="checkbox"/>
Band Edge Measurement	<input checked="" type="checkbox"/>	<input checked="" type="checkbox"/>	<input type="checkbox"/>
Minimum 6 dB Bandwidth 15.247(a)(2)	<input checked="" type="checkbox"/>	<input checked="" type="checkbox"/>	<input type="checkbox"/>
Peak Power Spectral Density 15.247(d)	<input checked="" type="checkbox"/>	<input checked="" type="checkbox"/>	<input type="checkbox"/>
Power Line Conducted Emission 15.207	<input checked="" type="checkbox"/>	<input checked="" type="checkbox"/>	<input type="checkbox"/>

The follows is intended to leave blank.

Registration number: W6M20409-5462-C-1

FCC ID: PY3WG102

3.1 Peak Output Power (transmitter)

FCC Rule: 15.247(b)(3)

This measurement applies to equipment with an integral antenna and to equipment with an antenna connector and equipped with an antenna as declared by the applicant.

The power was measured with modulation (declared by the applicant).

Test condition		Conducted Power		
		Channel A	Channel B	Channel C
		[dBm]	[dBm]	[dBm]
$T_{nom} = 23^{\circ}\text{C}$	$V_{nom} = 120 \text{ V}$	15.39	15.75	15.52
Measurement uncertainty		< 3 dB		

Type of Antenna (A)

Test condition $T_{nom} = 23^{\circ}\text{C}$, $V_{nom} = 120 \text{ V}$	Signal Field strength TX highest power mode dB μ V/m
Frequency [MHz]	
2462	106.11
Measurement uncertainty	< 3 dB

Type of Antenna (B)

Test condition $T_{nom} = 23^{\circ}\text{C}$, $V_{nom} = 120 \text{ V}$	Signal Field strength TX highest power mode dB μ V/m
Frequency [MHz]	
2412	102.72
Measurement uncertainty	< 3 dB

Type of Antenna (C)

Test condition $T_{nom} = 23^{\circ}\text{C}$, $V_{nom} = 120 \text{ V}$	Signal Field strength TX highest power mode dB μ V/m
Frequency [MHz]	
2462	104.31
Measurement uncertainty	< 3 dB

Registration number: W6M20409-5462-C-1

FCC ID: PY3WG102

Type of Antenna (D)

Test condition $T_{nom} = 23^{\circ}\text{C}$, $V_{nom} = 120 \text{ V}$	Signal Field strength TX highest power mode dB μ V/m
Frequency [MHz]	
2437	95.21
Measurement uncertainty	< 3 dB

Remarks: The diagrams for the field strength measurements are included in Appendix.

Limits:

Frequency MHz	Power dBm
902 - 928	30
2400 – 2483.5	30
5725 – 5850	30

In case of employing transmitter antennas having antenna gain > 6 dBi and using fixed point-to-point operation consider §15.247 (b)(4)

Test equipment used: ETS 0125,ETS 0340

Registration number: W6M20409-5462-C-1

FCC ID: PY3WG102

3.2 Equivalent isotropic radiated power

FCC Rule: 15.247(b)(3)

EIRP = max. conducted output power + antenna gain

EIRP = 15.75 dBm + 5.0 dBi

= 20.75 dBm

Limit: EIRP = +36 dBm for Antenna gain <6dBi

3.2.1 Transmitter

Integral Antenna:

At the transmitter the measurement was transacted with the modulation declared by the manufacturer and the maximum available output power of the EUT.

In this arrangement the EUT fulfils the requirements of the FCC rules §15.247, subpart C, section b.

3.3 RF Exposure Compliance Requirements

The test sample is a WLAN access point intended for fixed installation.

FCC OET Bulletin 65 Edition 97.01 determines the equations for predicting RF fields and applicable limits.

The prediction for power density in the far-field but will over-predict power density in the near field, where it could be used for walking a “worst case” or conservative prediction.

$$S = \frac{PG}{4 R^2}$$

S – Power Density

P – Output power ERP

R – Distance

D – Cable Loss

AG – Antenna Gain G = AG-D

Item	Unit	Value	Remarks
P	mW	37.58	Peak value
D	dB		
AG	dBi		
G		5.0	Calculated Value
R	cm	20	Assumed value
S	mW/cm ²	0.03738261	Calculated value

Limits:

Limit for General Population / Uncontrolled Exposure	
Frequency (MHz)	Power Density (mW/cm ²)
1500 – 100.000	1,0

Registration number: W6M20409-5462-C-1

FCC ID: PY3WG102

3.4 Transmitter Radiated Emissions in Restricted Bands

FCC Rules: 15.247 (c), 15.205, 15.209, 15.35

Radiated emission measurements were performed from 30 MHz to 1000 MHz.

For radiated emission tests, the analyzer setting was as followings:

Frequency 1 GHz, RBW:100 kHz, VBW: 100 kHz (Peak measurements)

Frequency > 1 GHz, RBW: 1 MHz, VBW: 1 MHz (Peak measurements)

Frequency > 1 GHz, RBW:1 MHz, VBW: 100Hz (Average measurements)

Limits.

For frequencies below 1GHz:

Frequency of Emission (MHz)	Field strength (microvolts/meter)	Field Strength (dB microvolts/meter)
30 - 88	100	40.0
88 - 216	150	43.5
216 - 960	200	46.0
Above	500	54.0

For frequencies above 1GHz (Average measurements).

Guidance on Measurement of DSSS Systems:

“If the emission is pulsed, modify the unit for continuous operation, use the setting shown above, then correct the reading by subtracting the peak-average correction factor, derived from the appropriate duty cycle calculation.”

The correction factor, based on the total channel dwell time in a 100 ms period, may be mathematically applied to a measurement made with an average detector, to further reduce the value.

Duty cycle correction = $20 \log(\text{dwell time} / 100\text{ms})$

No duty cycle correction was added to the reading.

$54.0\text{dB } \mu\text{V/m} + 20 \text{ dB} = 74 \text{ dB } \mu\text{V/m}$

Remarks: see attached diagrams

Test equipment used: ETS 0125, ETS 0271

Registration number: W6M20409-5462-C-1

FCC ID: PY3WG102

3.5 Spurious Emissions (tx)

Spurious emission was measured with modulation (declared by manufacturer).

In any 100 kHz bandwidth outside the frequency band in which the intentional radiator is operating, the radio frequency power that is produced by the intentional radiator shall be at least 20dB below that in the 100 kHz bandwidth within the band that contains the highest level of the desired power, based on either an RF conducted or a radiated measurement. Attenuation below the general limits specified in § 15.209(a) is not required. In addition, radiated emissions which fall in the restricted bands, as defined in § 15.205(a), must also comply with the radiated emission limits specified in § 15.209(a) (see § 15.205(c))

FCC Rule: 15.247(c), 15.35

For out of band emissions that are close to or that exceed the 20 dB attenuation requirement described in the specification, radiated measurements were performed at a 3 m separation distance to determine whether these emissions complied with the general radiated emission requirement.

Limits:

For frequencies below 1GHz:

Max. reading – 20 dB

106.11 dB μ V/m- 20 dB= 86.11 dB μ V/m

Guidance on Measurement of DSSS Systems:

“If the emission is pulsed, modify the unit for continuous operation, use the settings shown above, then correct the reading by subtracting the peak-average correction factor, derived from the appropriate duty cycle calculation.”

The correction factor, based on the total channel dwell time in a 100 ms period, may be mathematically applied to a measurement made with an average detector, to further reduce the value.

Duty Cycle correction = $20 \log (\text{dwell time}/100\text{ms})$

For frequencies above 1GHz (Peak measurements).

Limit = max. aver. Reading-20dB+20dB(because Peak detector is used)

86.11 dB μ V/m

For frequencies above 1GHz (Average measurements).

Max. reading – 20dB

No duty cycle correction was added to the reading

106.11 dB μ V/m- 20 dB= 86.11 dB μ V/m

Remarks: See attached diagrams.

Test equipment used: ETS 0125, ETS 0271

SAMPLE CALCULATION OF LIMIT. All results will be updated by an automatic measuring system in accordance with point 2.3.

Calculation of test results:

Registration number: W6M20409-5462-C-1

FCC ID: PY3WG102

Such factors like antenna correction, cable loss, external attenuation etc. are already included in the provided measurement results. This is done by using validated test software and calibrated test system according the accreditation requirements.

The peak and average spurious emission plots was measured with the average limits.

In the Table being listed the critical peak and average value and exhibit the compliance with the above calculated Limits.

If in the column's correction factor states a value then the max. Field strength in the same row is corrected by a value gained from the "Duty-Cycle Correction Factor".

Summary table with radiated data of the test plots

Type of Antenna (A)

Freq.	Used Ch.	Frequency Marker [MHz]	Polarization	corrections dB	Corrected Reading [dBuV/m]	Compliance Limit [dBuV/m]	Detector	BW [MHz]	Margin
1	1	125,050	H		30,51	43,5	PK	0,1	12,99
1	1	125,050	V		27,10	43,5	PK	0,1	16,40
2	1	249,699	H		37,21	46	PK	0,1	8,79
2	1	499,799	H		41,19	86,11	PK	0,1	44,92
2	1	249,699	V		36,91	46	PK	0,1	9,09
2	1	499,799	V		40,55	86,11	PK	0,1	45,56
3	1	1078,531	V		35,97	54	PK	1	18,03
3	1	2015,542	V		42,87	86,11	PK	1	43,24
3	1	2687,158	V		51,10	54	PK	1	2,90
3	1	1080,131	H		48,51	54	PK	1	5,49
3	1	1438,866	H		37,54	54	PK	1	16,46
3	1	2015,563	H		41,13	86,11	PK	1	44,98
4	1	7246,492	V		50,20	86,11	PK	1	35,91
4	1	7343,112	H		51,11	54	PK	1	2,89
5	1	11607,214	V		48,54	54	PK	1	5,46
5	1	11553,141	H		42,33	54	PK	1	11,67
6	1	17819,639	V		52,97	54	PK	1	1,03
6	1	17771,541	H		52,21	54	PK	1	1,79
7	1	25971,123	V		53,99	86,11	PK	1	32,12
7	1	21427,132	H		53,41	86,11	PK	1	32,70
1	6	125,050	H		31,97	43,5	PK	0,1	11,53
1	6	125,050	V		28,31	43,5	PK	0,1	15,19
2	6	249,699	H		37,12	46	PK	0,1	8,88
2	6	450,100	H		42,48	86,11	PK	0,1	43,63
2	6	249,699	V		37,61	46	PK	0,1	8,39
2	6	499,799	V		41,33	86,11	PK	0,1	44,78
3	6	1080,160	V		38,35	54	PK	1	15,65

Registration number: W6M20409-5462-C-1

FCC ID: PY3WG102

3	6	2015,732	V		43,30	86,11	PK	1	42,81
3	6	2688,254	V		51,31	54	PK	1	2,69
3	6	1080,157	H		47,08	54	PK	1	6,92
3	6	1440,880	H		37,13	54	PK	1	16,87
3	6	2014,531	H		42,01	86,11	PK	1	44,10
3	6	2688,231	H		44,91	54	PK	1	9,09
4	6	7310,621	V		50,79	54	PK	1	3,21
4	6	7639,278	H		50,86	54	PK	1	3,14
5	6	11374,749	V		47,60	54	PK	1	6,40
5	6	11567,134	H		47,71	54	PK	1	6,29
6	6	17855,711	V		52,24	54	PK	1	1,76
6	6	17819,631	H		52,30	54	PK	1	1,70
7	6	21142,131	V		52,86	54	PK	1	1,14
7	6	21597,112	H		54,01	86,11	PK	1	32,10
1	11	125,050	H		31,66	43,5	PK	0,1	11,84
1	11	125,050	V		27,31	43,5	PK	0,1	16,19
2	11	249,699	H		36,76	46	PK	0,1	9,24
2	11	450,100	H		43,09	86,11	PK	0,1	43,02
2	11	249,699	V		36,61	46	PK	0,1	9,39
2	11	499,799	V		41,07	86,11	PK	0,1	45,04
3	11	1078,813	V		36,88	54	PK	1	17,12
3	11	2015,619	V		40,62	86,11	PK	1	45,49
3	11	2688,774	V		49,90	54	PK	1	4,10
3	11	1078,141	H		47,51	54	PK	1	6,49
3	11	1440,871	H		37,21	54	PK	1	16,79
3	11	2688,241	H		43,11	54	PK	1	10,89
4	11	7382,765	V		50,58	54	PK	1	3,42
4	11	7382,144	H		51,22	54	PK	1	2,78
5	11	11294,589	V		48,17	54	PK	1	5,83
5	11	11615,230	H		49,02	54	PK	1	4,98
6	11	17927,855	V		52,79	54	PK	1	1,21
6	11	17759,519	H		52,39	54	PK	1	1,61
7	11	21330,121	V		53,81	54	PK	1	0,19
7	11	21342,117	H		52,91	54	PK	1	1,09

Registration number: W6M20409-5462-C-1

FCC ID: PY3WG102

Type of Antenna (B)

Freq.	Used Ch.	Frequency Marker [MHz]	Polarization	corrections dB	Corrected Reading [dBuV/m]	Compliance Limit [dBuV/m]	Detector	BW [MHz]	Margin
1	1	110,741	H		37,31	43,5	PK	0,1	6,19
1	1	172,745	V		34,61	43,5	PK	0,1	8,89
2	1	249,699	V		38,75	46	PK	0,1	7,25
2	1	990,380	H		41,07	54	PK	0,1	12,93
3	1	1078,156	V		39,05	54	PK	1	14,95
3	1	2688,254	V		51,42	54	PK	1	2,58
3	1	1078,156	H		41,24	54	PK	1	12,76
3	1	2688,254	H		50,52	54	PK	1	3,48
4	1	4697,394	V		45,92	54	PK	1	8,08
4	1	7607,214	V		51,13	54	PK	1	2,87
4	1	7310,621	H		51,28	54	PK	1	2,72
5	1	11583,166	V		48,94	54	PK	1	5,06
5	1	11623,246	H		49,83	54	PK	1	4,17
6	1	17783,567	V		53,67	54	PK	1	0,33
6	1	17807,615	H		53,66	54	PK	1	0,34
7	1	19345,691	H		50,30	54	PK	1	3,70
7	1	22973,947	V		51,70	54	PK	1	2,30
1	6	108,697	H		37,25	43,5	PK	0,1	6,25
1	6	173,086	V		35,11	43,5	PK	0,1	8,39
2	6	249,699	V		39,66	46	PK	0,1	6,34
2	6	990,380	H		41,11	54	PK	0,1	12,89
3	6	1080,160	V		40,68	54	PK	1	13,32
3	6	2015,571	V		45,97	82,72	PK	1	36,75
3	6	2688,254	V		52,63	54	PK	1	1,37
3	6	1080,160	H		40,87	54	PK	1	13,13
3	6	2688,254	H		50,76	54	PK	1	3,24
4	6	7631,262	V		52,22	54	PK	1	1,78
4	6	7382,765	H		52,92	54	PK	1	1,08
5	6	11551,102	V		50,13	54	PK	1	3,87
5	6	11406,813	H		49,34	54	PK	1	4,66
6	6	17987,975	H		53,62	54	PK	1	0,38
6	6	17783,567	V		53,02	54	PK	1	0,98
7	6	21270,541	V		51,45	54	PK	1	2,55
7	6	21304,609	H		51,27	54	PK	1	2,73
1	11	173,086	V		35,20	43,5	PK	0,1	8,30
1	11	108,697	H		37,33	43,5	PK	0,1	6,17
2	11	249,699	V		38,95	46	PK	0,1	7,05
2	11	990,380	H		41,36	54	PK	0,1	12,64
3	11	1080,160	V		43,23	54	PK	1	10,77
3	11	2688,254	V		52,17	54	PK	1	1,83



Registration number: W6M20409-5462-C-1

FCC ID: PY3WG102

3	11	1080,160	H		41,38	54	PK	1	12,62
3	11	2688,254	H		48,72	54	PK	1	5,28
4	11	7358,717	V		51,74	54	PK	1	2,26
4	11	7486,973	H		51,63	54	PK	1	2,37
5	11	11583,166	V		50,25	54	PK	1	3,75
5	11	11623,246	H		49,64	54	PK	1	4,36
6	11	17927,855	V		52,89	54	PK	1	1,11
6	11	17879,759	H		53,37	54	PK	1	0,63
7	11	22650,300	V		51,48	54	PK	1	2,52
7	11	22820,641	H		51,59	54	PK	1	2,41

Registration number: W6M20409-5462-C-1

FCC ID: PY3WG102

Type of Antenna (C)

Freq.	Used Ch.	Frequency Marker [MHz]	Polarization	corrections dB	Corrected Reading [dBuV/m]	Compliance Limit [dBuV/m]	Detector	BW [MHz]	Margin
1	1	124,989	V		35,63	43,5	PK	0,1	7,87
1	1	125,050	H		33,43	43,5	PK	0,1	10,07
2	1	250,003	H		40,59	46	PK	0,1	5,41
2	1	990,380	H		40,09	54	PK	0,1	13,91
3	1	1078,315	V		37,80	54	PK	1	16,20
3	1	2360,312	V		46,77	54	PK	1	7,23
3	1	2688,112	V		49,81	54	PK	1	4,19
3	1	1078,256	H		38,64	54	PK	1	15,36
3	1	1621,212	H		38,15	54	PK	1	15,85
3	1	2688,209	H		41,02	54	PK	1	12,98
4	1	7278,557	V		50,54	54	PK	1	3,46
4	1	7278,145	H		50,53	54	PK	1	3,47
5	1	11567,134	V		50,12	54	PK	1	3,88
5	1	11663,356	H		48,53	54	PK	1	5,47
6	1	17855,723	V		52,54	54	PK	1	1,46
6	1	17747,990	H		52,40	54	PK	1	1,60
7	1	22905,811	V		51,35	54	PK	1	2,65
7	1	22718,436	H		51,13	54	PK	1	2,87
1	6	124,893	H		30,56	43,5	PK	0,1	12,94
1	6	125,131	V		34,33	43,5	PK	0,1	9,17
2	6	250,112	H		40,32	46	PK	0,1	5,68
2	6	990,762	H		39,18	54	PK	0,1	14,82
2	6	249,883	V		40,05	46	PK	0,1	5,95
3	6	1078,166	V		35,36	54	PK	1	18,64
3	6	2358,372	V		51,08	54	PK	1	2,92
3	6	2688,509	V		47,64	54	PK	1	6,36
3	6	1078,133	H		40,31	54	PK	1	13,69
3	6	1621,584	H		37,96	54	PK	1	16,04
3	6	2688,694	H		41,93	54	PK	1	12,07
4	6	7318,627	V		51,10	54	PK	1	2,90
4	6	7310,831	H		50,71	54	PK	1	3,29
5	6	11591,823	V		48,26	54	PK	1	5,74
5	6	11607,214	H		48,98	54	PK	1	5,02
6	6	17807,615	V		52,83	54	PK	1	1,17
6	6	17831,723	H		52,72	54	PK	1	1,28
7	6	22786,573	V		51,68	54	PK	1	2,32
7	6	22633,266	H		51,59	54	PK	1	2,41
1	11	125,122	V		36,73	43,5	PK	0,1	6,77
1	11	124,932	H		32,23	43,5	PK	0,1	11,27
2	11	250,011	V		40,09	46	PK	0,1	5,91

Registration number: W6M20409-5462-C-1

FCC ID: PY3WG102

2	11	250,030	H		40,18	46	PK	0,1	5,82
3	11	1078,633	V		36,13	54	PK	1	17,87
3	11	2352,204	V		47,38	54	PK	1	6,62
3	11	2688,843	V		48,89	54	PK	1	5,11
3	11	1080,116	H		40,12	54	PK	1	13,88
3	11	1619,833	H		40,63	54	PK	1	13,37
3	11	2688,911	H		41,23	54	PK	1	12,77
4	11	7382,765	V		50,55	54	PK	1	3,45
4	11	7390,467	H		50,83	54	PK	1	3,17
5	11	11599,397	V		49,83	54	PK	1	4,17
5	11	11567,962	H		48,87	54	PK	1	5,13
6	11	17783,567	V		53,25	54	PK	1	0,75
6	11	17771,086	H		52,98	54	PK	1	1,02
7	11	22309,619	V		52,19	54	PK	1	1,81
7	11	21270,541	H		51,71	54	PK	1	2,29

Registration number: W6M20409-5462-C-1

FCC ID: PY3WG102

Type of Antenna (D)

Freq.	Used Ch.	Frequency Marker [MHz]	Polarization	corrections dB	Corrected Reading [dBuV/m]	Compliance Limit [dBuV/m]	Detector	BW [MHz]	Margin
1	1	125,050	V		27,84	43,5	PK	0,1	15,66
1	1	170,701	V		30,24	43,5	PK	0,1	13,26
1	1	170,360	H		31,89	43,5	PK	0,1	11,61
2	1	249,699	H		37,5	46	PK	0,1	8,5
2	1	249,699	V		39,26	46	PK	0,1	6,74
2	1	947,094	V		39,73	75,21	PK	0,1	35,48
3	1	1080,160	H		42,9	54	PK	1	11,10
3	1	1619,238	H		38,08	54	PK	1	15,92
3	1	1078,156	V		34,25	54	PK	1	19,75
3	1	2688,254	V		43,02	54	PK	1	10,98
4	1	7575,150	H		51,62	54	PK	1	2,38
4	1	7302,605	V		51,67	54	PK	1	2,33
5	1	10869,739	H		48,41	54	PK	1	5,59
5	1	10917,835	V		48,17	54	PK	1	5,83
6	1	15907,815	H		50,53	54	PK	1	3,47
6	1	13298,597	V		50,92	54	PK	1	3,08
7	1	23978,957	H		52,85	75,21	PK	1	22,36
7	1	21236,472	H		52,13	54	PK	1	1,87
7	1	22650,300	V		52,25	54	PK	1	1,75
1	6	125,050	V		28,07	43,5	PK	0,1	15,43
1	6	172,745	V		31,29	43,5	PK	0,1	12,21
1	6	118,917	H		26,31	43,5	PK	0,1	17,19
2	6	349,699	H		36,78	75,21	PK	0,1	38,43
2	6	499,799	H		37,91	75,21	PK	0,1	37,30
2	6	249,699	V		38,88	46	PK	0,1	7,12
2	6	749,899	V		37,93	75,21	PK	0,1	37,28
3	6	1078,156	H		40,37	54	PK	1	13,63
3	6	1070,941	H		38,55	54	PK	1	15,45
3	6	1078,156	V		34,23	54	PK	1	19,77
3	6	1348,697	V		34,46	54	PK	1	19,54
3	6	2687,258	V		42,25	54	PK	1	11,75
4	6	4641,282	H		46,88	54	PK	1	7,12
4	6	4705,410	V		46,29	54	PK	1	7,71
5	6	8464,929	H		44,97	54	PK	1	9,03
5	6	9418,837	V		46,45	54	PK	1	7,55
6	6	13250,501	H		50,34	54	PK	1	3,66
6	6	13274,549	V		49,88	54	PK	1	4,12
7	6	21372,745	H		52,48	54	PK	1	1,52
7	6	22462,925	V		52,15	54	PK	1	1,85
7	6	18766,533	V		51,60	54	PK	1	2,40
1	11	119,939	V		31,07	43,5	PK	0,1	12,43

Registration number: W6M20409-5462-C-1

FCC ID: PY3WG102

1	11	125,050	V		27,99	43,5	PK	0,1	15,51
1	11	118,577	H		26,13	43,5	PK	0,1	17,37
1	11	171,042	H		32,38	43,5	PK	0,1	11,12
2	11	249,699	H		37,25	43,5	PK	0,1	4,44
2	11	249,699	V		39,06	75,21	PK	0,1	36,15
2	11	947,094	V		40,22	75,21	PK	0,1	34,99
3	11	1080,160	H		40,29	54	PK	1	13,71
3	11	1621,242	H		38,47	54	PK	1	15,53
3	11	1080,160	V		35,28	54	PK	1	18,72
3	11	2688,254	V		42,95	54	PK	1	11,05
4	11	7639,278	H		51,65	54	PK	1	2,35
4	11	7422,845	V		51,06	54	PK	1	2,94
5	11	11462,925	H		48,77	54	PK	1	5,23
5	11	9402,805	V		45,55	54	PK	1	8,45
6	11	13262,525	H		50,58	54	PK	1	3,42
6	11	13286,573	V		50,07	54	PK	1	3,93
7	11	21270,541	H		52,00	54	PK	1	2,00
7	11	23076,152	H		52,53	54	PK	1	1,47
7	11	21100,200	V		51,46	54	PK	1	2,54
7	11	22888,777	V		52,46	54	PK	1	1,54

Freq. – Frequency Range:

1:	30	-	200 MHz
2:	200	-	1000 MHz
3:	1	-	4 GHz
4:	4	-	8 GHz
5:	8	-	12 GHz
6:	12	-	17 GHz
7:	17	-	26.5 GHz

All not in the table noted test results are more than 20 dB below the relevant limits.

All other not noted test polts do not contain significant test results in relation to the limits.

TEST RESULT (Transmitter): The unit DOES meet the FCC requirements.

Comment: see attached diagrams

Test equipment used: ETS 0125, ETS 0340, ETS 0271

Registration number: W6M20409-5462-C-1

FCC ID: PY3WG102

3.6 Minimum 6 dB Bandwidth

The analyzer ResBW was set to 100 kHz. For each RF output channel investigated, the spectrum analyzer center frequency was set to the channel carrier. A PEAK reading was taken, two markers were set 6 dB below the maximum level on the right and the left side of the emission.

The 6 dB bandwidth is the frequency difference between the two markers.

Test conditions		6 dB Bandwidth		
		Channel A	Channel B	Channel C
$T_{nom} = 23^{\circ}\text{C}$	$V_{nom} = 120 \text{ V}$	11.02204409 MHz	10.98196393 MHz	10.86172345 MHz
Measurement uncertainty		< 10 Hz		

Limits:

Frequency Range MHz	Limits
902-928	min 500 kHz
2400-2483.5	min 500 kHz
5725-5850	min 500 kHz

Test equipment used: ETS 0125, ETS 0271

Comment: see attached diagram

Registration number: W6M20409-5462-C-1

FCC ID: PY3WG102

3.7 Peak Power Spectral Density

Peak Power Spectral density is a measured at low, middle and high channel.

The peak output power is measured with a measurement bandwidth of 10 MHz and displayed on diagram together with Peak Power Spectral Density result which was measured with a bandwidth of 3 kHz, appreciate frequency span and sweeptime.

Test conditions		Peak Power Spectral Density (3 kHz)		
		Channel A [dBm]	Channel B [dBm]	Channel C [dBm]
$T_{nom} = 23^{\circ}\text{C}$	$V_{nom} = 120 \text{ V}$	-12.89	-11.50	-11.84
Measurement uncertainty		< 3 Hz		

Limits:

Frequency Range MHz	dBm
902-928	8
2400-2483,5	8
5725-5850	8

Test equipment used: ETS 0125, ETS 0340

Comment: see attached diagrams

Registration number: W6M20409-5462-C-1

FCC ID: PY3WG102

3.8 Power Line Conducted Emission

For an intentional radiator which is designed to be connected to the public utility (AC) power line, the radio frequency voltage that is conducted back onto the AC line on any frequency or frequencies within the band 150 kHz to 30 MHz shall not exceed the limits in the table bellows with this provision shall be based on the measurement of the radio frequency voltage between each power line and ground at the power terminals.

This measurement was transact first with instrumentation using an average and peak detector and a 10 kHz bandwidth. If the peak detector achieves a calculated level, the measurement is repeated by an instrumentation using a quasi-peak detector.

Frequency	Level (dB μ V)	
	quasi-peak	average
150 kHz	lower limit line	Lower limit line

Limits:

Frequency of Emission (MHz)	Conducted Limit (dB μ V)	
	Quasi Peak	Average
0.15-0.5	66 to 56	56 to 46
0.5-5	56	46
5-30	60	50

Test equipment used: ETS 0003, ETS 0040, ETS 0109, ETS 0125

Comment: see attached diagram



Registration number: W6M20409-5462-C-1
FCC ID: PY3WG102

Appendix

- A Peak Output Power
- B Spurious Emissions radiated – Transmitter operating
- C Band Edge Measurement
- D Minimum 6dB Bandwidth
- E Peak Power Spectral Density
- F Power Line Conducted Emission
- G Pictures



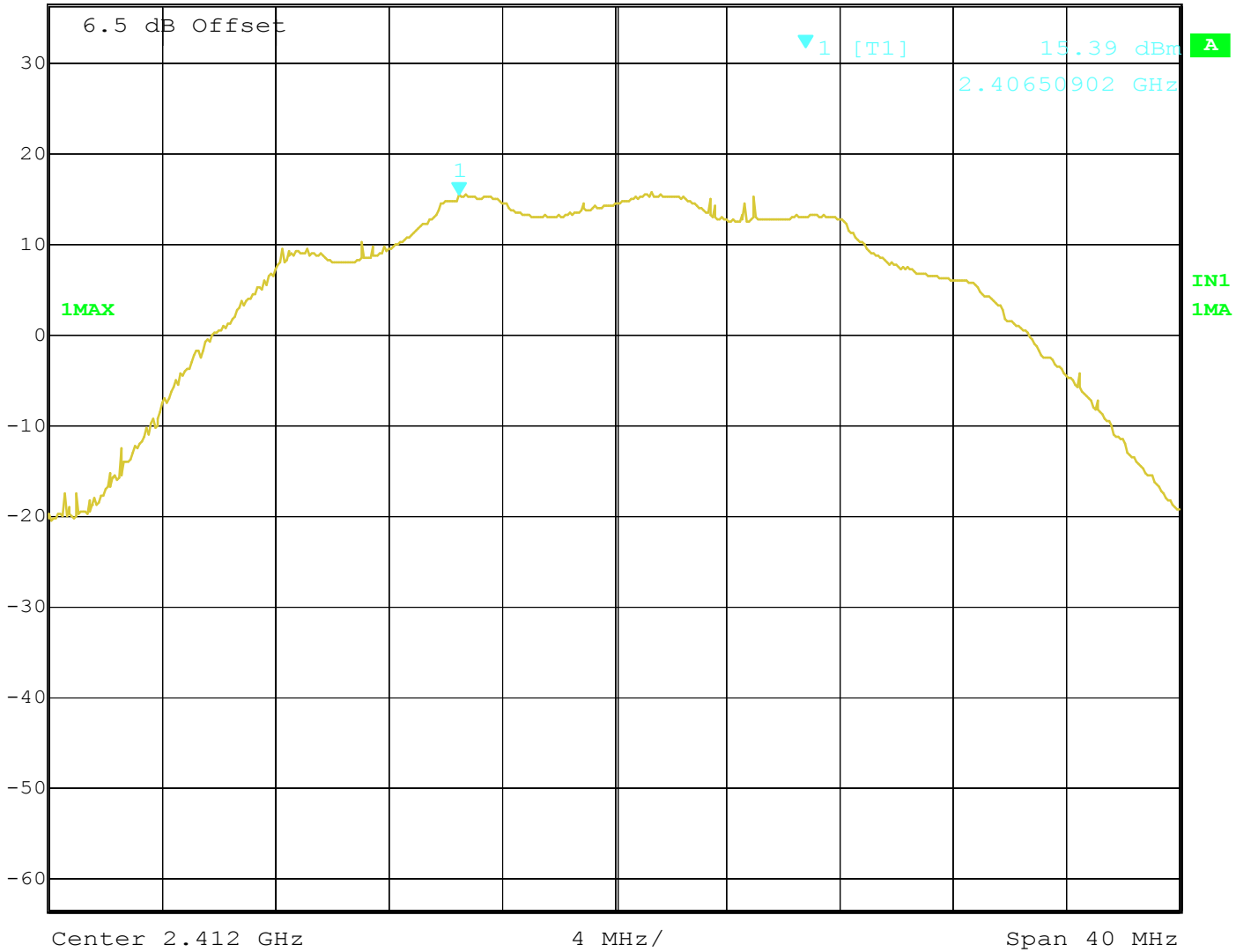
Registration number: W6M20409-5462-C-1
FCC ID: PY3WG102

Appendix A

Peak Output Power



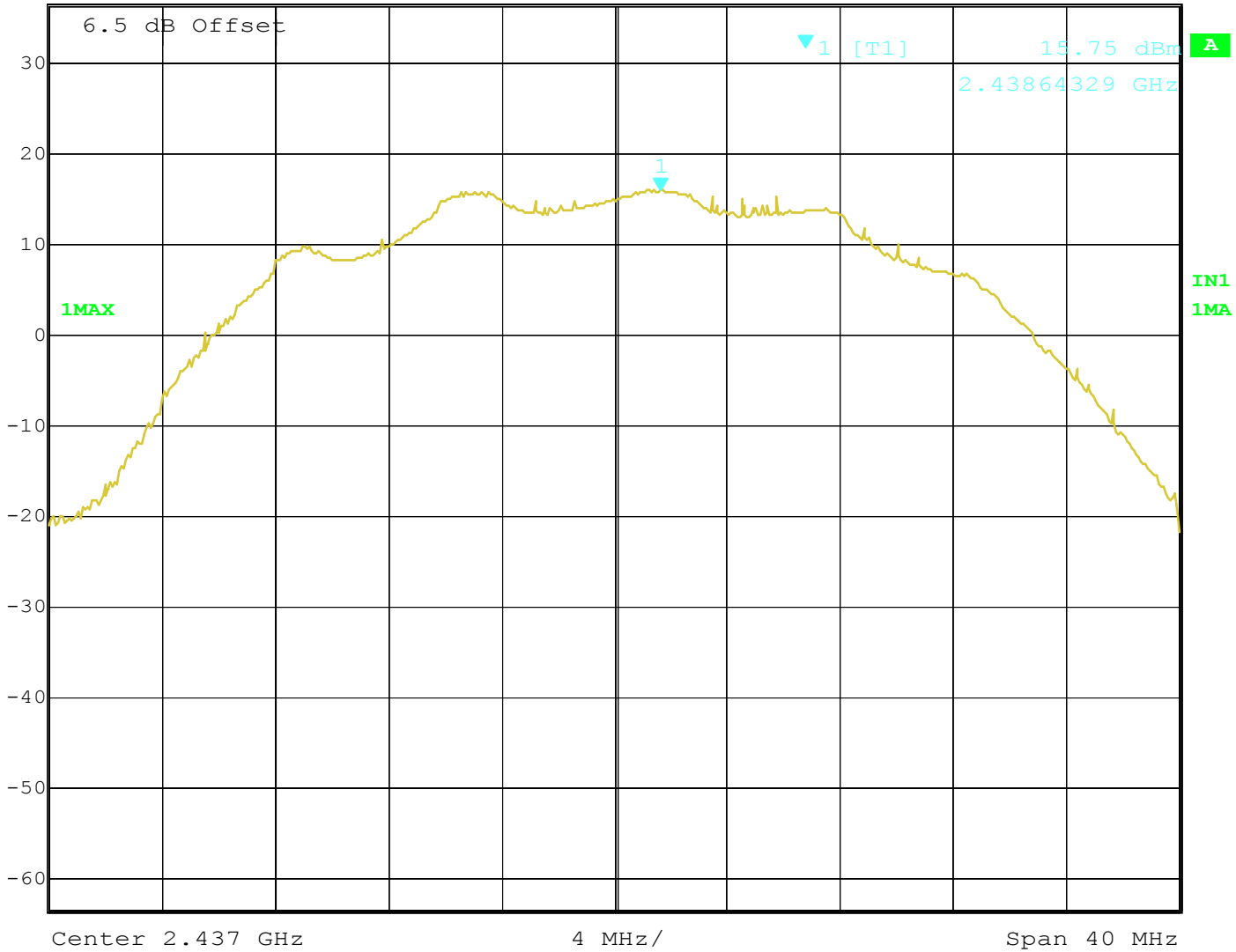
Marker 1 [T1] RBW 10 MHz RF Att 40 dB
Ref Lvl 15.39 dBm VBW 10 MHz
36.5 dBm 2.40650902 GHz SWT 200 ms Unit dBm



Title: 11B CH1 MAX POWER
Comment A: Netgear Inc.
Date: 20.SEP.2004 14:48:36



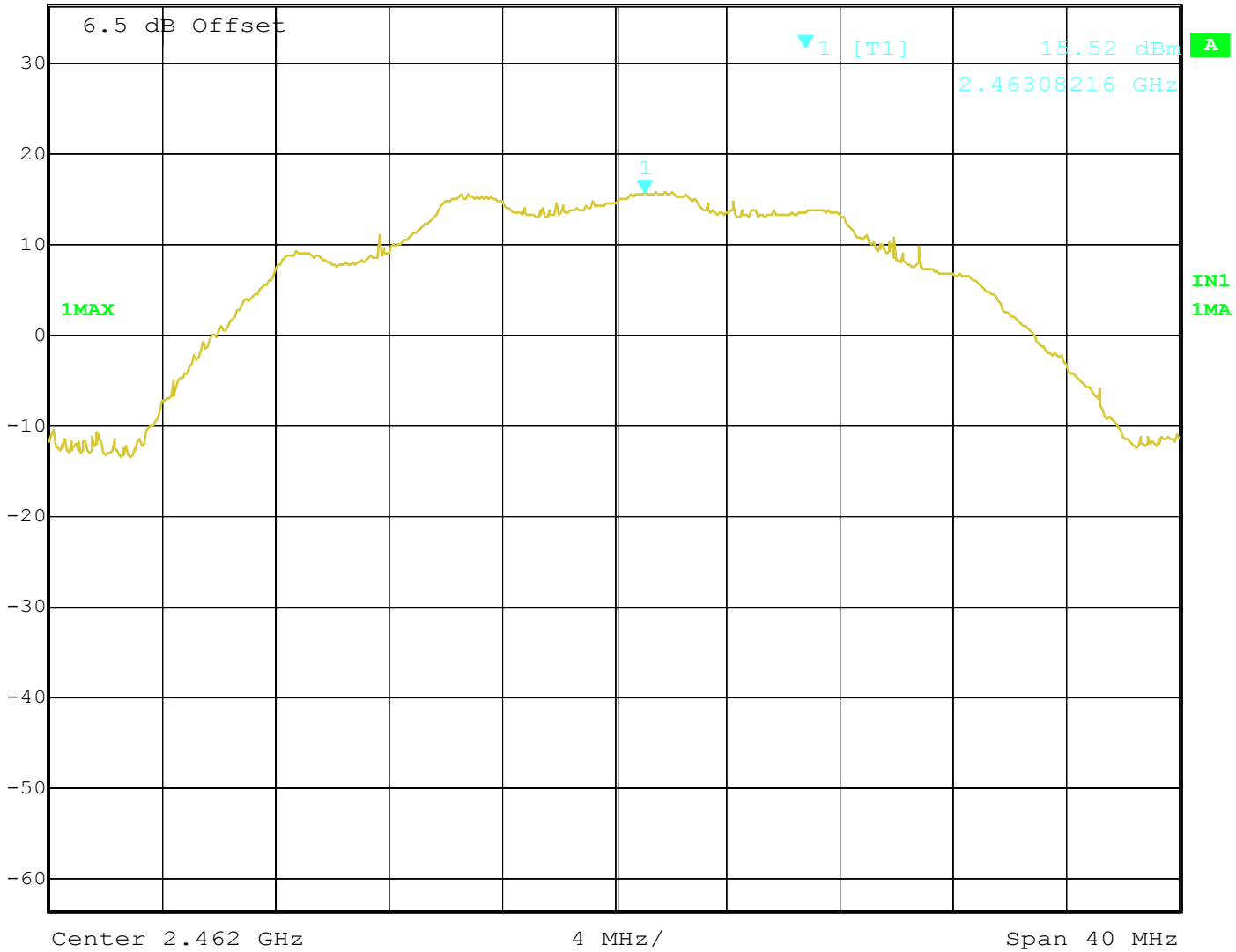
Marker 1 [T1] RBW 10 MHz RF Att 40 dB
Ref Lvl 15.75 dBm VBW 10 MHz
36.5 dBm 2.43864329 GHz SWT 200 ms Unit dBm



Title: 11B CH6 MAX POWER
Comment A: Netgear Inc.
Date: 20.SEP.2004 14:47:36



Marker 1 [T1] RBW 10 MHz RF Att 40 dB
Ref Lvl 15.52 dBm VBW 10 MHz
36.5 dBm 2.46308216 GHz SWT 200 ms Unit dBm

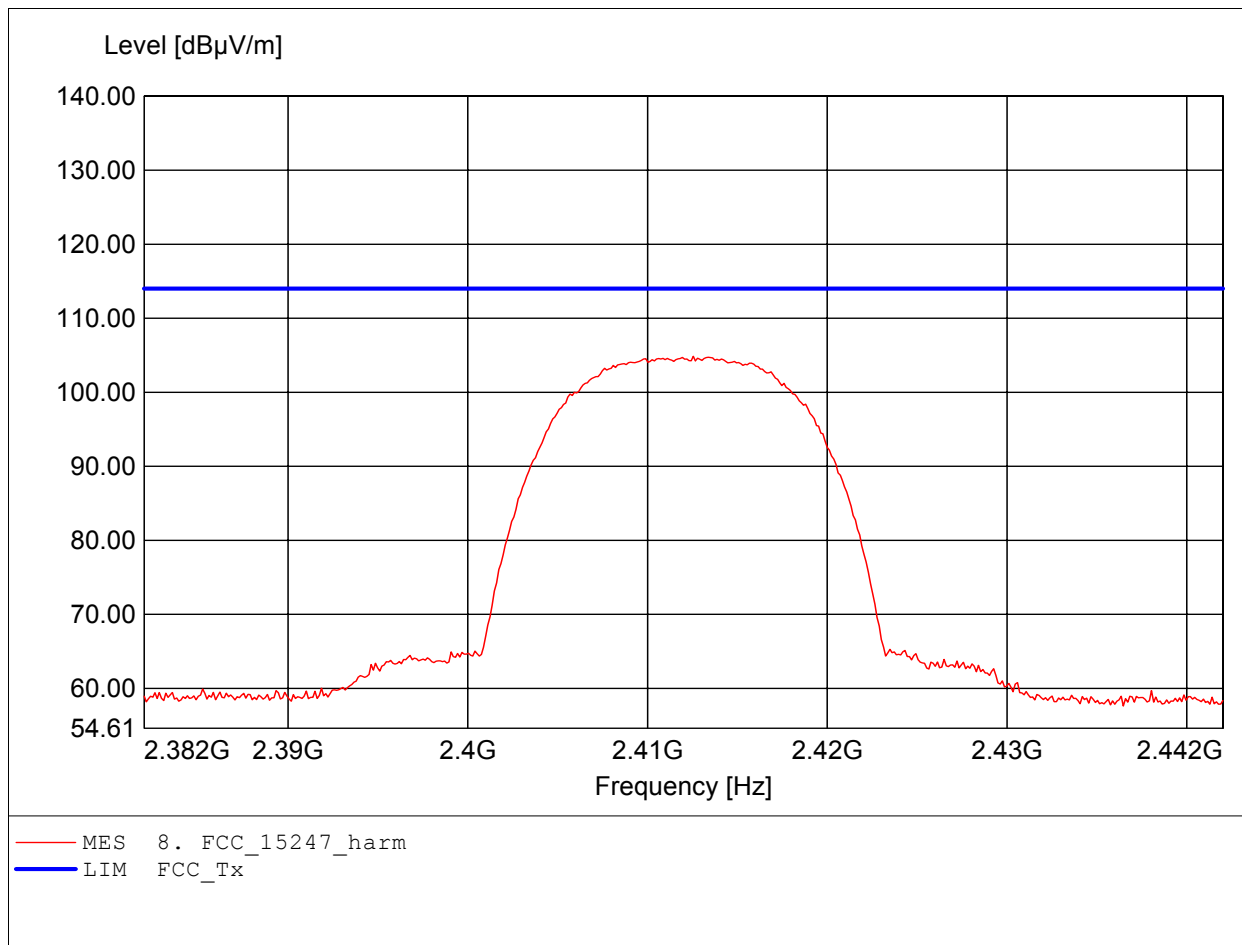


Title: 11B CH11 MAX POWER
Comment A: Netgear Inc.
Date: 20.SEP.2004 14:44:53

Carrier power (Field Strength)

FCC RULES PART 15, SUBPART C

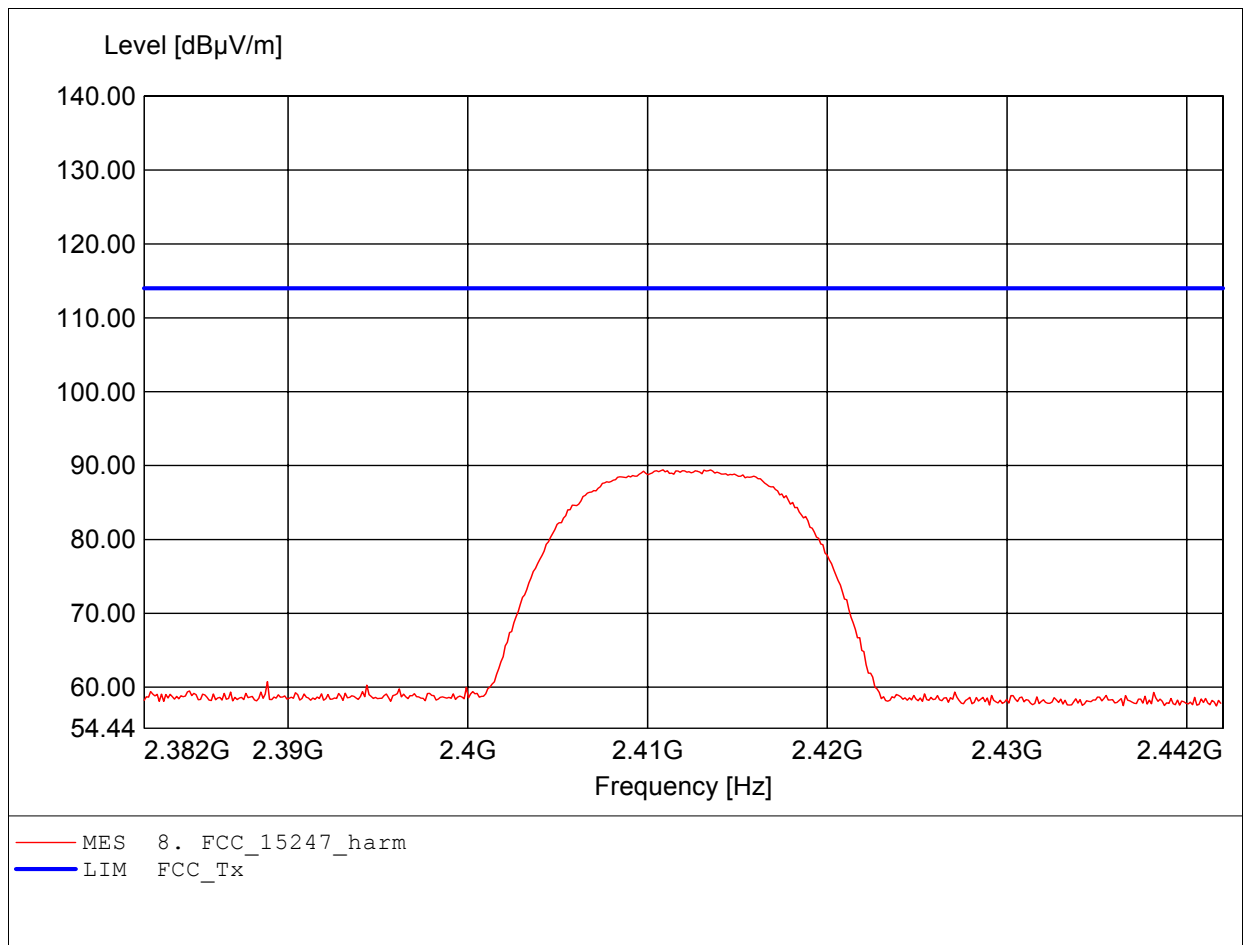
EUT: ProSafe 802.11g Wireless Access Point
MODEL NO.: WG102 11B CH1 Ant A
Approval Holder: Netgear Inc.
Test Site / Operator: ETS / Jay Chaing
Temperature/Voltage: Temp.: 23°C/ Unom.: 120 VAC (AC / DC Adapter)
Test Specification: according to §15.247
Comment 1: Dist.: 3m, Ant.: HL025
Freq: 2.413GHz, Emax: 104.86dBµV/m, RBW: 1MHz



Carrier power (Field Strength)

FCC RULES PART 15, SUBPART C

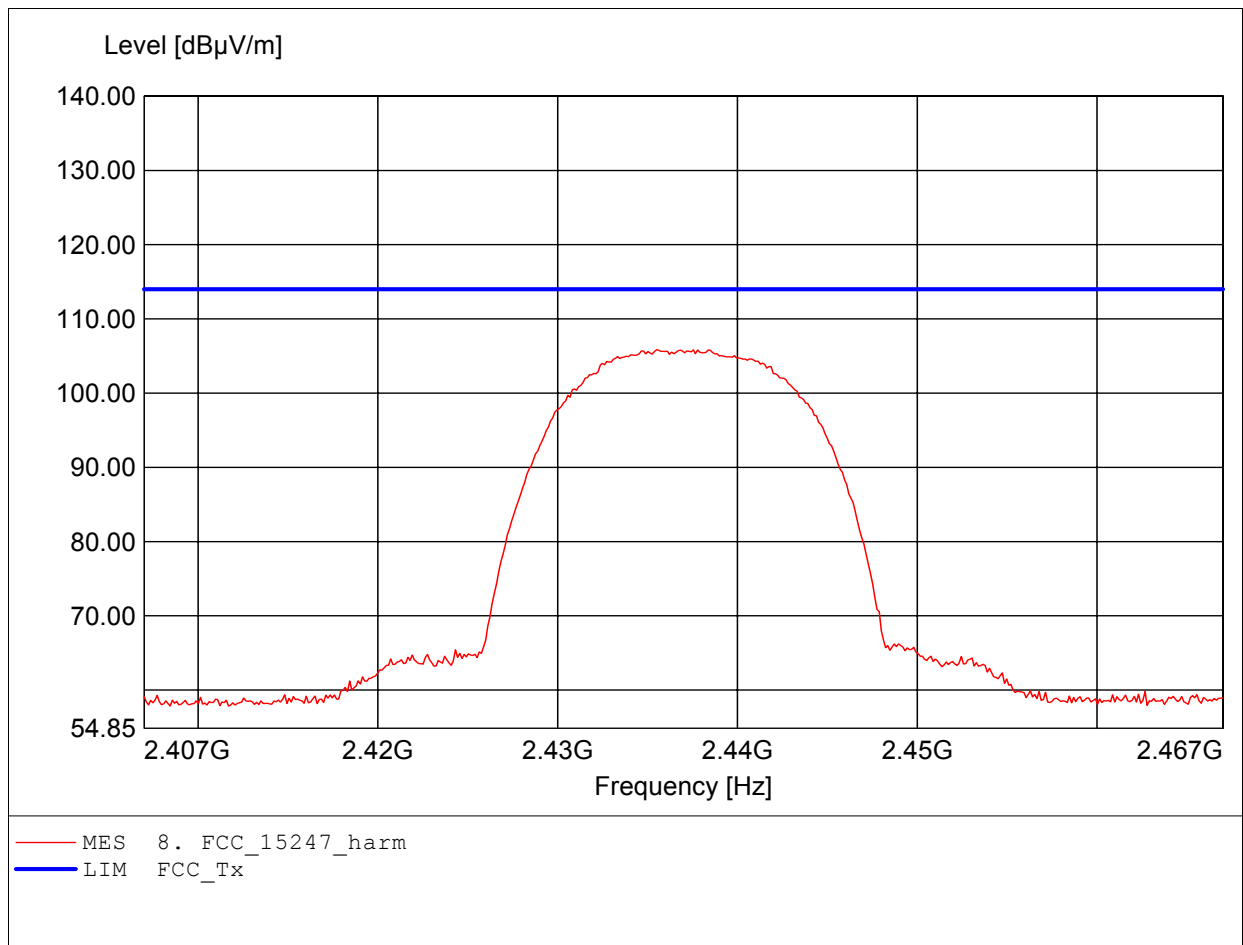
EUT: ProSafe 802.11g Wireless Access Point
MODEL NO.: WG102 11B CH1 Ant A
Approval Holder: Netgear Inc.
Test Site / Operator: ETS / Jay Chaing
Temperature/Voltage: Temp.: 23°C/ Unom.: 120 VAC (AC / DC Adapter)
Test Specification: according to §15.247
Comment 1: Dist.: 3m, Ant.: HL025
Freq: 2.411GHz, Emax: 89.42dBµV/m, RBW: 1MHz



Carrier power (Field Strength)

FCC RULES PART 15, SUBPART C

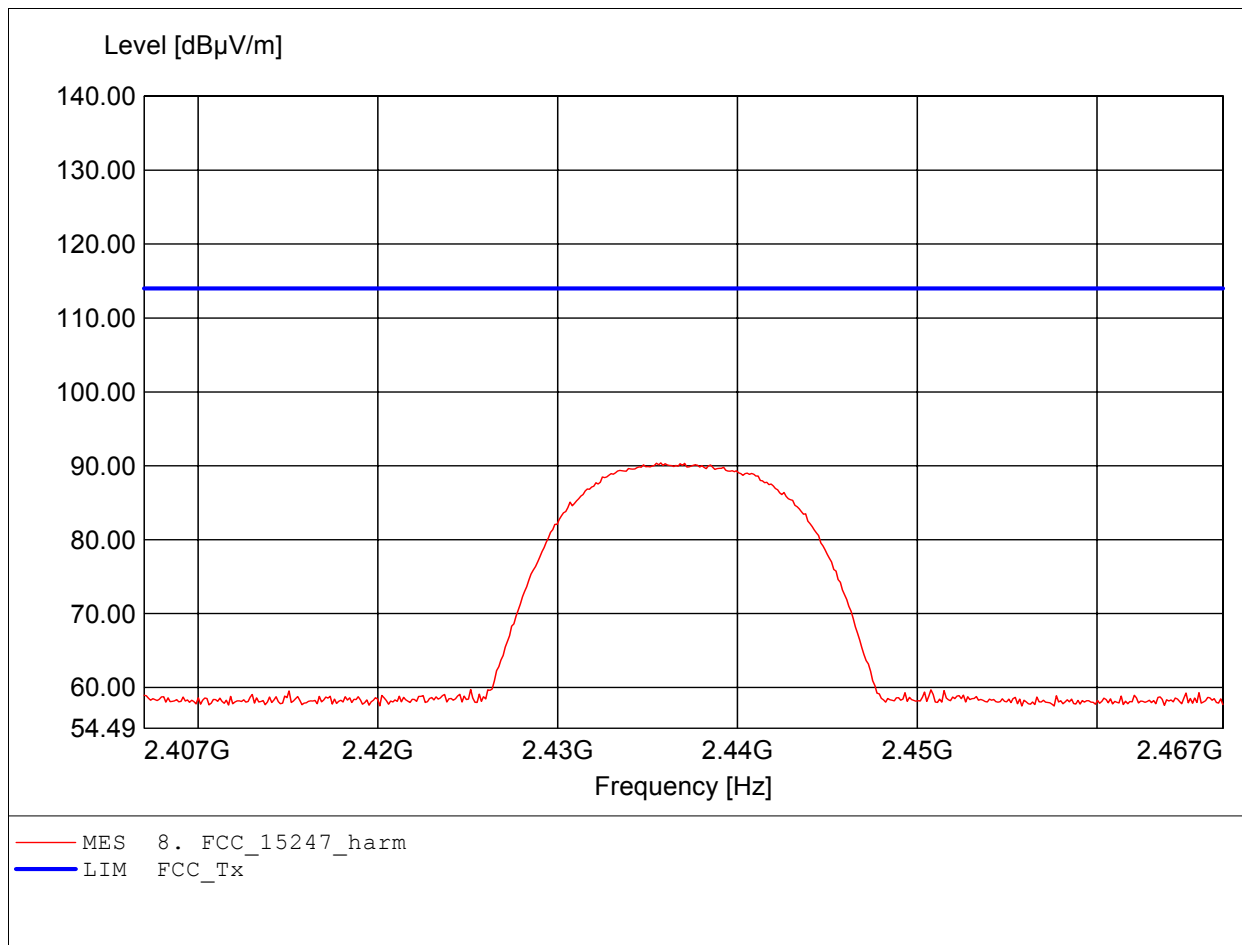
EUT: ProSafe 802.11g Wireless Access Point
MODEL NO.: WG102 11B CH6 Ant A
Approval Holder: Netgear Inc.
Test Site / Operator: ETS / Jay Chaing
Temperature/Voltage: Temp.: 23°C/ Unom.: 120 VAC (AC / DC Adapter)
Test Specification: according to §15.247
Comment 1: Dist.: 3m, Ant.: HL025
Freq: 2.435GHz, Emax: 105.83dBµV/m, RBW: 1MHz



Carrier power (Field Strength)

FCC RULES PART 15, SUBPART C

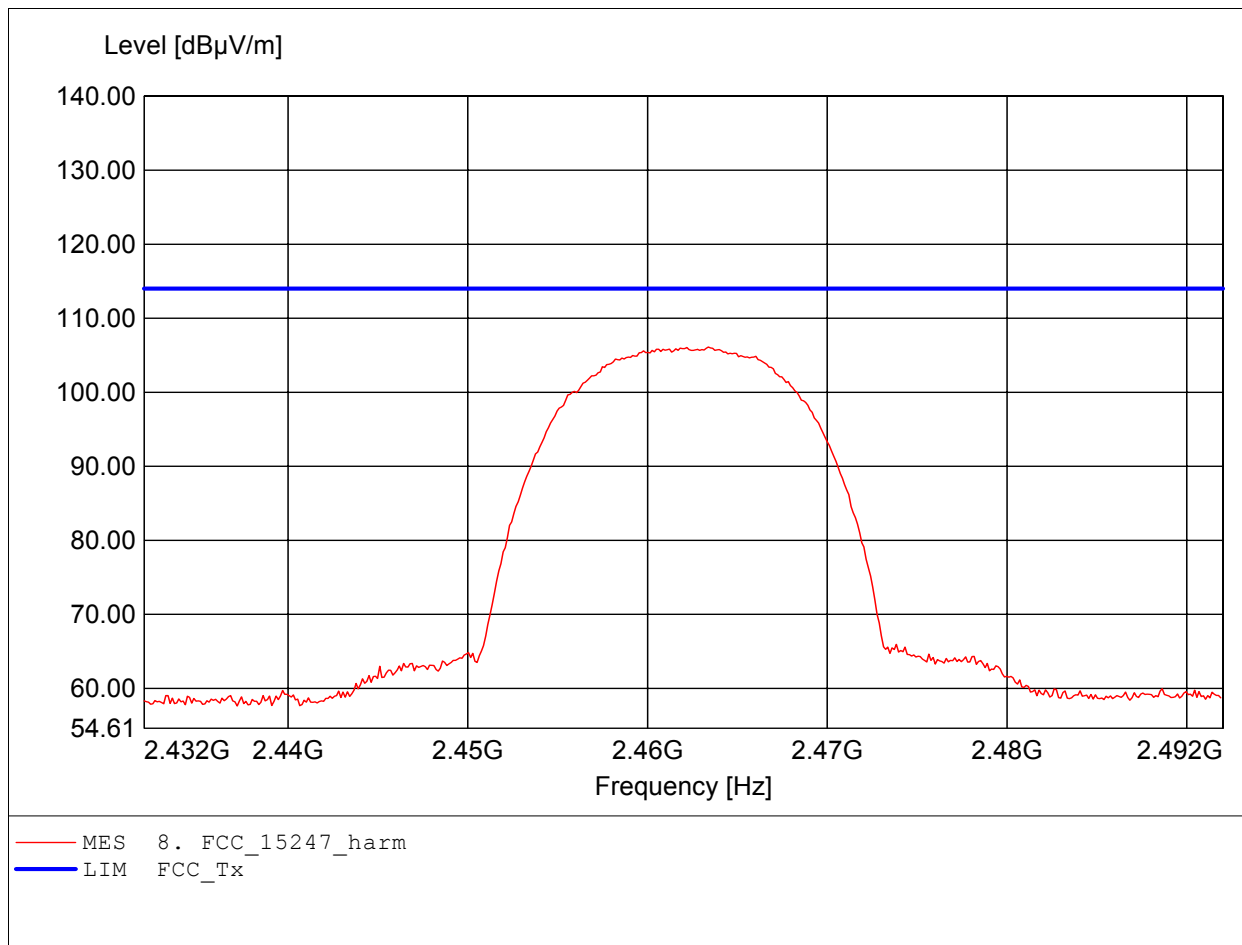
EUT: ProSafe 802.11g Wireless Access Point
MODEL NO.: WG102 11B CH6 Ant A
Approval Holder: Netgear Inc.
Test Site / Operator: ETS / Jay Chaing
Temperature/Voltage: Temp.: 23°C/ Unom.: 120 VAC (AC / DC Adapter)
Test Specification: according to §15.247
Comment 1: Dist.: 3m, Ant.: HL025
Freq: 2.436GHz, Emax: 90.39dBµV/m, RBW: 1MHz



Carrier power (Field Strength)

FCC RULES PART 15, SUBPART C

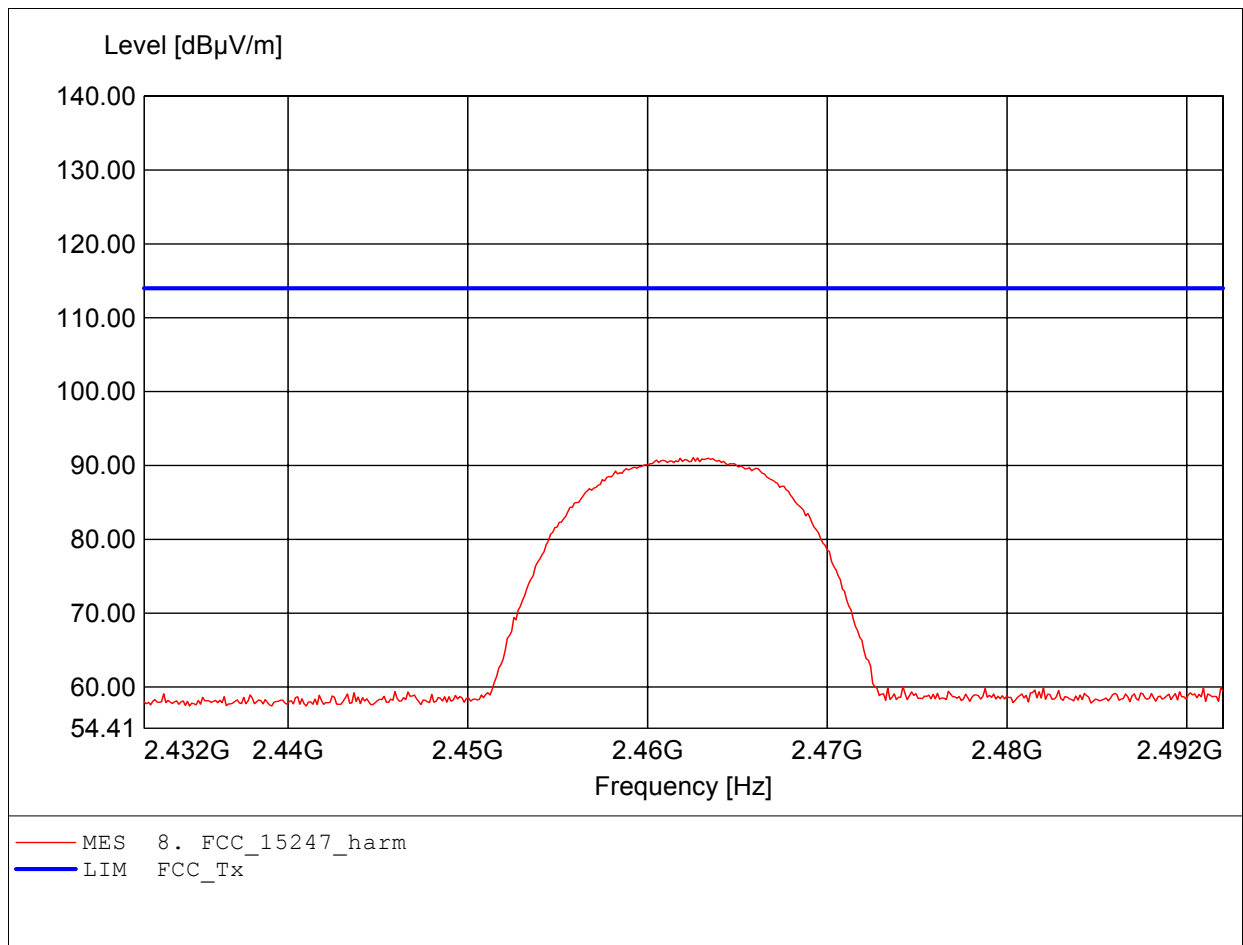
EUT: ProSafe 802.11g Wireless Access Point
MODEL NO.: WG102 11B CH11 Ant A
Approval Holder: Netgear Inc.
Test Site / Operator: ETS / Jay Chaing
Temperature/Voltage: Temp.: 23°C/ Unom.: 120 VAC (AC / DC Adapter)
Test Specification: according to §15.247
Comment 1: Dist.: 3m, Ant.: HL025
Freq: 2.463GHz, Emax: 106.11dBµV/m, RBW: 1MHz



Carrier power (Field Strength)

FCC RULES PART 15, SUBPART C

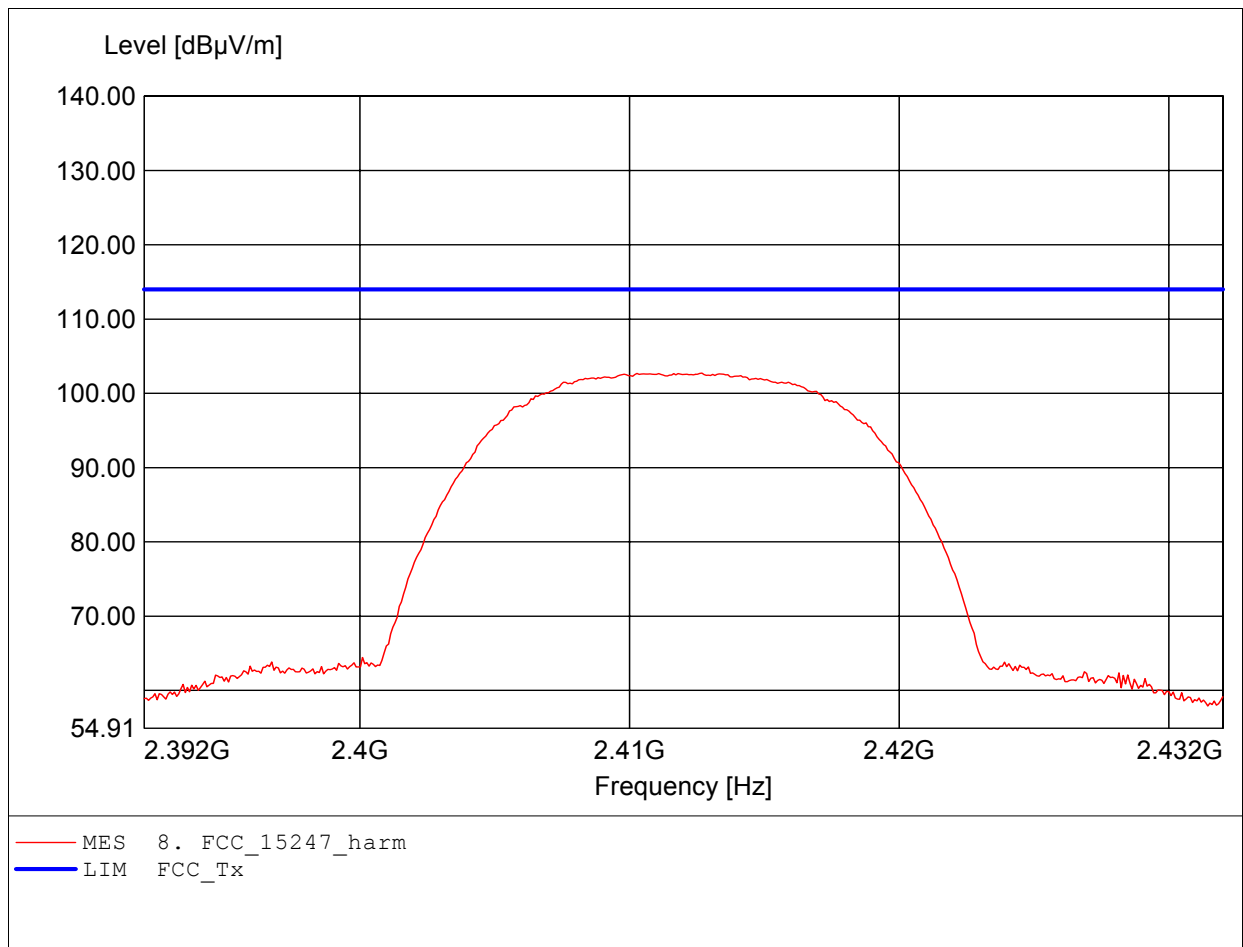
EUT: ProSafe 802.11g Wireless Access Point
MODEL NO.: WG102 11B CH11 Ant A
Approval Holder: Netgear Inc.
Test Site / Operator: ETS / Jay Chaing
Temperature/Voltage: Temp.: 23°C/ Unom.: 120 VAC (AC / DC Adapter)
Test Specification: according to §15.247
Comment 1: Dist.: 3m, Ant.: HL025
Freq: 2.463GHz, Emax: 91.06dBµV/m, RBW: 1MHz



Carrier power (Field Strength)

FCC RULES PART 15, SUBPART C

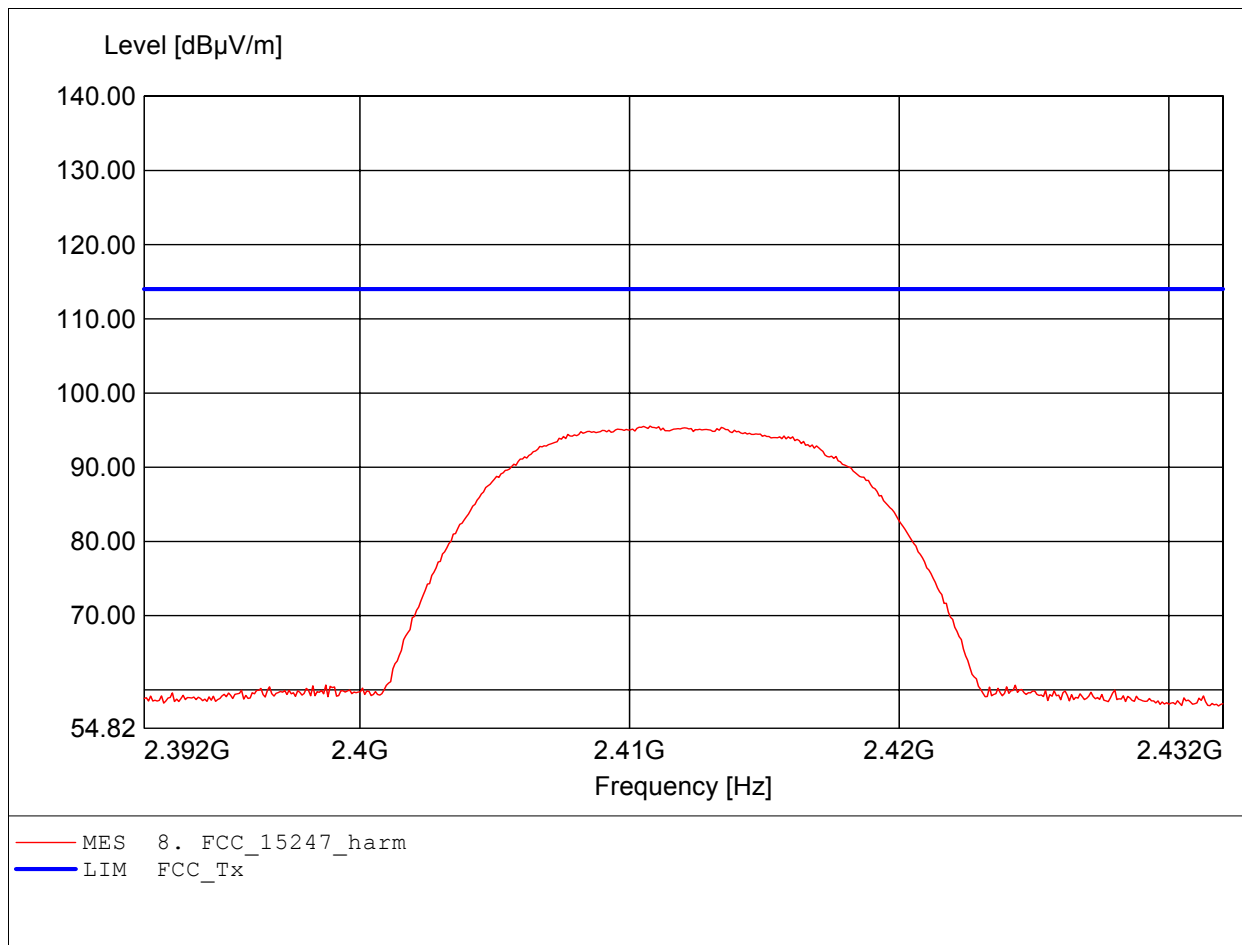
EUT: ProSafe 802.11g Wireless Access Point
MODEL NO.: WG102 11B CH1 Ant B
Approval Holder: Netgear Inc.
Test Site / Operator: ETS / Jay Chaing
Temperature/Voltage: Temp.: 23°C/ Unom.: 120 VAC (AC / DC Adapter)
Test Specification: according to §15.247
Comment 1: Dist.: 3m, Ant.: HL025
Freq: 2.413GHz, Emax: 102.72dBµV/m, RBW: 1MHz



Carrier power (Field Strength)

FCC RULES PART 15, SUBPART C

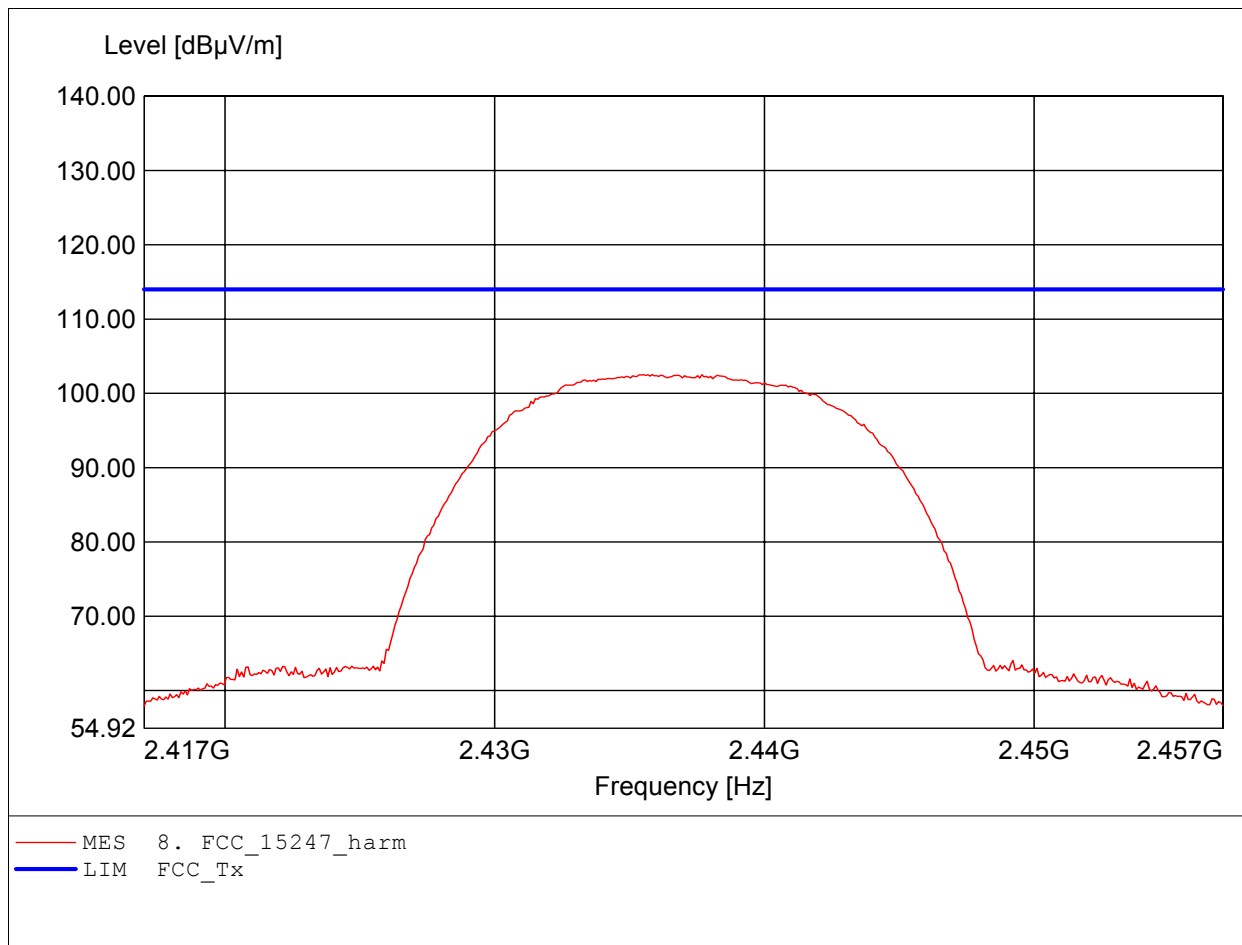
EUT: ProSafe 802.11g Wireless Access Point
MODEL NO.: WG102 11B CH1 Ant B
Approval Holder: Netgear Inc.
Test Site / Operator: ETS / Jay Chaing
Temperature/Voltage: Temp.: 23°C/ Unom.: 120 VAC (AC / DC Adapter)
Test Specification: according to §15.247
Comment 1: Dist.: 3m, Ant.: HL025
Freq: 2.411GHz, Emax: 95.54dBµV/m, RBW: 1MHz



Carrier power (Field Strength)

FCC RULES PART 15, SUBPART C

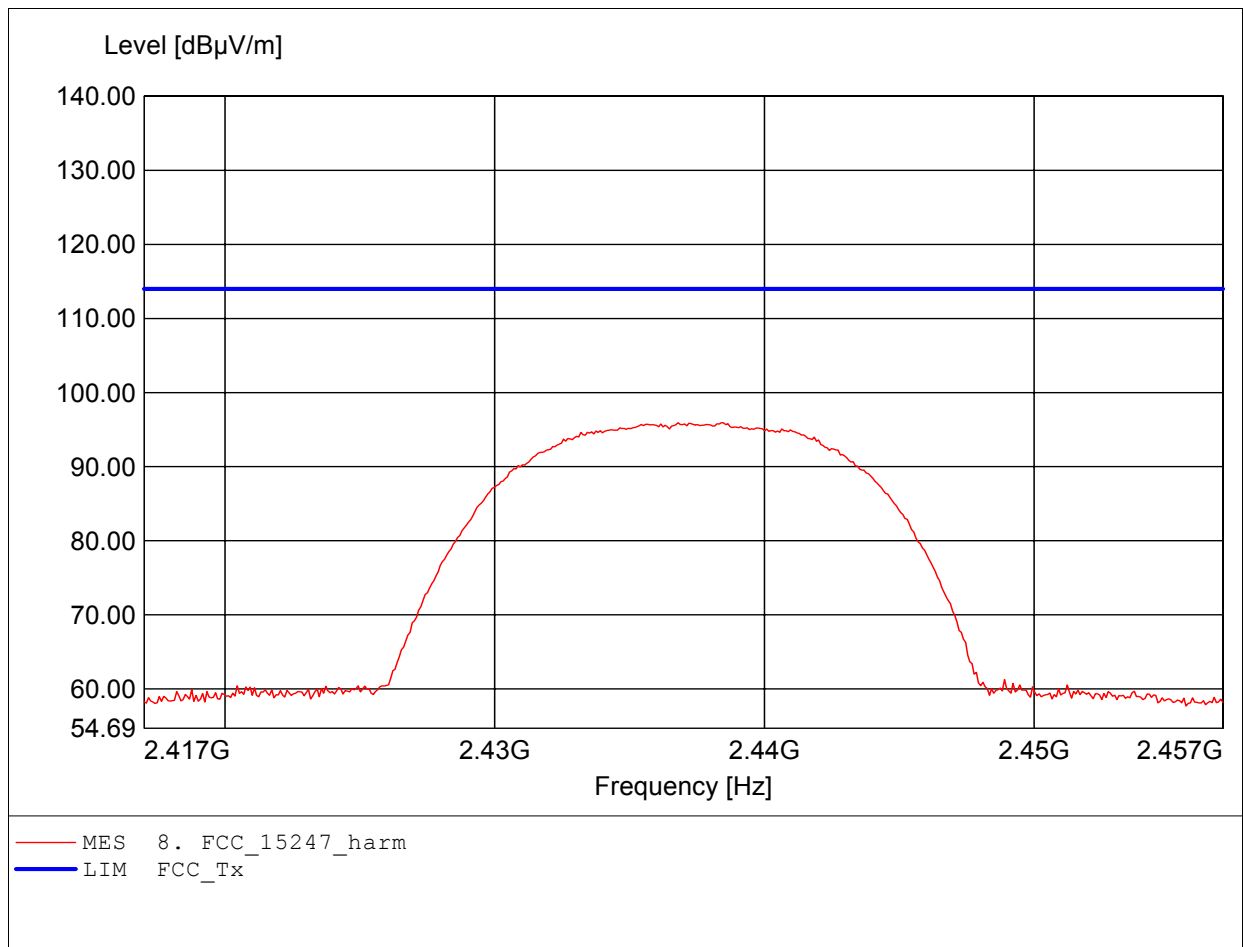
EUT: ProSafe 802.11g Wireless Access Point
MODEL NO.: WG102 11B CH6 Ant B
Approval Holder: Netgear Inc.
Test Site / Operator: ETS / Jay Chaing
Temperature/Voltage: Temp.: 23°C/ Unom.: 120 VAC (AC / DC Adapter)
Test Specification: according to §15.247
Comment 1: Dist.: 3m, Ant.: HL025
Freq: 2.436GHz, Emax: 102.54dBµV/m, RBW: 1MHz



Carrier power (Field Strength)

FCC RULES PART 15, SUBPART C

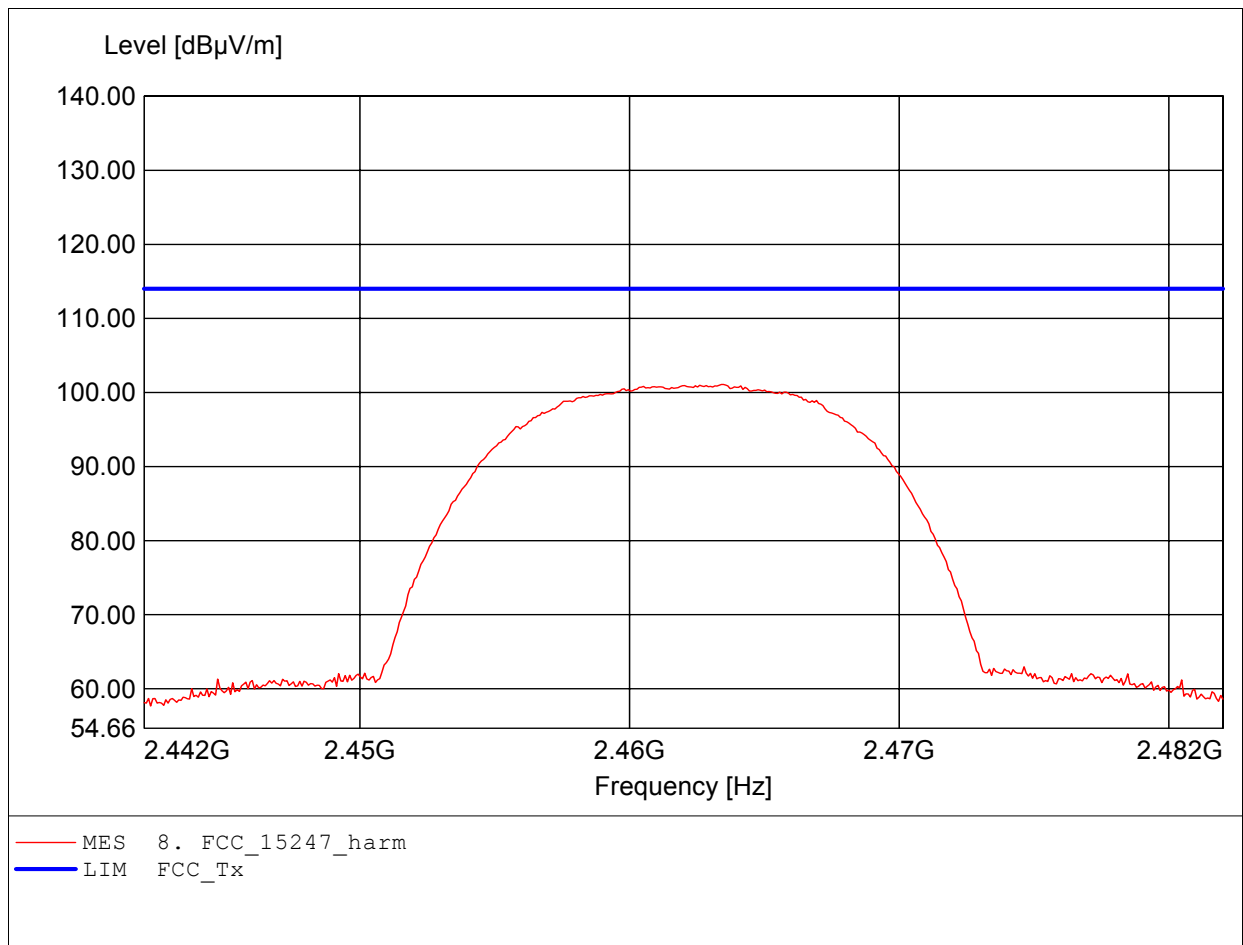
EUT: ProSafe 802.11g Wireless Access Point
MODEL NO.: WG102 11B CH6 Ant B
Approval Holder: Netgear Inc.
Test Site / Operator: ETS / Jay Chaing
Temperature/Voltage: Temp.: 23°C/ Unom.: 120 VAC (AC / DC Adapter)
Test Specification: according to §15.247
Comment 1: Dist.: 3m, Ant.: HL025
Freq: 2.438GHz, Emax: 95.95dBµV/m, RBW: 1MHz



Carrier power (Field Strength)

FCC RULES PART 15, SUBPART C

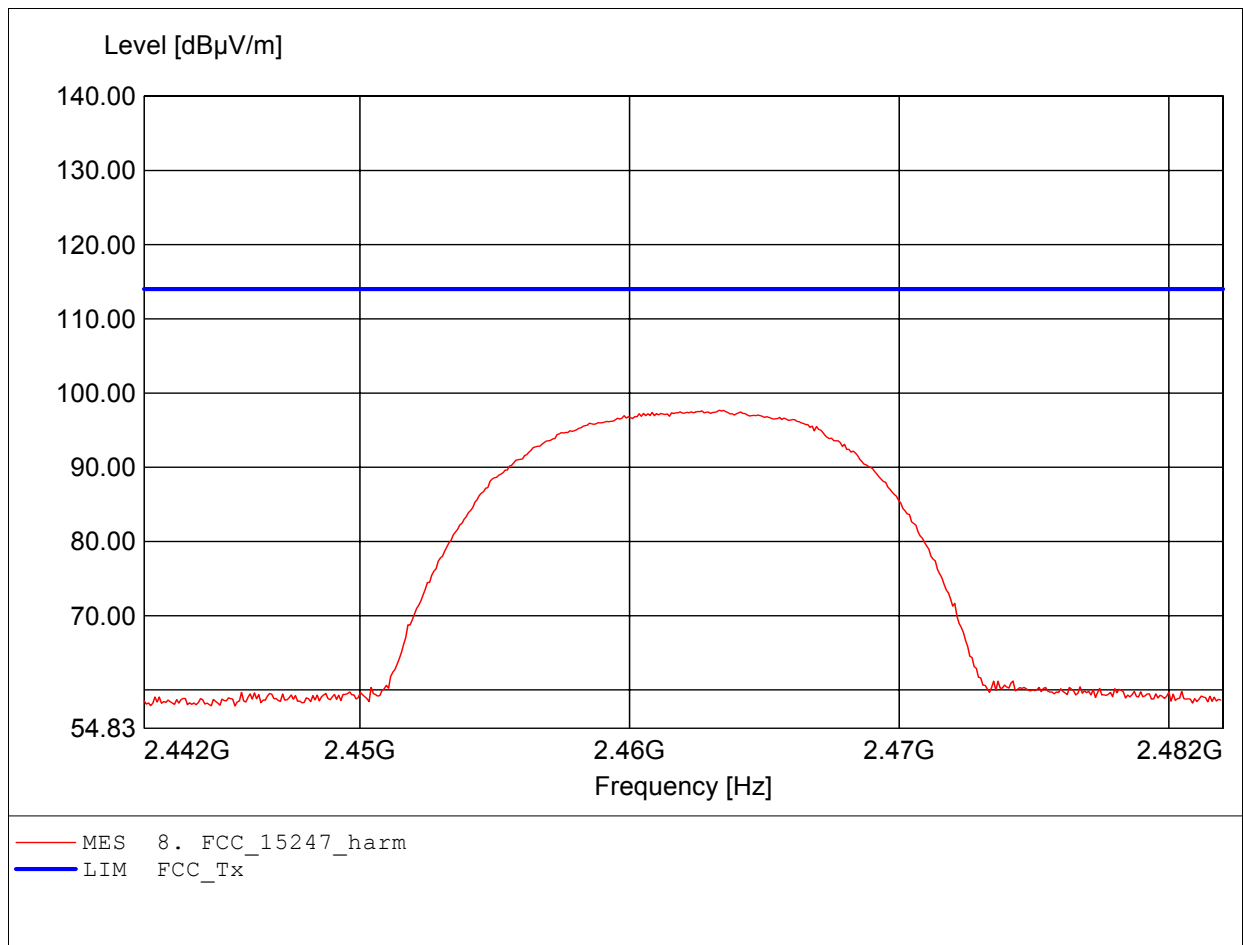
EUT: ProSafe 802.11g Wireless Access Point
MODEL NO.: WG102 11B CH11 Ant B
Approval Holder: Netgear Inc.
Test Site / Operator: ETS / Jay Chaing
Temperature/Voltage: Temp.: 23°C/ Unom.: 120 VAC (AC / DC Adapter)
Test Specification: according to §15.247
Comment 1: Dist.: 3m, Ant.: HL025
Freq: 2.463GHz, Emax: 101.09dBµV/m, RBW: 1MHz



Carrier power (Field Strength)

FCC RULES PART 15, SUBPART C

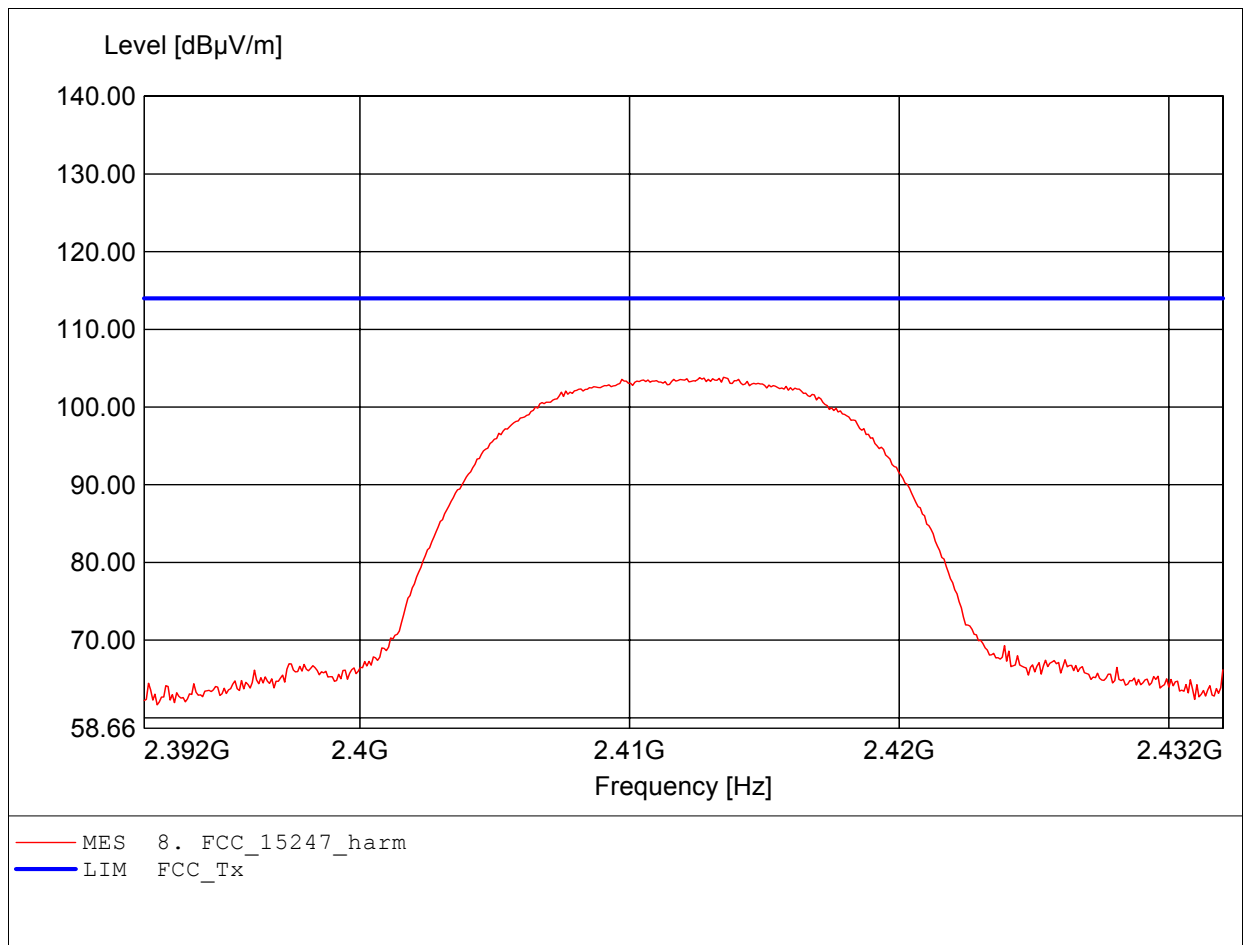
EUT: ProSafe 802.11g Wireless Access Point
MODEL NO.: WG102 11B CH11 Ant B
Approval Holder: Netgear Inc.
Test Site / Operator: ETS / Jay Chaing
Temperature/Voltage: Temp.: 23°C/ Unom.: 120 VAC (AC / DC Adapter)
Test Specification: according to §15.247
Comment 1: Dist.: 3m, Ant.: HL025
Freq: 2.463GHz, Emax: 97.68dBµV/m, RBW: 1MHz



Carrier power (Field Strength)

FCC RULES PART 15, SUBPART C

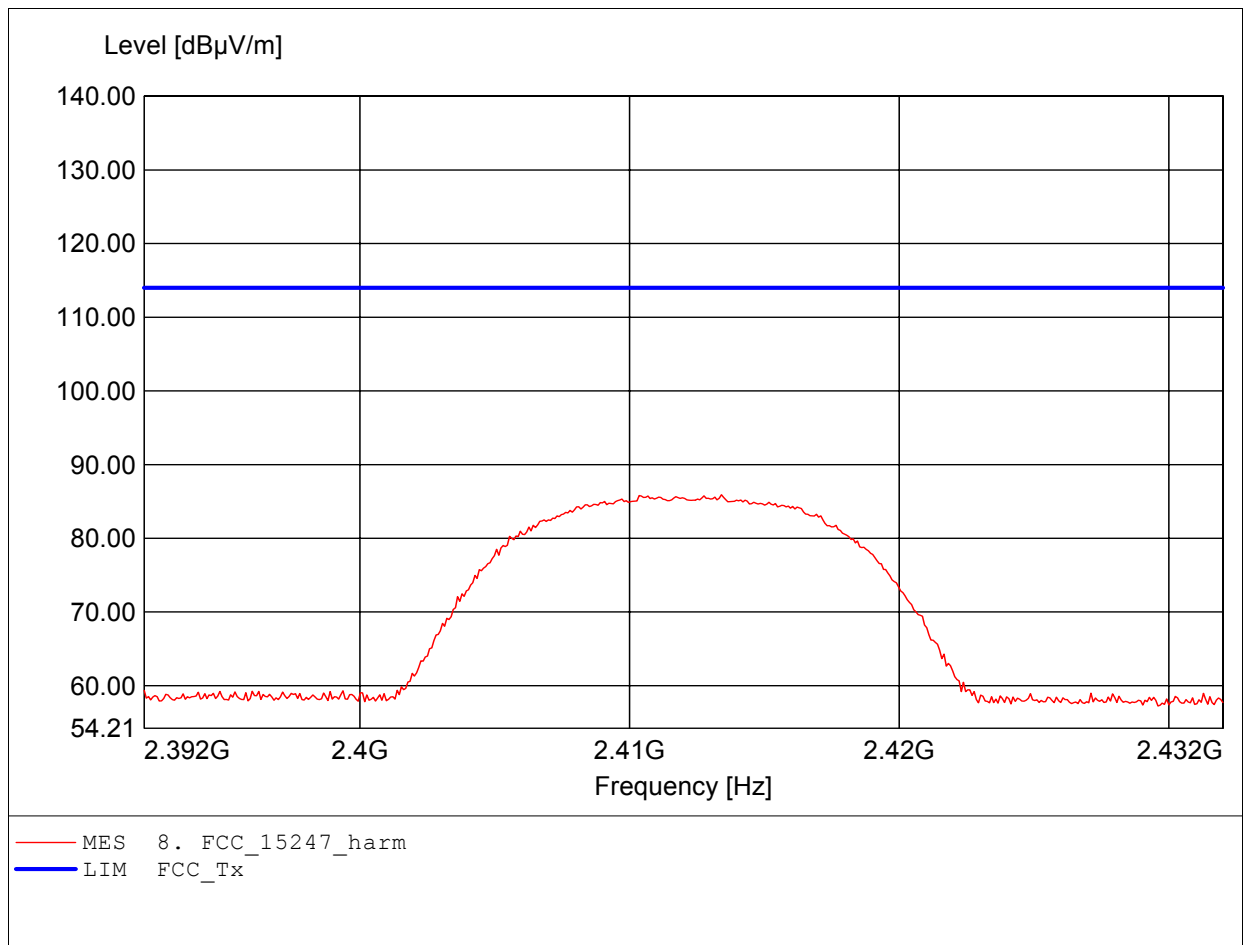
EUT: ProSafe 802.11g Wireless Access Point
MODEL NO.: WG102 11B CH1 Ant C
Approval Holder: Netgear Inc.
Test Site / Operator: ETS / Jay Chaing
Temperature/Voltage: Temp.: 23°C/ Unom.: 120 VAC (AC / DC Adapter)
Test Specification: according to §15.247
Comment 1: Dist.: 3m, Ant.: HL025
Freq: 2.413GHz, Emax: 103.82dBµV/m, RBW: 1MHz



Carrier power (Field Strength)

FCC RULES PART 15, SUBPART C

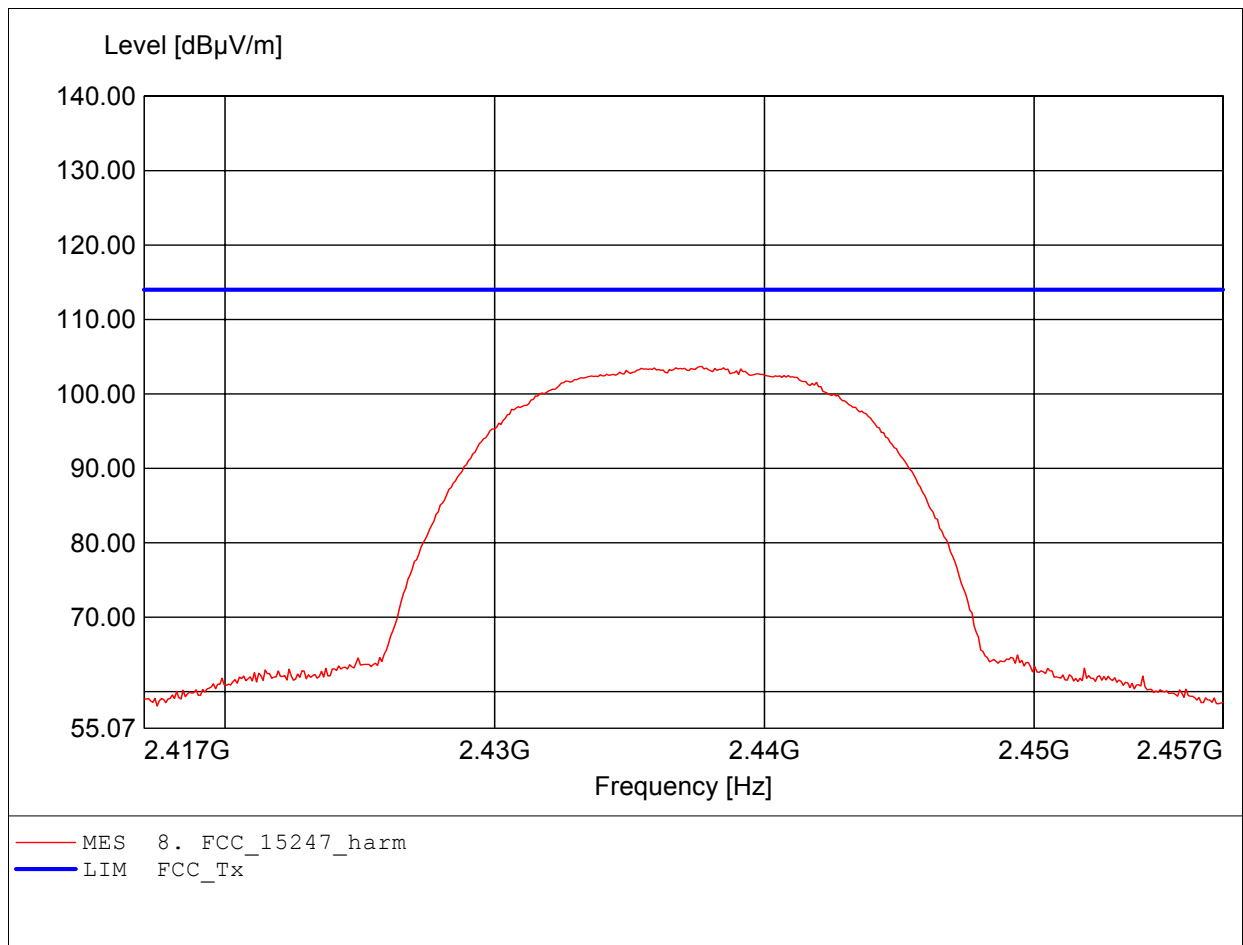
EUT: ProSafe 802.11g Wireless Access Point
MODEL NO.: WG102 11B CH1 Ant C
Approval Holder: Netgear Inc.
Test Site / Operator: ETS / Jay Chaing
Temperature/Voltage: Temp.: 23°C/ Unom.: 120 VAC (AC / DC Adapter)
Test Specification: according to §15.247
Comment 1: Dist.: 3m, Ant.: HL025
Freq: 2.413GHz, Emax: 85.91dBµV/m, RBW: 1MHz



Carrier power (Field Strength)

FCC RULES PART 15, SUBPART C

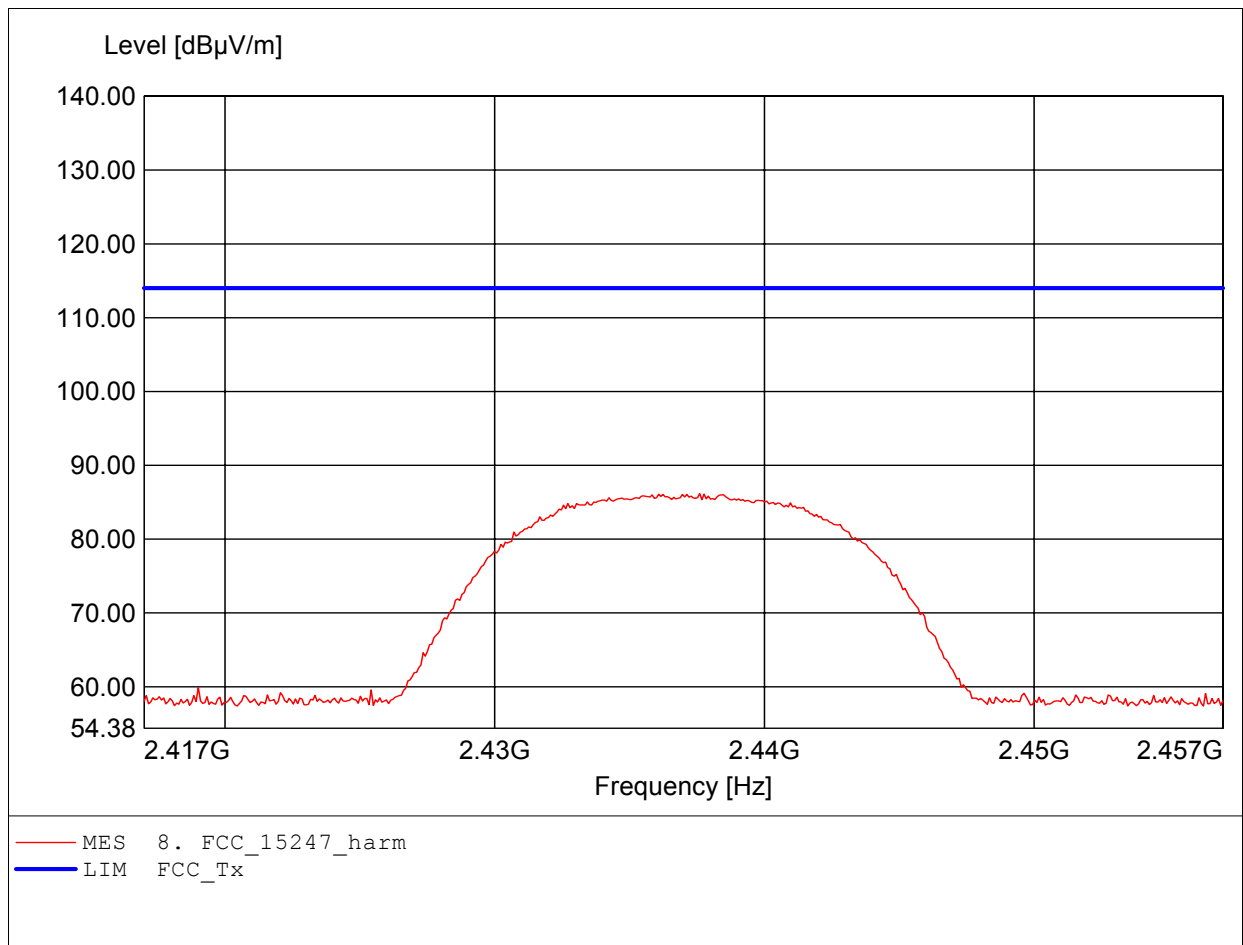
EUT: ProSafe 802.11g Wireless Access Point
MODEL NO.: WG102 11B CH6 Ant C
Approval Holder: Netgear Inc.
Test Site / Operator: ETS / Jay Chaing
Temperature/Voltage: Temp.: 23°C/ Unom.: 120 VAC (AC / DC Adapter)
Test Specification: according to §15.247
Comment 1: Dist.: 3m, Ant.: HL025
Freq: 2.438GHz, Emax: 103.67dBµV/m, RBW: 1MHz



Carrier power (Field Strength)

FCC RULES PART 15, SUBPART C

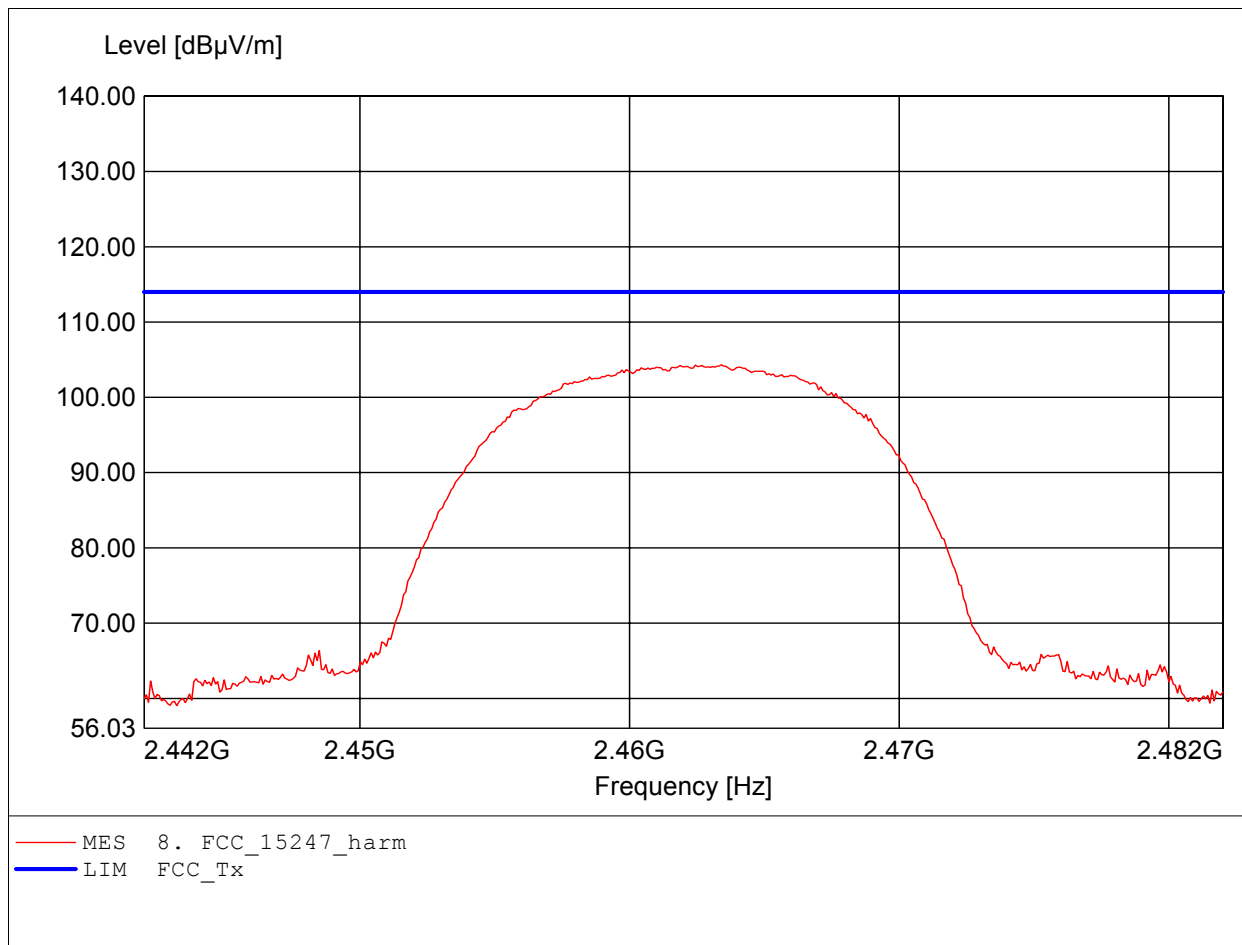
EUT: ProSafe 802.11g Wireless Access Point
MODEL NO.: WG102 11B CH6 Ant C
Approval Holder: Netgear Inc.
Test Site / Operator: ETS / Jay Chaing
Temperature/Voltage: Temp.: 23°C/ Unom.: 120 VAC (AC / DC Adapter)
Test Specification: according to §15.247
Comment 1: Dist.: 3m, Ant.: HL025
Freq: 2.438GHz, Emax: 86.16dBµV/m, RBW: 1MHz



Carrier power (Field Strength)

FCC RULES PART 15, SUBPART C

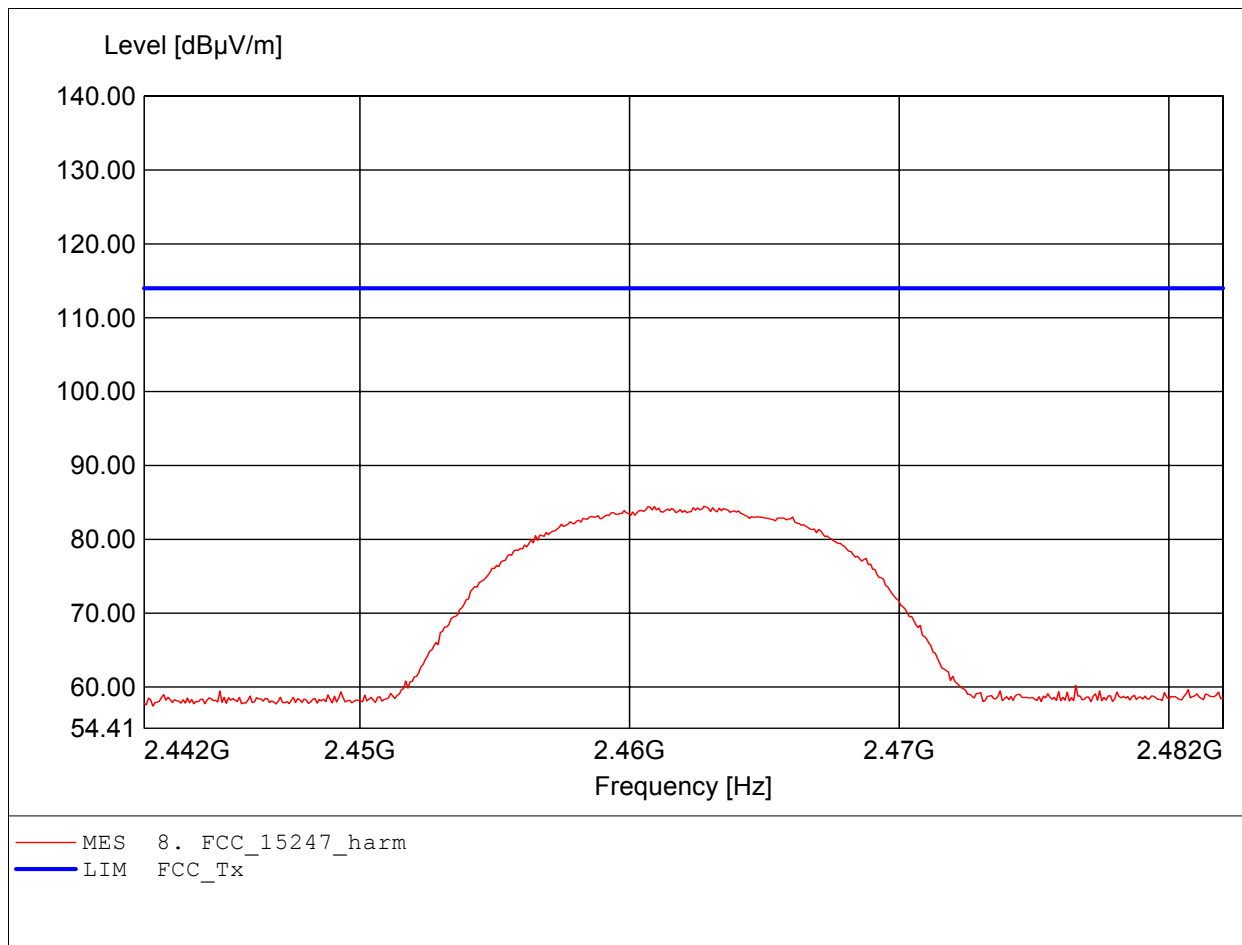
EUT: ProSafe 802.11g Wireless Access Point
MODEL NO.: WG102 11B CH11 Ant C
Approval Holder: Netgear Inc.
Test Site / Operator: ETS / Jay Chaing
Temperature/Voltage: Temp.: 23°C/ Unom.: 120 VAC (AC / DC Adapter)
Test Specification: according to §15.247
Comment 1: Dist.: 3m, Ant.: HL025
Freq: 2.463GHz, Emax: 104.31dBµV/m, RBW: 1MHz



Carrier power (Field Strength)

FCC RULES PART 15, SUBPART C

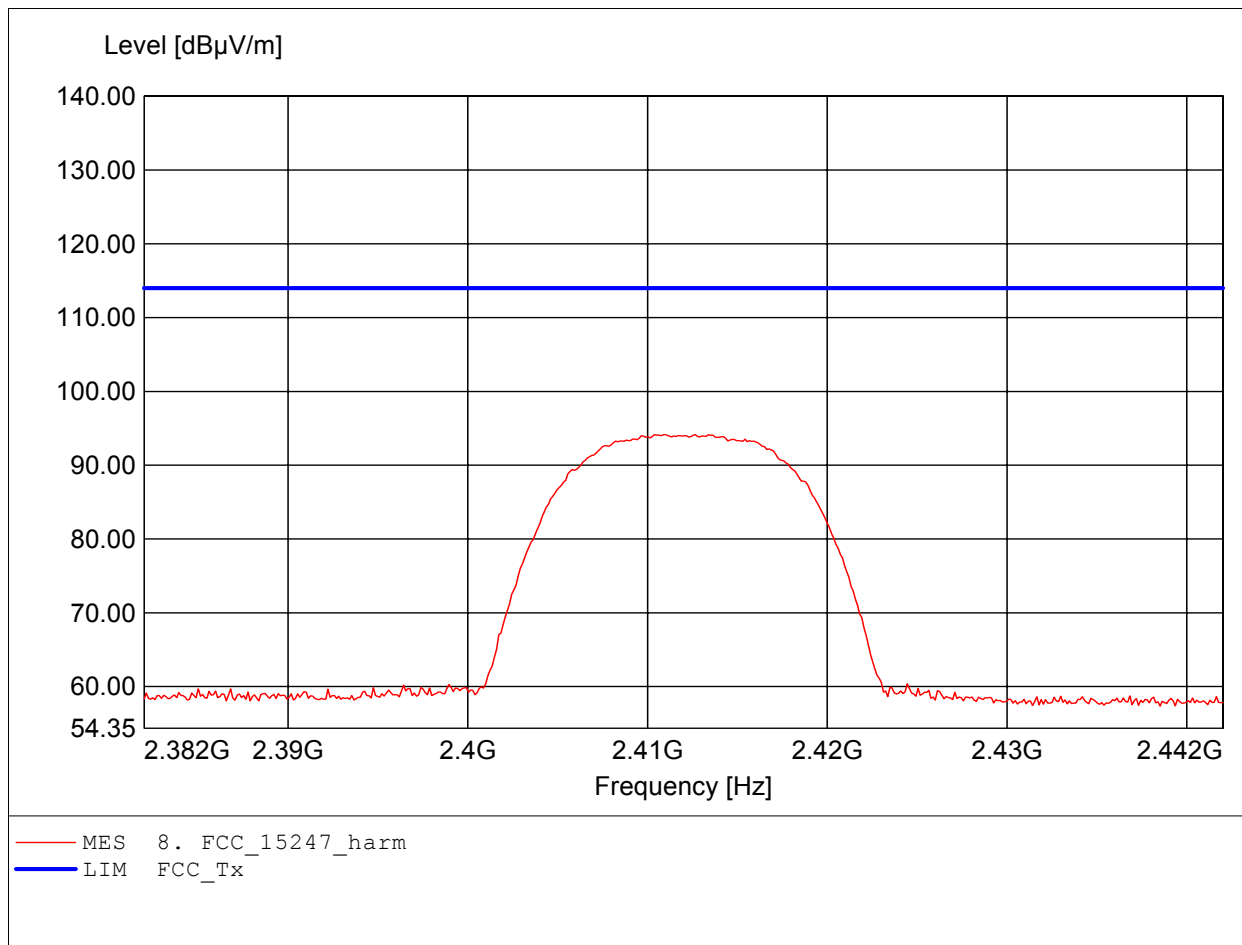
EUT: ProSafe 802.11g Wireless Access Point
MODEL NO.: WG102 11B CH11 Ant C
Approval Holder: Netgear Inc.
Test Site / Operator: ETS / Jay Chaing
Temperature/Voltage: Temp.: 23°C/ Unom.: 120 VAC (AC / DC Adapter)
Test Specification: according to §15.247
Comment 1: Dist.: 3m, Ant.: HL025
Freq: 2.463GHz, Emax: 84.48dBµV/m, RBW: 1MHz



Carrier power (Field Strength)

FCC RULES PART 15, SUBPART C

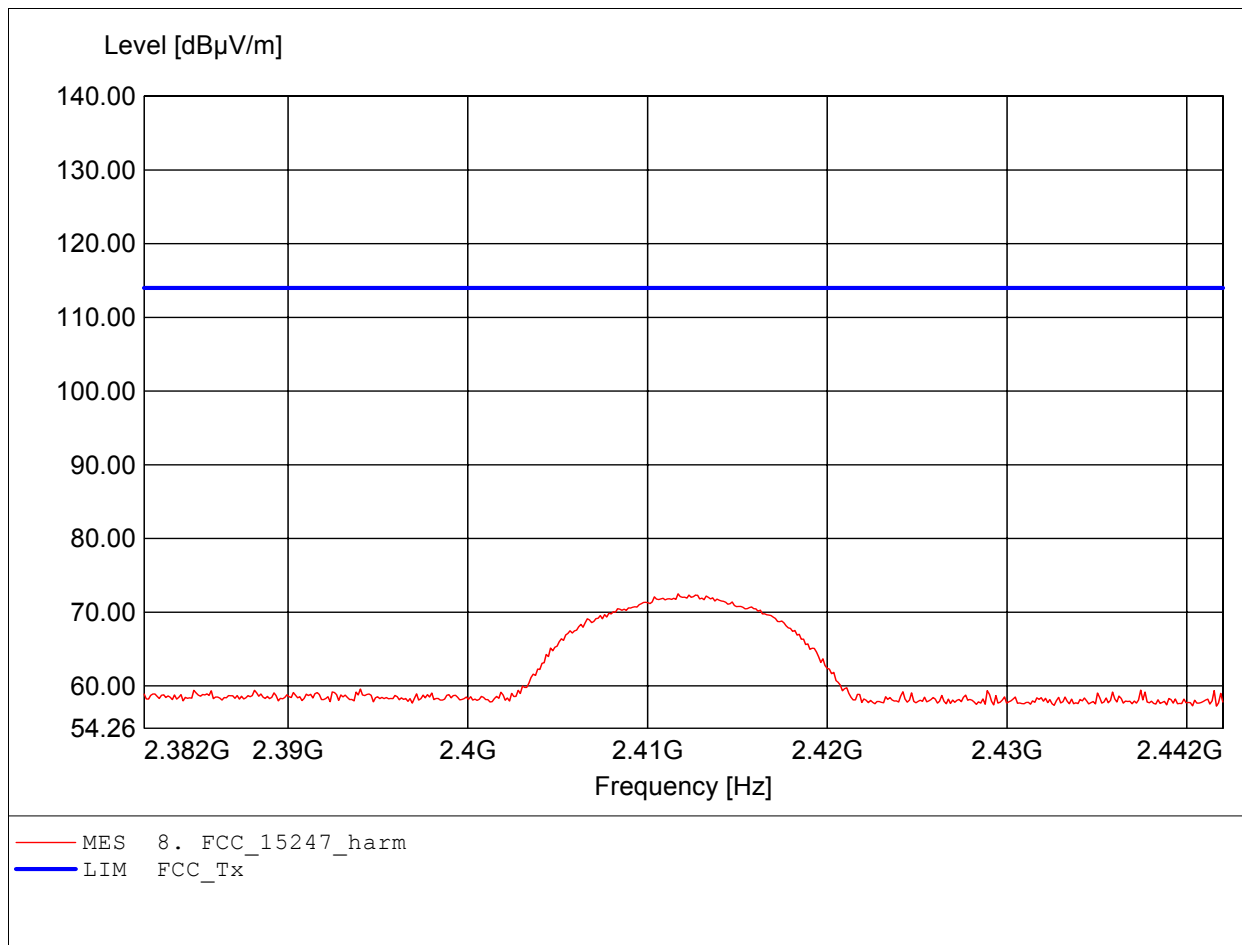
EUT: ProSafe 802.11g Wireless Access Point
MODEL NO.: WG102 11B CH1 Ant D
Approval Holder: Netgear Inc.
Test Site / Operator: ETS / Jay Chaing
Temperature/Voltage: Temp.: 23°C/ Unom.: 120 VAC (AC / DC Adapter)
Test Specification: according to §15.247
Comment 1: Dist.: 3m, Ant.: HL025
Freq: 2.411GHz, Emax: 94.15dBµV/m, RBW: 1MHz



Carrier power (Field Strength)

FCC RULES PART 15, SUBPART C

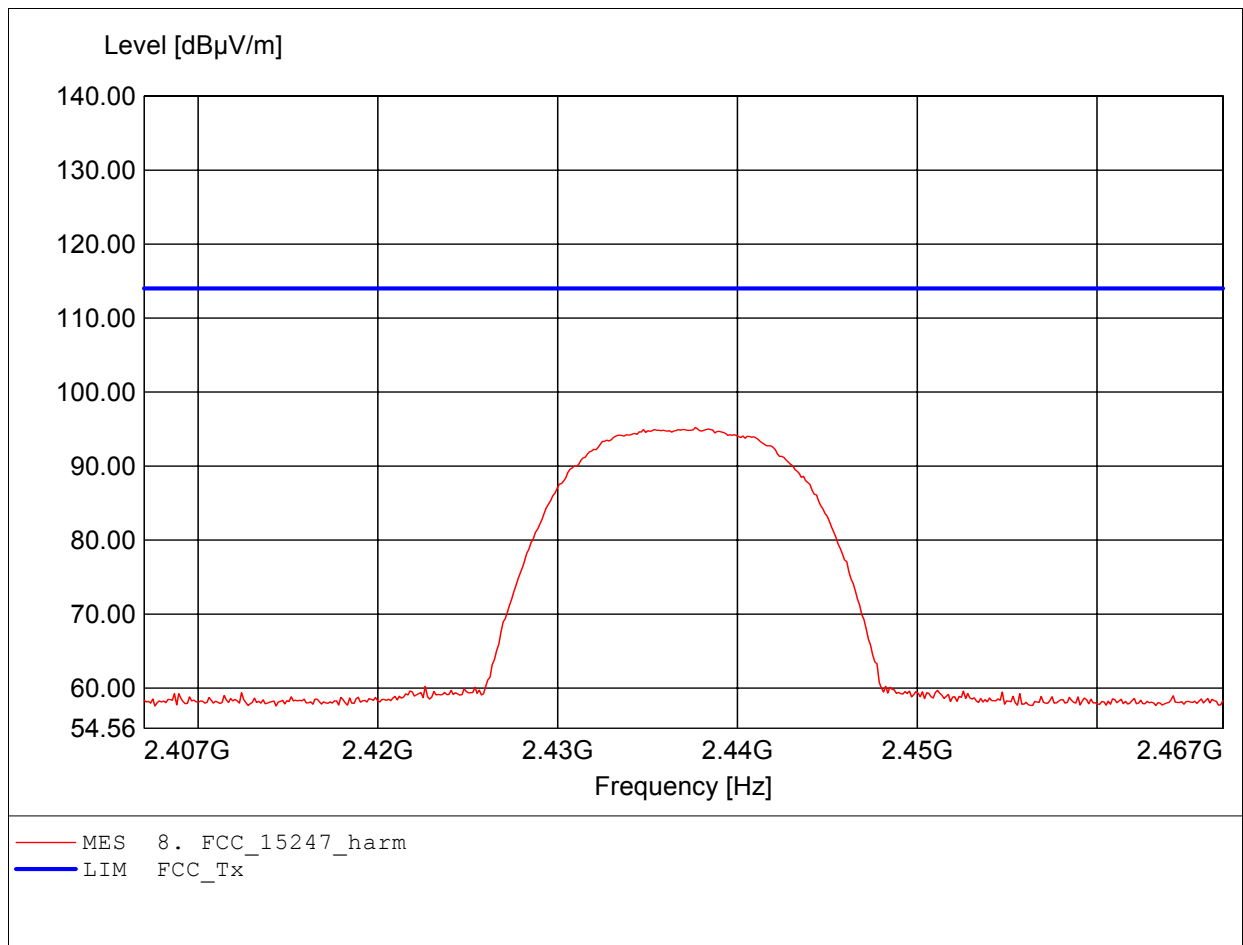
EUT: ProSafe 802.11g Wireless Access Point
MODEL NO.: WG102 11B CH1 Ant D
Approval Holder: Netgear Inc.
Test Site / Operator: ETS / Jay Chaing
Temperature/Voltage: Temp.: 23°C/ Unom.: 120 VAC (AC / DC Adapter)
Test Specification: according to §15.247
Comment 1: Dist.: 3m, Ant.: HL025
Freq: 2.412GHz, Emax: 72.48dBµV/m, RBW: 1MHz



Carrier power (Field Strength)

FCC RULES PART 15, SUBPART C

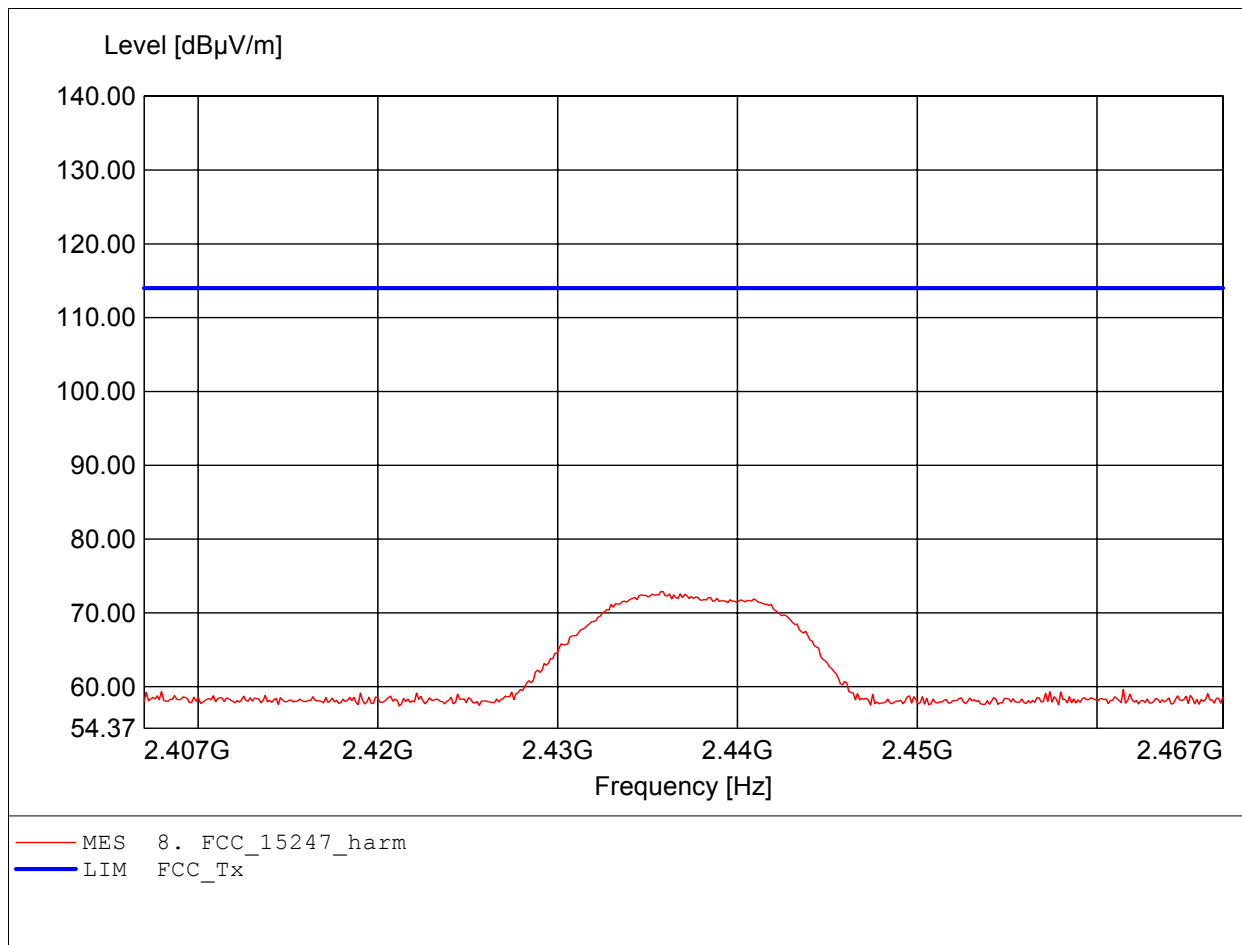
EUT: ProSafe 802.11g Wireless Access Point
MODEL NO.: WG102 11B CH6 Ant D
Approval Holder: Netgear Inc.
Test Site / Operator: ETS / Jay Chaing
Temperature/Voltage: Temp.: 23°C/ Unom.: 120 VAC (AC / DC Adapter)
Test Specification: according to §15.247
Comment 1: Dist.: 3m, Ant.: HL025
Freq: 2.438GHz, Emax: 95.21dBµV/m, RBW: 1MHz



Carrier power (Field Strength)

FCC RULES PART 15, SUBPART C

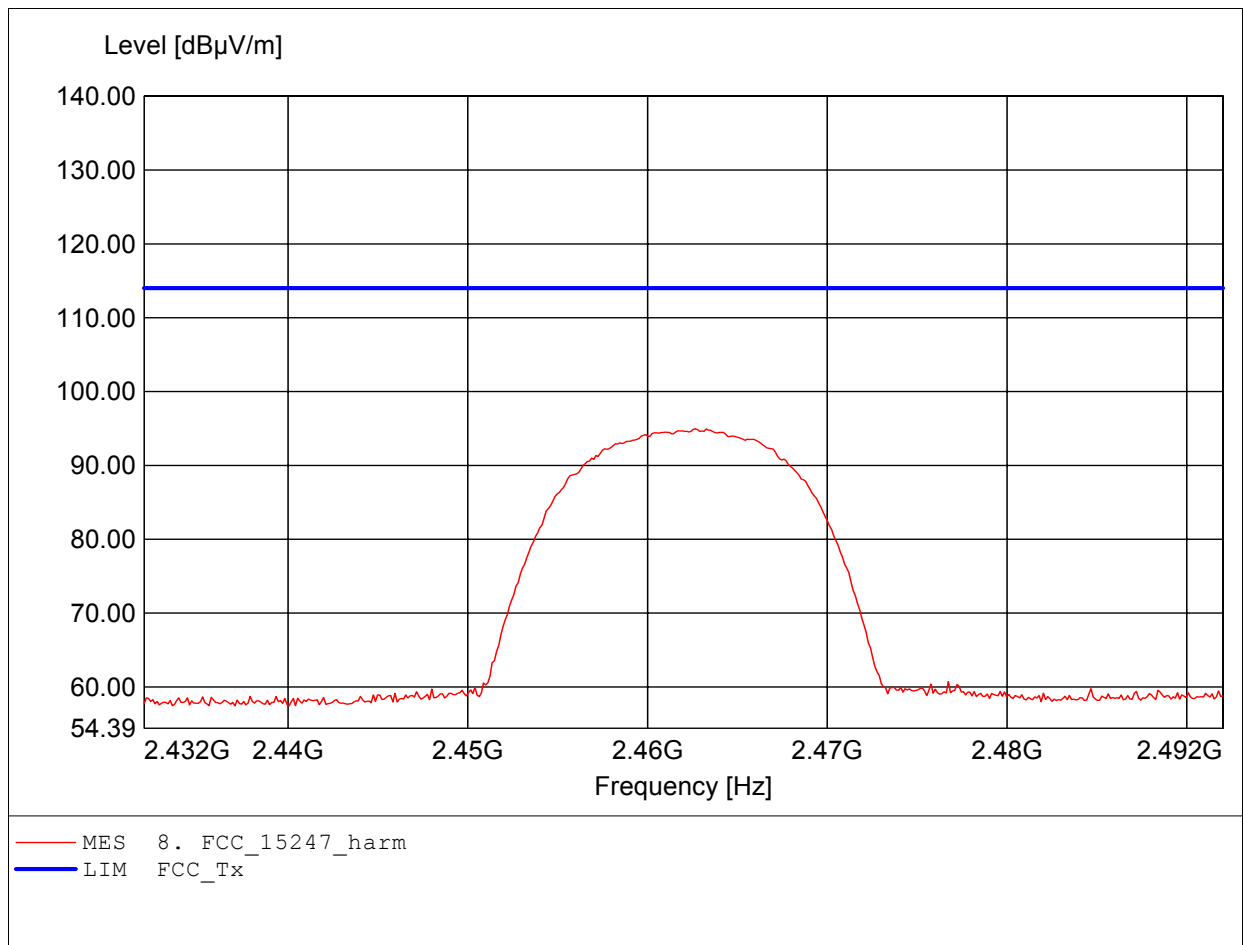
EUT: ProSafe 802.11g Wireless Access Point
MODEL NO.: WG102 11B CH6 Ant D
Approval Holder: Netgear Inc.
Test Site / Operator: ETS / Jay Chaing
Temperature/Voltage: Temp.: 23°C/ Unom.: 120 VAC (AC / DC Adapter)
Test Specification: according to §15.247
Comment 1: Dist.: 3m, Ant.: HL025
Freq: 2.436GHz, Emax: 72.87dBµV/m, RBW: 1MHz



Carrier power (Field Strength)

FCC RULES PART 15, SUBPART C

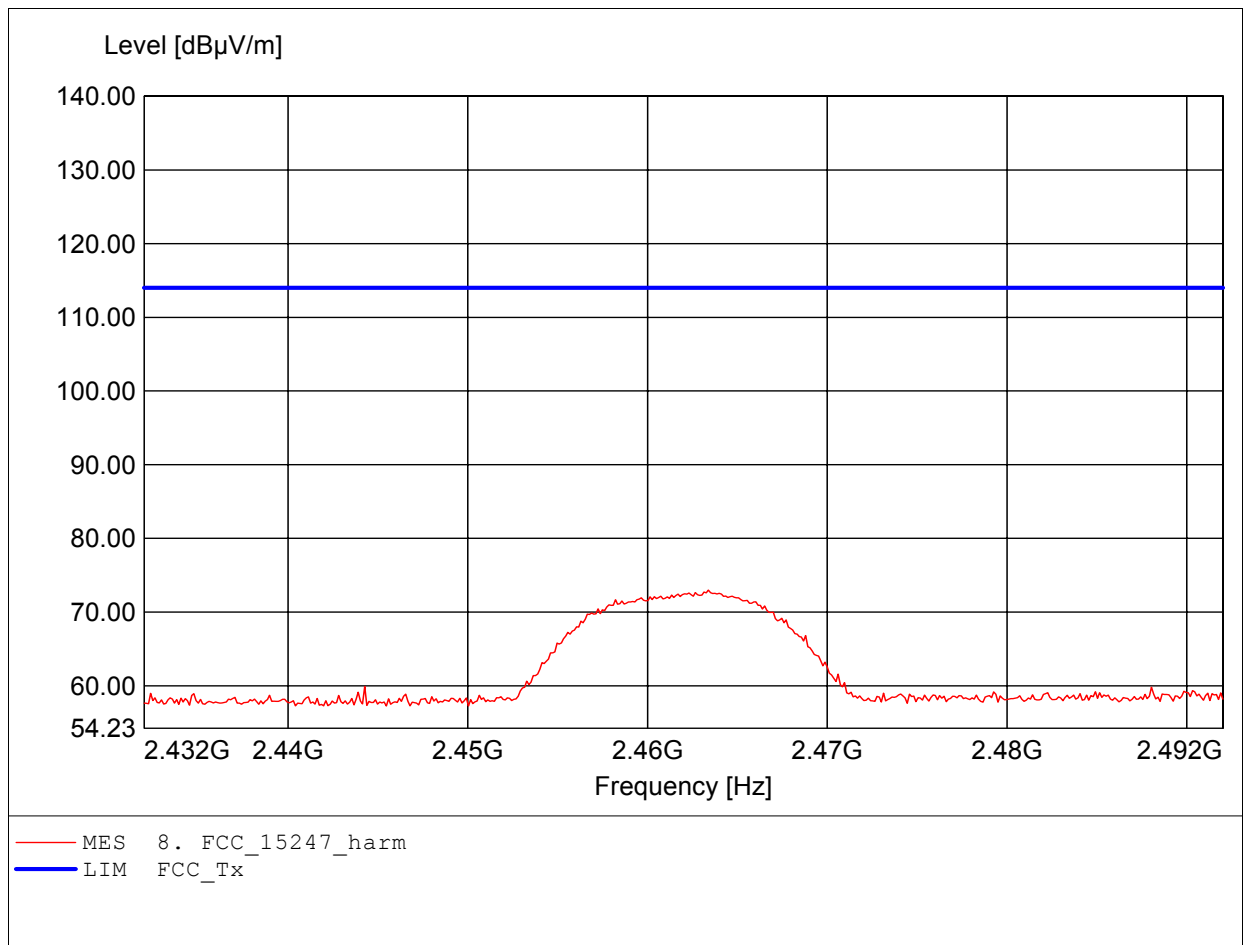
EUT: ProSafe 802.11g Wireless Access Point
MODEL NO.: WG102 11B CH11 Ant D
Approval Holder: Netgear Inc.
Test Site / Operator: ETS / Jay Chaing
Temperature/Voltage: Temp.: 23°C/ Unom.: 120 VAC (AC / DC Adapter)
Test Specification: according to §15.247
Comment 1: Dist.: 3m, Ant.: HL025
Freq: 2.463GHz, Emax: 94.94dBµV/m, RBW: 1MHz



Carrier power (Field Strength)

FCC RULES PART 15, SUBPART C

EUT: ProSafe 802.11g Wireless Access Point
MODEL NO.: WG102 11B CH11 Ant D
Approval Holder: Netgear Inc.
Test Site / Operator: ETS / Jay Chaing
Temperature/Voltage: Temp.: 23°C/ Unom.: 120 VAC (AC / DC Adapter)
Test Specification: according to §15.247
Comment 1: Dist.: 3m, Ant.: HL025
Freq: 2.463GHz, Emax: 72.97dBµV/m, RBW: 1MHz





Registration number: W6M20409-5462-C-1
FCC ID: PY3WG102

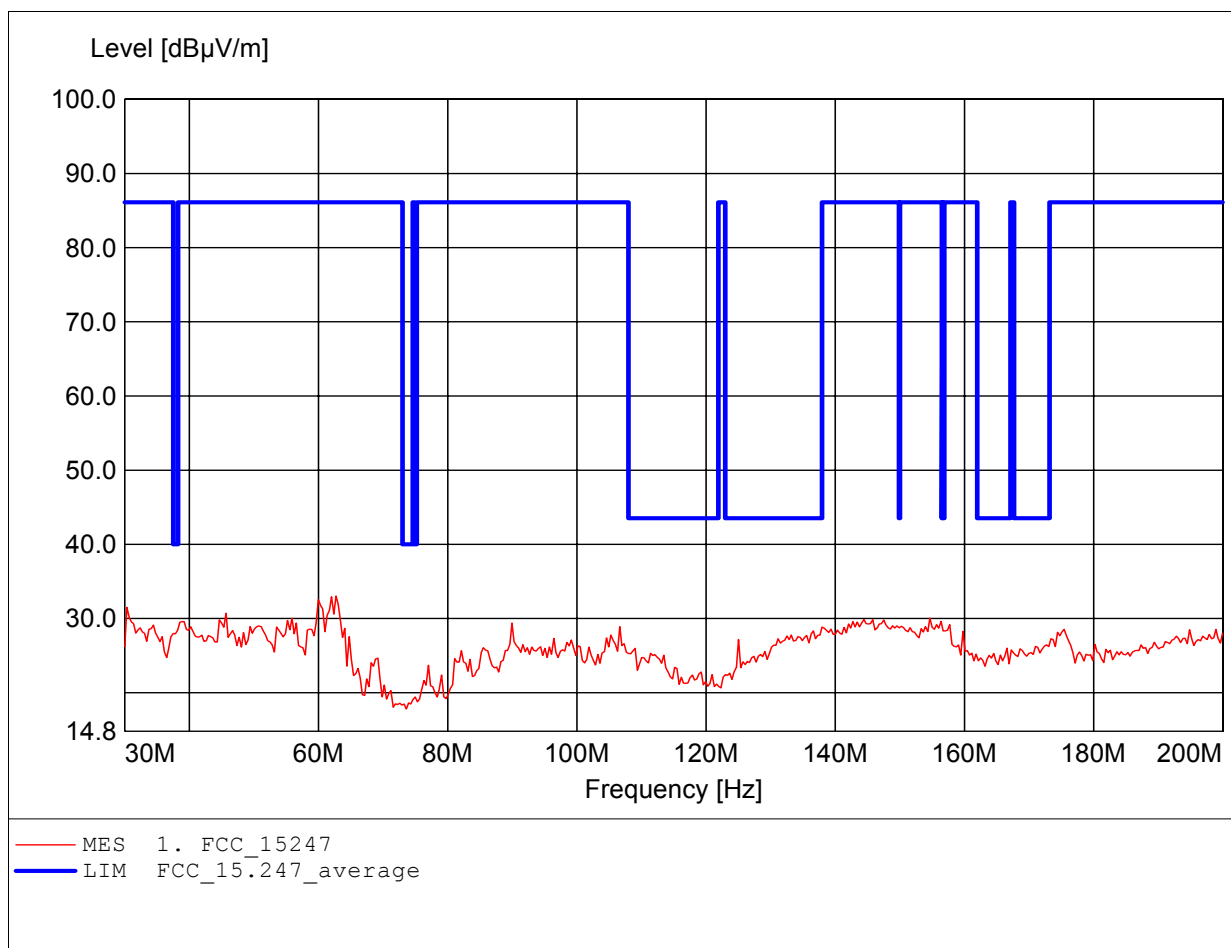
Appendix B

Spurious Emissions radiated – Transmitter operating

Spurious emissions Field Strength

FCC RULES PART 15, SUBPART C

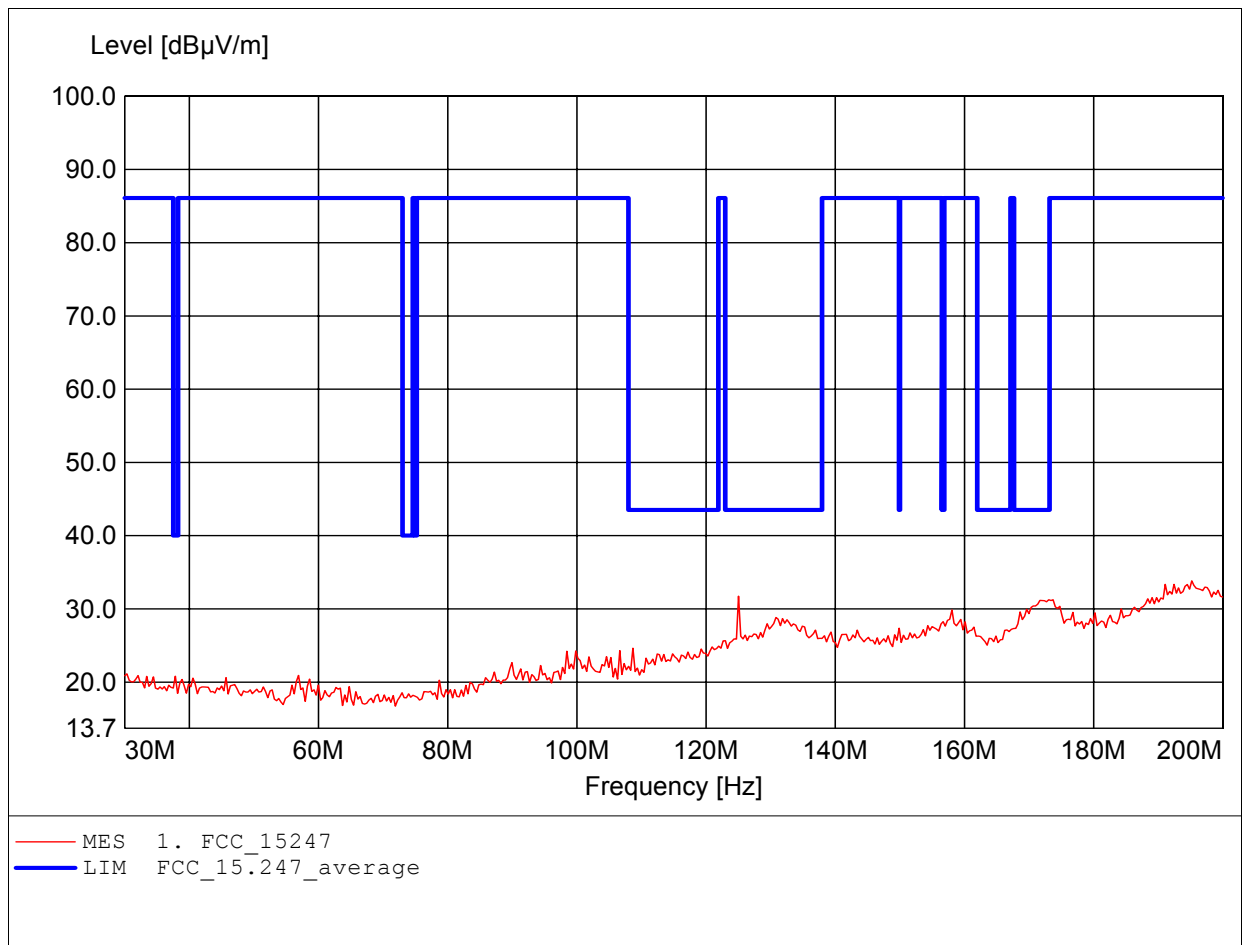
EUT: ProSafe 802.11g Wireless Access Point
MODEL NO.: WG102 11B CH1 Ant A
Approval Holder: Netgear Inc.
Test Site / Operator: ETS / Jay Chaing
Temperature/Voltage: Temp.: 23°C/ Unom.: 120 VAC (AC / DC Adapter)
Test Specification: according to §15.247
Comment 1: Dist.: 3m, Ant.: HK 116
Freq: 62.705MHz, Emax: 33.04dBµV/m, RBW: 100kHz



Spurious emissions Field Strength

FCC RULES PART 15, SUBPART C

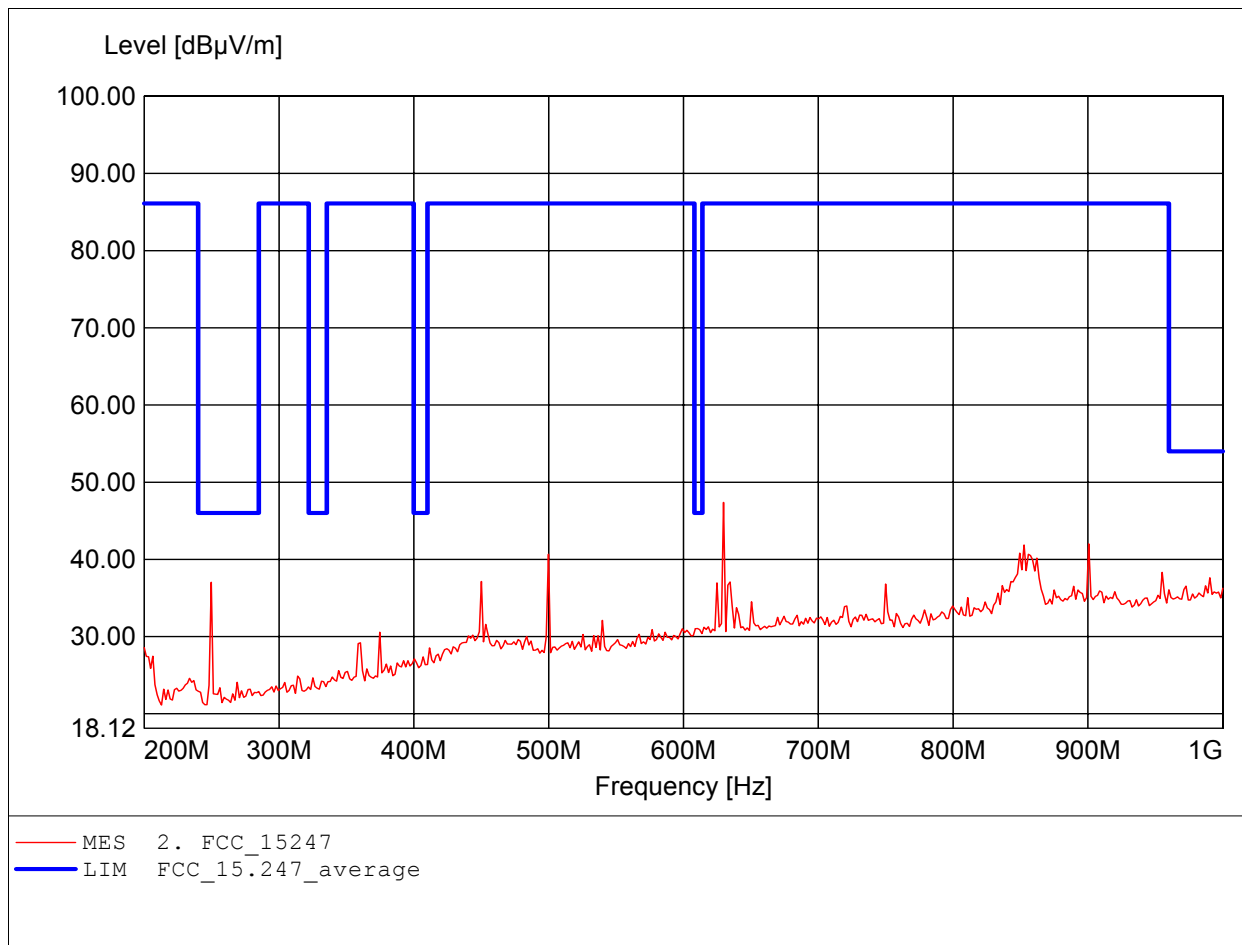
EUT: ProSafe 802.11g Wireless Access Point
MODEL NO.: WG102 11B CH1 Ant A
Approval Holder: Netgear Inc.
Test Site / Operator: ETS / Jay Chaing
Temperature/Voltage: Temp.: 23°C/ Unom.: 120 VAC (AC / DC Adapter)
Test Specification: according to §15.247
Comment 1: Dist.: 3m, Ant.: HK 116
Freq: 195.230MHz, Emax: 33.84dBµV/m, RBW: 100kHz



Spurious emissions Field Strength

FCC RULES PART 15, SUBPART C

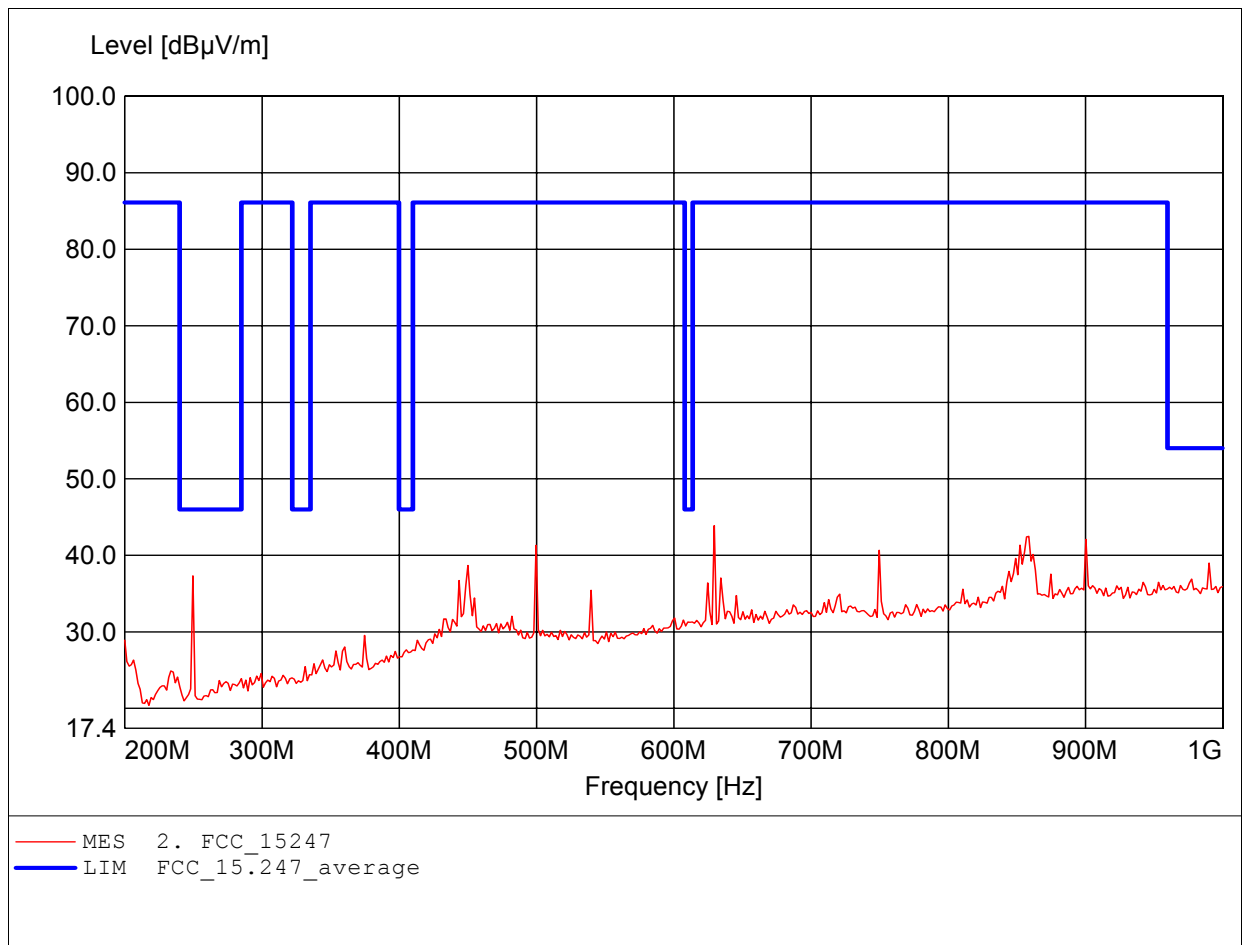
EUT: ProSafe 802.11g Wireless Access Point
MODEL NO.: WG102 11B CH1 Ant A
Approval Holder: Netgear Inc.
Test Site / Operator: ETS / Jay Chaing
Temperature/Voltage: Temp.: 23°C/ Unom.: 120 VAC (AC / DC Adapter)
Test Specification: according to §15.247
Comment 1: Dist.: 3m, Ant.: HL 223,
Freq: 629.659MHz, Emax: 47.38dBµV/m, RBW: 100kHz



Spurious emissions Field Strength

FCC RULES PART 15, SUBPART C

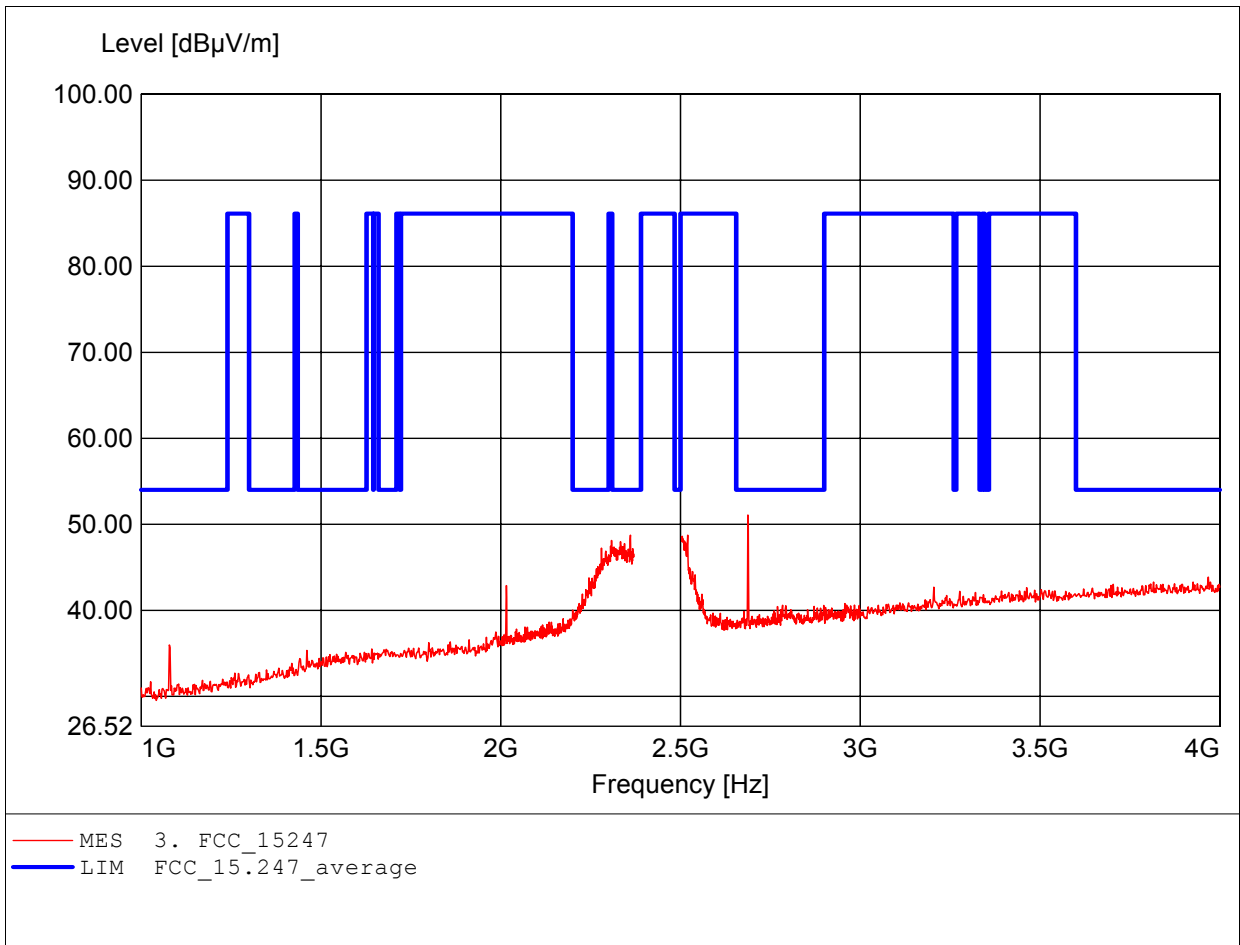
EUT: ProSafe 802.11g Wireless Access Point
MODEL NO.: WG102 11B CH1 Ant A
Approval Holder: Netgear Inc.
Test Site / Operator: ETS / Jay Chaing
Temperature/Voltage: Temp.: 23°C/ Unom.: 120 VAC (AC / DC Adapter)
Test Specification: according to §15.247
Comment 1: Dist.: 3m, Ant.: HL 223,
Freq: 629.659MHz, Emax: 43.87dBµV/m, RBW: 100kHz



Spurious emissions Field Strength

FCC RULES PART 15, SUBPART C

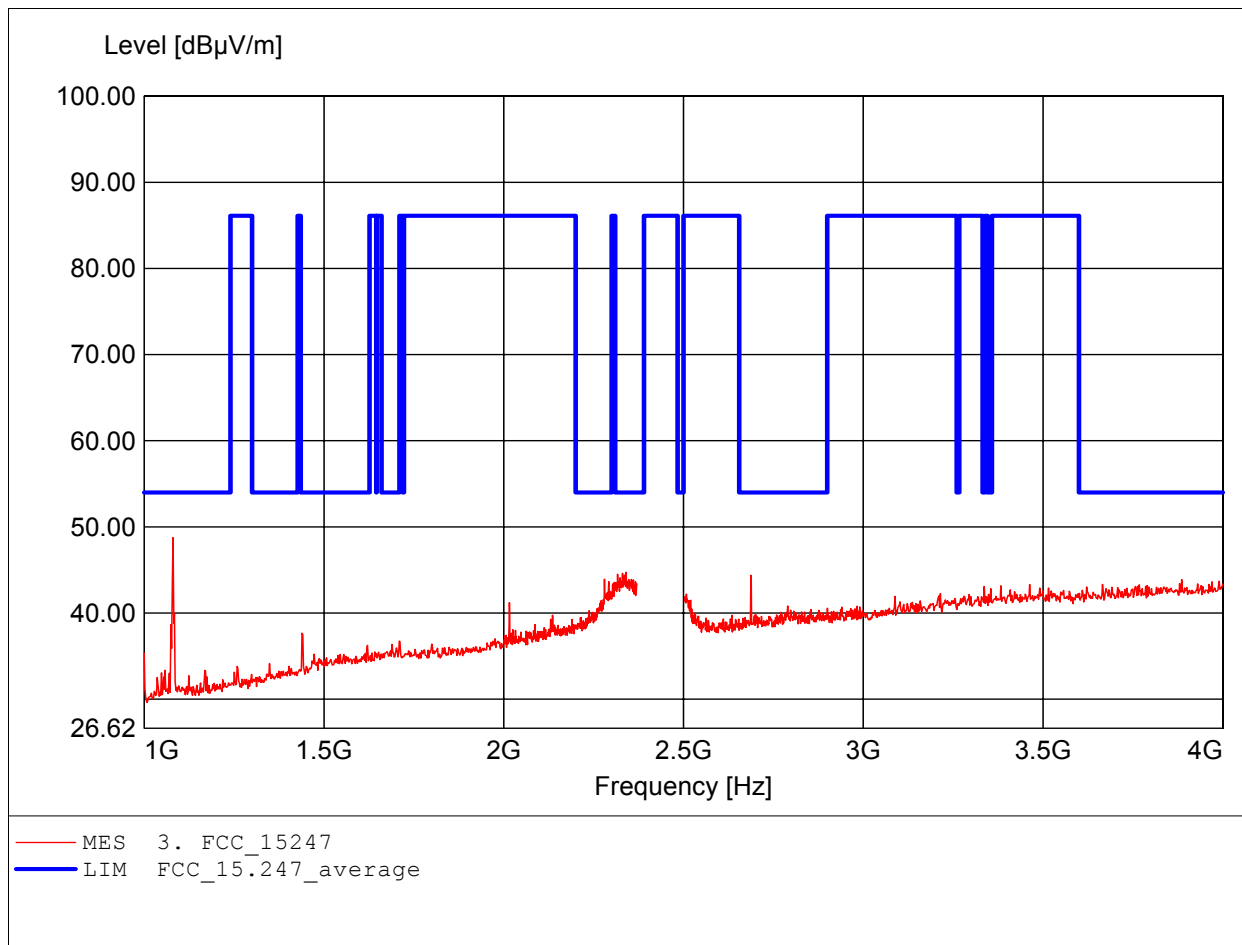
EUT: ProSafe 802.11g Wireless Access Point
MODEL NO.: WG102 11B CH1 Ant A
Approval Holder: Netgear Inc.
Test Site / Operator: ETS / Jay Chaing
Temperature/Voltage: Temp.: 23°C/ Unom.: 120 VAC (AC / DC Adapter)
Test Specification: according to §15.247, peak detector
Comment 1: Dist.: 3m, Ant.: HL025, amplif.
Freq: 2.687GHz, Emax: 51.10dBµV/m, RBW: 1MHz



Spurious emissions Field Strength

FCC RULES PART 15, SUBPART C

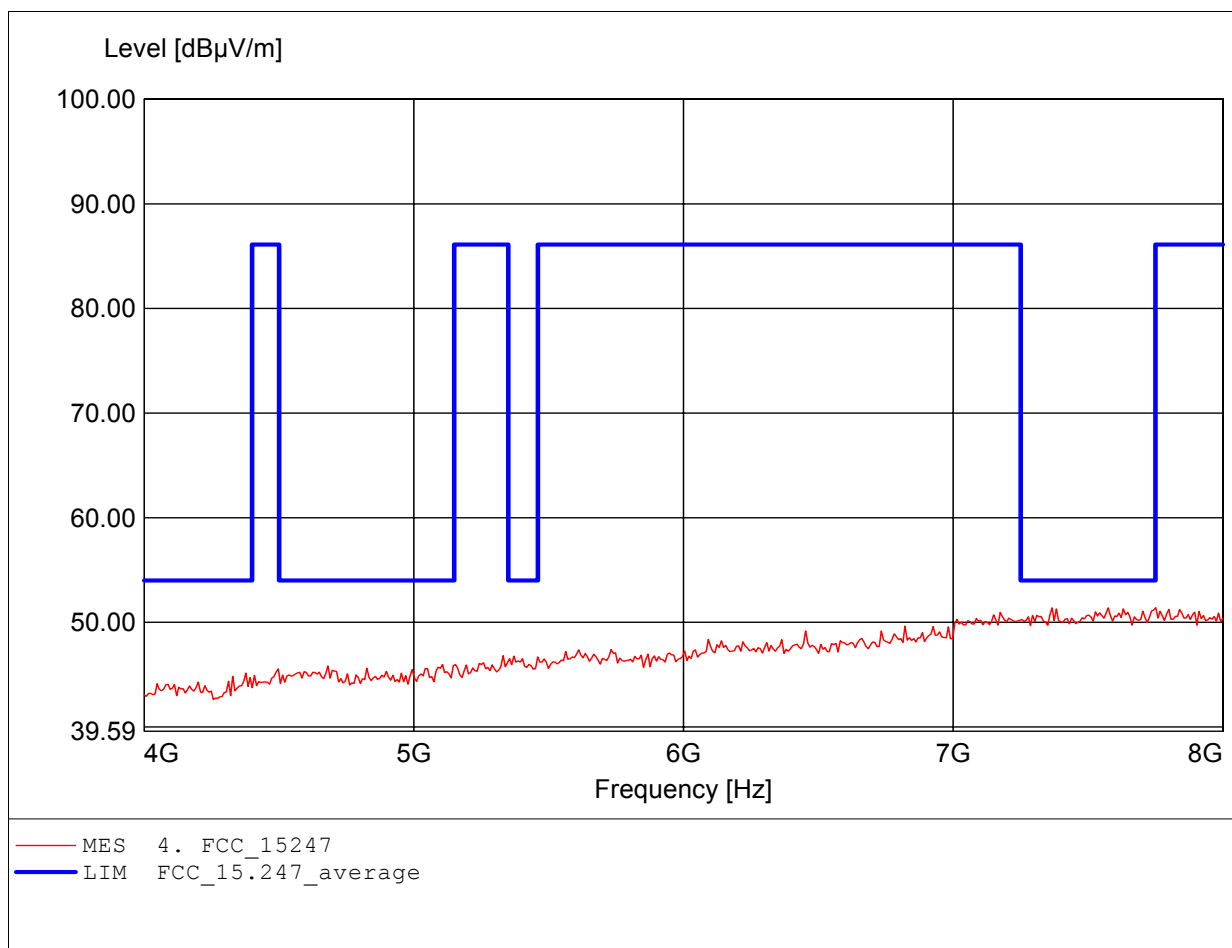
EUT: ProSafe 802.11g Wireless Access Point
MODEL NO.: WG102 11B CH1 Ant A
Approval Holder: Netgear Inc.
Test Site / Operator: ETS / Jay Chaing
Temperature/Voltage: Temp.: 23°C/ Unom.: 120 VAC (AC / DC Adapter)
Test Specification: according to §15.247, peak detector
Comment 1: Dist.: 3m, Ant.: HL025, amplif.
Freq: 1.080GHz, Emax: 48.76dBµV/m, RBW: 1MHz



Spurious emissions Field Strength

FCC RULES PART 15, SUBPART C

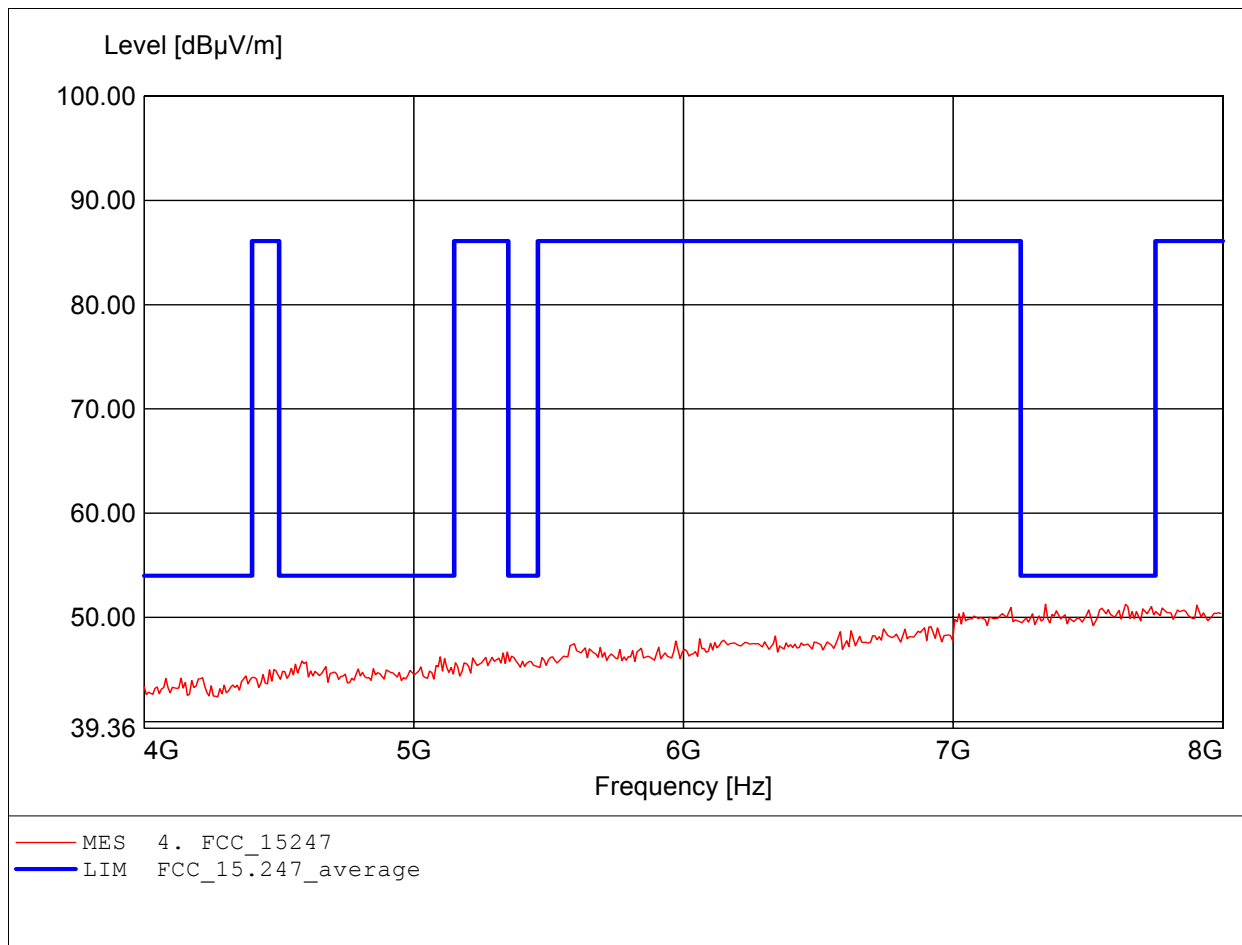
EUT: ProSafe 802.11g Wireless Access Point
MODEL NO.: WG102 11B CH1 Ant A
Approval Holder: Netgear Inc.
Test Site / Operator: ETS / Jay Chaing
Temperature/Voltage: Temp.: 23°C/ Unom.: 120 VAC (AC / DC Adapter)
Test Specification: according to §15.247, peak detector
Comment 1: Dist.: 3m, Ant.: HL025, ampl.+HP.
Freq: 7.752GHz, Emax: 51.41dBµV/m, RBW: 1MHz



Spurious emissions Field Strength

FCC RULES PART 15, SUBPART C

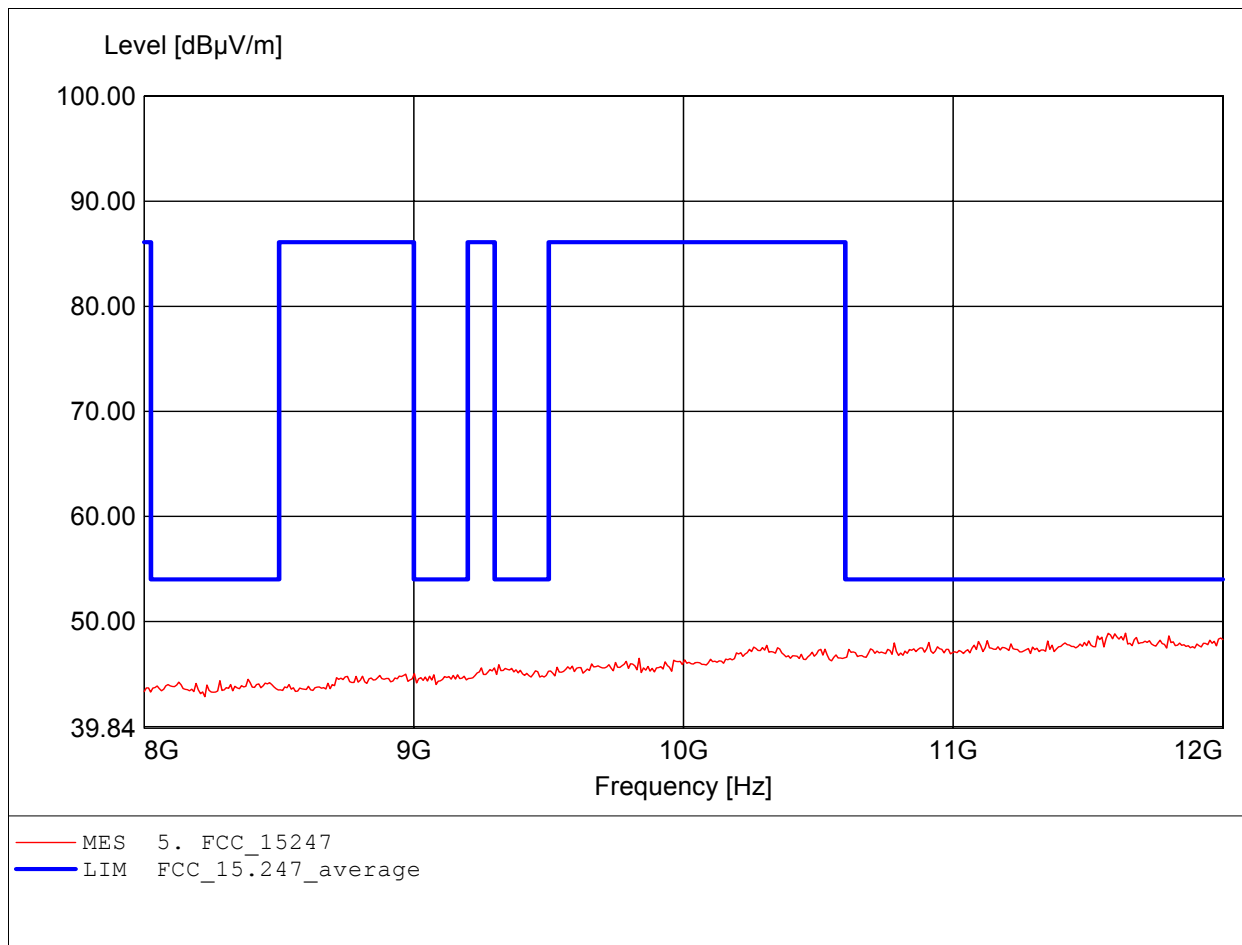
EUT: ProSafe 802.11g Wireless Access Point
MODEL NO.: WG102 11B CH1 Ant A
Approval Holder: Netgear Inc.
Test Site / Operator: ETS / Jay Chaing
Temperature/Voltage: Temp.: 23°C/ Unom.: 120 VAC (AC / DC Adapter)
Test Specification: according to §15.247, peak detector
Comment 1: Dist.: 3m, Ant.: HL025, ampl.+HP.
Freq: 7.343GHz, Emax: 51.27dBµV/m, RBW: 1MHz



Spurious emissions Field Strength

FCC RULES PART 15, SUBPART C

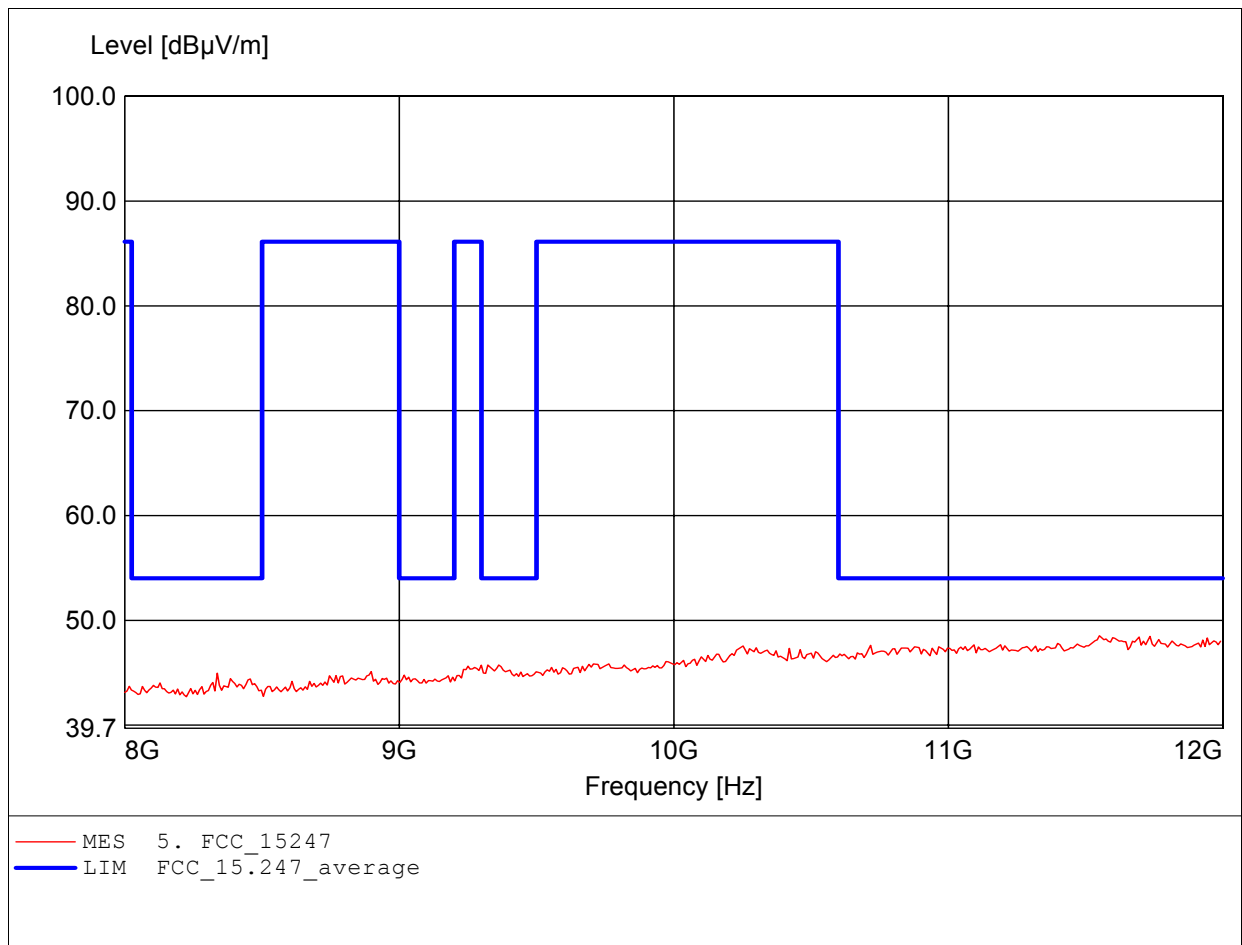
EUT: ProSafe 802.11g Wireless Access Point
MODEL NO.: WG102 11B CH1 Ant A
Approval Holder: Netgear Inc.
Test Site / Operator: ETS / Jay Chaing
Temperature/Voltage: Temp.: 23°C/ Unom.: 120 VAC (AC / DC Adapter)
Test Specification: according to §15.247, peak detector
Comment 1: Dist.: 3m, Ant.: HL025, ampl.+HP.
Freq: 11.639GHz, Emax: 48.89dBμV/m, RBW: 1MHz



Spurious emissions Field Strength

FCC RULES PART 15, SUBPART C

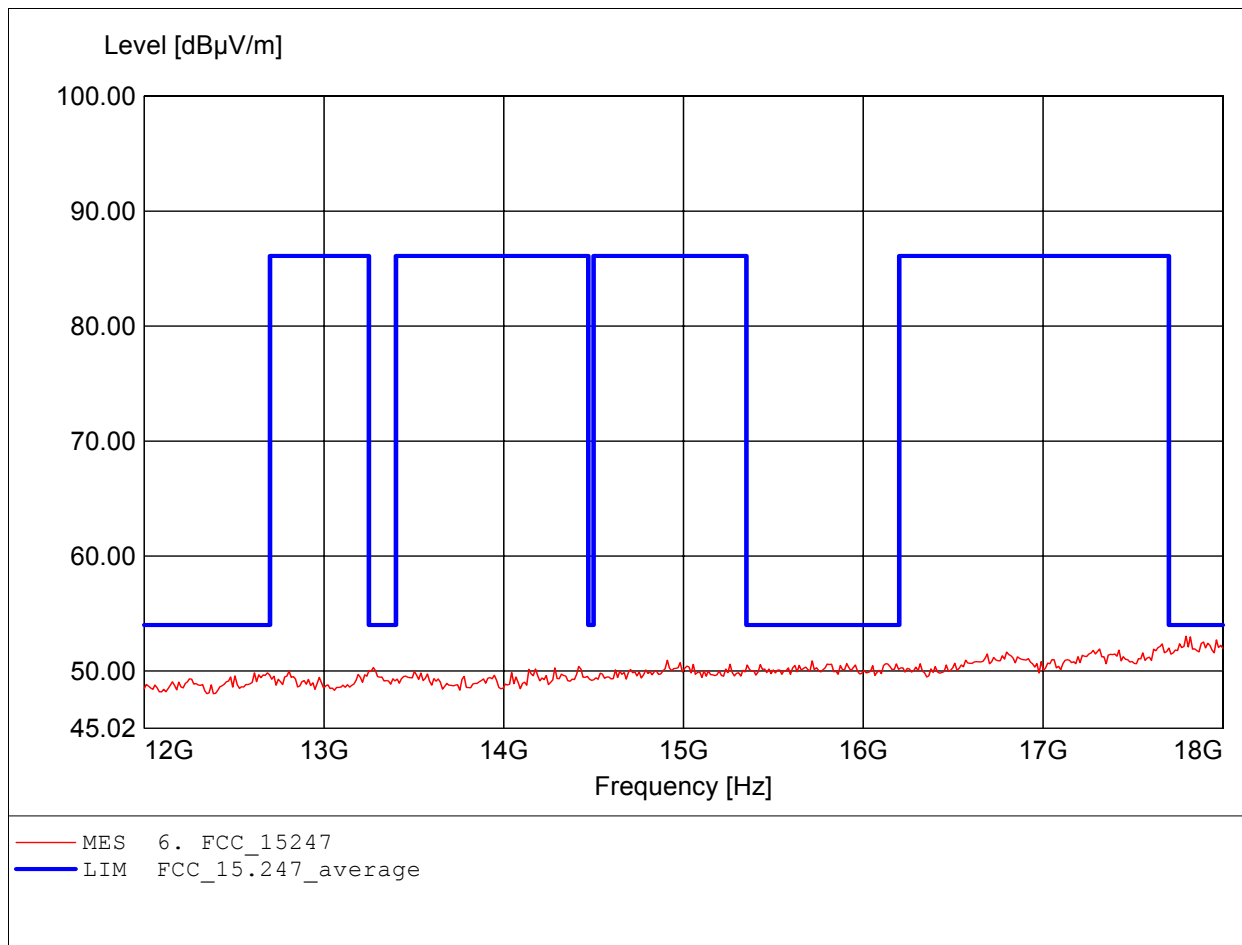
EUT: ProSafe 802.11g Wireless Access Point
MODEL NO.: WG102 11B CH1 Ant A
Approval Holder: Netgear Inc.
Test Site / Operator: ETS / Jay Chaing
Temperature/Voltage: Temp.: 23°C/ Unom.: 120 VAC (AC / DC Adapter)
Test Specification: according to §15.247, peak detector
Comment 1: Dist.: 3m, Ant.: HL025, ampl.+HP.
Freq: 11.551GHz, Emax: 48.52dBμV/m, RBW: 1MHz



Spurious emissions Field Strength

FCC RULES PART 15, SUBPART C

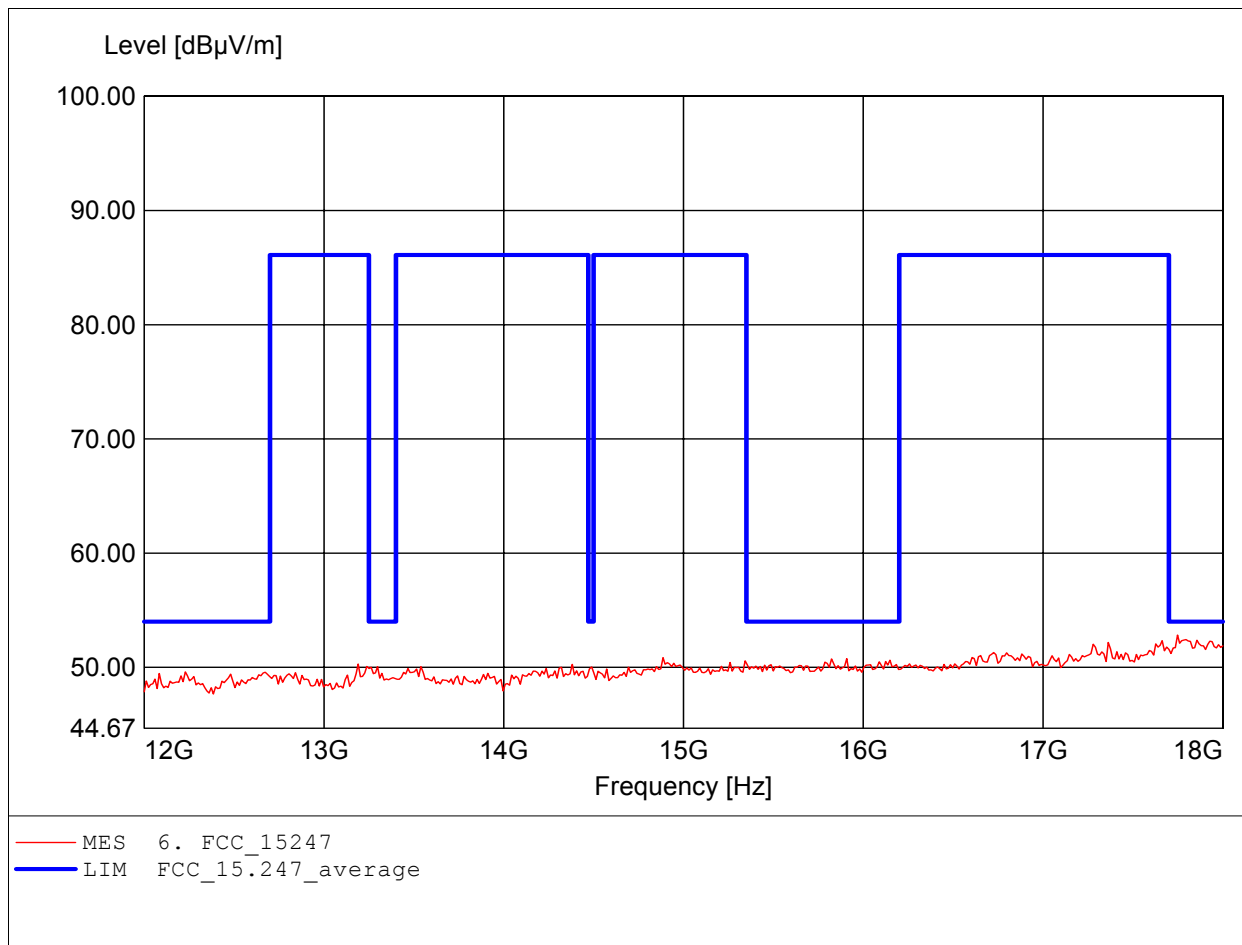
EUT: ProSafe 802.11g Wireless Access Point
MODEL NO.: WG102 11B CH1 Ant A
Approval Holder: Netgear Inc.
Test Site / Operator: ETS / Jay Chaing
Temperature/Voltage: Temp.: 23°C/ Unom.: 120 VAC (AC / DC Adapter)
Test Specification: according to §15.247, peak detector
Comment 1: Dist.: 3m, Ant.: HL025, ampl.+HP.
Freq: 17.796GHz, Emax: 53.02dBμV/m, RBW: 1MHz



Spurious emissions Field Strength

FCC RULES PART 15, SUBPART C

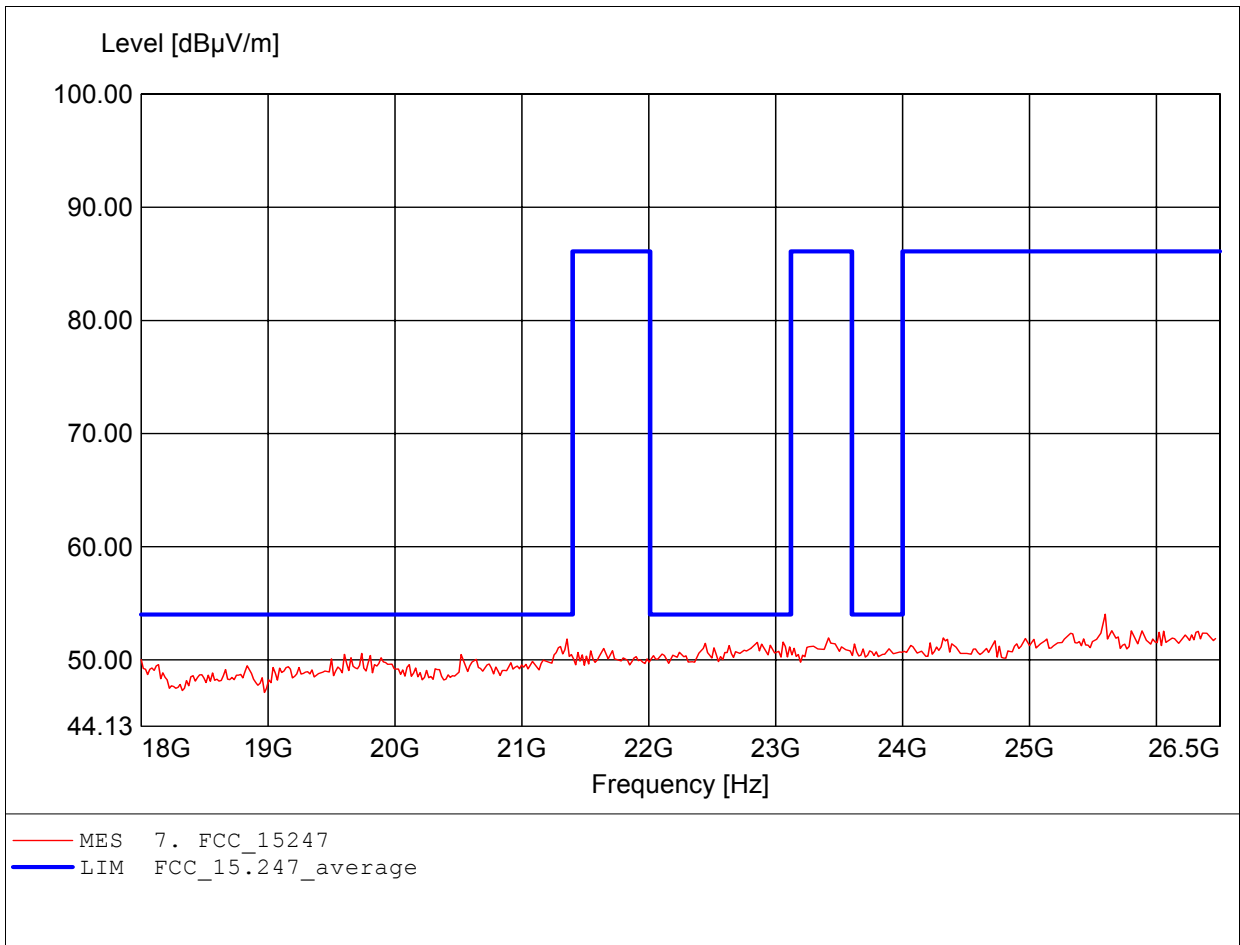
EUT: ProSafe 802.11g Wireless Access Point
MODEL NO.: WG102 11B CH1 Ant A
Approval Holder: Netgear Inc.
Test Site / Operator: ETS / Jay Chaing
Temperature/Voltage: Temp.: 23°C/ Unom.: 120 VAC (AC / DC Adapter)
Test Specification: according to §15.247, peak detector
Comment 1: Dist.: 3m, Ant.: HL025, ampl.+HP.
Freq: 17.747GHz, Emax: 52.83dBμV/m, RBW: 1MHz



Spurious emissions Field Strength

FCC RULES PART 15, SUBPART C

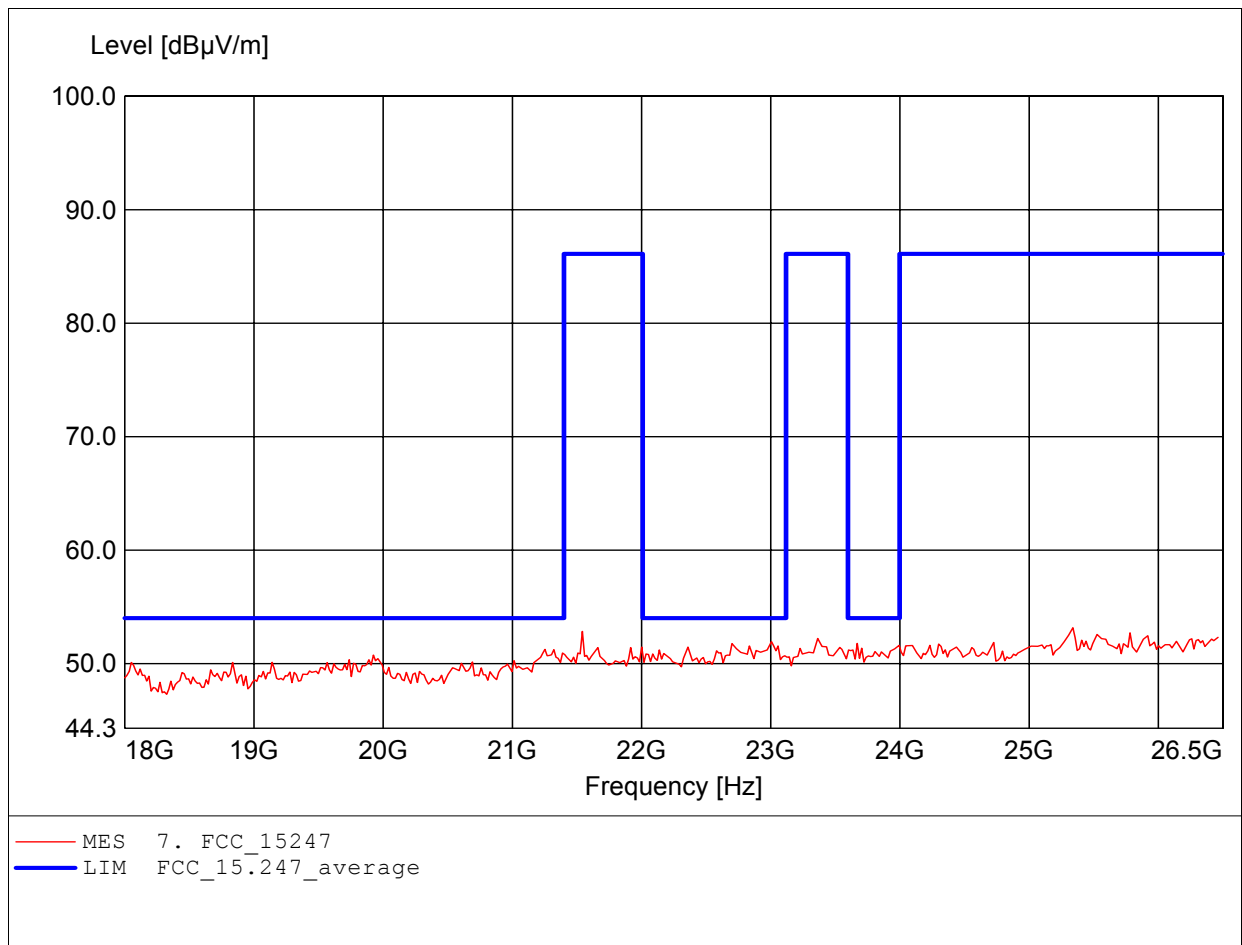
EUT: ProSafe 802.11g Wireless Access Point
MODEL NO.: WG102 11B CH1 Ant A
Approval Holder: Netgear Inc.
Test Site / Operator: ETS / Jay Chaing
Temperature/Voltage: Temp.: 23°C/ Unom.: 120 VAC (AC / DC Adapter)
Test Specification: according to §15.247, peak detector
Comment 1: Dist.: 3m, Ant.: HL025, amplif.
Freq: 25.597GHz, Emax: 54.03dBµV/m, RBW: 1MHz



Spurious emissions Field Strength

FCC RULES PART 15, SUBPART C

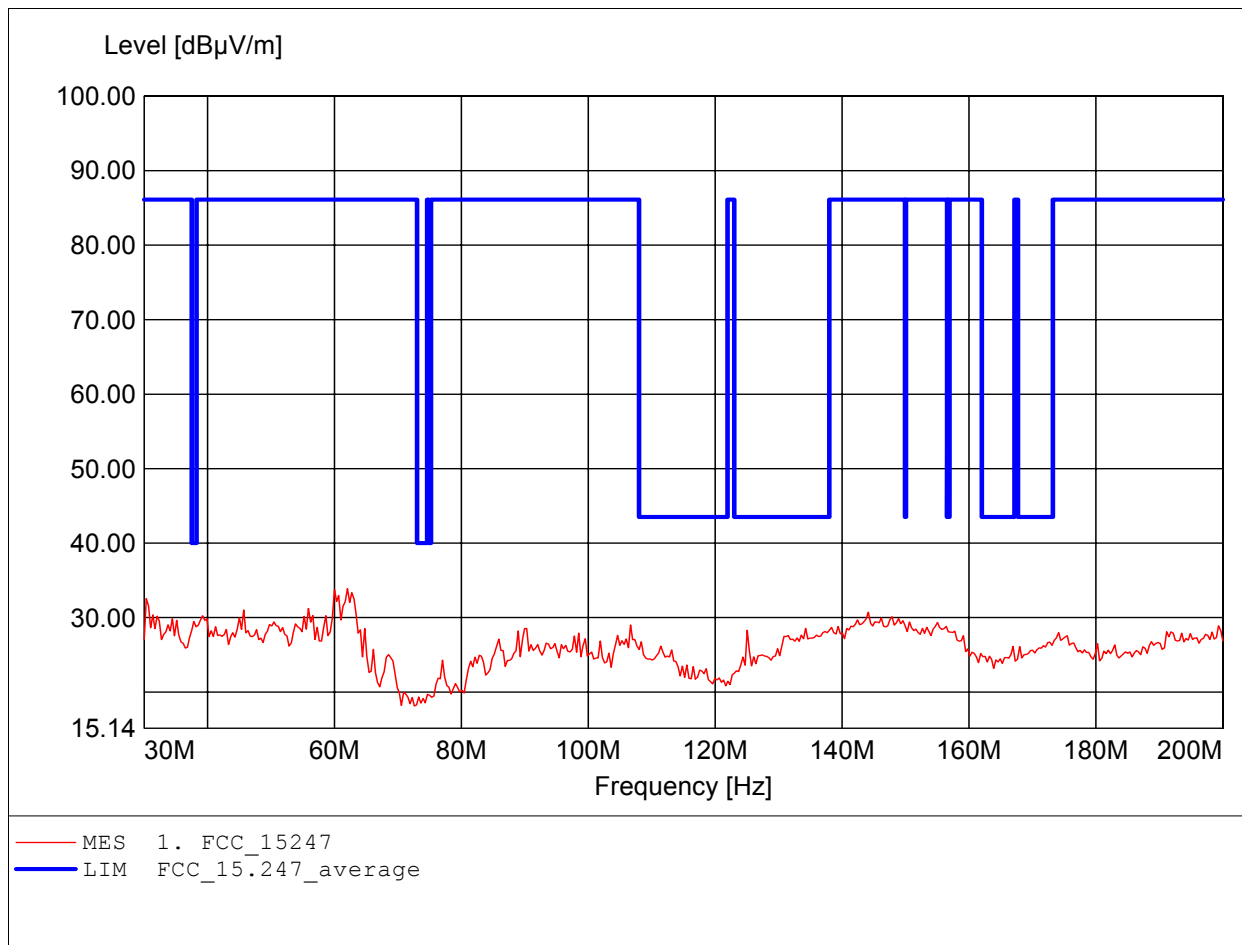
EUT: ProSafe 802.11g Wireless Access Point
MODEL NO.: WG102 11B CH1 Ant A
Approval Holder: Netgear Inc.
Test Site / Operator: ETS / Jay Chaing
Temperature/Voltage: Temp.: 23°C/ Unom.: 120 VAC (AC / DC Adapter)
Test Specification: according to §15.247, peak detector
Comment 1: Dist.: 3m, Ant.: HL025, amplif.
Freq: 25.342GHz, Emax: 53.16dBμV/m, RBW: 1MHz



Spurious emissions Field Strength

FCC RULES PART 15, SUBPART C

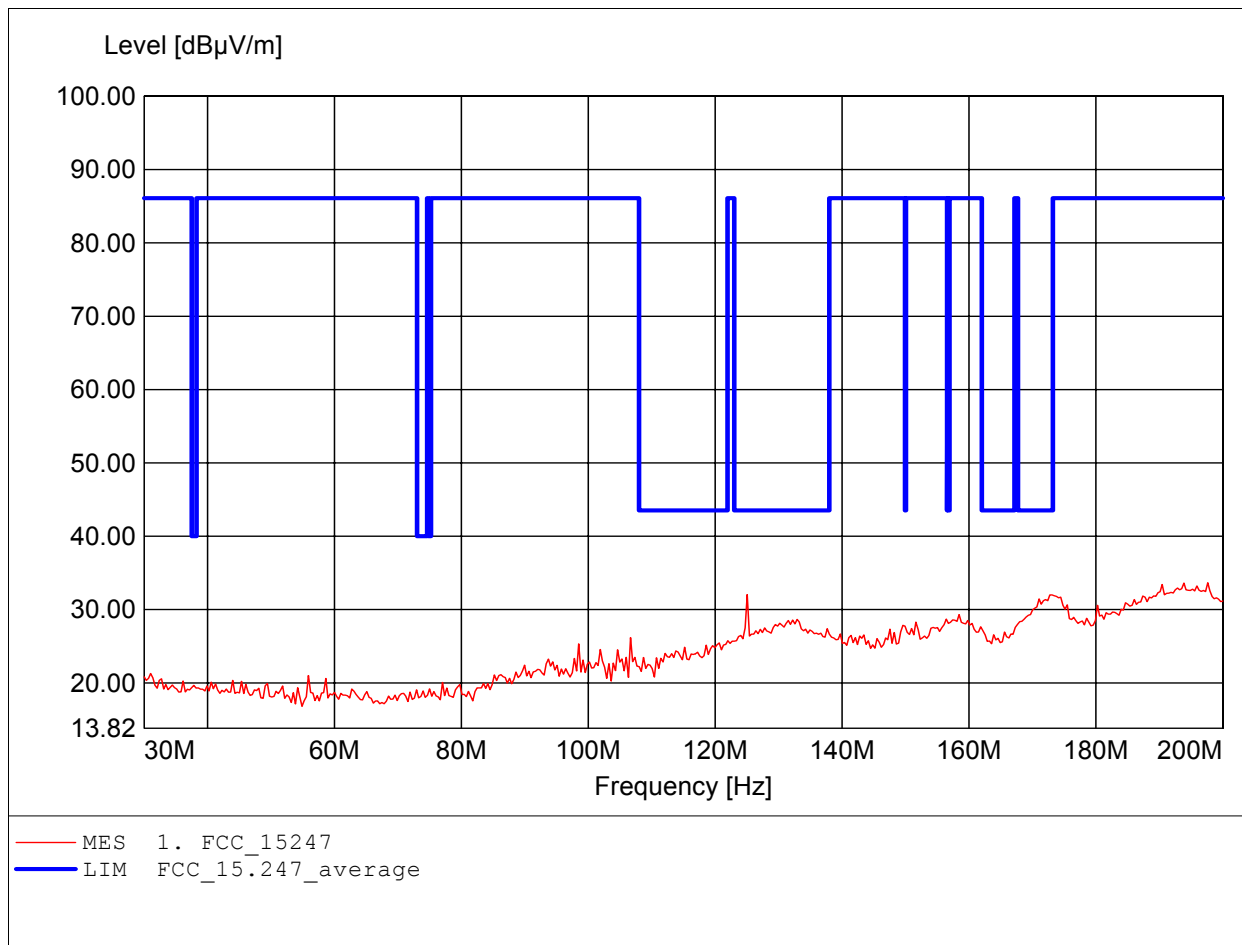
EUT: ProSafe 802.11g Wireless Access Point
MODEL NO.: WG102 11B CH6 Ant A
Approval Holder: Netgear Inc.
Test Site / Operator: ETS / Jay Chaing
Temperature/Voltage: Temp.: 23°C/ Unom.: 120 VAC (AC / DC Adapter)
Test Specification: according to §15.247
Comment 1: Dist.: 3m, Ant.: HK 116
Freq: 62.024MHz, Emax: 33.89dBµV/m, RBW: 100kHz



Spurious emissions Field Strength

FCC RULES PART 15, SUBPART C

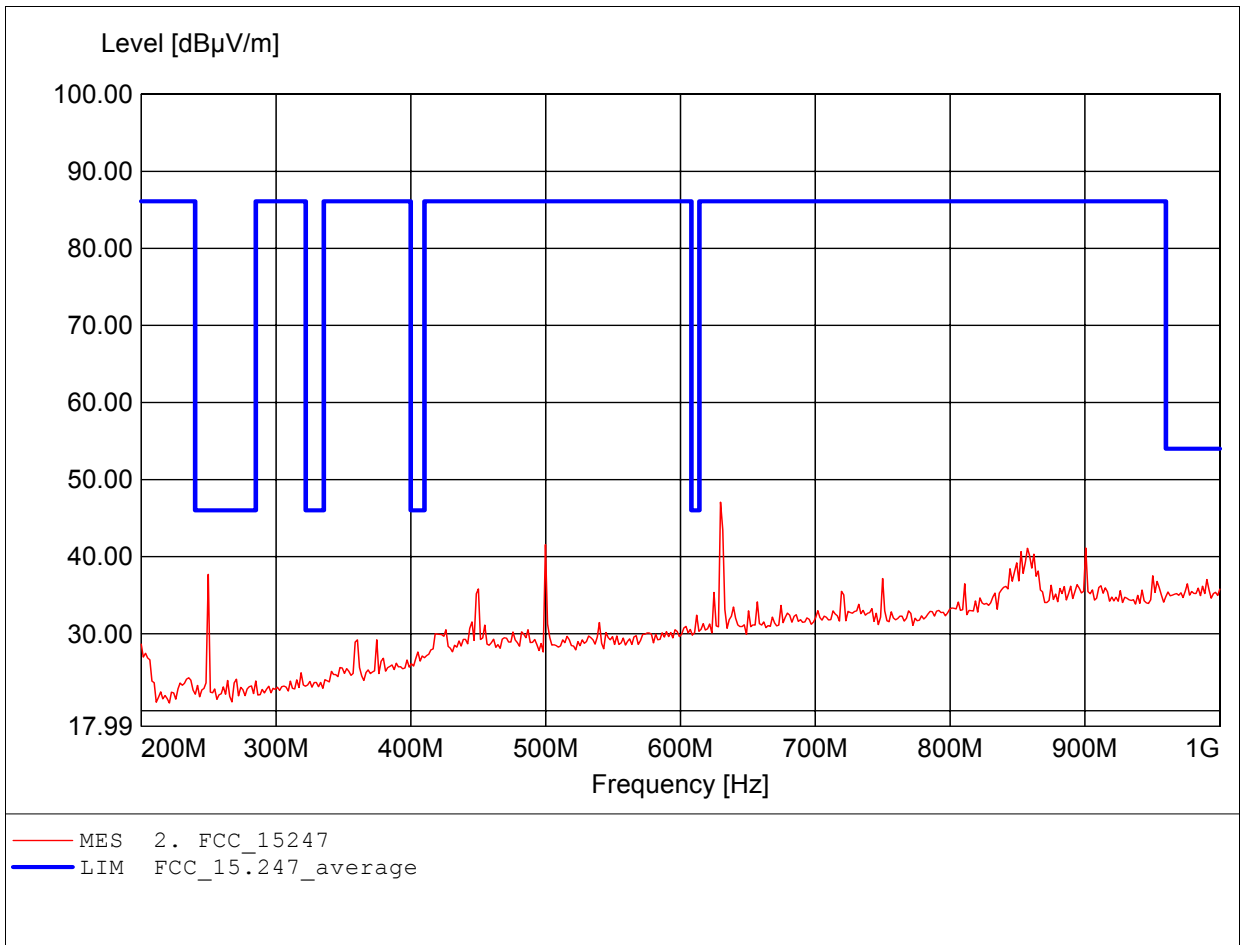
EUT: ProSafe 802.11g Wireless Access Point
MODEL NO.: WG102 11B CH6 Ant A
Approval Holder: Netgear Inc.
Test Site / Operator: ETS / Jay Chaing
Temperature/Voltage: Temp.: 23°C/ Unom.: 120 VAC (AC / DC Adapter)
Test Specification: according to §15.247
Comment 1: Dist.: 3m, Ant.: HK 116
Freq: 197.615MHz, Emax: 33.67dBµV/m, RBW: 100kHz



Spurious emissions Field Strength

FCC RULES PART 15, SUBPART C

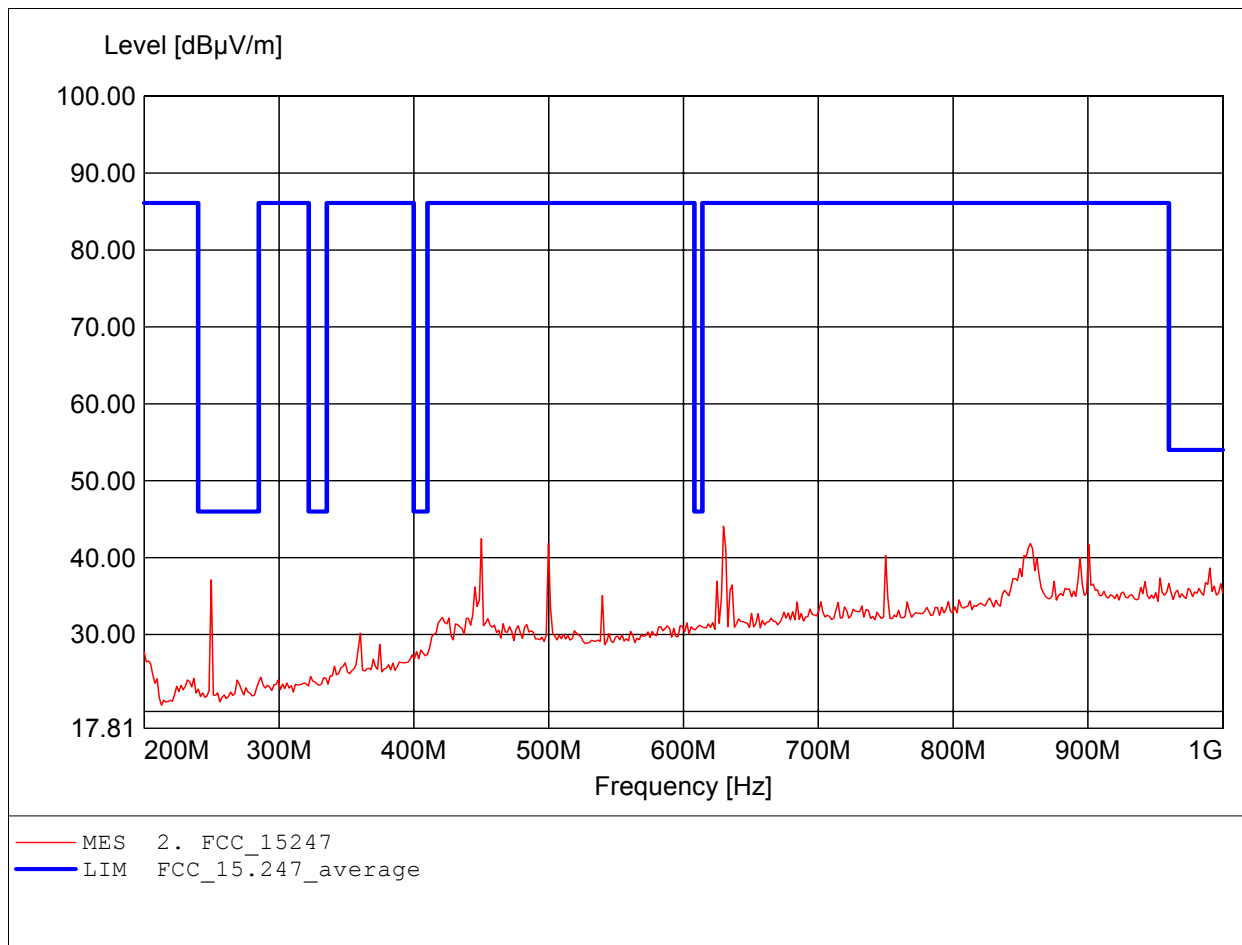
EUT: ProSafe 802.11g Wireless Access Point
MODEL NO.: WG102 11B CH6 Ant A
Approval Holder: Netgear Inc.
Test Site / Operator: ETS / Jay Chaing
Temperature/Voltage: Temp.: 23°C/ Unom.: 120 VAC (AC / DC Adapter)
Test Specification: according to §15.247
Comment 1: Dist.: 3m, Ant.: HL 223,
Freq: 629.659MHz, Emax: 47.07dBµV/m, RBW: 100kHz



Spurious emissions Field Strength

FCC RULES PART 15, SUBPART C

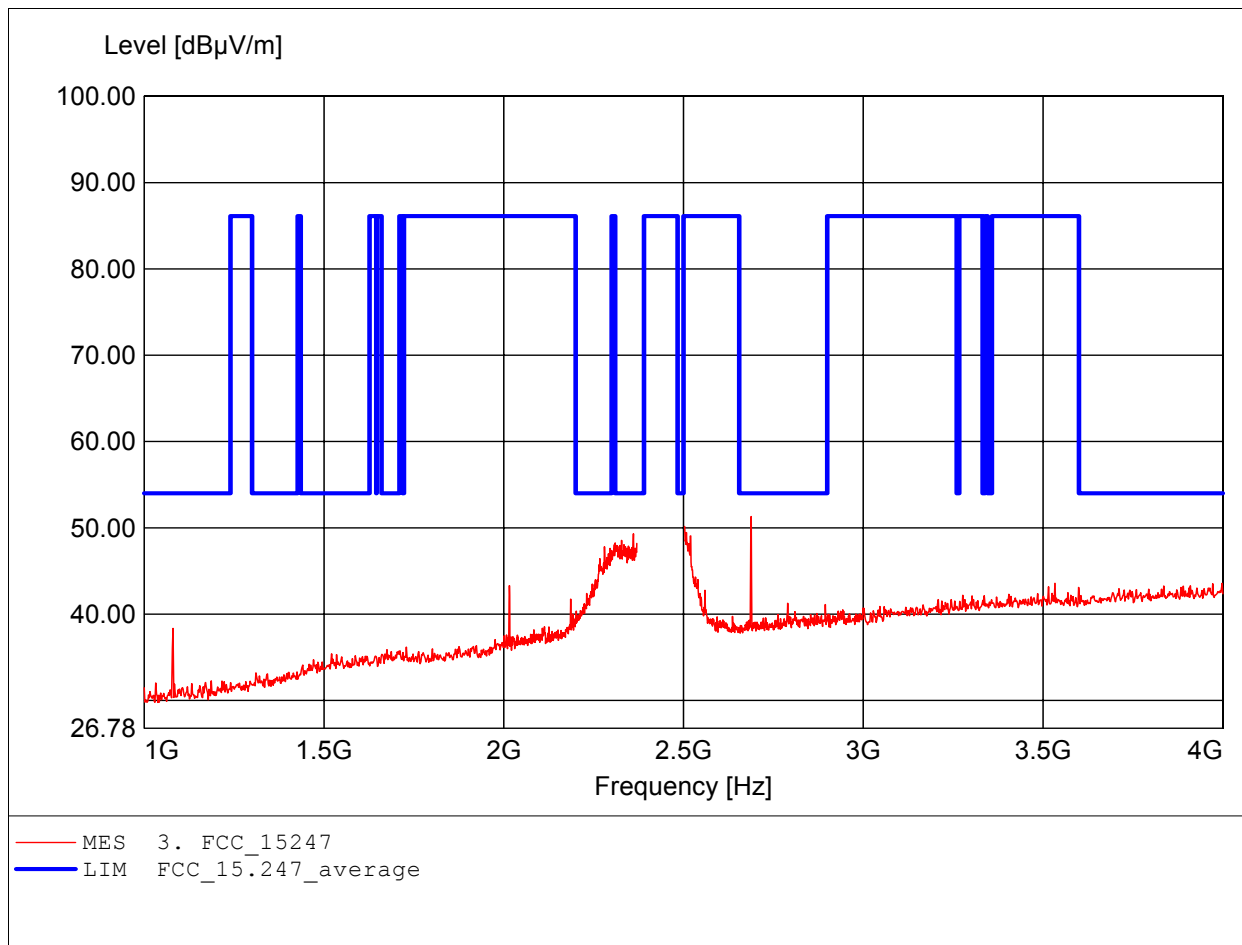
EUT: ProSafe 802.11g Wireless Access Point
MODEL NO.: WG102 11B CH6 Ant A
Approval Holder: Netgear Inc.
Test Site / Operator: ETS / Jay Chaing
Temperature/Voltage: Temp.: 23°C/ Unom.: 120 VAC (AC / DC Adapter)
Test Specification: according to §15.247
Comment 1: Dist.: 3m, Ant.: HL 223,
Freq: 629.659MHz, Emax: 44.08dBµV/m, RBW: 100kHz



Spurious emissions Field Strength

FCC RULES PART 15, SUBPART C

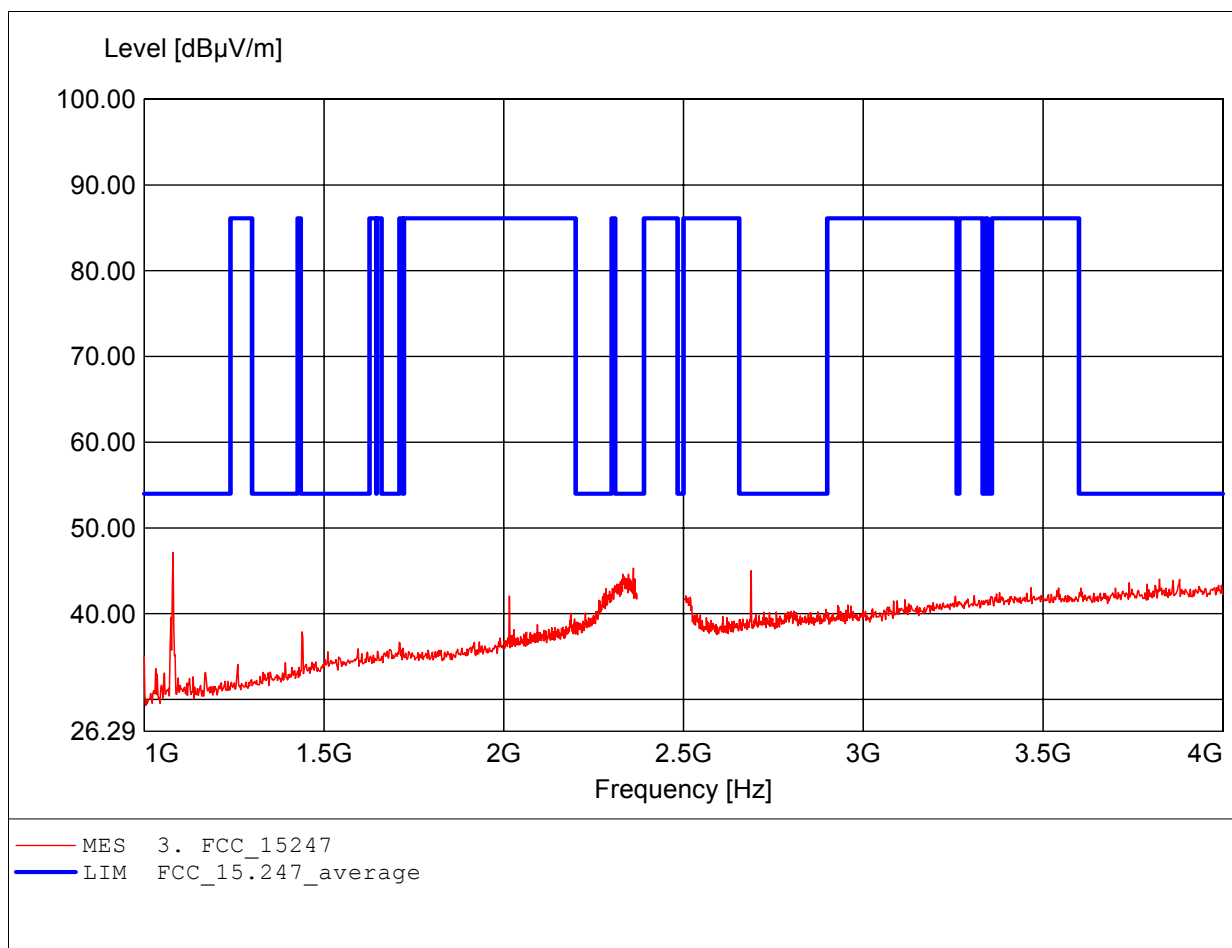
EUT: ProSafe 802.11g Wireless Access Point
MODEL NO.: WG102 11B CH6 Ant A
Approval Holder: Netgear Inc.
Test Site / Operator: ETS / Jay Chaing
Temperature/Voltage: Temp.: 23°C/ Unom.: 120 VAC (AC / DC Adapter)
Test Specification: according to §15.247, peak detector
Comment 1: Dist.: 3m, Ant.: HL025, amplif.
Freq: 2.688GHz, Emax: 51.31dBµV/m, RBW: 1MHz



Spurious emissions Field Strength

FCC RULES PART 15, SUBPART C

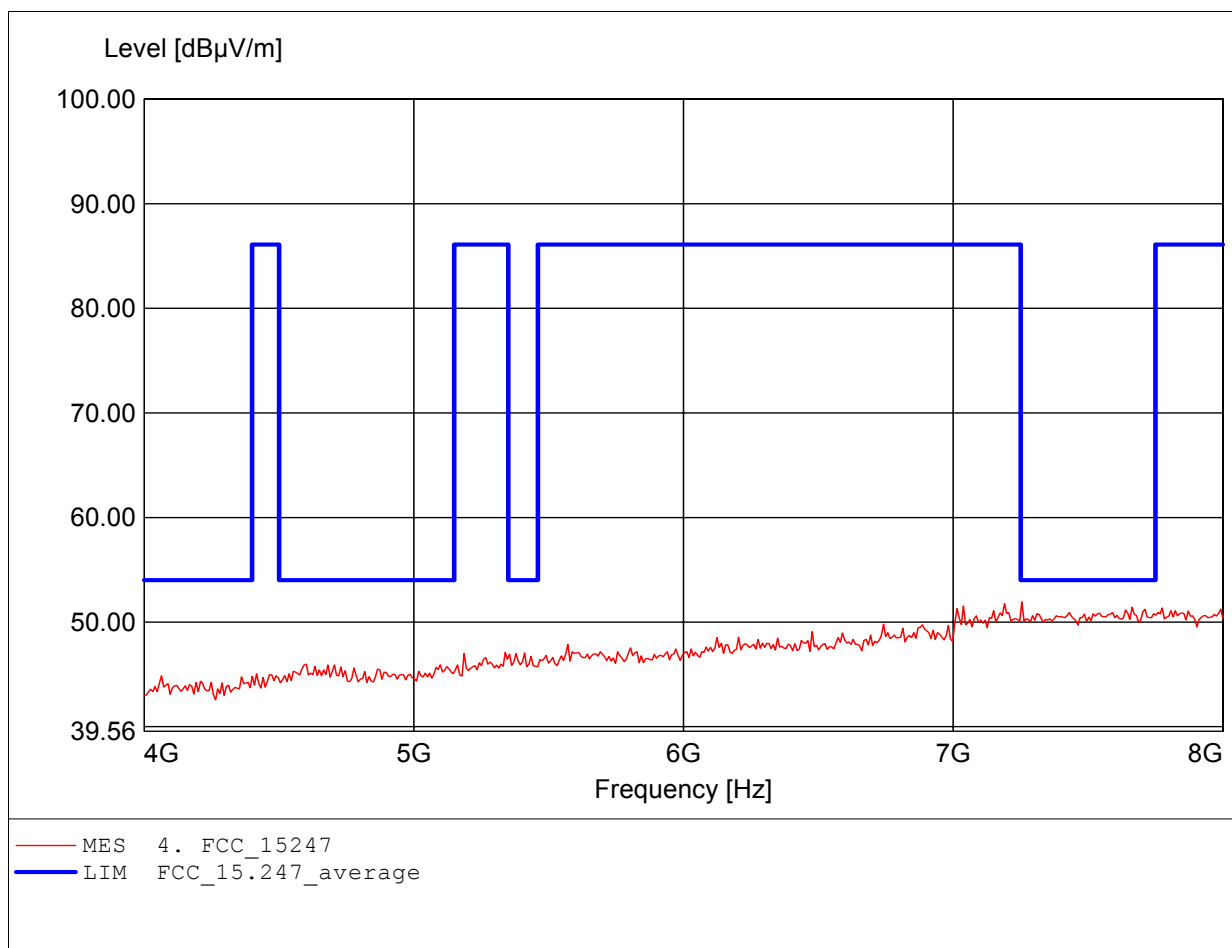
EUT: ProSafe 802.11g Wireless Access Point
MODEL NO.: WG102 11B CH6 Ant A
Approval Holder: Netgear Inc.
Test Site / Operator: ETS / Jay Chaing
Temperature/Voltage: Temp.: 23°C/ Unom.: 120 VAC (AC / DC Adapter)
Test Specification: according to §15.247, peak detector
Comment 1: Dist.: 3m, Ant.: HL025, amplif.
Freq: 1.080GHz, Emax: 47.12dBµV/m, RBW: 1MHz



Spurious emissions Field Strength

FCC RULES PART 15, SUBPART C

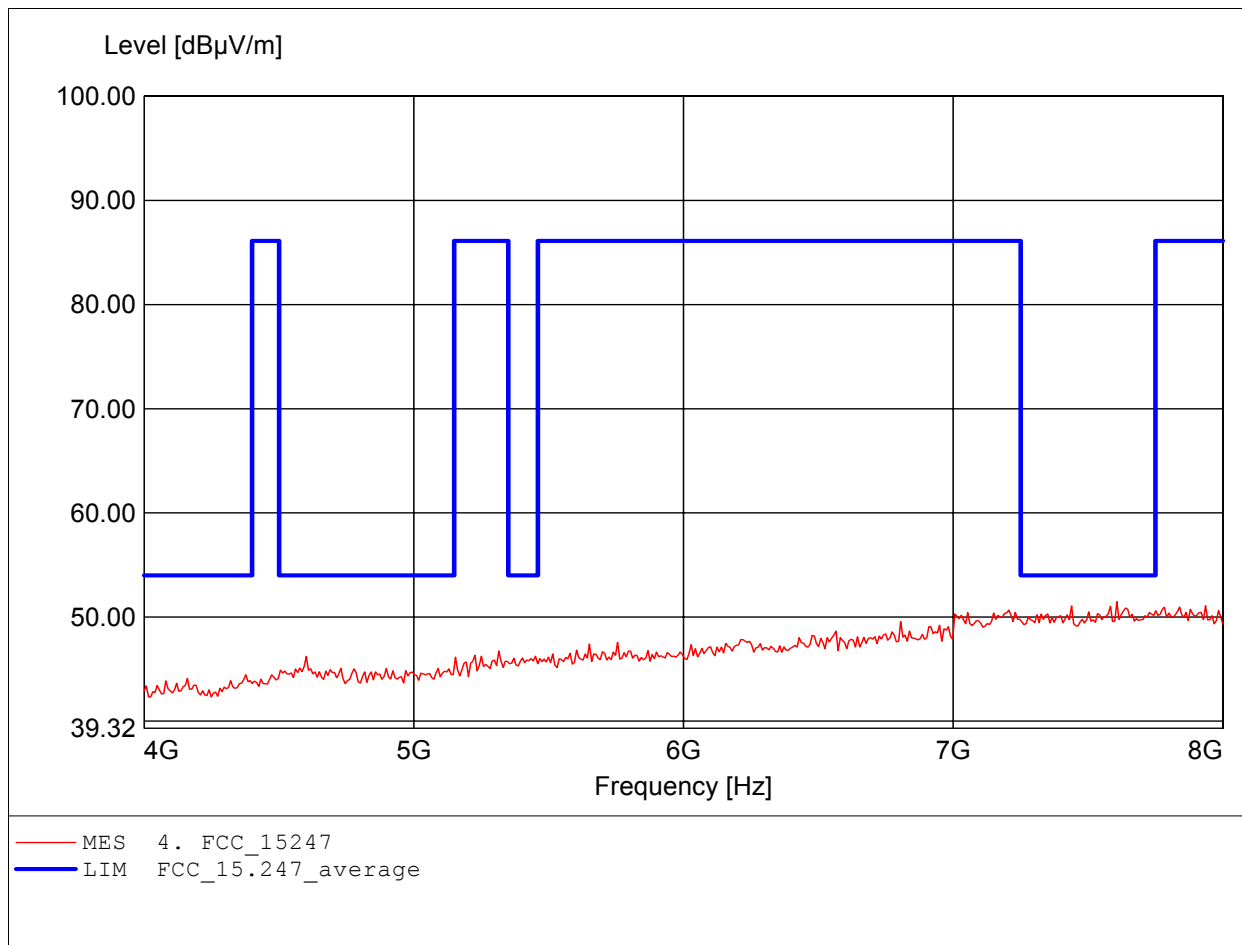
EUT: ProSafe 802.11g Wireless Access Point
MODEL NO.: WG102 11B CH6 Ant A
Approval Holder: Netgear Inc.
Test Site / Operator: ETS / Jay Chaing
Temperature/Voltage: Temp.: 23°C/ Unom.: 120 VAC (AC / DC Adapter)
Test Specification: according to §15.247, peak detector
Comment 1: Dist.: 3m, Ant.: HL025, ampl.+HP.
Freq: 7.255GHz, Emax: 51.93dBµV/m, RBW: 1MHz



Spurious emissions Field Strength

FCC RULES PART 15, SUBPART C

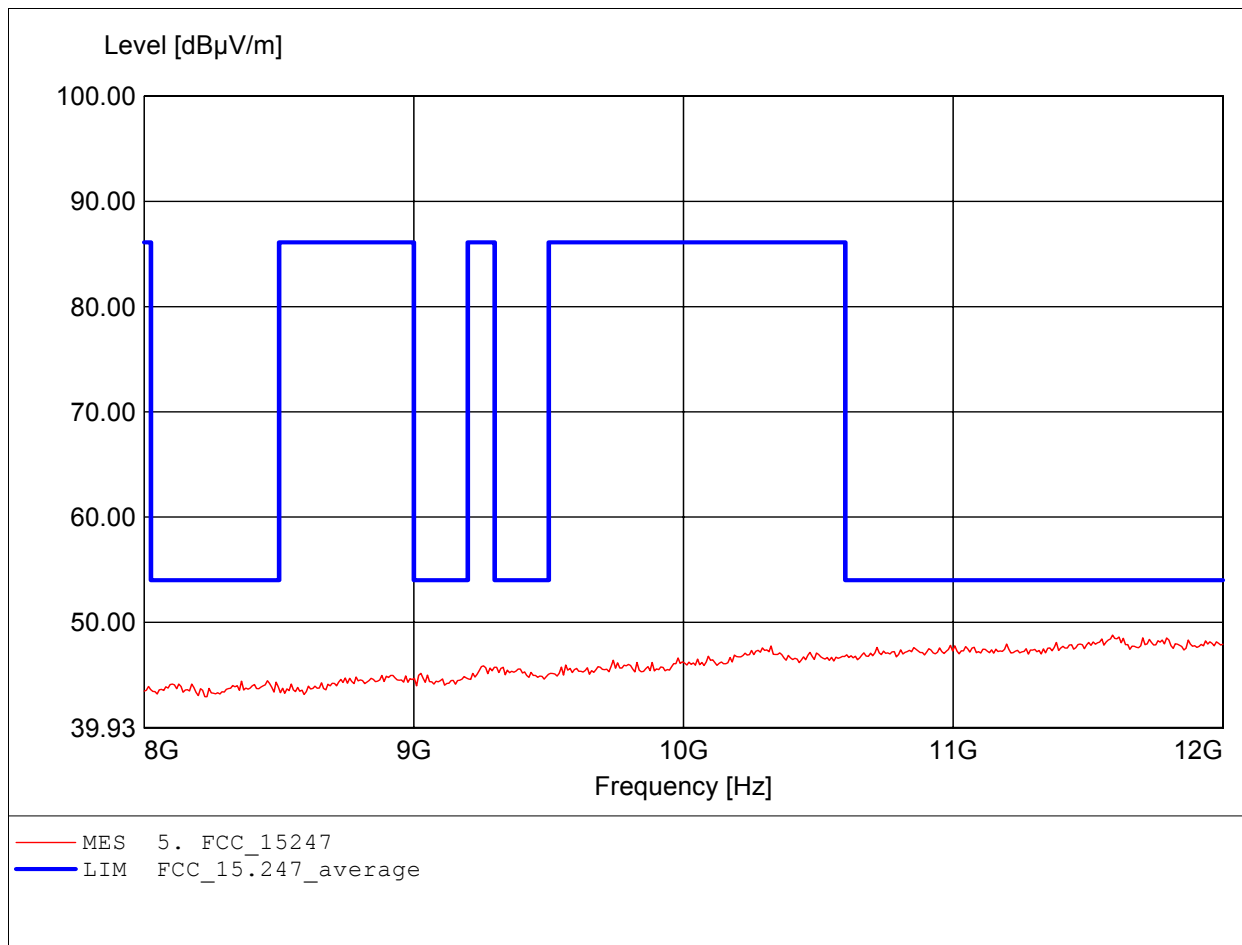
EUT: ProSafe 802.11g Wireless Access Point
MODEL NO.: WG102 11B CH6 Ant A
Approval Holder: Netgear Inc.
Test Site / Operator: ETS / Jay Chaing
Temperature/Voltage: Temp.: 23°C/ Unom.: 120 VAC (AC / DC Adapter)
Test Specification: according to §15.247, peak detector
Comment 1: Dist.: 3m, Ant.: HL025, ampl.+HP.
Freq: 7.607GHz, Emax: 51.48dBμV/m, RBW: 1MHz



Spurious emissions Field Strength

FCC RULES PART 15, SUBPART C

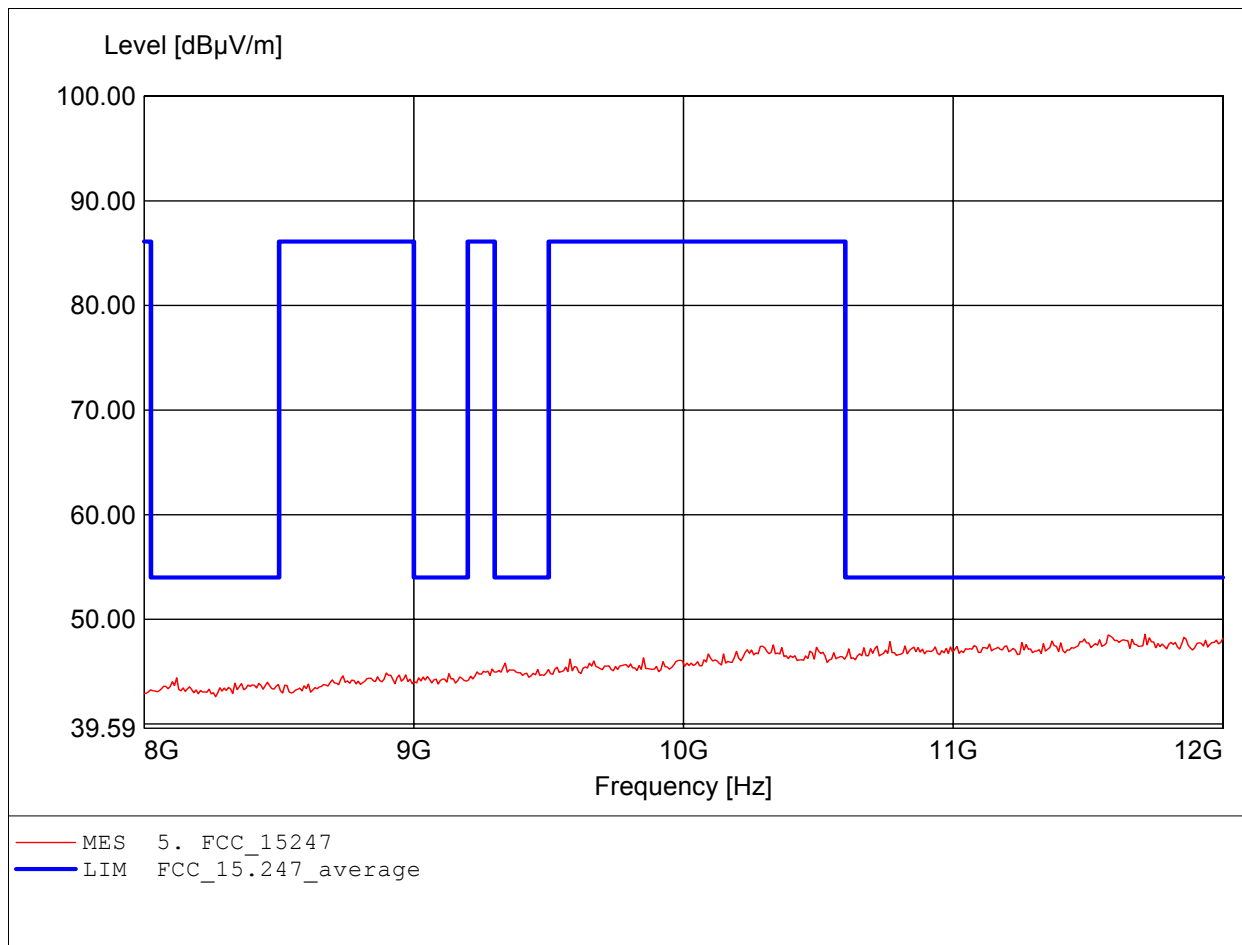
EUT: ProSafe 802.11g Wireless Access Point
MODEL NO.: WG102 11B CH6 Ant A
Approval Holder: Netgear Inc.
Test Site / Operator: ETS / Jay Chaing
Temperature/Voltage: Temp.: 23°C/ Unom.: 120 VAC (AC / DC Adapter)
Test Specification: according to §15.247, peak detector
Comment 1: Dist.: 3m, Ant.: HL025, ampl.+HP.
Freq: 11.591GHz, Emax: 48.78dBµV/m, RBW: 1MHz



Spurious emissions Field Strength

FCC RULES PART 15, SUBPART C

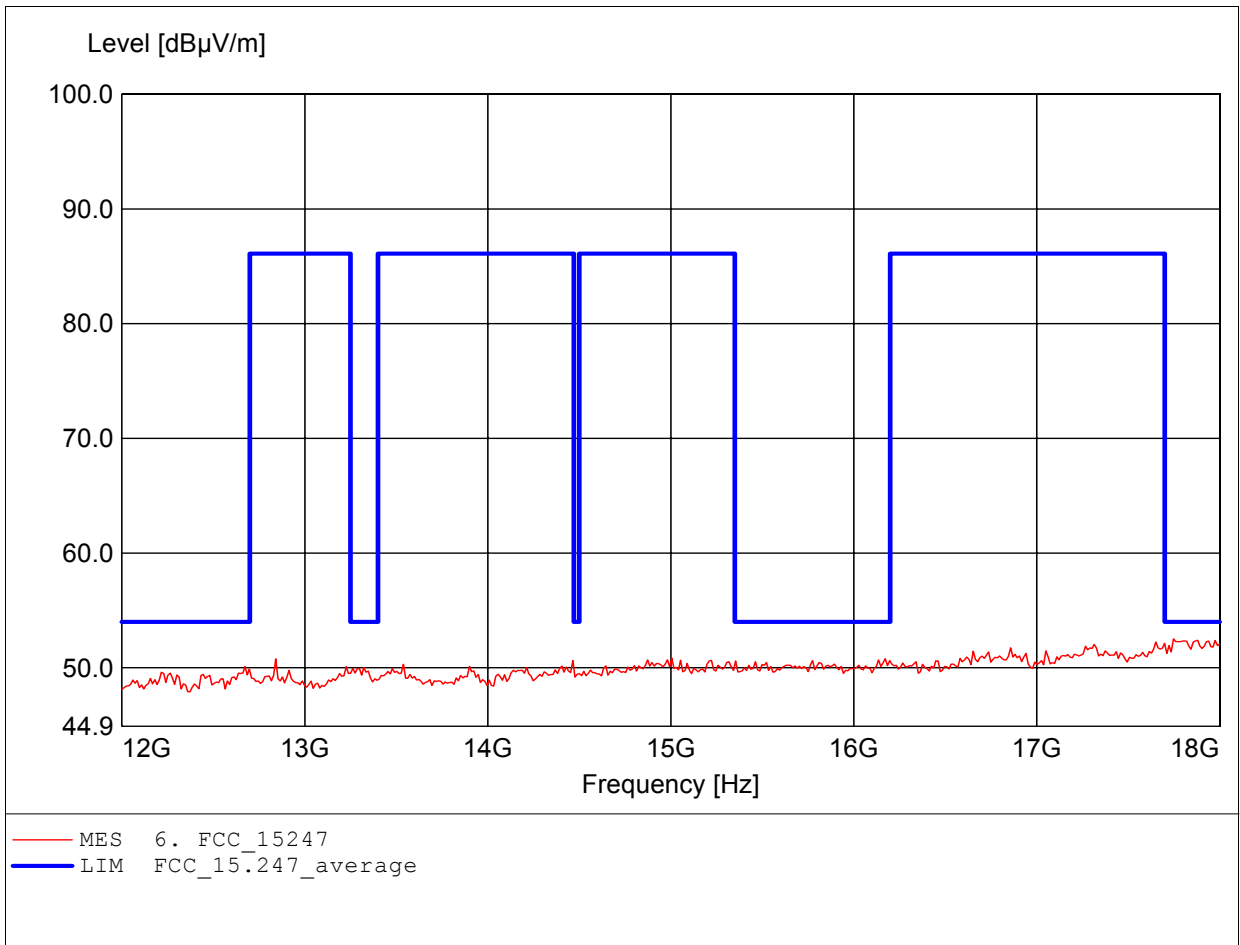
EUT: ProSafe 802.11g Wireless Access Point
MODEL NO.: WG102 11B CH6 Ant A
Approval Holder: Netgear Inc.
Test Site / Operator: ETS / Jay Chaing
Temperature/Voltage: Temp.: 23°C/ Unom.: 120 VAC (AC / DC Adapter)
Test Specification: according to §15.247, peak detector
Comment 1: Dist.: 3m, Ant.: HL025, ampl.+HP.
Freq: 11.711GHz, Emax: 48.56dBμV/m, RBW: 1MHz



Spurious emissions Field Strength

FCC RULES PART 15, SUBPART C

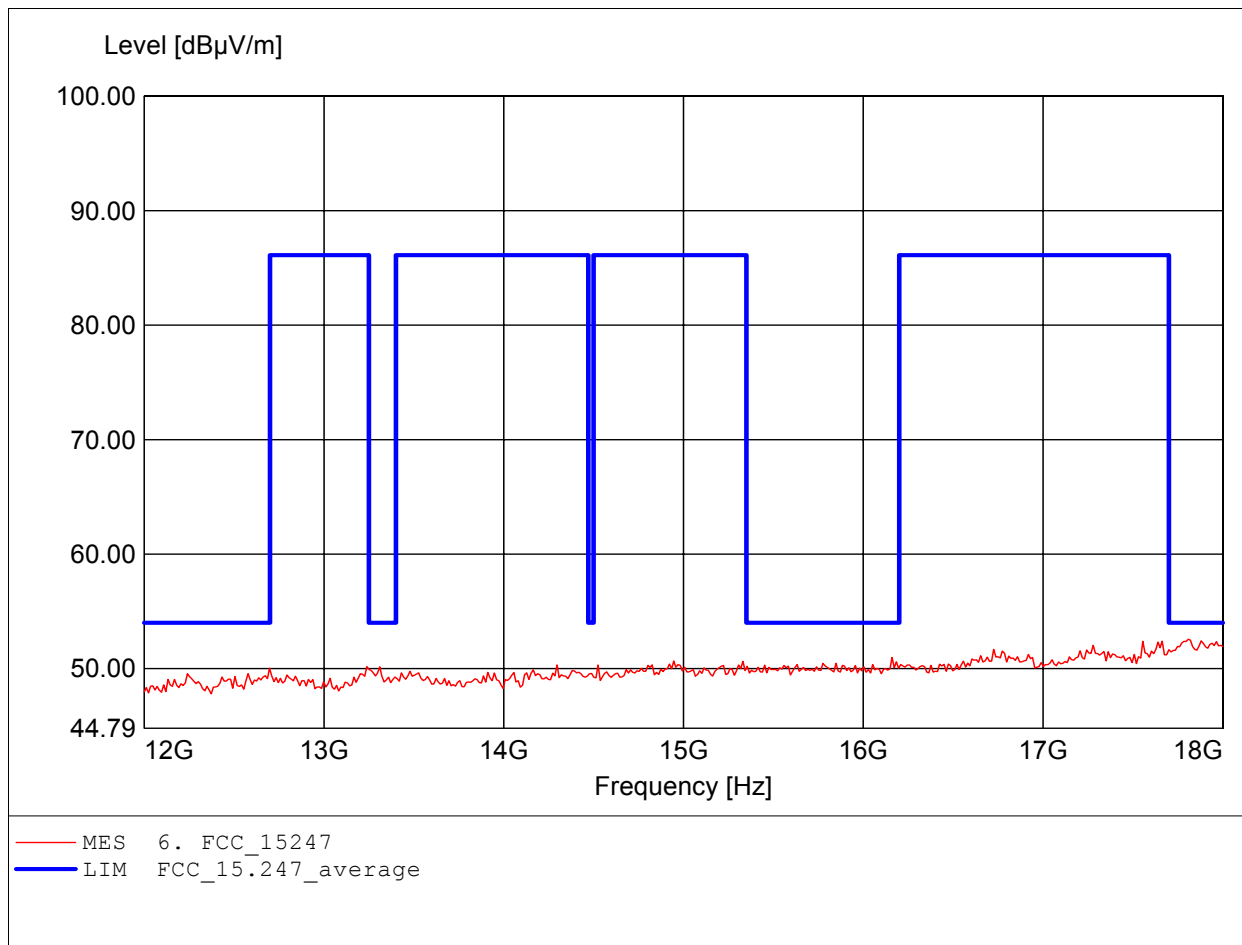
EUT: ProSafe 802.11g Wireless Access Point
MODEL NO.: WG102 11B CH6 Ant A
Approval Holder: Netgear Inc.
Test Site / Operator: ETS / Jay Chaing
Temperature/Voltage: Temp.: 23°C/ Unom.: 120 VAC (AC / DC Adapter)
Test Specification: according to §15.247, peak detector
Comment 1: Dist.: 3m, Ant.: HL025, ampl.+HP.
Freq: 17.747GHz, Emax: 52.52dBμV/m, RBW: 1MHz



Spurious emissions Field Strength

FCC RULES PART 15, SUBPART C

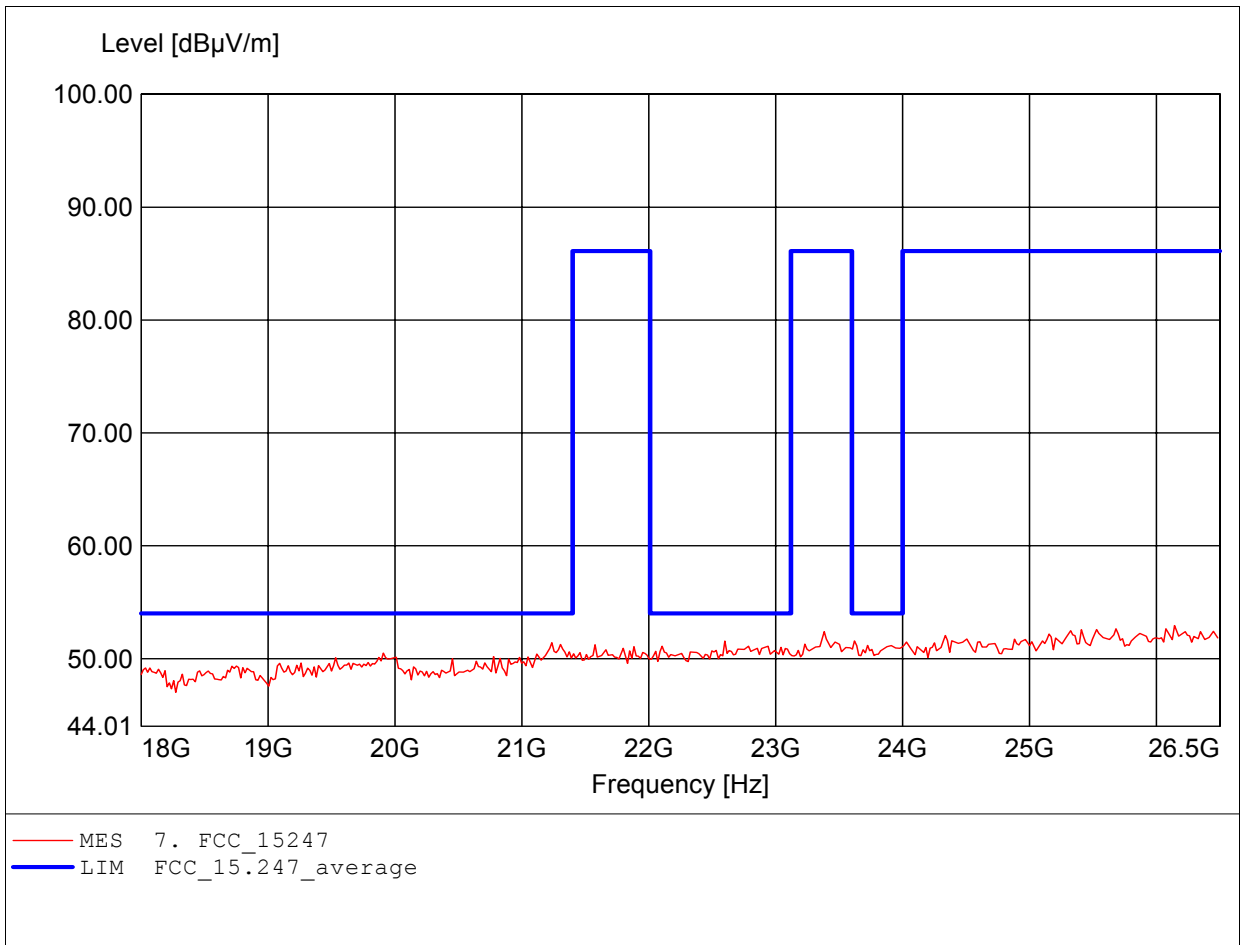
EUT: ProSafe 802.11g Wireless Access Point
MODEL NO.: WG102 11B CH6 Ant A
Approval Holder: Netgear Inc.
Test Site / Operator: ETS / Jay Chaing
Temperature/Voltage: Temp.: 23°C/ Unom.: 120 VAC (AC / DC Adapter)
Test Specification: according to §15.247, peak detector
Comment 1: Dist.: 3m, Ant.: HL025, ampl.+HP.
Freq: 17.808GHz, Emax: 52.57dBμV/m, RBW: 1MHz



Spurious emissions Field Strength

FCC RULES PART 15, SUBPART C

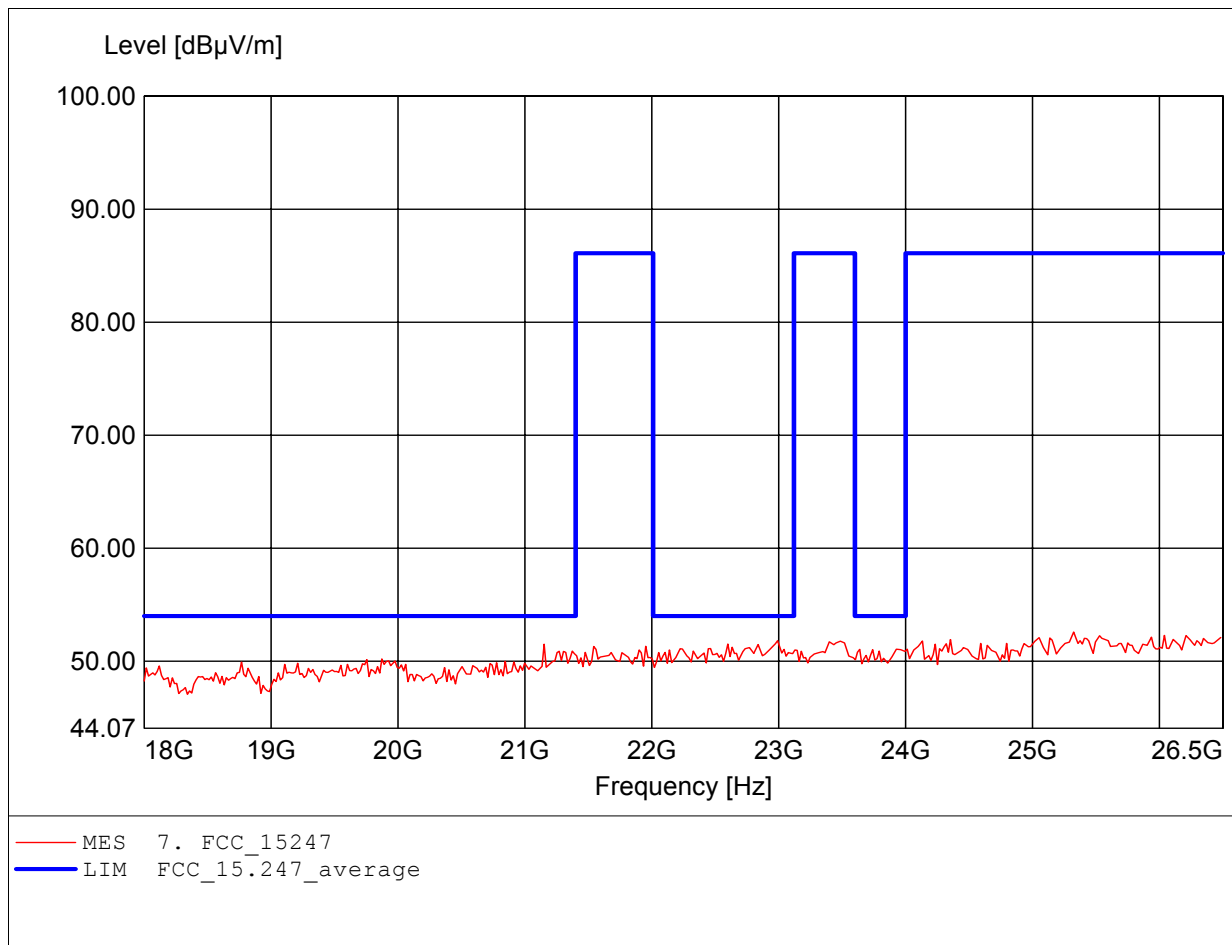
EUT: ProSafe 802.11g Wireless Access Point
MODEL NO.: WG102 11B CH6 Ant A
Approval Holder: Netgear Inc.
Test Site / Operator: ETS / Jay Chaing
Temperature/Voltage: Temp.: 23°C/ Unom.: 120 VAC (AC / DC Adapter)
Test Specification: according to §15.247, peak detector
Comment 1: Dist.: 3m, Ant.: HL025, amplif.
Freq: 26.142GHz, Emax: 52.93dBµV/m, RBW: 1MHz



Spurious emissions Field Strength

FCC RULES PART 15, SUBPART C

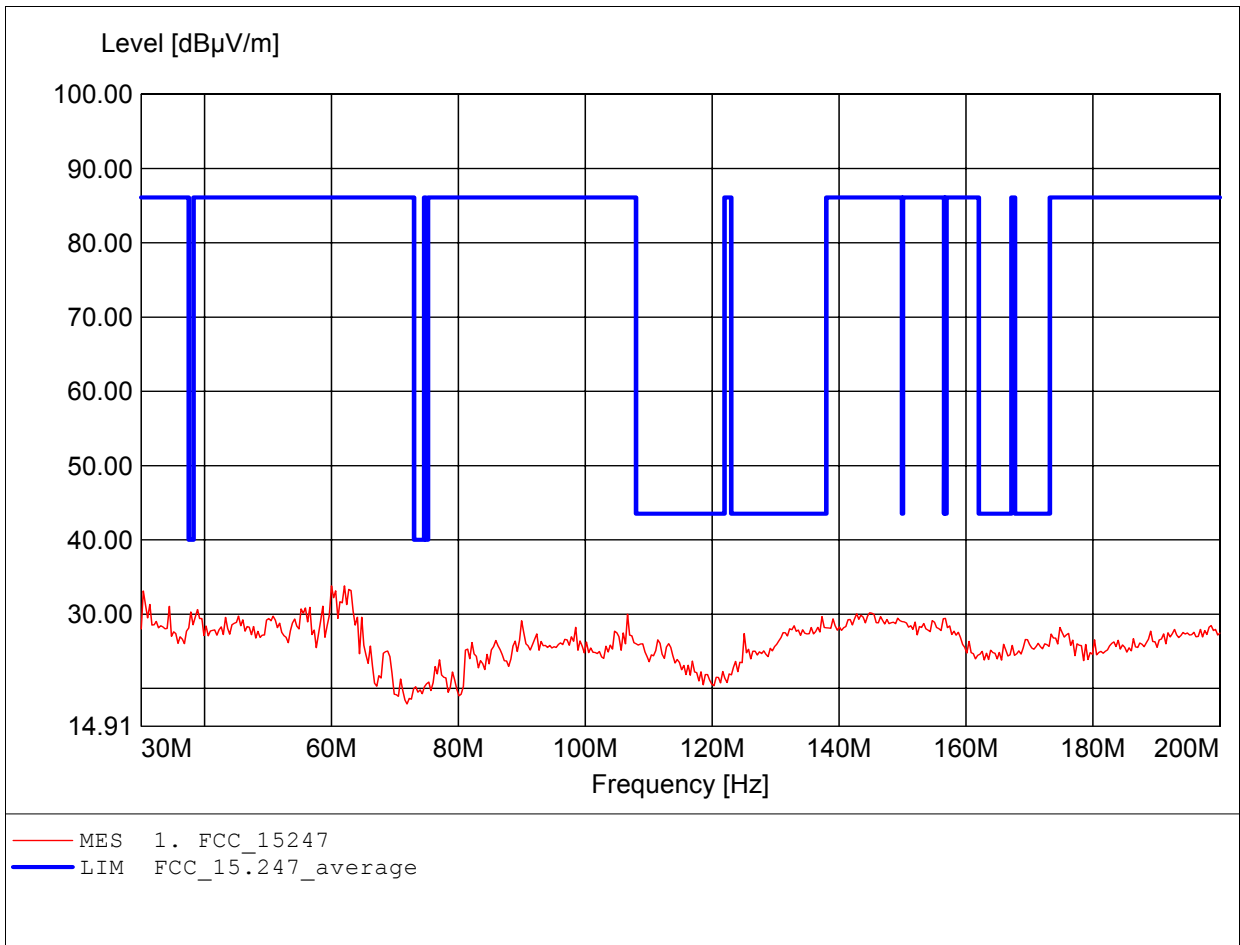
EUT: ProSafe 802.11g Wireless Access Point
MODEL NO.: WG102 11B CH6 Ant A
Approval Holder: Netgear Inc.
Test Site / Operator: ETS / Jay Chaing
Temperature/Voltage: Temp.: 23°C/ Unom.: 120 VAC (AC / DC Adapter)
Test Specification: according to §15.247, peak detector
Comment 1: Dist.: 3m, Ant.: HL025, amplif.
Freq: 25.325GHz, Emax: 52.57dBμV/m, RBW: 1MHz



Spurious emissions Field Strength

FCC RULES PART 15, SUBPART C

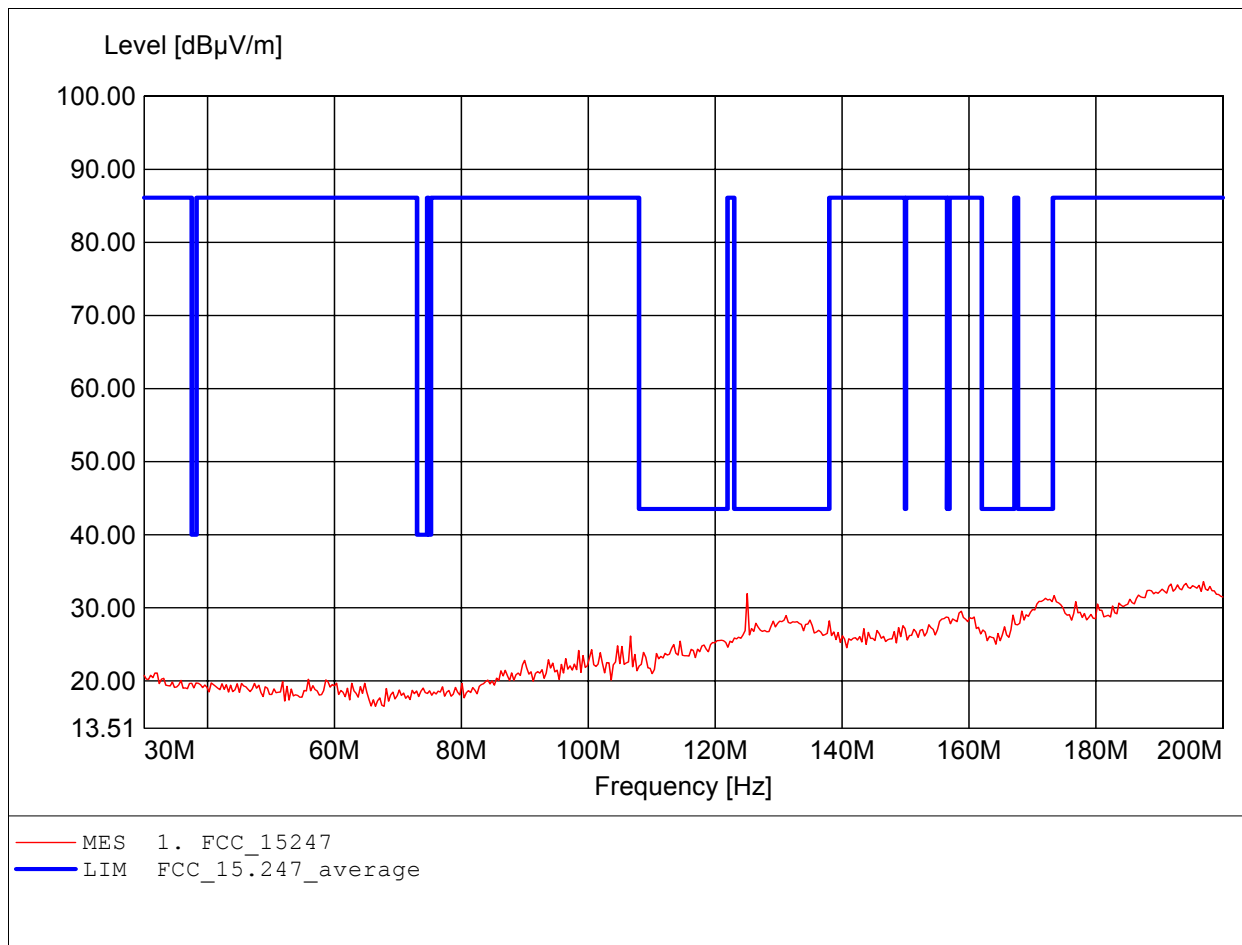
EUT: ProSafe 802.11g Wireless Access Point
MODEL NO.: WG102 11B CH11 Ant A
Approval Holder: Netgear Inc.
Test Site / Operator: ETS / Jay Chaing
Temperature/Voltage: Temp.: 23°C/ Unom.: 120 VAC (AC / DC Adapter)
Test Specification: according to §15.247
Comment 1: Dist.: 3m, Ant.: HK 116
Freq: 59.980MHz, Emax: 33.82dBµV/m, RBW: 100kHz



Spurious emissions Field Strength

FCC RULES PART 15, SUBPART C

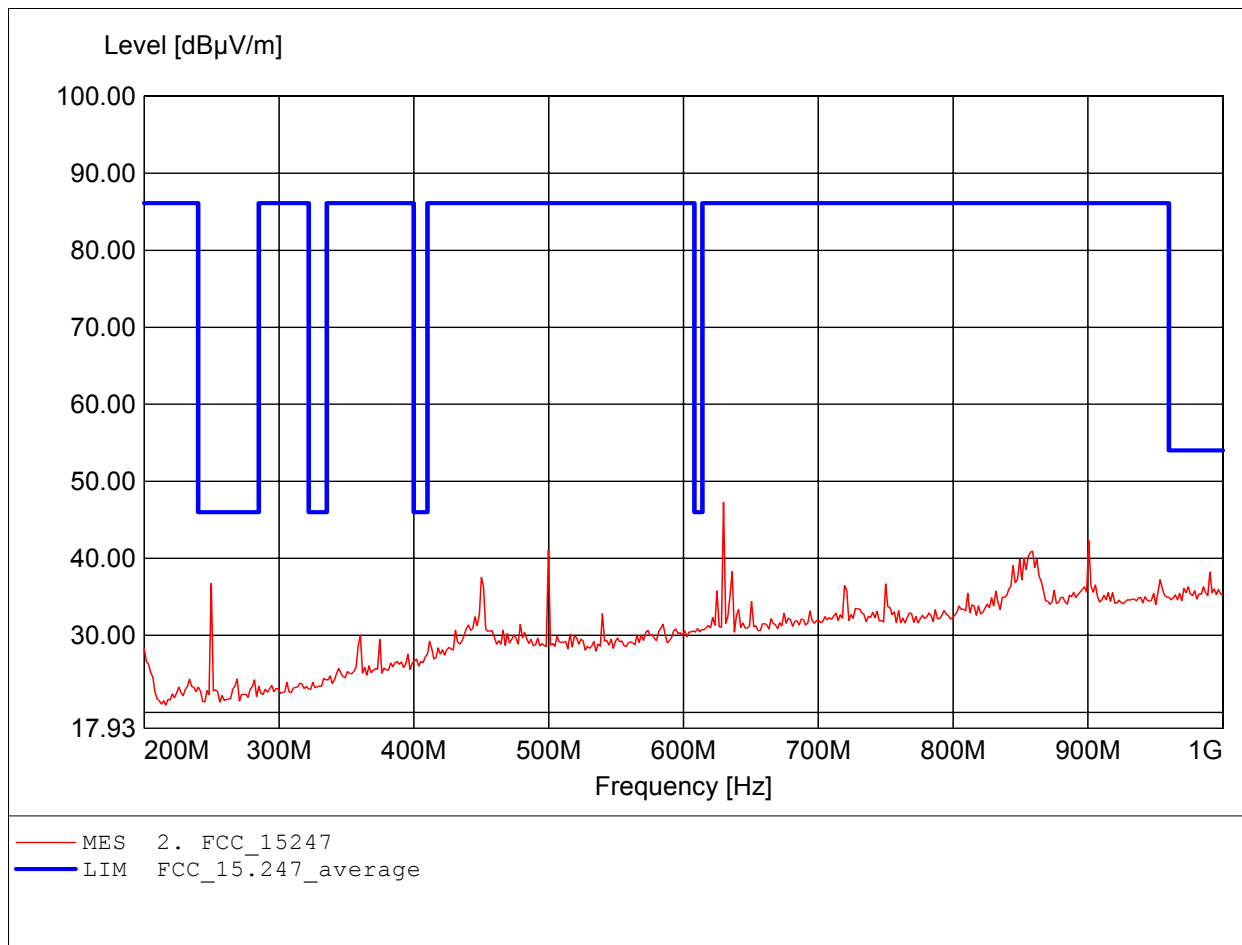
EUT: ProSafe 802.11g Wireless Access Point
MODEL NO.: WG102 11B CH11 Ant A
Approval Holder: Netgear Inc.
Test Site / Operator: ETS / Jay Chaing
Temperature/Voltage: Temp.: 23°C/ Unom.: 120 VAC (AC / DC Adapter)
Test Specification: according to §15.247
Comment 1: Dist.: 3m, Ant.: HK 116
Freq: 196.934MHz, Emax: 33.55dBµV/m, RBW: 100kHz



Spurious emissions Field Strength

FCC RULES PART 15, SUBPART C

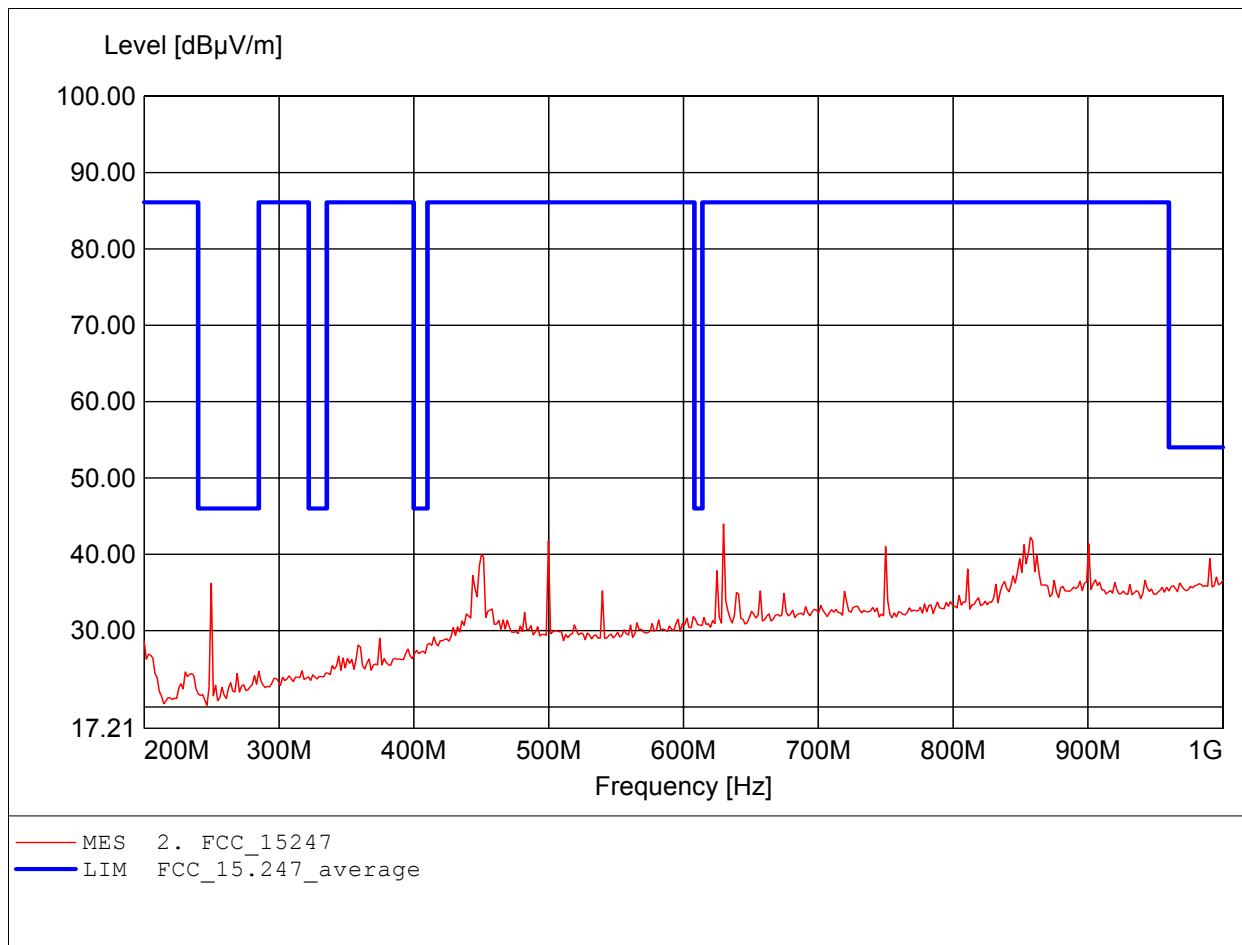
EUT: ProSafe 802.11g Wireless Access Point
MODEL NO.: WG102 11B CH11 Ant A
Approval Holder: Netgear Inc.
Test Site / Operator: ETS / Jay Chaing
Temperature/Voltage: Temp.: 23°C/ Unom.: 120 VAC (AC / DC Adapter)
Test Specification: according to §15.247
Comment 1: Dist.: 3m, Ant.: HL 223,
Freq: 629.659MHz, Emax: 47.27dBµV/m, RBW: 100kHz



Spurious emissions Field Strength

FCC RULES PART 15, SUBPART C

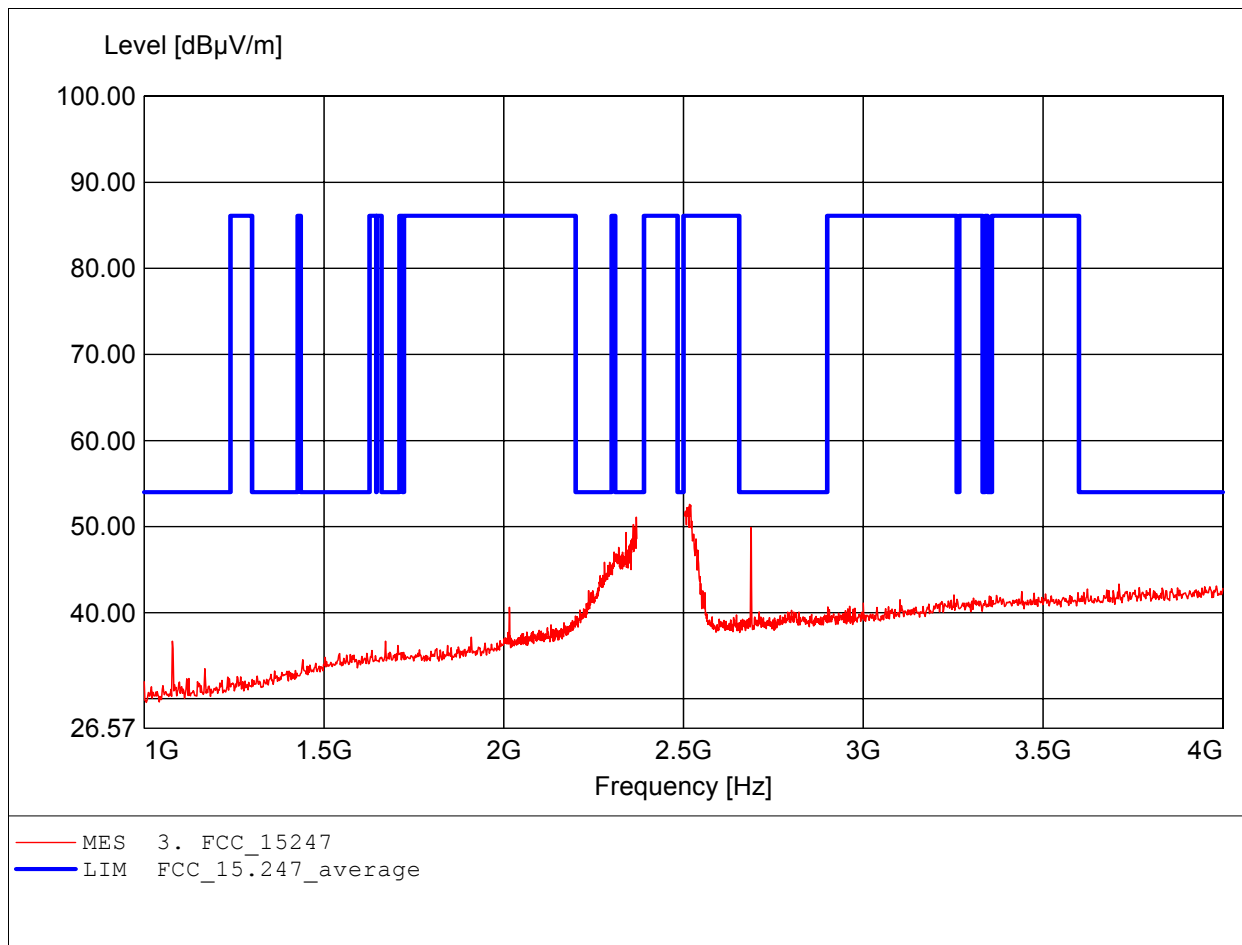
EUT: ProSafe 802.11g Wireless Access Point
MODEL NO.: WG102 11B CH11 Ant A
Approval Holder: Netgear Inc.
Test Site / Operator: ETS / Jay Chaing
Temperature/Voltage: Temp.: 23°C/ Unom.: 120 VAC (AC / DC Adapter)
Test Specification: according to §15.247
Comment 1: Dist.: 3m, Ant.: HL 223,
Freq: 629.659MHz, Emax: 43.96dBµV/m, RBW: 100kHz



Spurious emissions Field Strength

FCC RULES PART 15, SUBPART C

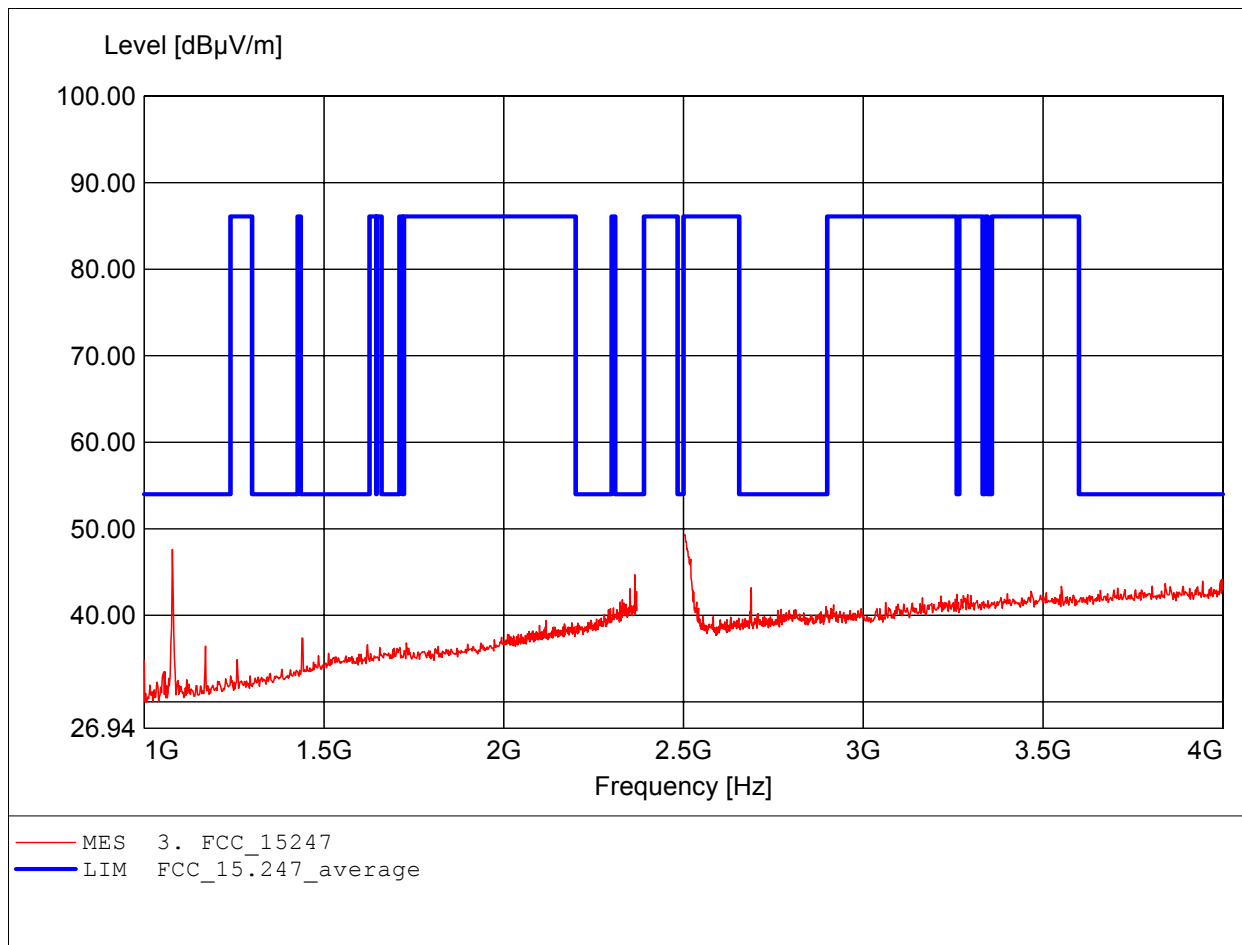
EUT: ProSafe 802.11g Wireless Access Point
MODEL NO.: WG102 11B CH11 Ant A
Approval Holder: Netgear Inc.
Test Site / Operator: ETS / Jay Chaing
Temperature/Voltage: Temp.: 23°C/ Unom.: 120 VAC (AC / DC Adapter)
Test Specification: according to §15.247, peak detector
Comment 1: Dist.: 3m, Ant.: HL025, amplif.
Freq: 2.517GHz, Emax: 52.59dBµV/m, RBW: 1MHz



Spurious emissions Field Strength

FCC RULES PART 15, SUBPART C

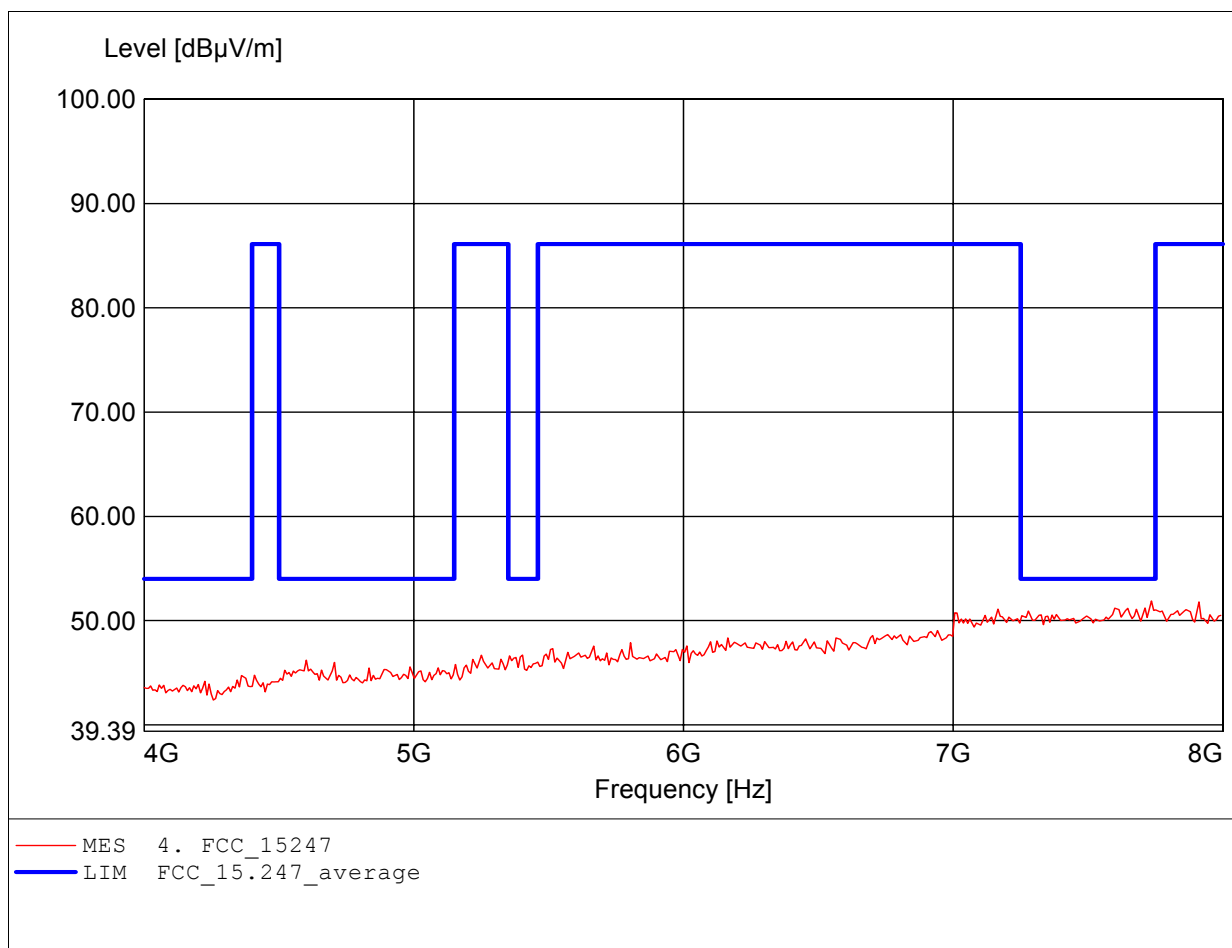
EUT: ProSafe 802.11g Wireless Access Point
MODEL NO.: WG102 11B CH11 Ant A
Approval Holder: Netgear Inc.
Test Site / Operator: ETS / Jay Chaing
Temperature/Voltage: Temp.: 23°C/ Unom.: 120 VAC (AC / DC Adapter)
Test Specification: according to §15.247, peak detector
Comment 1: Dist.: 3m, Ant.: HL025, amplif.
Freq: 2.504GHz, Emax: 49.32dBµV/m, RBW: 1MHz



Spurious emissions Field Strength

FCC RULES PART 15, SUBPART C

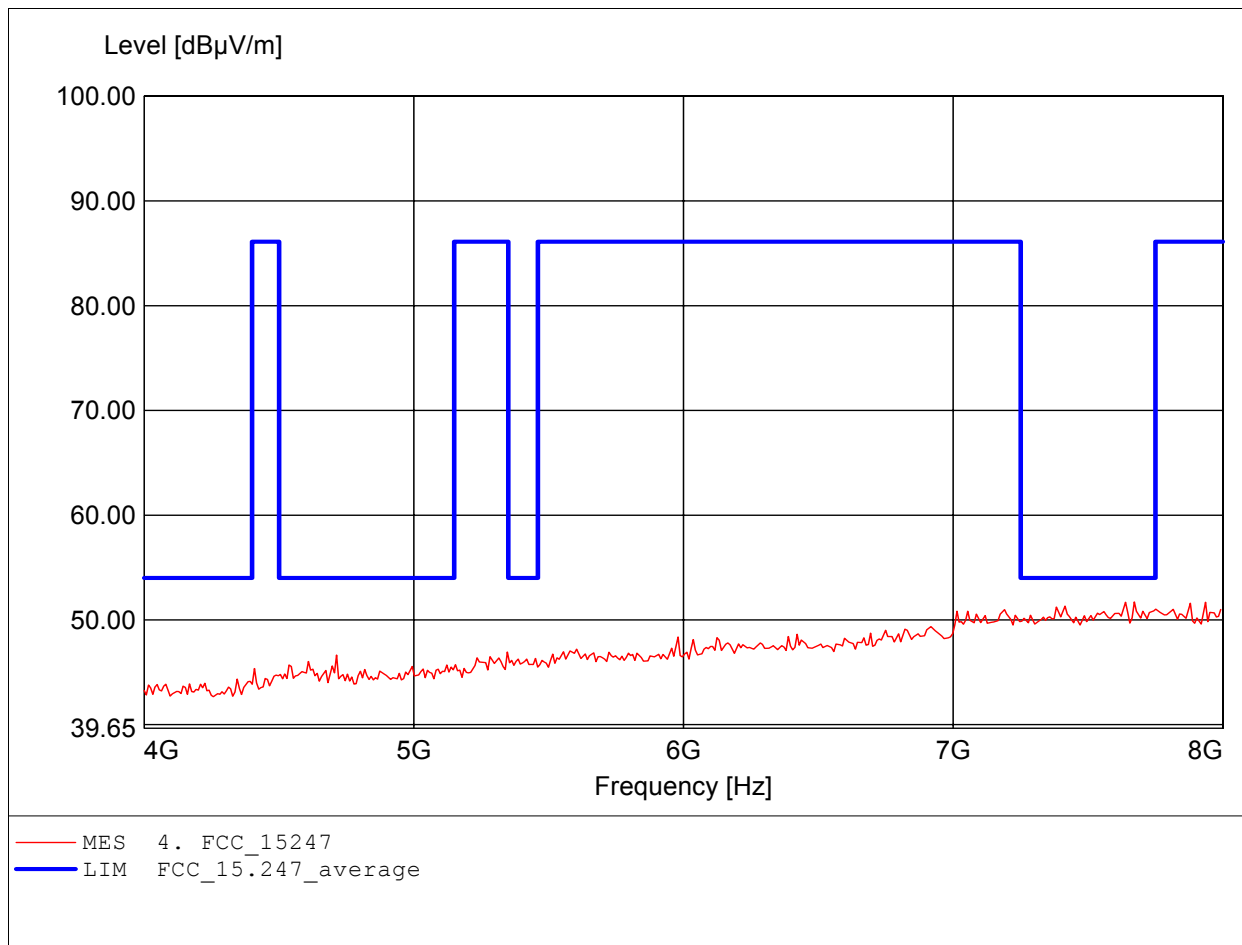
EUT: ProSafe 802.11g Wireless Access Point
MODEL NO.: WG102 11B CH11 Ant A
Approval Holder: Netgear Inc.
Test Site / Operator: ETS / Jay Chaing
Temperature/Voltage: Temp.: 23°C/ Unom.: 120 VAC (AC / DC Adapter)
Test Specification: according to §15.247, peak detector
Comment 1: Dist.: 3m, Ant.: HL025, ampl.+HP.
Freq: 7.735GHz, Emax: 51.88dBμV/m, RBW: 1MHz



Spurious emissions Field Strength

FCC RULES PART 15, SUBPART C

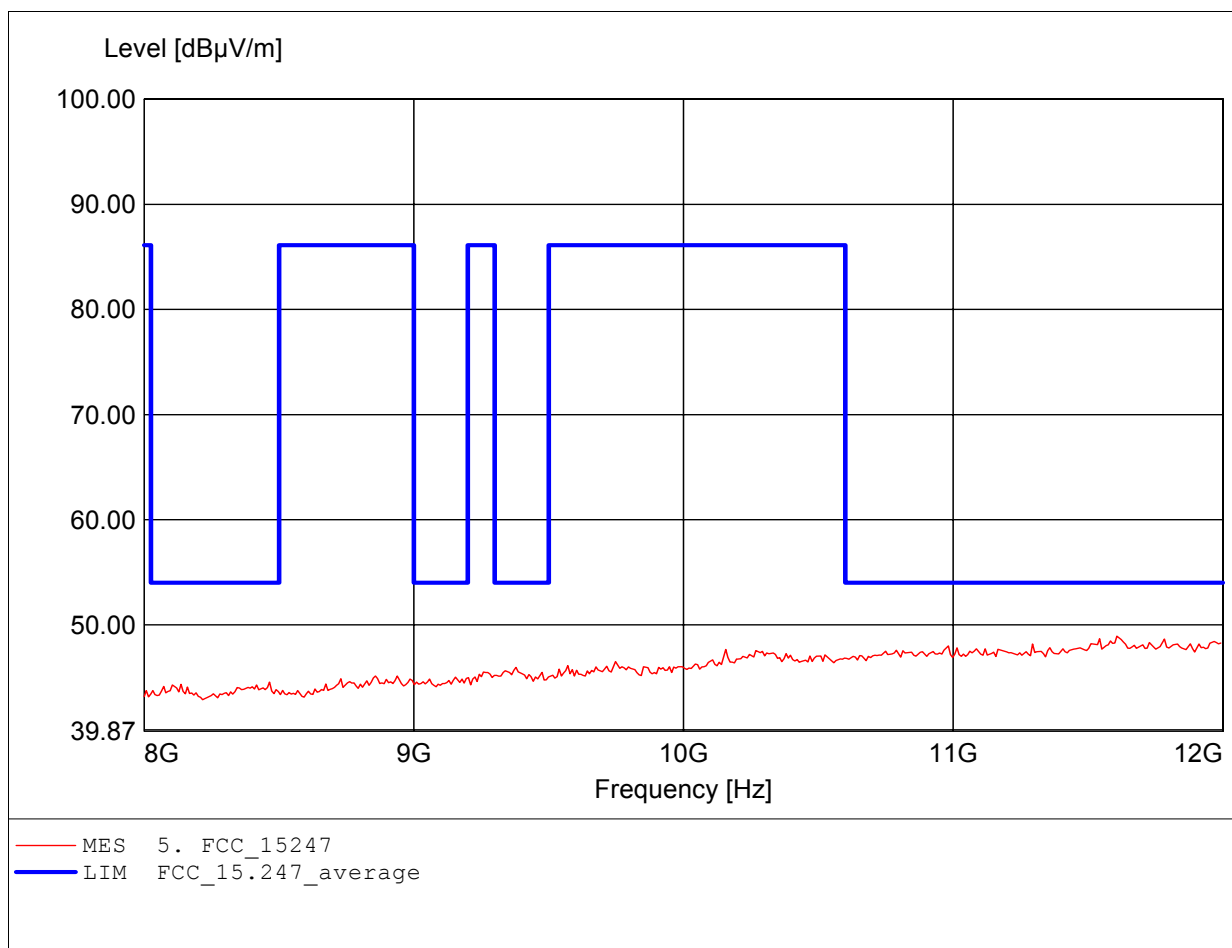
EUT: ProSafe 802.11g Wireless Access Point
MODEL NO.: WG102 11B CH11 Ant A
Approval Holder: Netgear Inc.
Test Site / Operator: ETS / Jay Chaing
Temperature/Voltage: Temp.: 23°C/ Unom.: 120 VAC (AC / DC Adapter)
Test Specification: according to §15.247, peak detector
Comment 1: Dist.: 3m, Ant.: HL025, ampl.+HP.
Freq: 7.671GHz, Emax: 51.72dBμV/m, RBW: 1MHz



Spurious emissions Field Strength

FCC RULES PART 15, SUBPART C

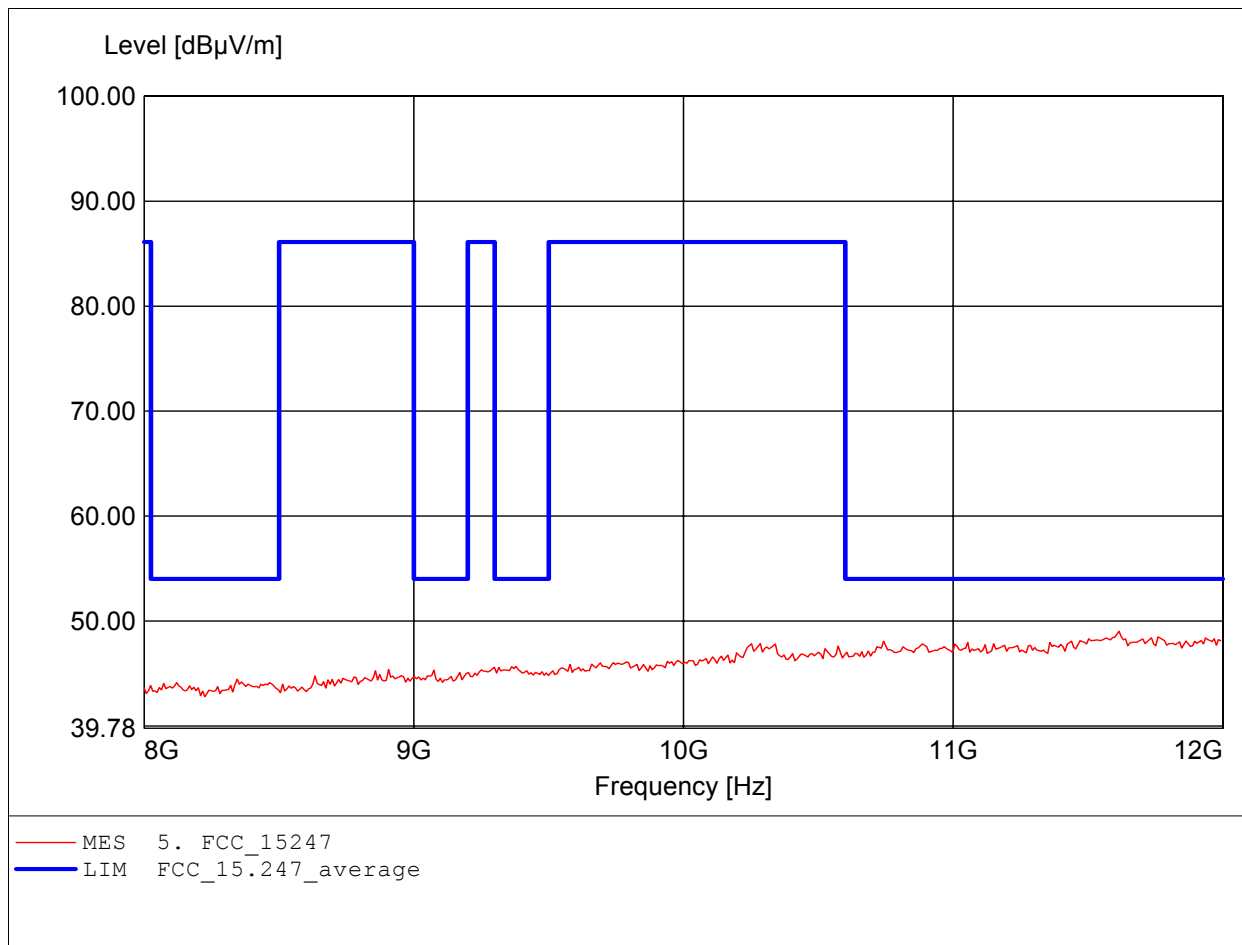
EUT: ProSafe 802.11g Wireless Access Point
MODEL NO.: WG102 11B CH11 Ant A
Approval Holder: Netgear Inc.
Test Site / Operator: ETS / Jay Chaing
Temperature/Voltage: Temp.: 23°C/ Unom.: 120 VAC (AC / DC Adapter)
Test Specification: according to §15.247, peak detector
Comment 1: Dist.: 3m, Ant.: HL025, ampl.+HP.
Freq: 11.607GHz, Emax: 48.91dBμV/m, RBW: 1MHz



Spurious emissions Field Strength

FCC RULES PART 15, SUBPART C

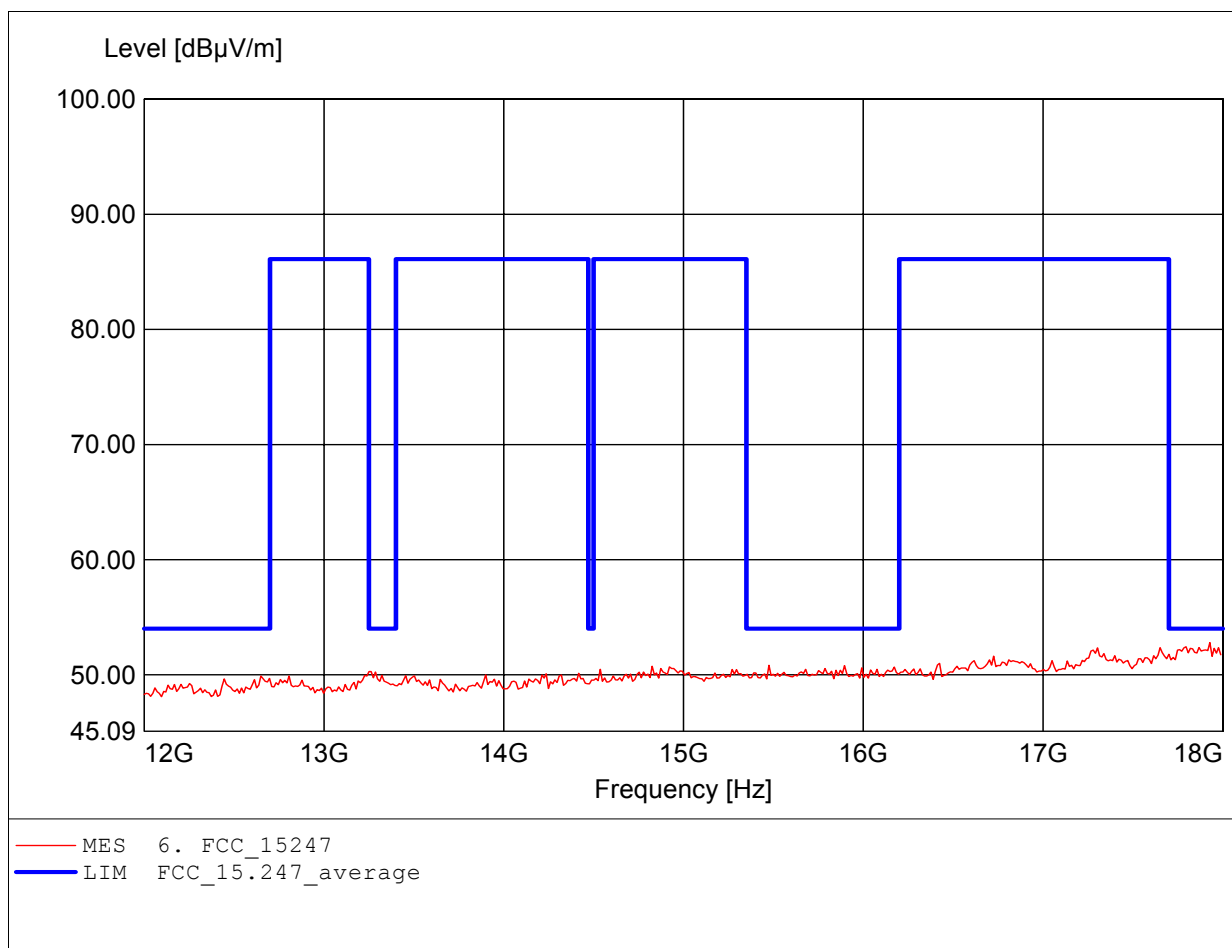
EUT: ProSafe 802.11g Wireless Access Point
MODEL NO.: WG102 11B CH11 Ant A
Approval Holder: Netgear Inc.
Test Site / Operator: ETS / Jay Chaing
Temperature/Voltage: Temp.: 23°C/ Unom.: 120 VAC (AC / DC Adapter)
Test Specification: according to §15.247, peak detector
Comment 1: Dist.: 3m, Ant.: HL025, ampl.+HP.
Freq: 11.615GHz, Emax: 49.02dBμV/m, RBW: 1MHz



Spurious emissions Field Strength

FCC RULES PART 15, SUBPART C

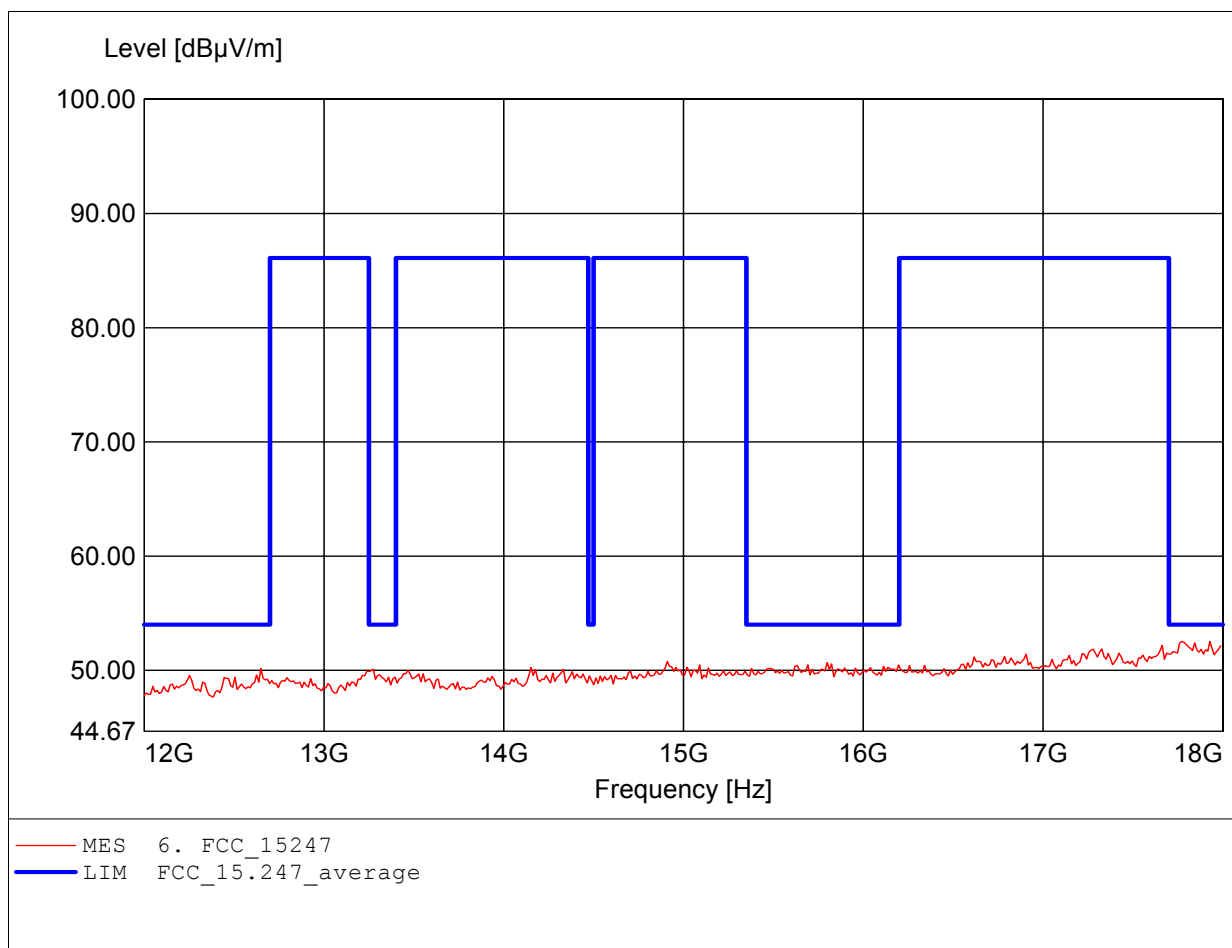
EUT: ProSafe 802.11g Wireless Access Point
MODEL NO.: WG102 11B CH11 Ant A
Approval Holder: Netgear Inc.
Test Site / Operator: ETS / Jay Chaing
Temperature/Voltage: Temp.: 23°C/ Unom.: 120 VAC (AC / DC Adapter)
Test Specification: according to §15.247, peak detector
Comment 1: Dist.: 3m, Ant.: HL025, ampl.+HP.
Freq: 17.928GHz, Emax: 52.79dBμV/m, RBW: 1MHz



Spurious emissions Field Strength

FCC RULES PART 15, SUBPART C

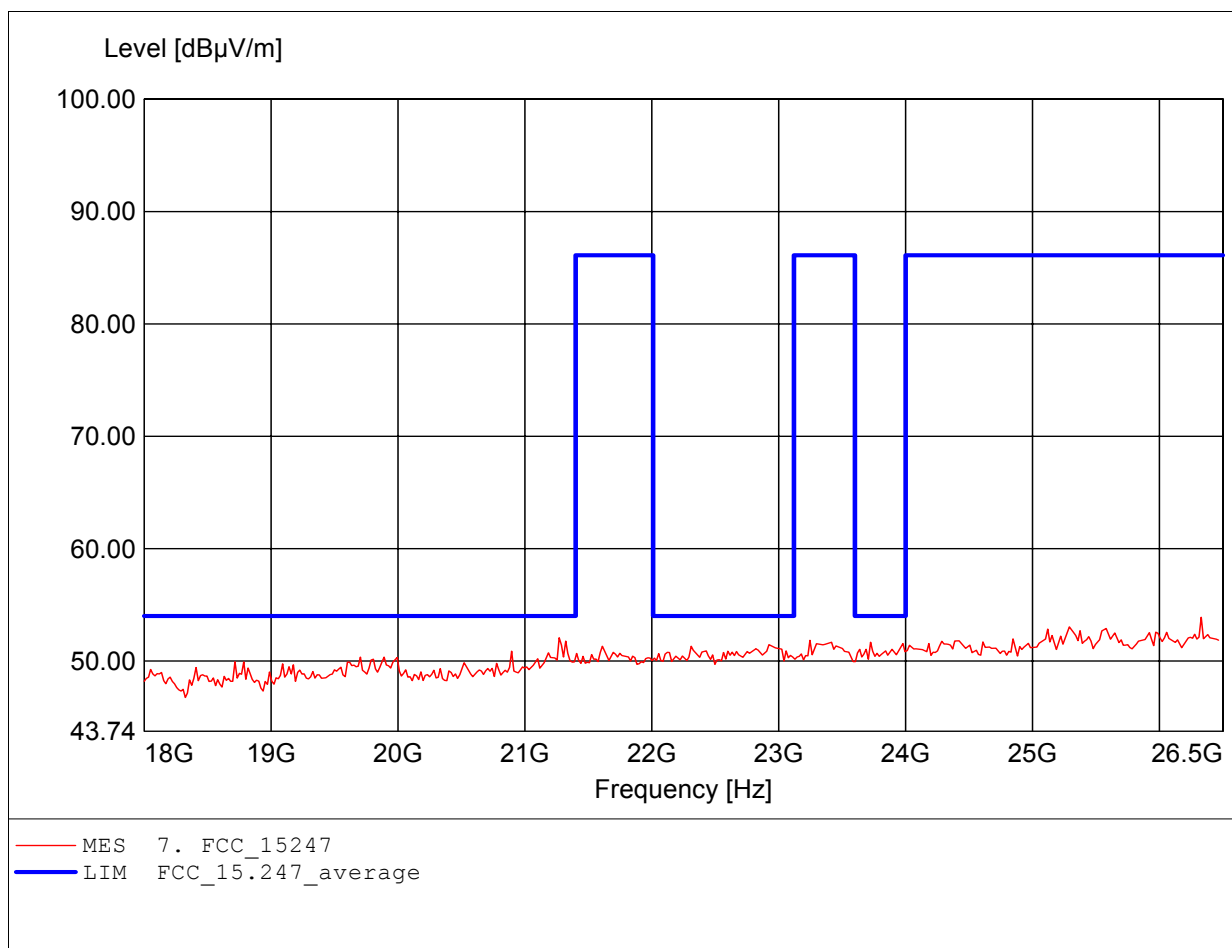
EUT: ProSafe 802.11g Wireless Access Point
MODEL NO.: WG102 11B CH11 Ant A
Approval Holder: Netgear Inc.
Test Site / Operator: ETS / Jay Chaing
Temperature/Voltage: Temp.: 23°C/ Unom.: 120 VAC (AC / DC Adapter)
Test Specification: according to §15.247, peak detector
Comment 1: Dist.: 3m, Ant.: HL025, ampl.+HP.
Freq: 17.772GHz, Emax: 52.53dBμV/m, RBW: 1MHz



Spurious emissions Field Strength

FCC RULES PART 15, SUBPART C

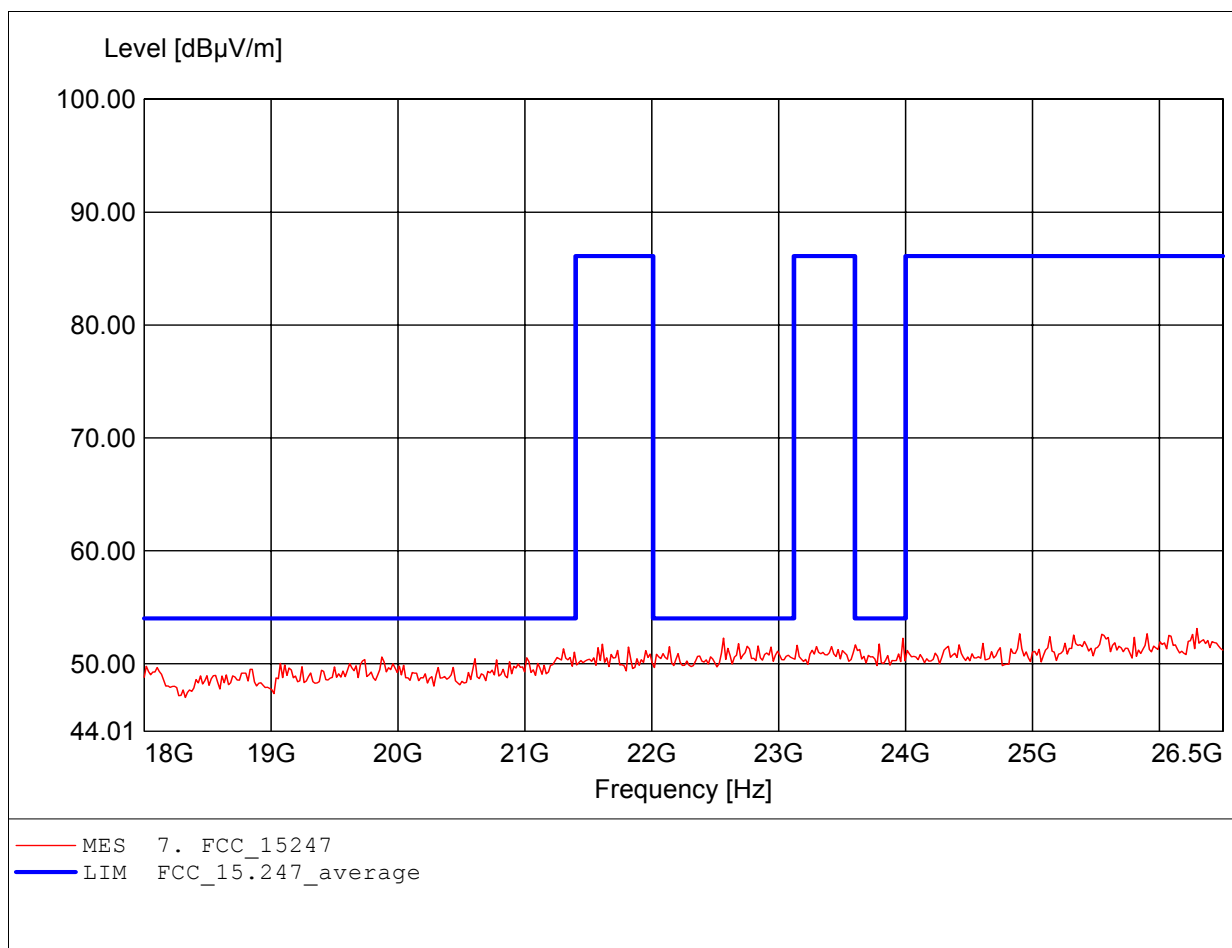
EUT: ProSafe 802.11g Wireless Access Point
MODEL NO.: WG102 11B CH11 Ant A
Approval Holder: Netgear Inc.
Test Site / Operator: ETS / Jay Chaing
Temperature/Voltage: Temp.: 23°C/ Unom.: 120 VAC (AC / DC Adapter)
Test Specification: according to §15.247, peak detector
Comment 1: Dist.: 3m, Ant.: HL025, amplif.
Freq: 26.330GHz, Emax: 53.89dBμV/m, RBW: 1MHz



Spurious emissions Field Strength

FCC RULES PART 15, SUBPART C

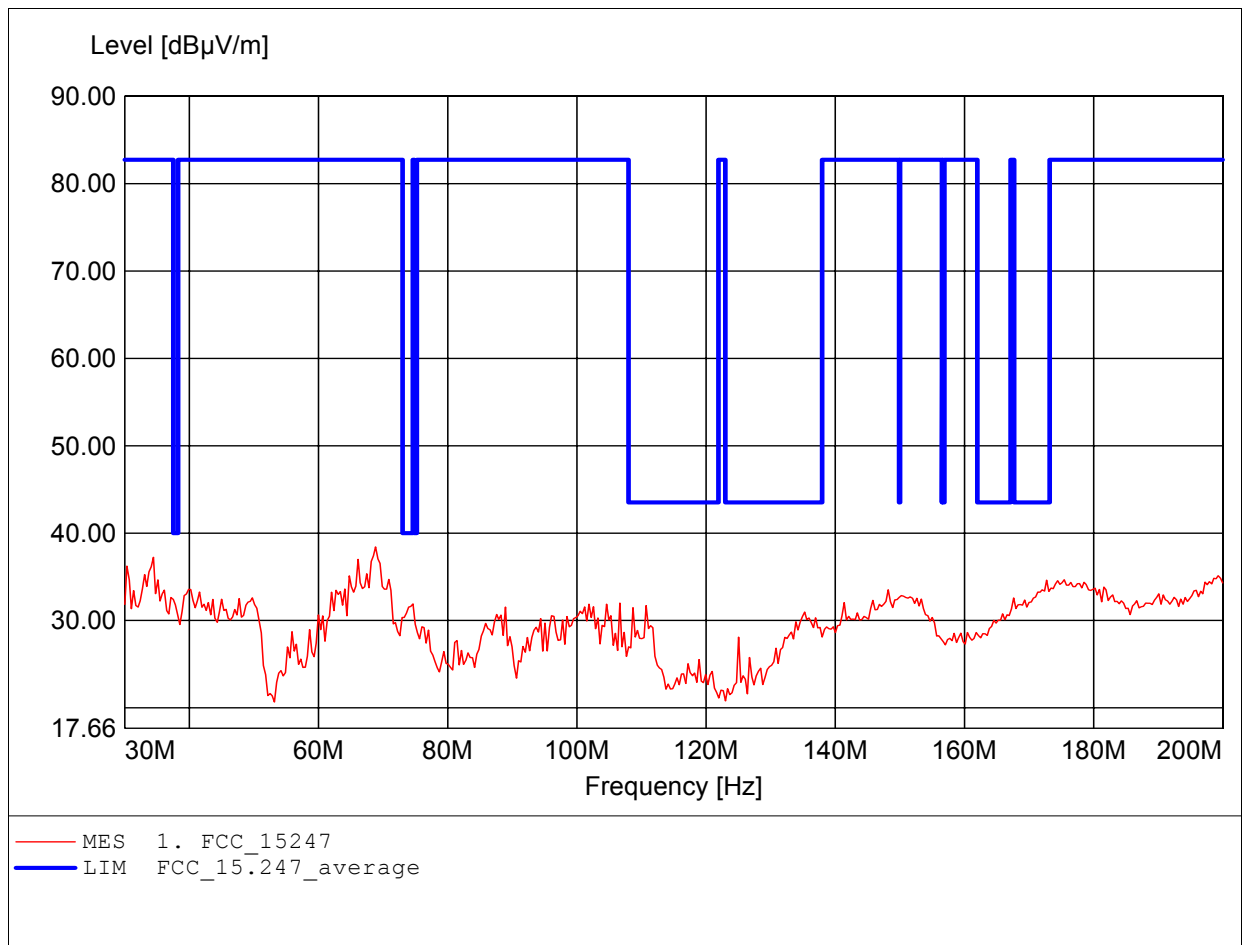
EUT: ProSafe 802.11g Wireless Access Point
MODEL NO.: WG102 11B CH11 Ant A
Approval Holder: Netgear Inc.
Test Site / Operator: ETS / Jay Chaing
Temperature/Voltage: Temp.: 23°C/ Unom.: 120 VAC (AC / DC Adapter)
Test Specification: according to §15.247, peak detector
Comment 1: Dist.: 3m, Ant.: HL025, amplif.
Freq: 26.296GHz, Emax: 53.11dBµV/m, RBW: 1MHz



Spurious emissions Field Strength

FCC RULES PART 15, SUBPART C

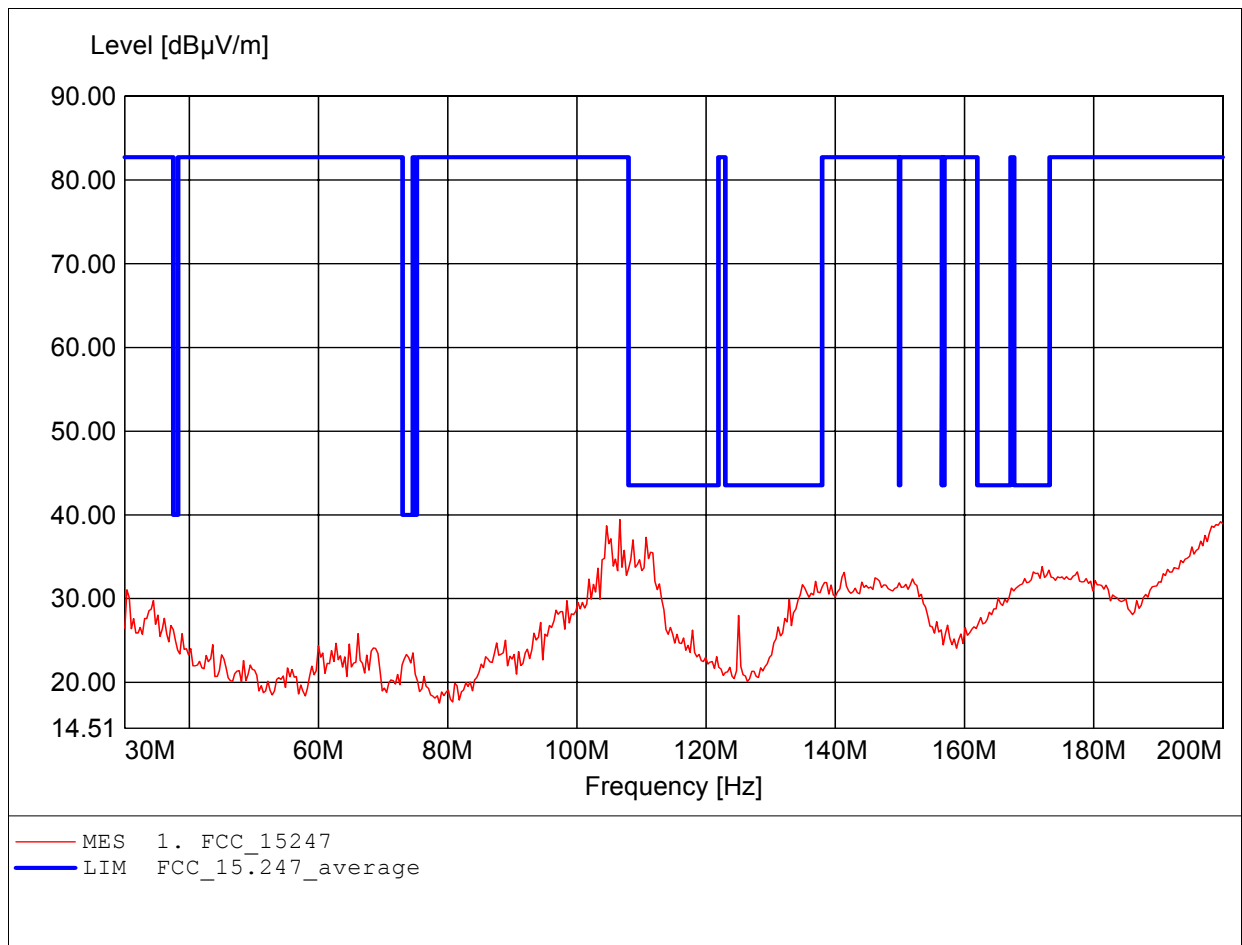
EUT: ProSafe 802.11g Wireless Access Point
MODEL NO.: WG102 11B CH1 Ant B
Approval Holder: Netgear Inc.
Test Site / Operator: ETS / Jay Chaing
Temperature/Voltage: Temp.: 23°C/ Unom.: 120 VAC (AC / DC Adapter)
Test Specification: according to §15.247
Comment 1: Dist.: 3m, Ant.: HK 116
Freq: 68.838MHz, Emax: 38.42dBµV/m, RBW: 100kHz



Spurious emissions Field Strength

FCC RULES PART 15, SUBPART C

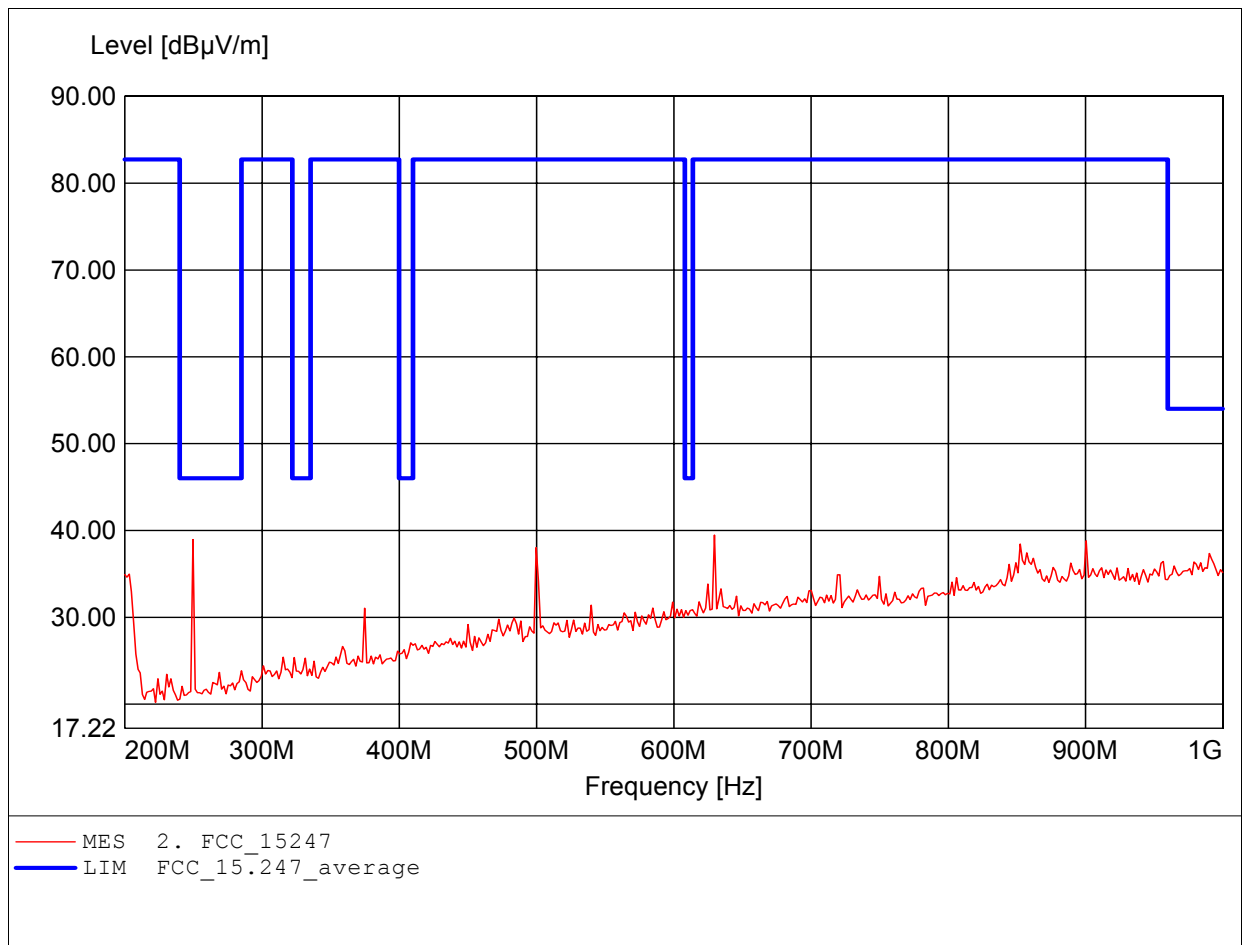
EUT: ProSafe 802.11g Wireless Access Point
MODEL NO.: WG102 11B CH1 Ant B
Approval Holder: Netgear Inc.
Test Site / Operator: ETS / Jay Chaing
Temperature/Voltage: Temp.: 23°C/ Unom.: 120 VAC (AC / DC Adapter)
Test Specification: according to §15.247
Comment 1: Dist.: 3m, Ant.: HK 116
Freq: 106.653MHz, Emax: 39.44dBµV/m, RBW: 100kHz



Spurious emissions Field Strength

FCC RULES PART 15, SUBPART C

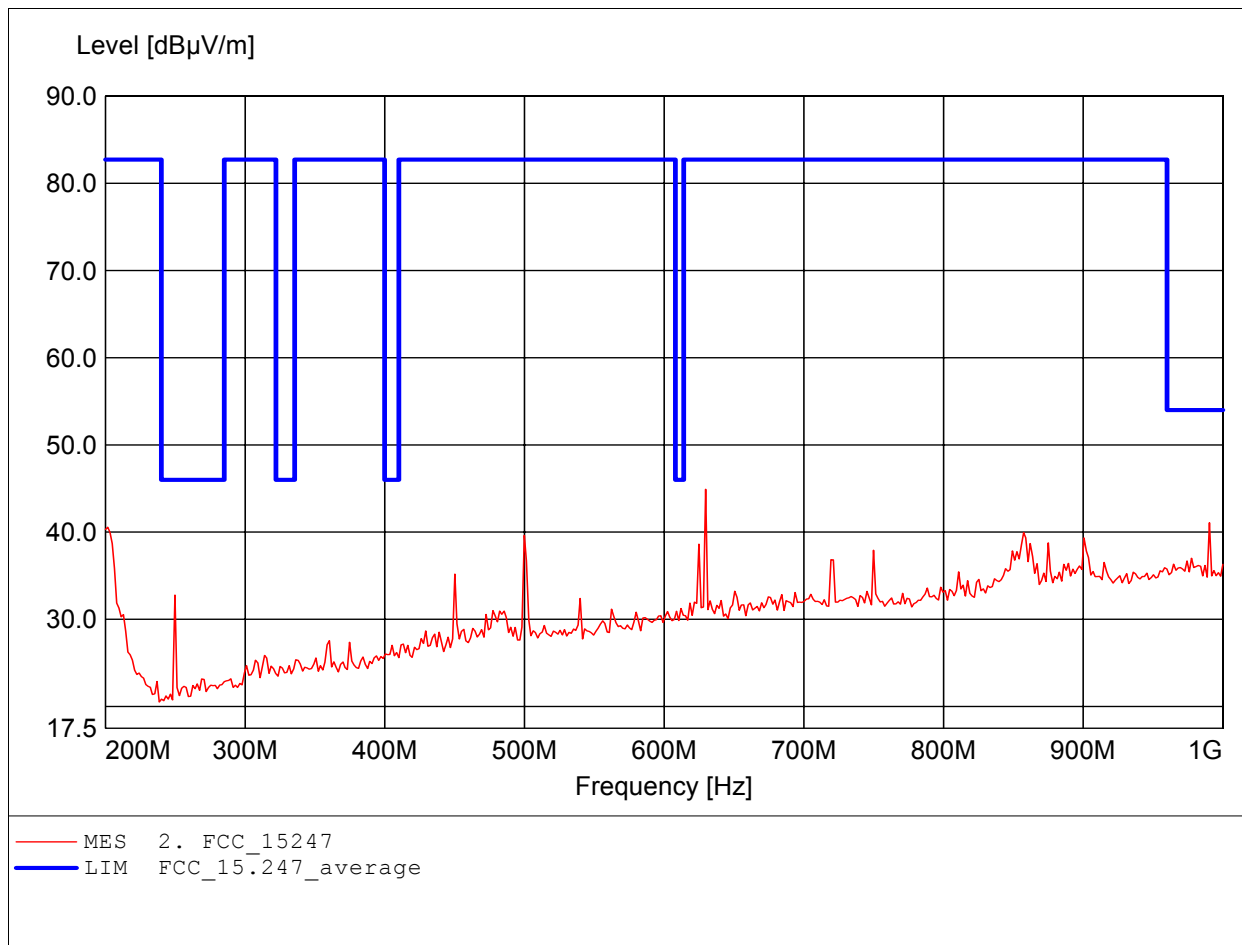
EUT: ProSafe 802.11g Wireless Access Point
MODEL NO.: WG102 11B CH1 Ant B
Approval Holder: Netgear Inc.
Test Site / Operator: ETS / Jay Chaing
Temperature/Voltage: Temp.: 23°C/ Unom.: 120 VAC (AC / DC Adapter)
Test Specification: according to §15.247
Comment 1: Dist.: 3m, Ant.: HL 223,
Freq: 629.659MHz, Emax: 39.46dBµV/m, RBW: 100kHz



Spurious emissions Field Strength

FCC RULES PART 15, SUBPART C

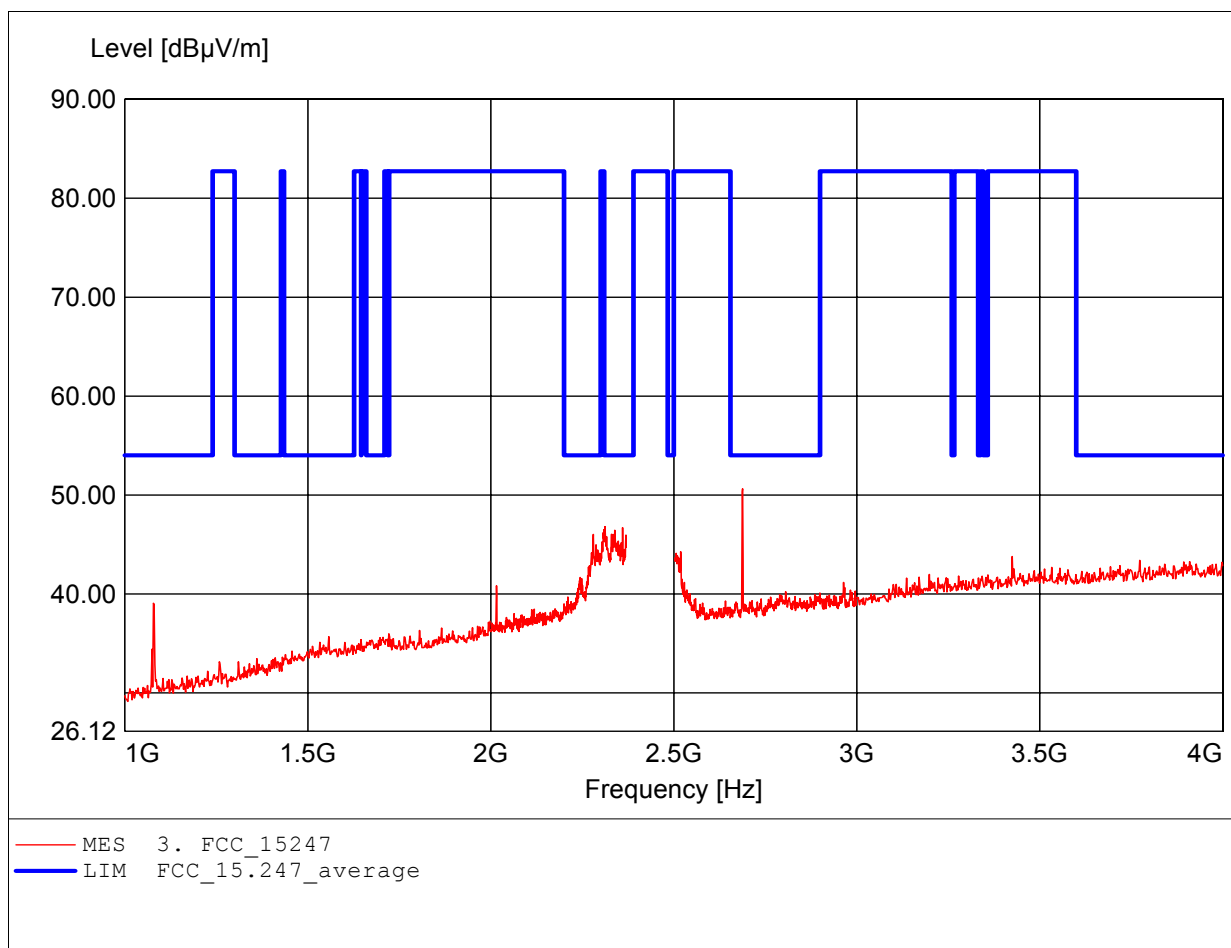
EUT: ProSafe 802.11g Wireless Access Point
MODEL NO.: WG102 11B CH1 Ant B
Approval Holder: Netgear Inc.
Test Site / Operator: ETS / Jay Chaing
Temperature/Voltage: Temp.: 23°C/ Unom.: 120 VAC (AC / DC Adapter)
Test Specification: according to §15.247
Comment 1: Dist.: 3m, Ant.: HL 223,
Freq: 629.659MHz, Emax: 44.90dBµV/m, RBW: 100kHz



Spurious emissions Field Strength

FCC RULES PART 15, SUBPART C

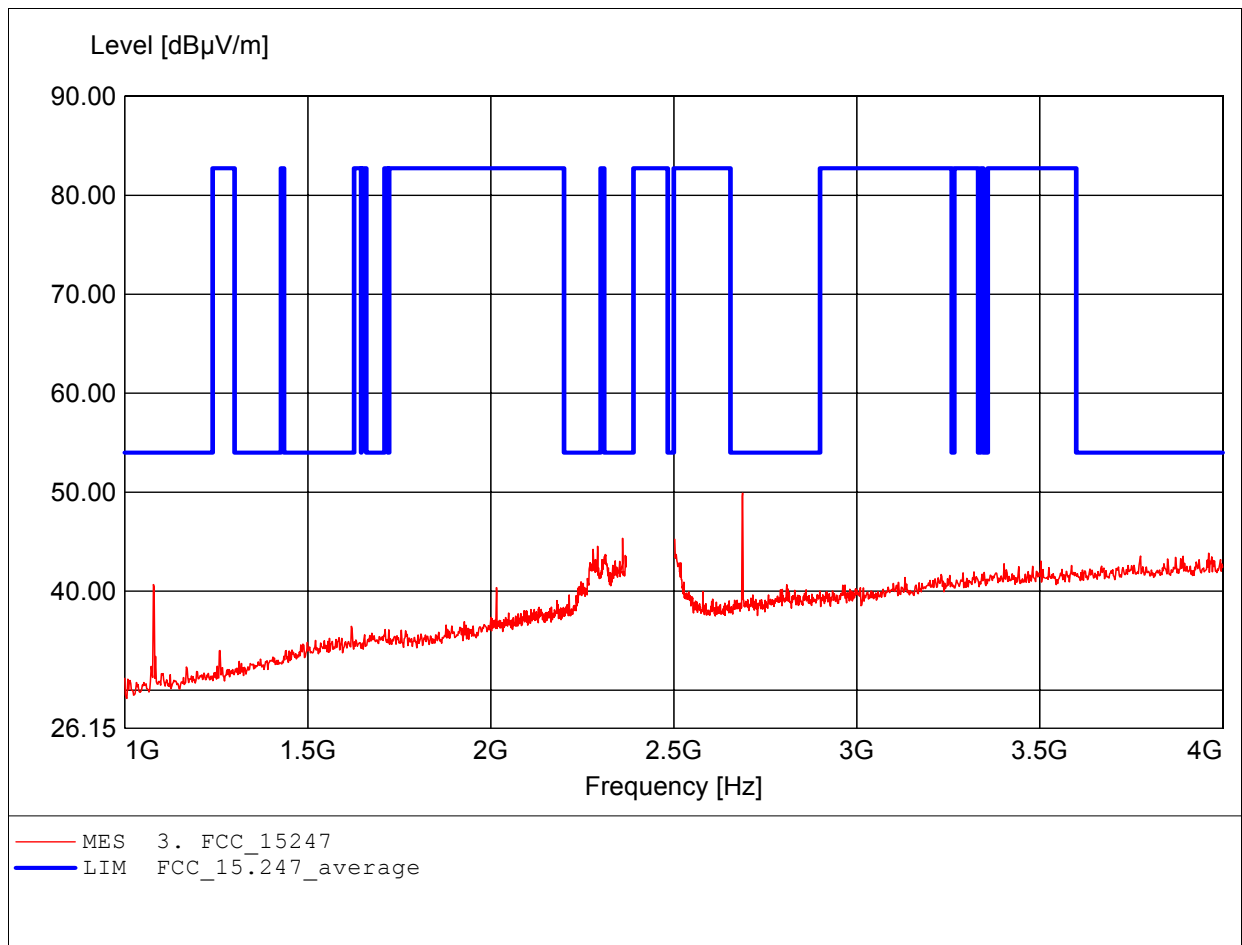
EUT: ProSafe 802.11g Wireless Access Point
MODEL NO.: WG102 11B CH1 Ant B
Approval Holder: Netgear Inc.
Test Site / Operator: ETS / Jay Chaing
Temperature/Voltage: Temp.: 23°C/ Unom.: 120 VAC (AC / DC Adapter)
Test Specification: according to §15.247, peak detector
Comment 1: Dist.: 3m, Ant.: HL025, amplif.
Freq: 2.688GHz, Emax: 50.62dBµV/m, RBW: 1MHz



Spurious emissions Field Strength

FCC RULES PART 15, SUBPART C

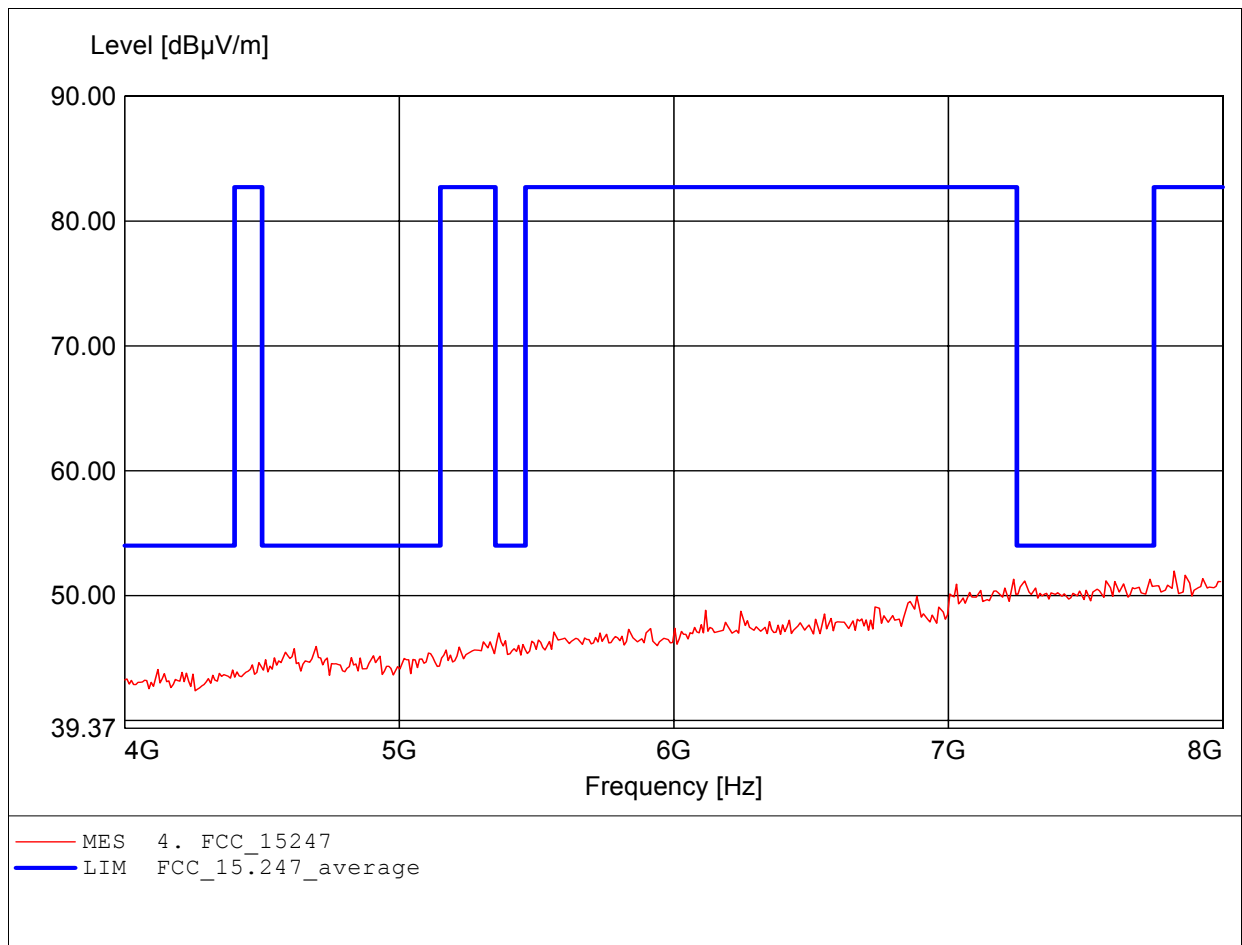
EUT: ProSafe 802.11g Wireless Access Point
MODEL NO.: WG102 11B CH1 Ant B
Approval Holder: Netgear Inc.
Test Site / Operator: ETS / Jay Chaing
Temperature/Voltage: Temp.: 23°C/ Unom.: 120 VAC (AC / DC Adapter)
Test Specification: according to §15.247, peak detector
Comment 1: Dist.: 3m, Ant.: HL025, amplif.
Freq: 2.688GHz, Emax: 49.91dBµV/m, RBW: 1MHz



Spurious emissions Field Strength

FCC RULES PART 15, SUBPART C

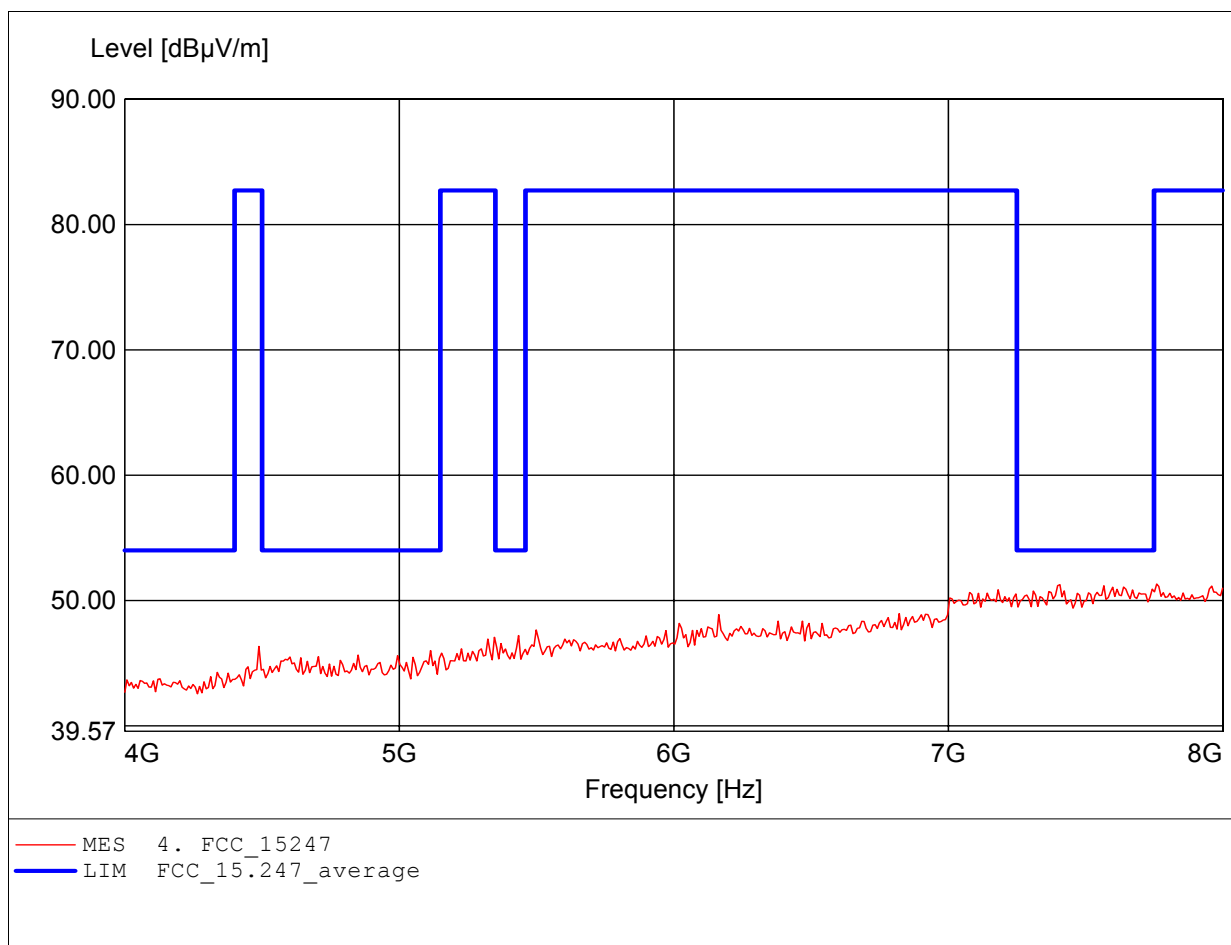
EUT: ProSafe 802.11g Wireless Access Point
MODEL NO.: WG102 11B CH1 Ant B
Approval Holder: Netgear Inc.
Test Site / Operator: ETS / Jay Chaing
Temperature/Voltage: Temp.: 23°C/ Unom.: 120 VAC (AC / DC Adapter)
Test Specification: according to §15.247, peak detector
Comment 1: Dist.: 3m, Ant.: HL025, ampl.+HP.
Freq: 7.824GHz, Emax: 51.97dBµV/m, RBW: 1MHz



Spurious emissions Field Strength

FCC RULES PART 15, SUBPART C

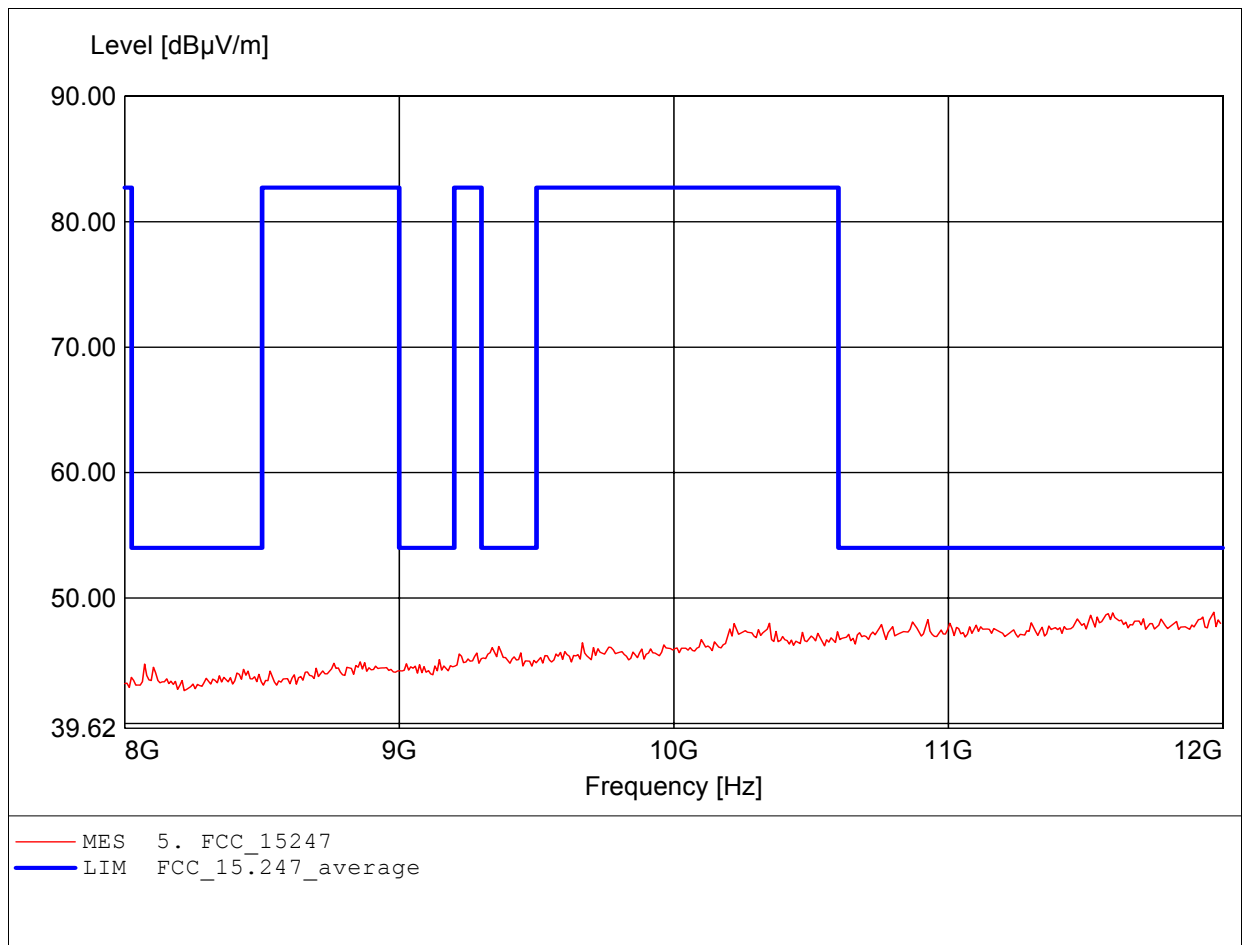
EUT: ProSafe 802.11g Wireless Access Point
MODEL NO.: WG102 11B CH1 Ant B
Approval Holder: Netgear Inc.
Test Site / Operator: ETS / Jay Chaing
Temperature/Voltage: Temp.: 23°C/ Unom.: 120 VAC (AC / DC Adapter)
Test Specification: according to §15.247, peak detector
Comment 1: Dist.: 3m, Ant.: HL025, ampl.+HP.
Freq: 7.760GHz, Emax: 51.32dBμV/m, RBW: 1MHz



Spurious emissions Field Strength

FCC RULES PART 15, SUBPART C

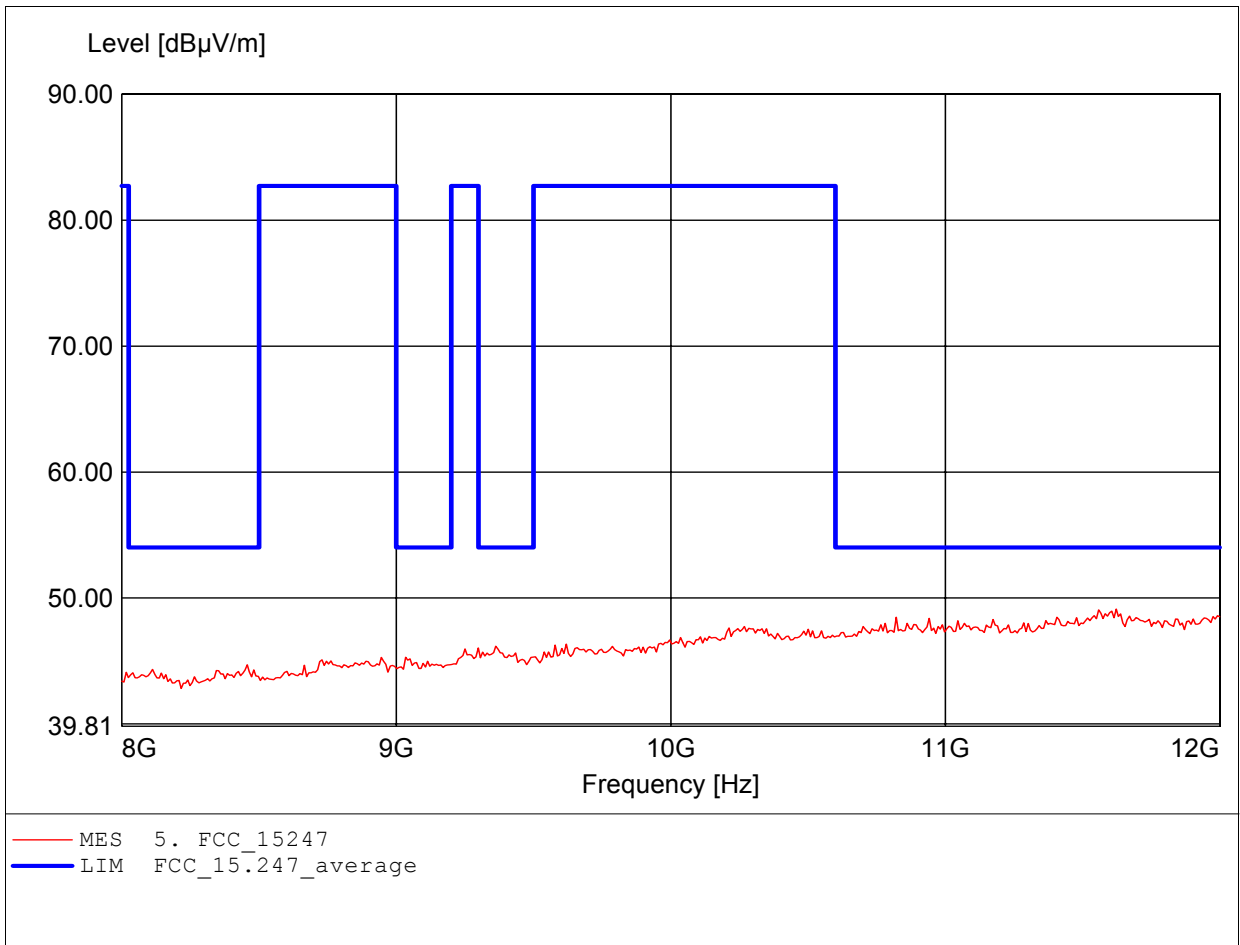
EUT: ProSafe 802.11g Wireless Access Point
MODEL NO.: WG102 11B CH1 Ant B
Approval Holder: Netgear Inc.
Test Site / Operator: ETS / Jay Chaing
Temperature/Voltage: Temp.: 23°C/ Unom.: 120 VAC (AC / DC Adapter)
Test Specification: according to §15.247, peak detector
Comment 1: Dist.: 3m, Ant.: HL025, ampl.+HP.
Freq: 11.968GHz, Emax: 48.87dBμV/m, RBW: 1MHz



Spurious emissions Field Strength

FCC RULES PART 15, SUBPART C

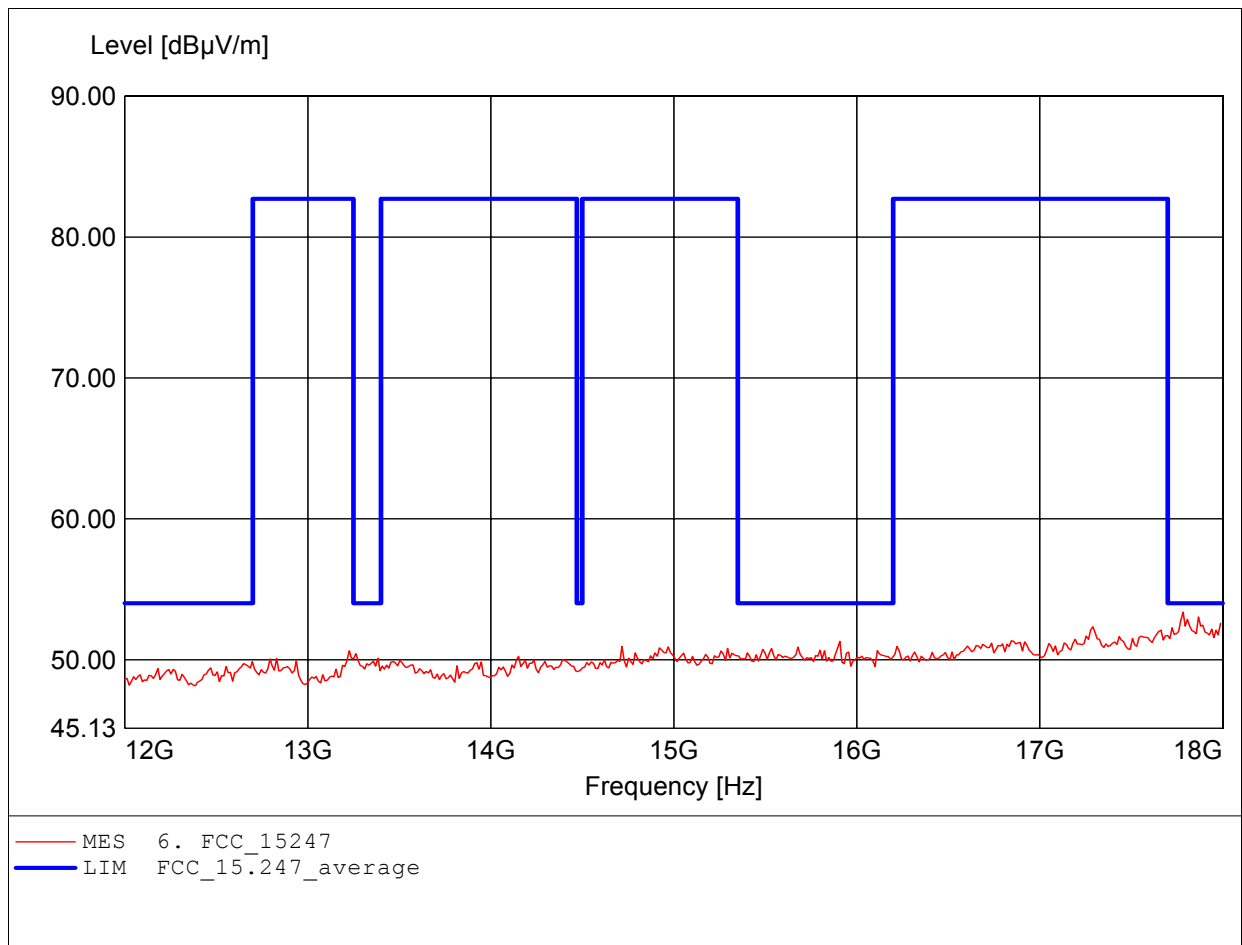
EUT: ProSafe 802.11g Wireless Access Point
MODEL NO.: WG102 11B CH1 Ant B
Approval Holder: Netgear Inc.
Test Site / Operator: ETS / Jay Chaing
Temperature/Voltage: Temp.: 23°C/ Unom.: 120 VAC (AC / DC Adapter)
Test Specification: according to §15.247, peak detector
Comment 1: Dist.: 3m, Ant.: HL025, ampl.+HP.
Freq: 11.623GHz, Emax: 49.12dBµV/m, RBW: 1MHz



Spurious emissions Field Strength

FCC RULES PART 15, SUBPART C

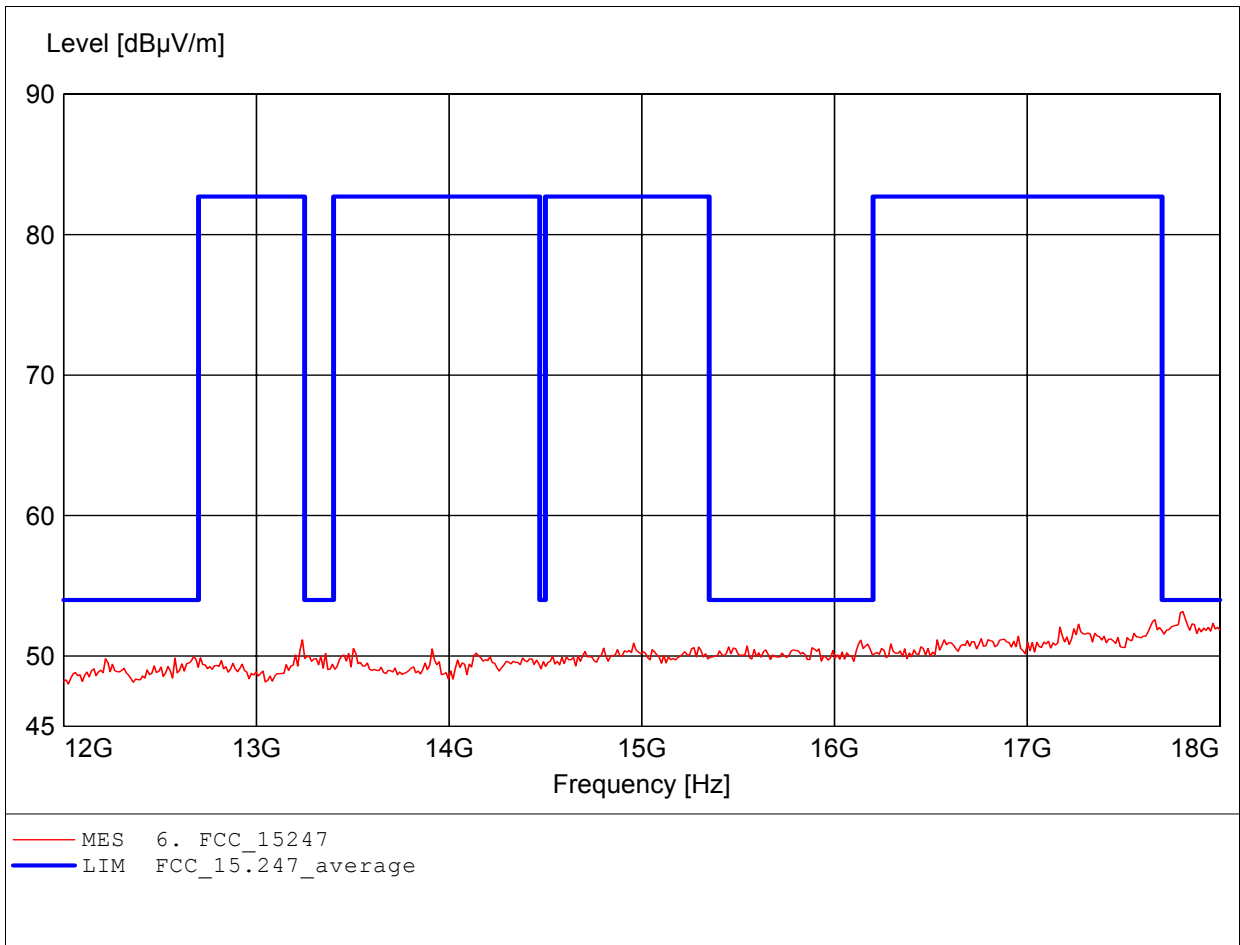
EUT: ProSafe 802.11g Wireless Access Point
MODEL NO.: WG102 11B CH1 Ant B
Approval Holder: Netgear Inc.
Test Site / Operator: ETS / Jay Chaing
Temperature/Voltage: Temp.: 23°C/ Unom.: 120 VAC (AC / DC Adapter)
Test Specification: according to §15.247, peak detector
Comment 1: Dist.: 3m, Ant.: HL025, ampl.+HP.
Freq: 17.784GHz, Emax: 53.38dBµV/m, RBW: 1MHz



Spurious emissions Field Strength

FCC RULES PART 15, SUBPART C

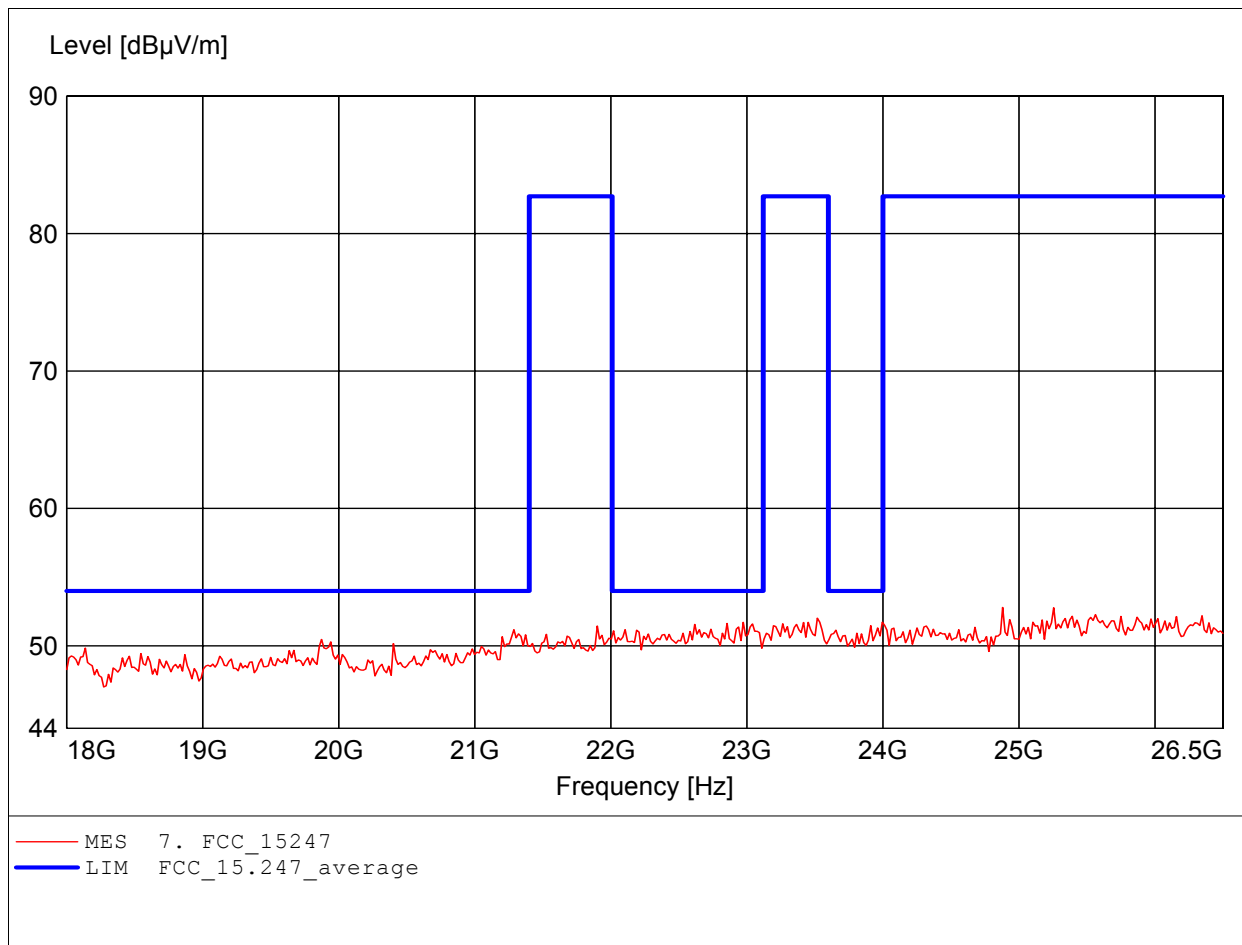
EUT: ProSafe 802.11g Wireless Access Point
MODEL NO.: WG102 11B CH1 Ant B
Approval Holder: Netgear Inc.
Test Site / Operator: ETS / Jay Chaing
Temperature/Voltage: Temp.: 23°C/ Unom.: 120 VAC (AC / DC Adapter)
Test Specification: according to §15.247, peak detector
Comment 1: Dist.: 3m, Ant.: HL025, ampl.+HP.
Freq: 17.808GHz, Emax: 53.18dBμV/m, RBW: 1MHz



Spurious emissions Field Strength

FCC RULES PART 15, SUBPART C

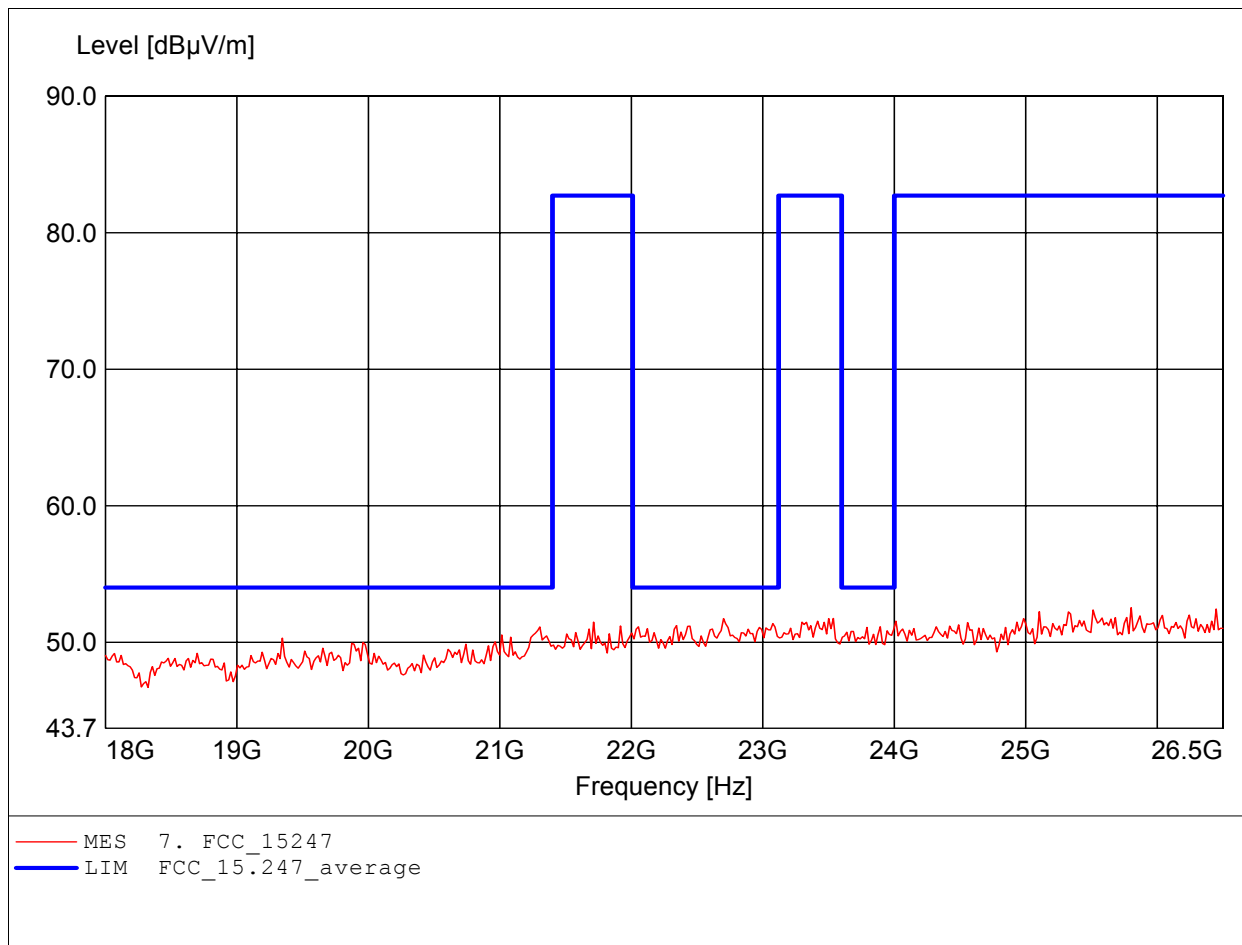
EUT: ProSafe 802.11g Wireless Access Point
MODEL NO.: WG102 11B CH1 Ant B
Approval Holder: Netgear Inc.
Test Site / Operator: ETS / Jay Chaing
Temperature/Voltage: Temp.: 23°C/ Unom.: 120 VAC (AC / DC Adapter)
Test Specification: according to §15.247, peak detector
Comment 1: Dist.: 3m, Ant.: HL025, amplif.
Freq: 24.882GHz, Emax: 52.79dBμV/m, RBW: 1MHz



Spurious emissions Field Strength

FCC RULES PART 15, SUBPART C

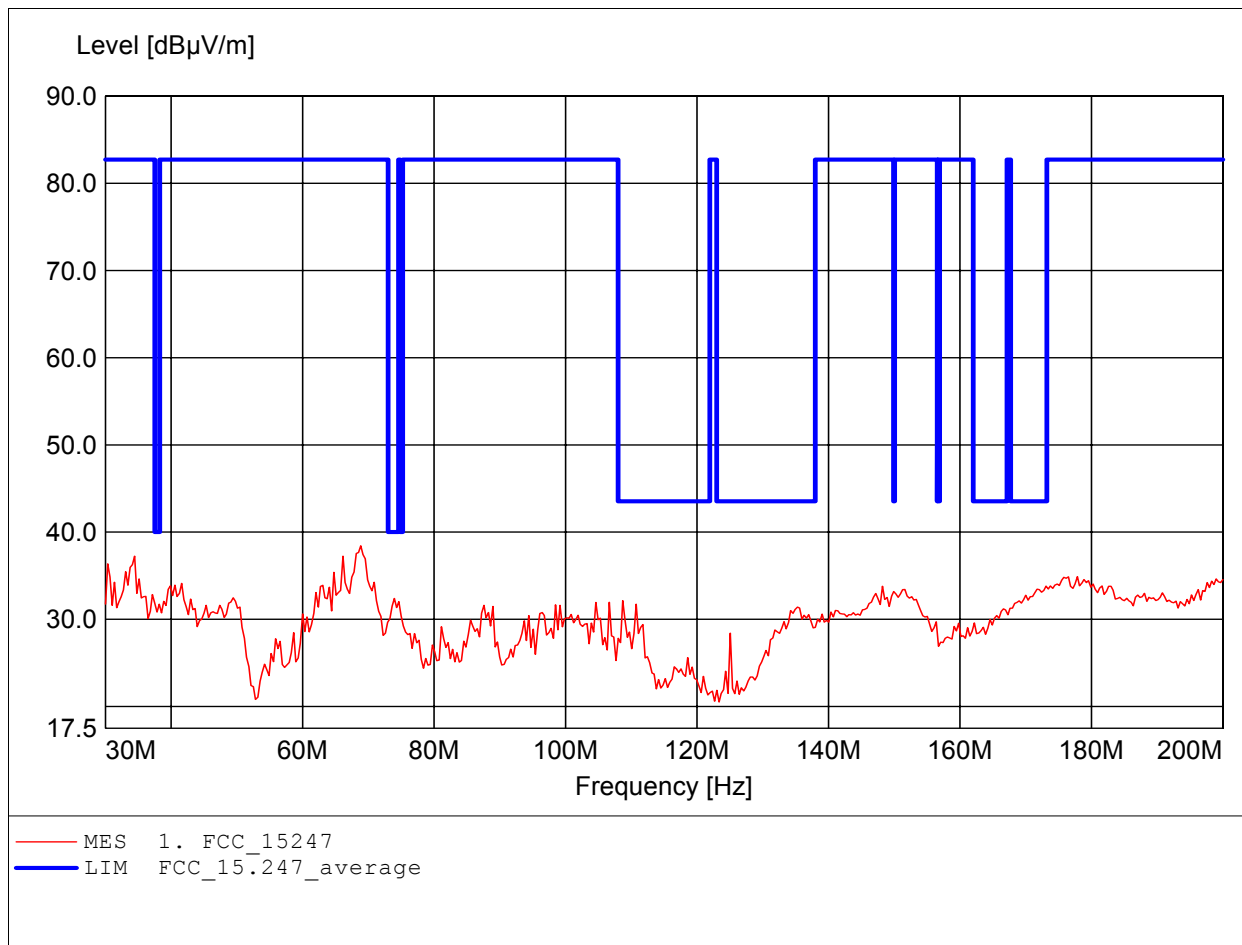
EUT: ProSafe 802.11g Wireless Access Point
MODEL NO.: WG102 11B CH1 Ant B
Approval Holder: Netgear Inc.
Test Site / Operator: ETS / Jay Chaing
Temperature/Voltage: Temp.: 23°C/ Unom.: 120 VAC (AC / DC Adapter)
Test Specification: according to §15.247, peak detector
Comment 1: Dist.: 3m, Ant.: HL025, amplif.
Freq: 25.802GHz, Emax: 52.52dBμV/m, RBW: 1MHz



Spurious emissions Field Strength

FCC RULES PART 15, SUBPART C

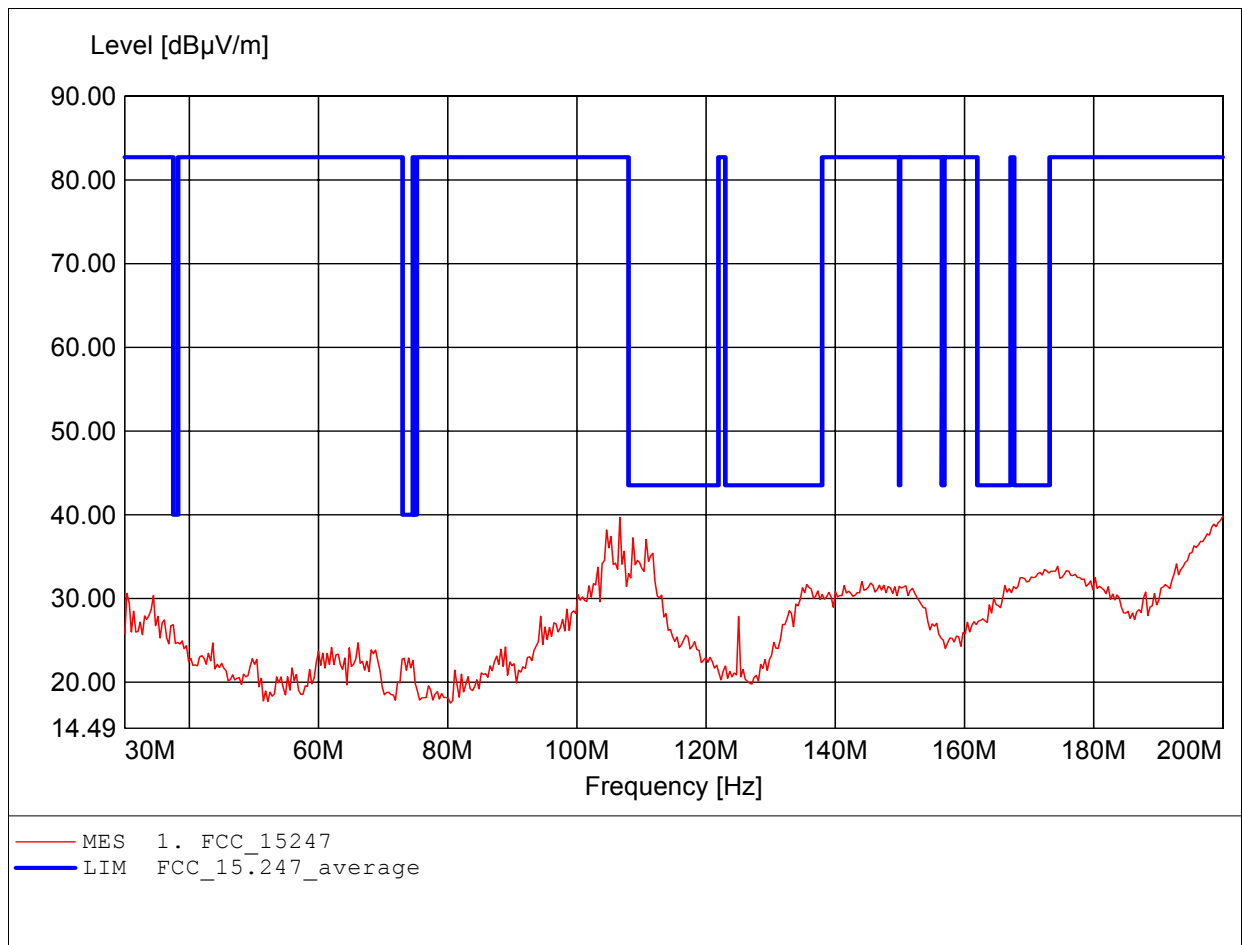
EUT: ProSafe 802.11g Wireless Access Point
MODEL NO.: WG102 11B CH6 Ant B
Approval Holder: Netgear Inc.
Test Site / Operator: ETS / Jay Chaing
Temperature/Voltage: Temp.: 23°C/ Unom.: 120 VAC (AC / DC Adapter)
Test Specification: according to §15.247
Comment 1: Dist.: 3m, Ant.: HK 116
Freq: 68.838MHz, Emax: 38.44dBµV/m, RBW: 100kHz



Spurious emissions Field Strength

FCC RULES PART 15, SUBPART C

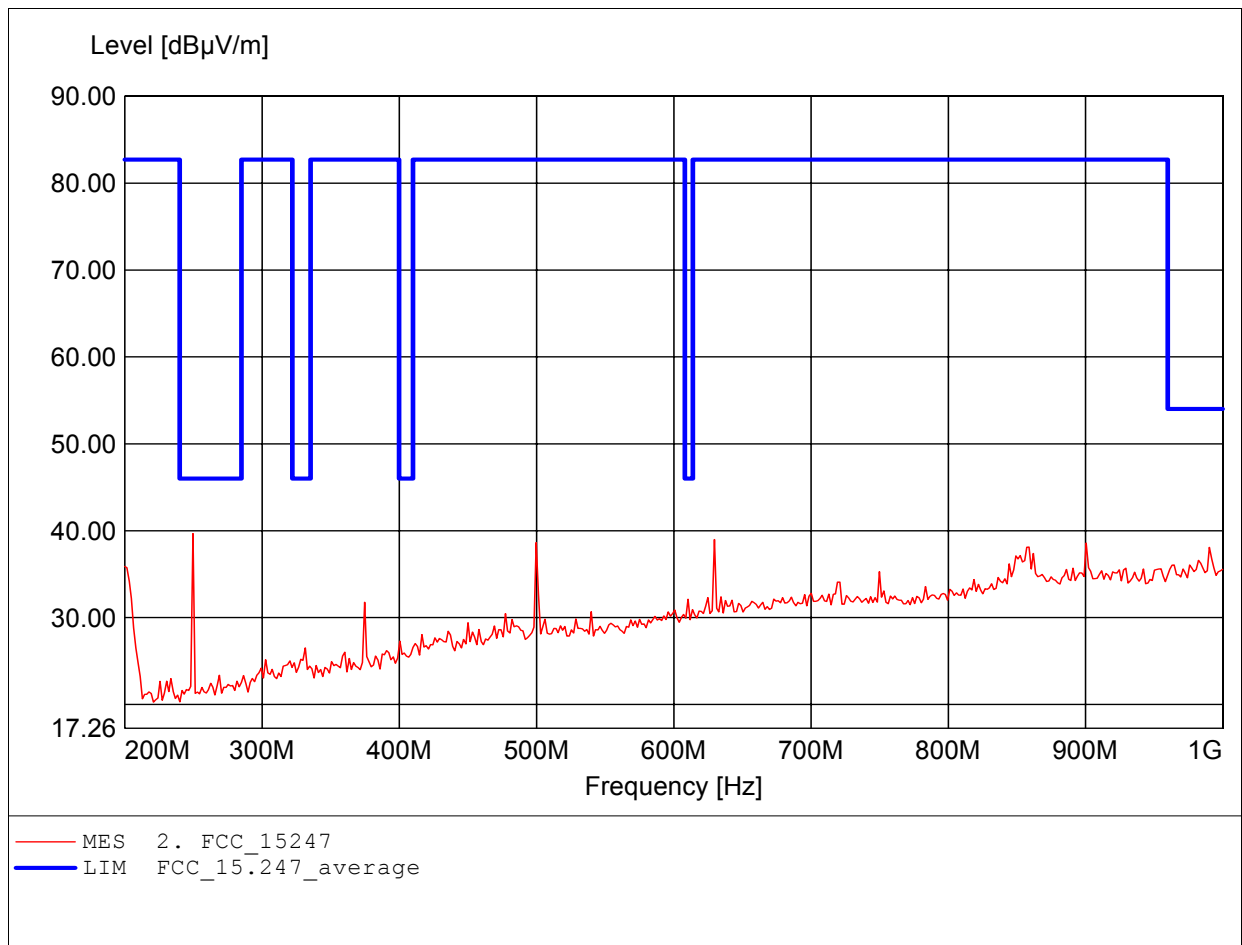
EUT: ProSafe 802.11g Wireless Access Point
MODEL NO.: WG102 11B CH6 Ant B
Approval Holder: Netgear Inc.
Test Site / Operator: ETS / Jay Chaing
Temperature/Voltage: Temp.: 23°C/ Unom.: 120 VAC (AC / DC Adapter)
Test Specification: according to §15.247
Comment 1: Dist.: 3m, Ant.: HK 116
Freq: 200.000MHz, Emax: 39.79dBµV/m, RBW: 100kHz



Spurious emissions Field Strength

FCC RULES PART 15, SUBPART C

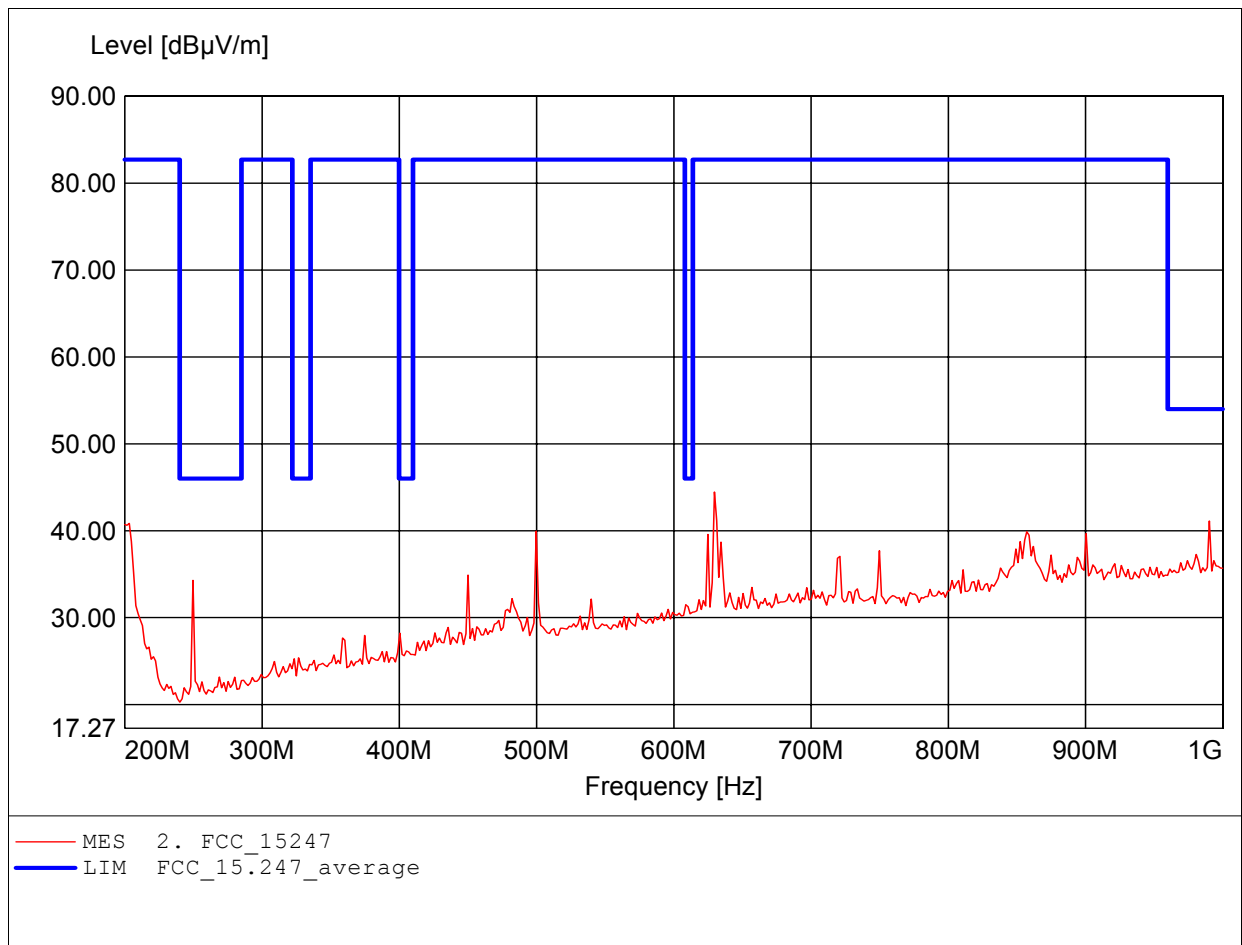
EUT: ProSafe 802.11g Wireless Access Point
MODEL NO.: WG102 11B CH6 Ant B
Approval Holder: Netgear Inc.
Test Site / Operator: ETS / Jay Chaing
Temperature/Voltage: Temp.: 23°C/ Unom.: 120 VAC (AC / DC Adapter)
Test Specification: according to §15.247
Comment 1: Dist.: 3m, Ant.: HL 223,
Freq: 249.699MHz, Emax: 39.66dBµV/m, RBW: 100kHz



Spurious emissions Field Strength

FCC RULES PART 15, SUBPART C

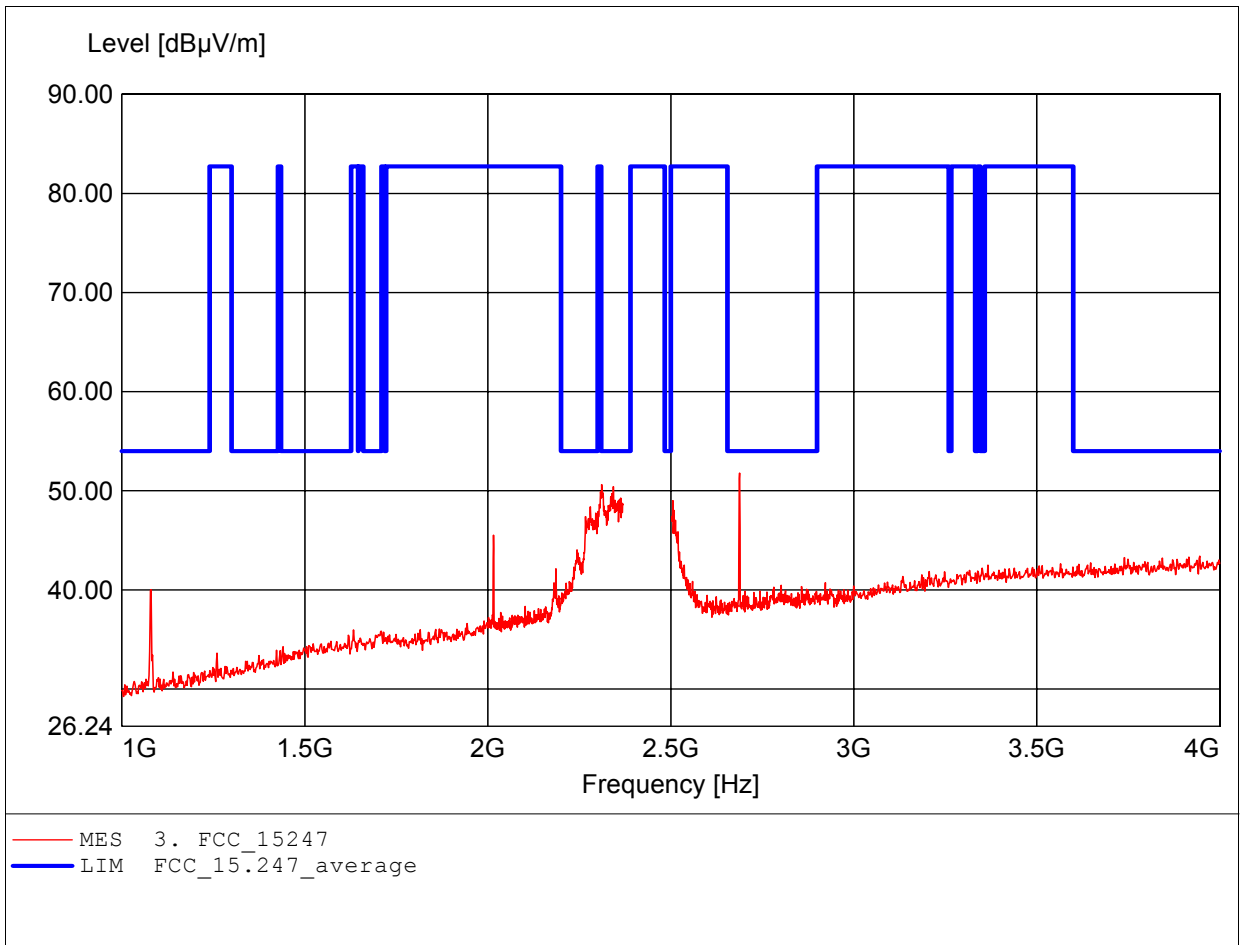
EUT: ProSafe 802.11g Wireless Access Point
MODEL NO.: WG102 11B CH6 Ant B
Approval Holder: Netgear Inc.
Test Site / Operator: ETS / Jay Chaing
Temperature/Voltage: Temp.: 23°C/ Unom.: 120 VAC (AC / DC Adapter)
Test Specification: according to §15.247
Comment 1: Dist.: 3m, Ant.: HL 223,
Freq: 629.659MHz, Emax: 44.44dBµV/m, RBW: 100kHz



Spurious emissions Field Strength

FCC RULES PART 15, SUBPART C

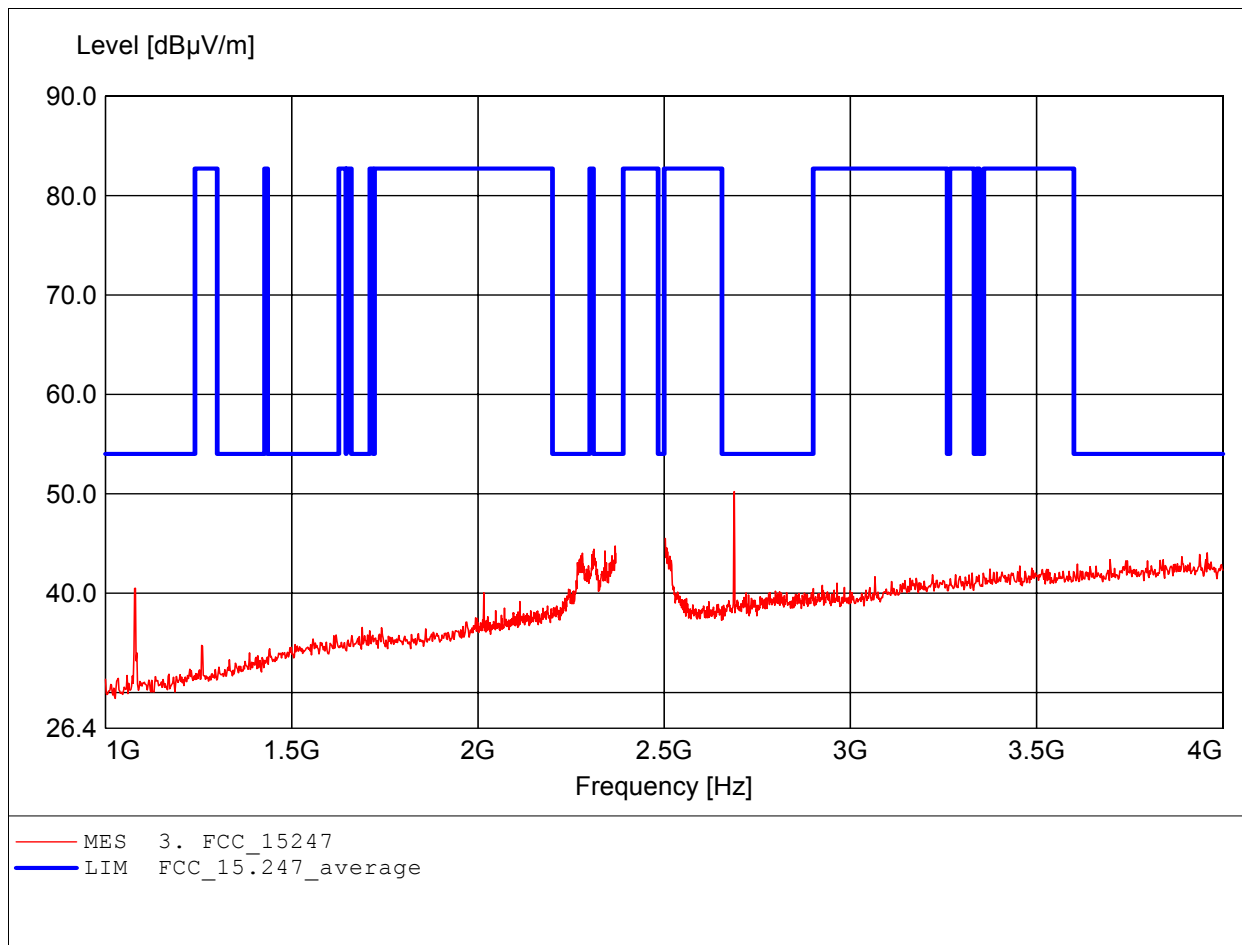
EUT: ProSafe 802.11g Wireless Access Point
MODEL NO.: WG102 11B CH6 Ant B
Approval Holder: Netgear Inc.
Test Site / Operator: ETS / Jay Chaing
Temperature/Voltage: Temp.: 23°C/ Unom.: 120 VAC (AC / DC Adapter)
Test Specification: according to §15.247, peak detector
Comment 1: Dist.: 3m, Ant.: HL025, amplif.
Freq: 2.688GHz, Emax: 51.78dBµV/m, RBW: 1MHz



Spurious emissions Field Strength

FCC RULES PART 15, SUBPART C

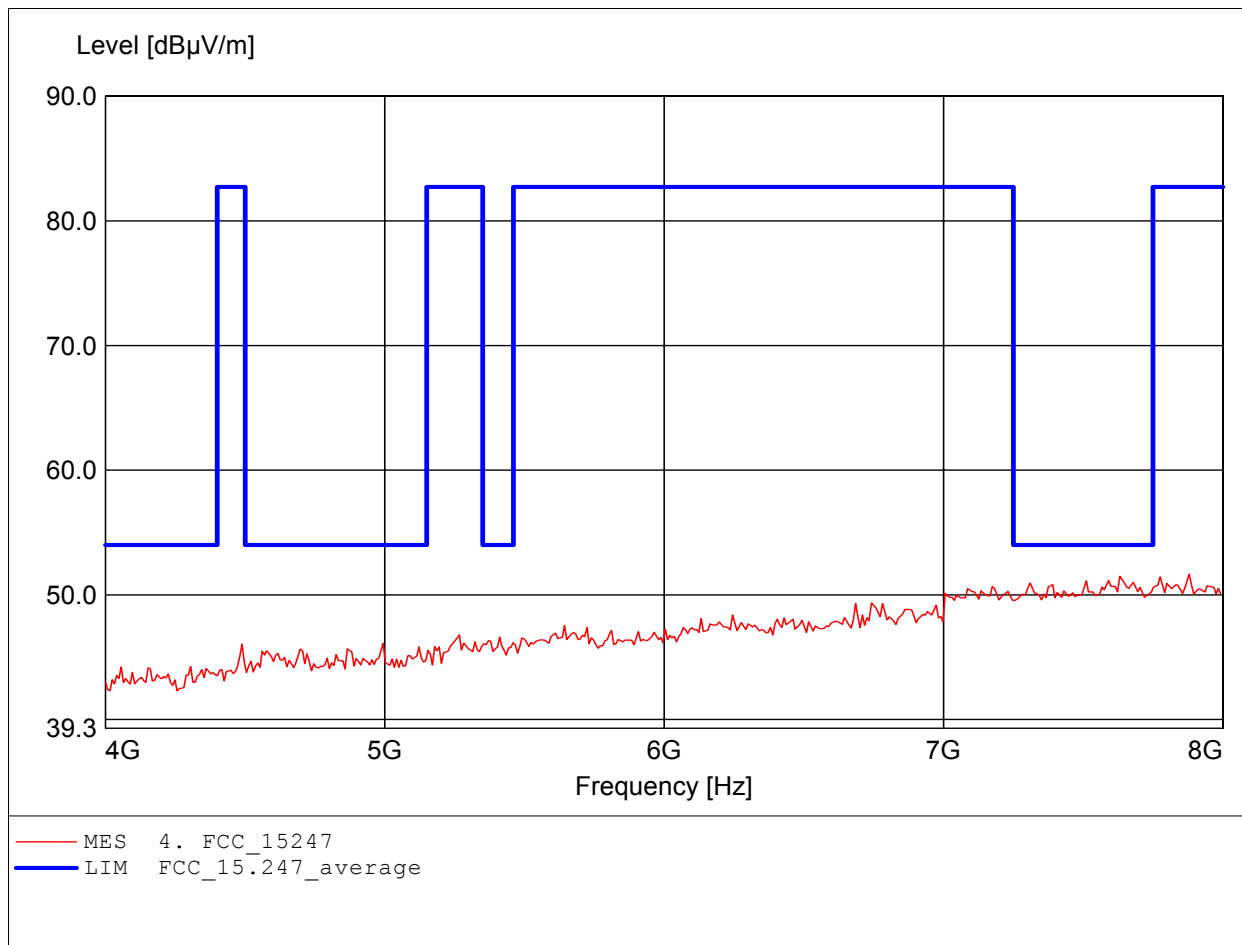
EUT: ProSafe 802.11g Wireless Access Point
MODEL NO.: WG102 11B CH6 Ant B
Approval Holder: Netgear Inc.
Test Site / Operator: ETS / Jay Chaing
Temperature/Voltage: Temp.: 23°C/ Unom.: 120 VAC (AC / DC Adapter)
Test Specification: according to §15.247, peak detector
Comment 1: Dist.: 3m, Ant.: HL025, amplif.
Freq: 2.688GHz, Emax: 50.23dBµV/m, RBW: 1MHz



Spurious emissions Field Strength

FCC RULES PART 15, SUBPART C

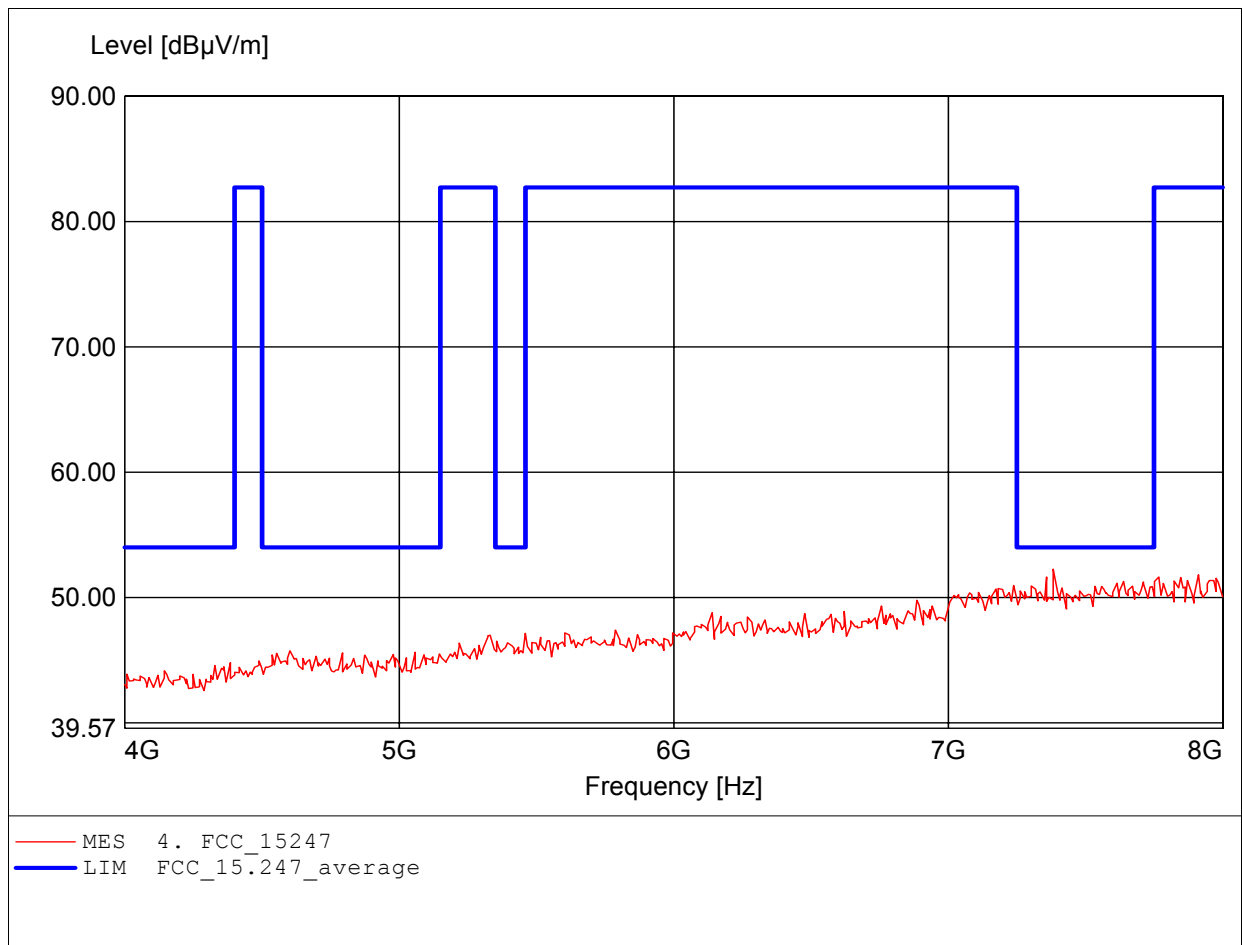
EUT: ProSafe 802.11g Wireless Access Point
MODEL NO.: WG102 11B CH6 Ant B
Approval Holder: Netgear Inc.
Test Site / Operator: ETS / Jay Chaing
Temperature/Voltage: Temp.: 23°C/ Unom.: 120 VAC (AC / DC Adapter)
Test Specification: according to §15.247, peak detector
Comment 1: Dist.: 3m, Ant.: HL025, ampl.+HP.
Freq: 7.880GHz, Emax: 51.66dBµV/m, RBW: 1MHz



Spurious emissions Field Strength

FCC RULES PART 15, SUBPART C

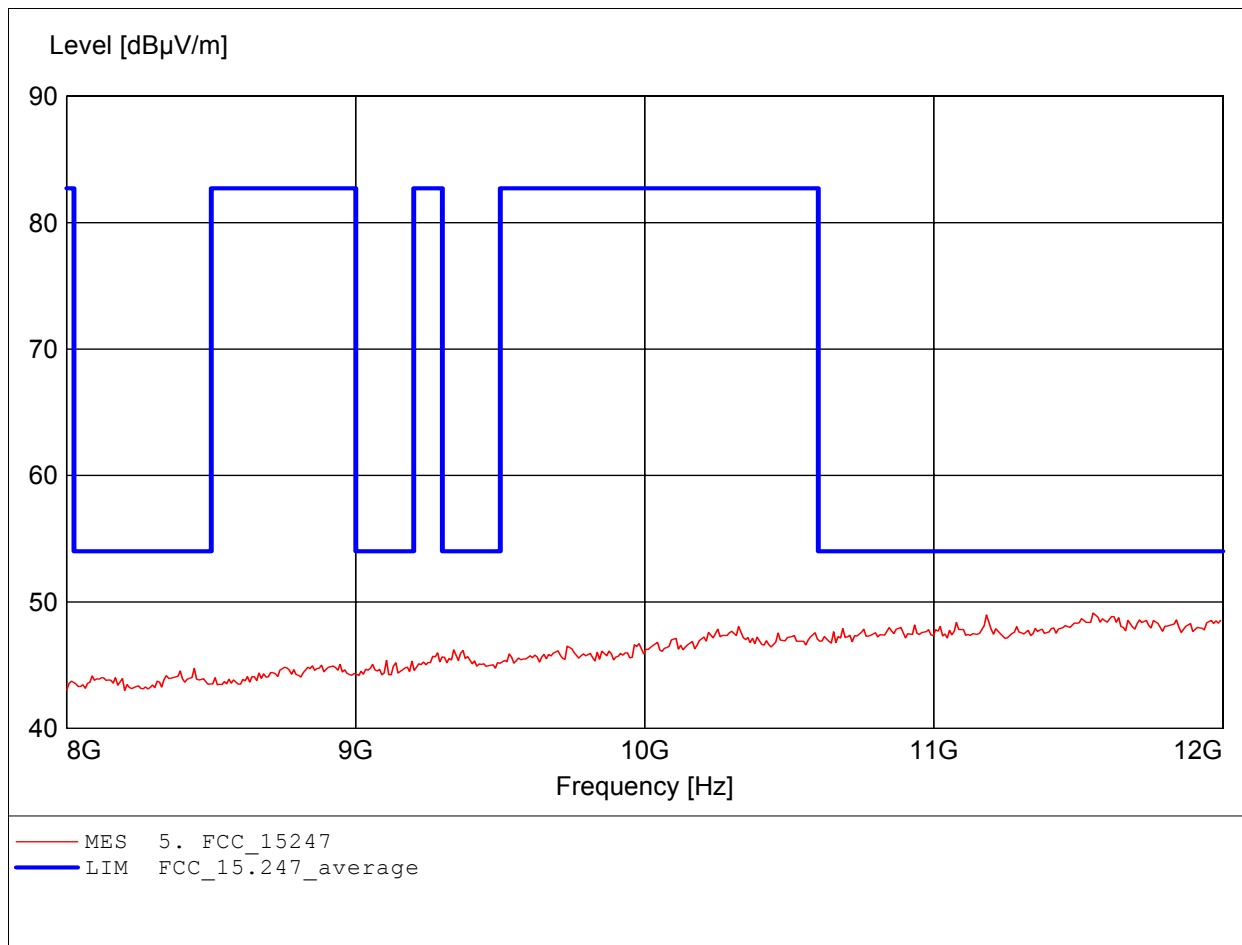
EUT: ProSafe 802.11g Wireless Access Point
MODEL NO.: WG102 11B CH6 Ant B
Approval Holder: Netgear Inc.
Test Site / Operator: ETS / Jay Chaing
Temperature/Voltage: Temp.: 23°C/ Unom.: 120 VAC (AC / DC Adapter)
Test Specification: according to §15.247, peak detector
Comment 1: Dist.: 3m, Ant.: HL025, ampl.+HP.
Freq: 7.383GHz, Emax: 52.26dBµV/m, RBW: 1MHz



Spurious emissions Field Strength

FCC RULES PART 15, SUBPART C

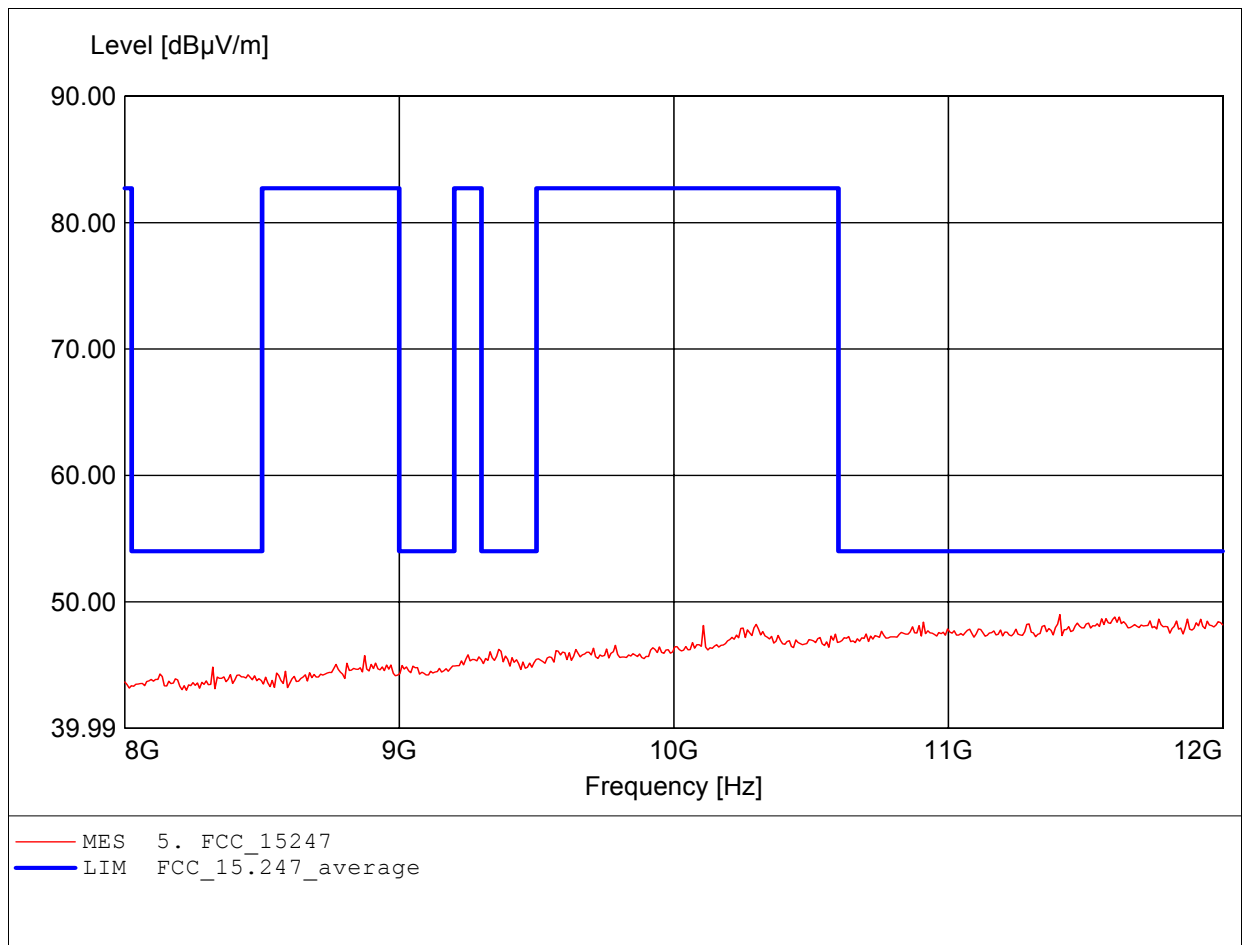
EUT: ProSafe 802.11g Wireless Access Point
MODEL NO.: WG102 11B CH6 Ant B
Approval Holder: Netgear Inc.
Test Site / Operator: ETS / Jay Chaing
Temperature/Voltage: Temp.: 23°C/ Unom.: 120 VAC (AC / DC Adapter)
Test Specification: according to §15.247, peak detector
Comment 1: Dist.: 3m, Ant.: HL025, ampl.+HP.
Freq: 11.551GHz, Emax: 49.11dBμV/m, RBW: 1MHz



Spurious emissions Field Strength

FCC RULES PART 15, SUBPART C

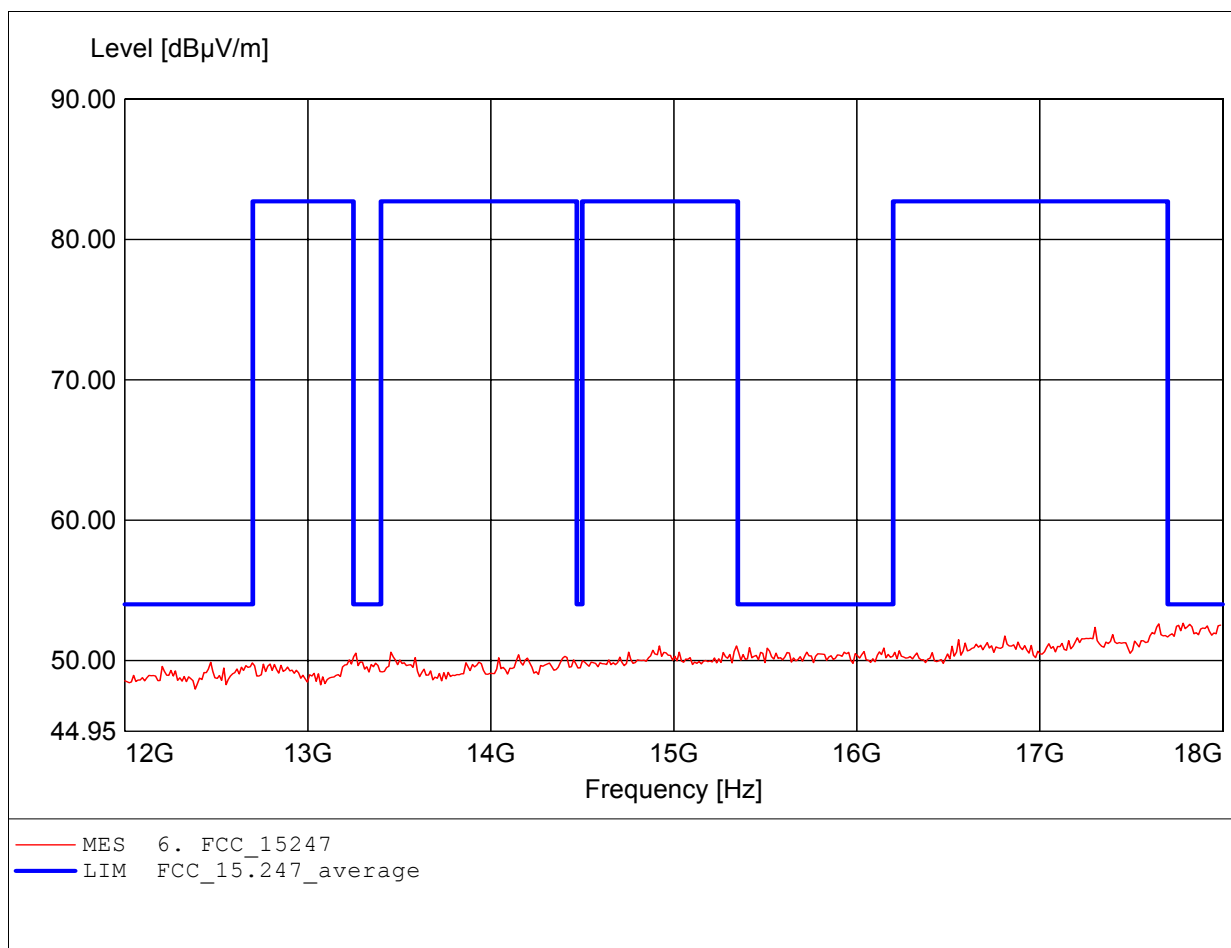
EUT: ProSafe 802.11g Wireless Access Point
MODEL NO.: WG102 11B CH6 Ant B
Approval Holder: Netgear Inc.
Test Site / Operator: ETS / Jay Chaing
Temperature/Voltage: Temp.: 23°C/ Unom.: 120 VAC (AC / DC Adapter)
Test Specification: according to §15.247, peak detector
Comment 1: Dist.: 3m, Ant.: HL025, ampl.+HP.
Freq: 11.407GHz, Emax: 48.98dBμV/m, RBW: 1MHz



Spurious emissions Field Strength

FCC RULES PART 15, SUBPART C

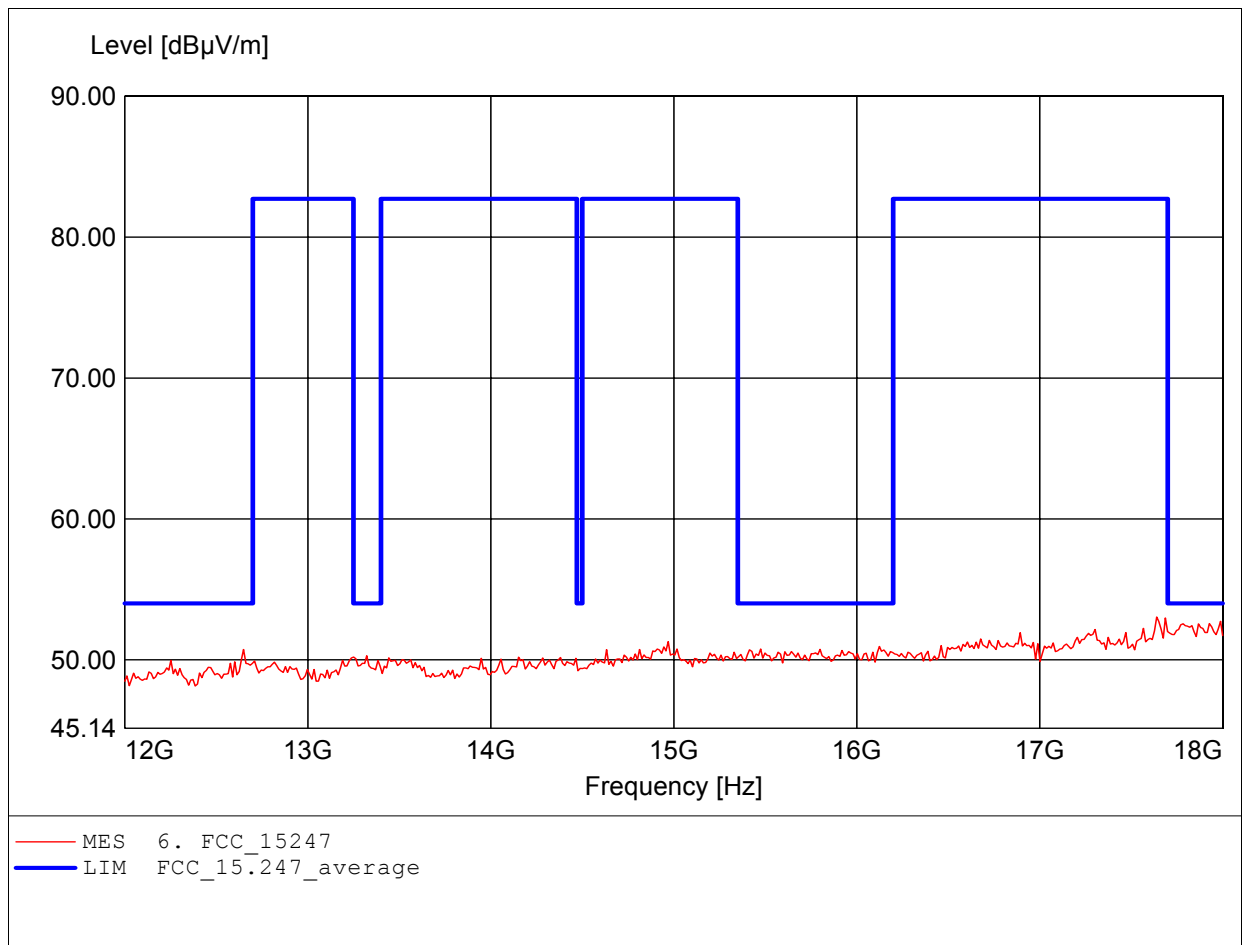
EUT: ProSafe 802.11g Wireless Access Point
MODEL NO.: WG102 11B CH6 Ant B
Approval Holder: Netgear Inc.
Test Site / Operator: ETS / Jay Chaing
Temperature/Voltage: Temp.: 23°C/ Unom.: 120 VAC (AC / DC Adapter)
Test Specification: according to §15.247, peak detector
Comment 1: Dist.: 3m, Ant.: HL025, ampl.+HP.
Freq: 17.784GHz, Emax: 52.65dBμV/m, RBW: 1MHz



Spurious emissions Field Strength

FCC RULES PART 15, SUBPART C

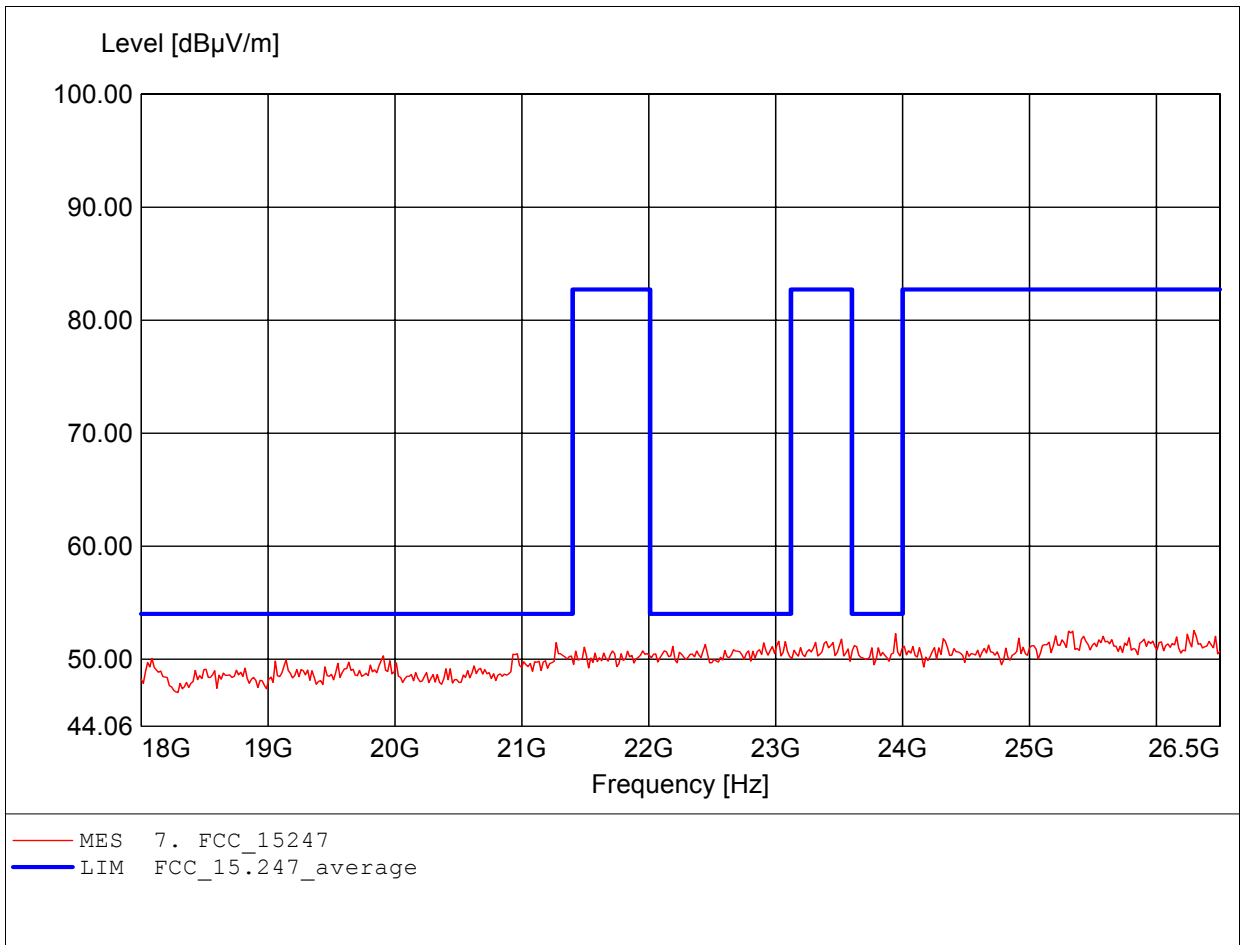
EUT: ProSafe 802.11g Wireless Access Point
MODEL NO.: WG102 11B CH6 Ant B
Approval Holder: Netgear Inc.
Test Site / Operator: ETS / Jay Chaing
Temperature/Voltage: Temp.: 23°C/ Unom.: 120 VAC (AC / DC Adapter)
Test Specification: according to §15.247, peak detector
Comment 1: Dist.: 3m, Ant.: HL025, ampl.+HP.
Freq: 17.639GHz, Emax: 53.04dBµV/m, RBW: 1MHz



Spurious emissions Field Strength

FCC RULES PART 15, SUBPART C

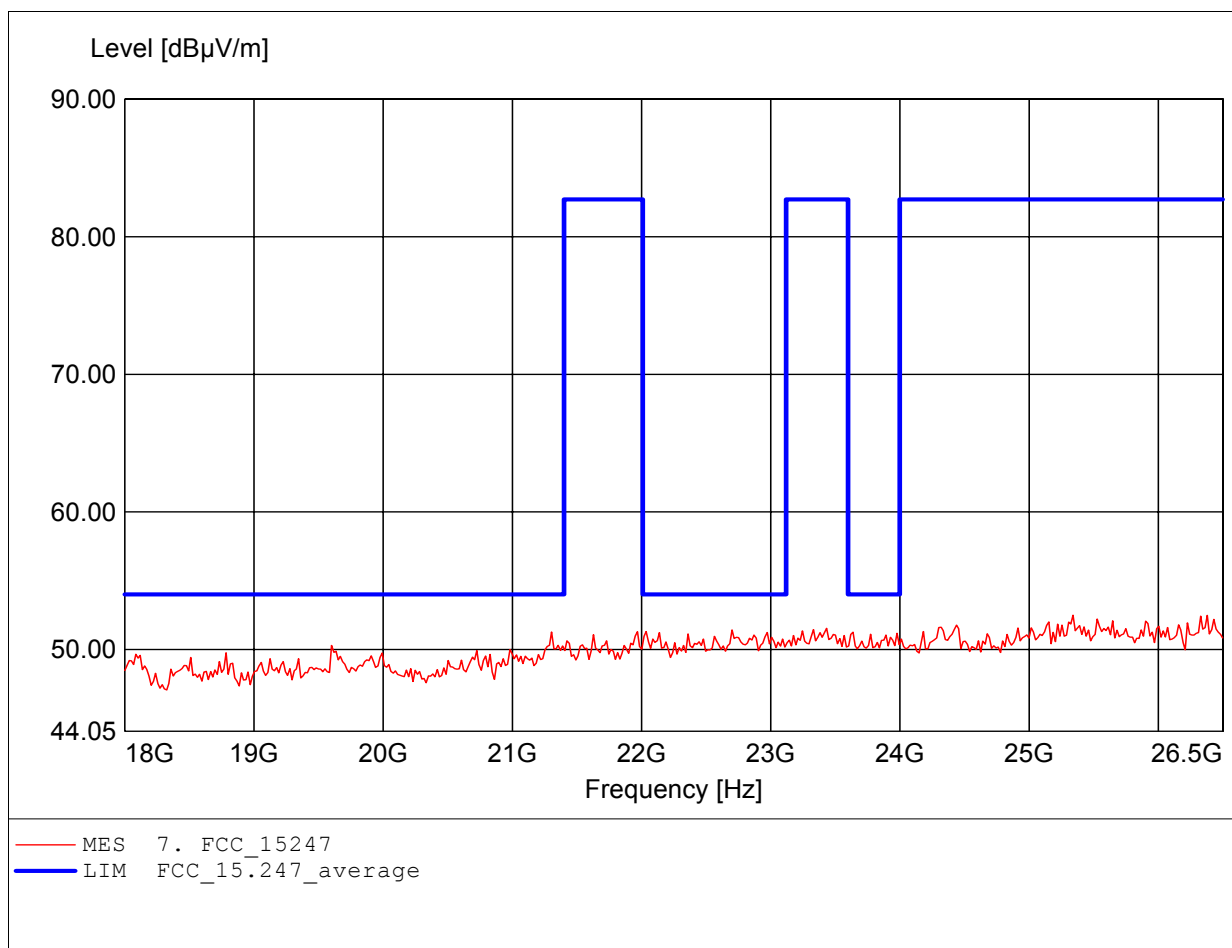
EUT: ProSafe 802.11g Wireless Access Point
MODEL NO.: WG102 11B CH6 Ant B
Approval Holder: Netgear Inc.
Test Site / Operator: ETS / Jay Chaing
Temperature/Voltage: Temp.: 23°C/ Unom.: 120 VAC (AC / DC Adapter)
Test Specification: according to §15.247, peak detector
Comment 1: Dist.: 3m, Ant.: HL025, amplif.
Freq: 26.296GHz, Emax: 52.54dBµV/m, RBW: 1MHz



Spurious emissions Field Strength

FCC RULES PART 15, SUBPART C

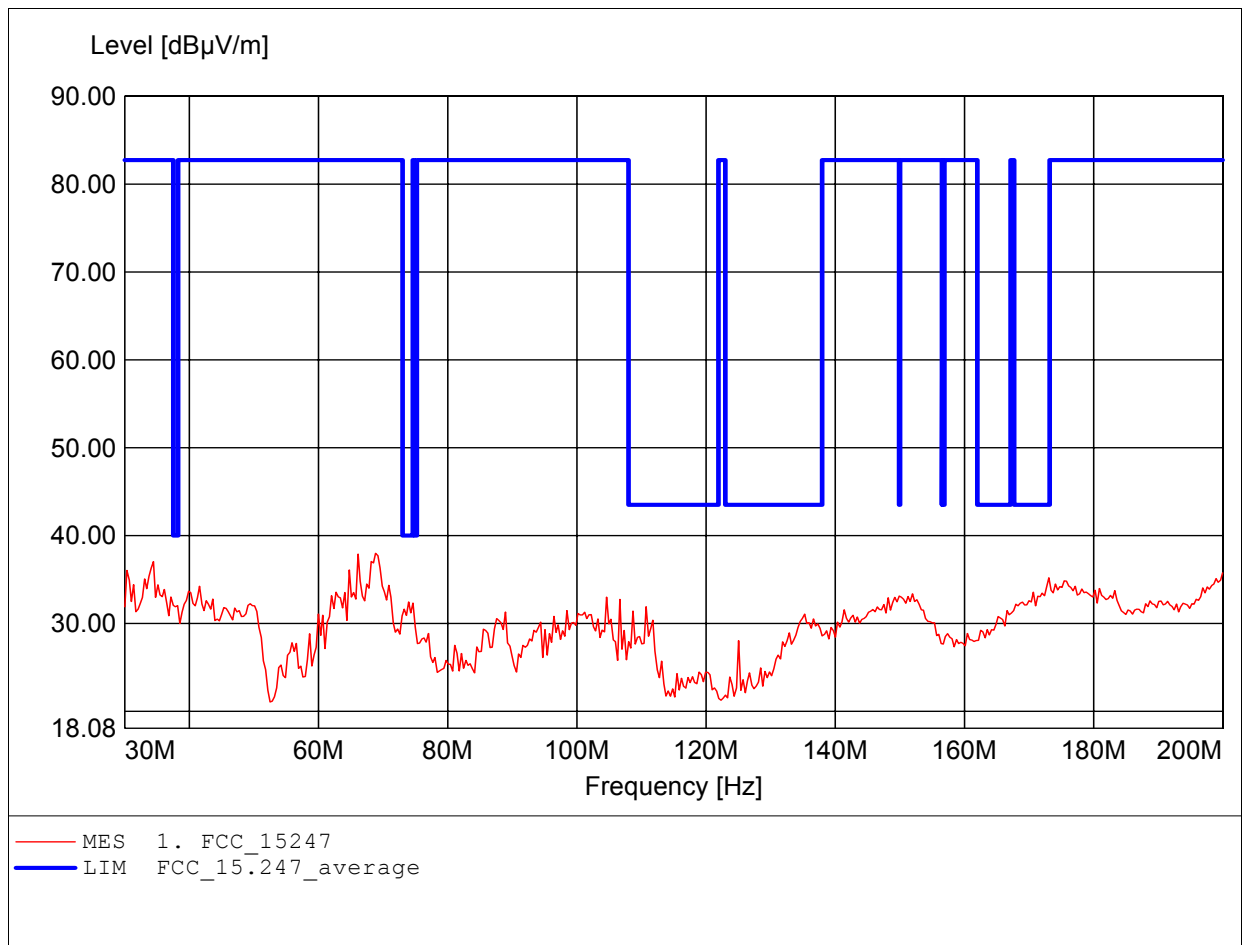
EUT: ProSafe 802.11g Wireless Access Point
MODEL NO.: WG102 11B CH6 Ant B
Approval Holder: Netgear Inc.
Test Site / Operator: ETS / Jay Chaing
Temperature/Voltage: Temp.: 23°C/ Unom.: 120 VAC (AC / DC Adapter)
Test Specification: according to §15.247, peak detector
Comment 1: Dist.: 3m, Ant.: HL025, amplif.
Freq: 25.342GHz, Emax: 52.49dBµV/m, RBW: 1MHz



Spurious emissions Field Strength

FCC RULES PART 15, SUBPART C

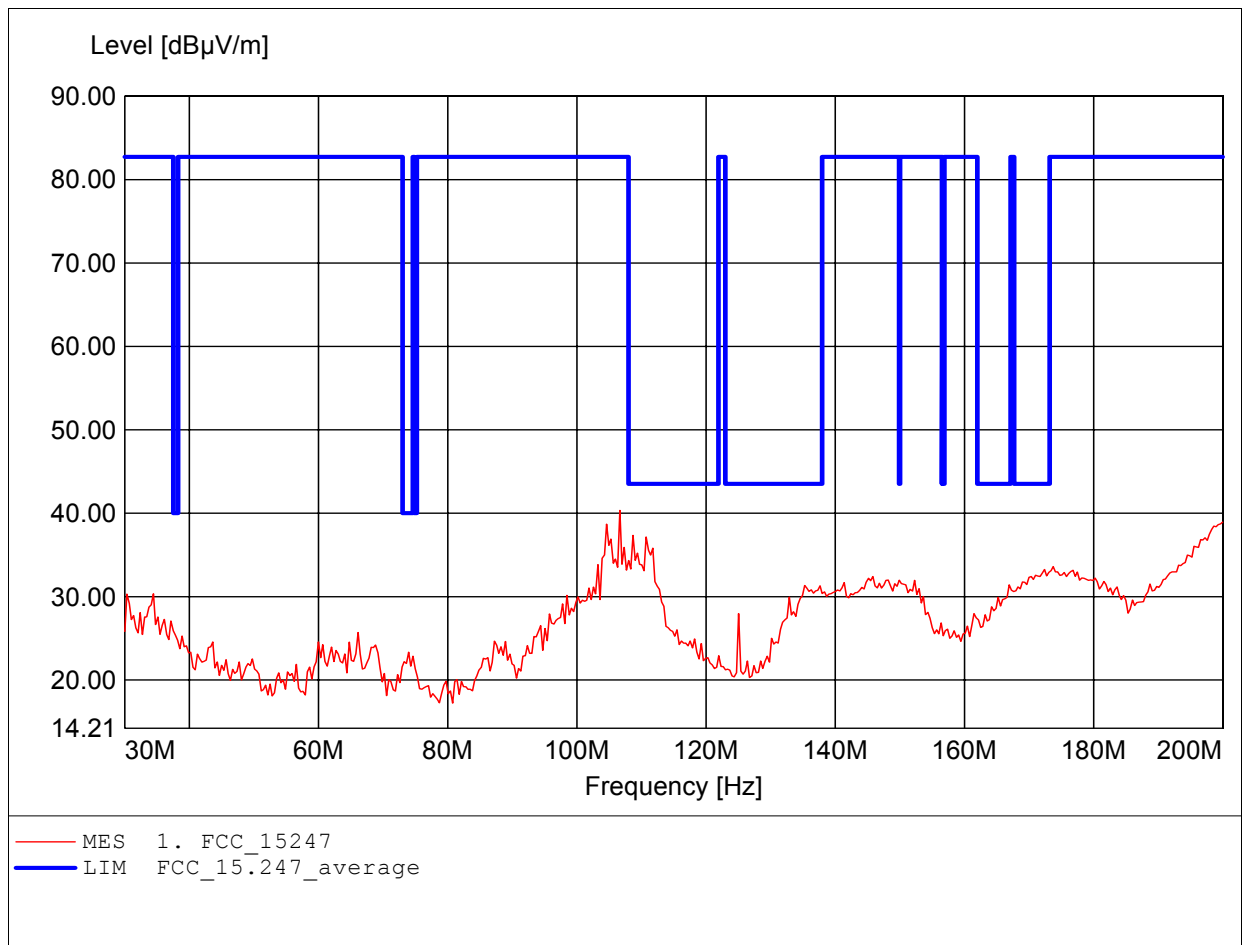
EUT: ProSafe 802.11g Wireless Access Point
MODEL NO.: WG102 11B CH11 Ant B
Approval Holder: Netgear Inc.
Test Site / Operator: ETS / Jay Chaing
Temperature/Voltage: Temp.: 23°C/ Unom.: 120 VAC (AC / DC Adapter)
Test Specification: according to §15.247
Comment 1: Dist.: 3m, Ant.: HK 116
Freq: 68.838MHz, Emax: 37.98dBµV/m, RBW: 100kHz



Spurious emissions Field Strength

FCC RULES PART 15, SUBPART C

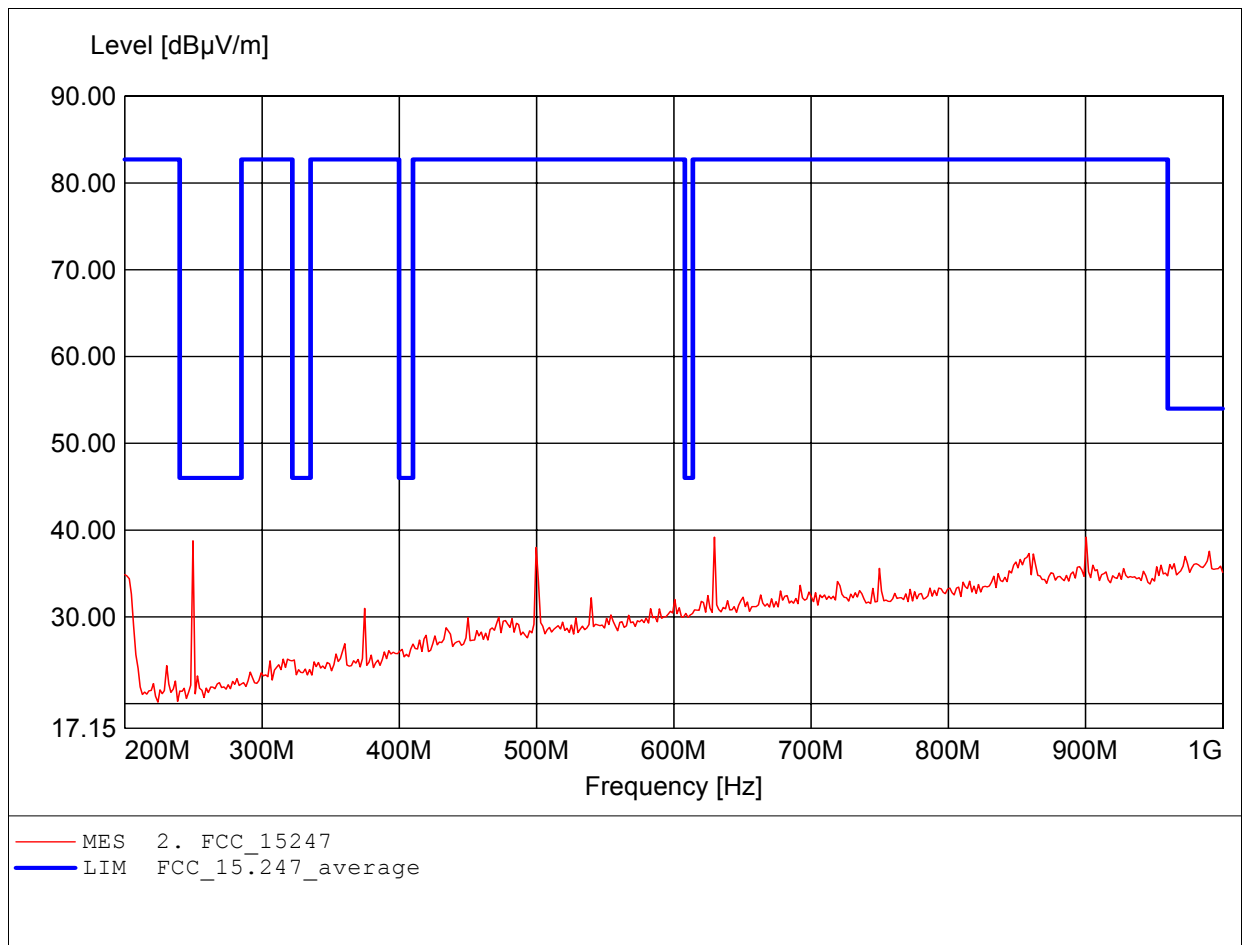
EUT: ProSafe 802.11g Wireless Access Point
MODEL NO.: WG102 11B CH11 Ant B
Approval Holder: Netgear Inc.
Test Site / Operator: ETS / Jay Chaing
Temperature/Voltage: Temp.: 23°C/ Unom.: 120 VAC (AC / DC Adapter)
Test Specification: according to §15.247
Comment 1: Dist.: 3m, Ant.: HK 116
Freq: 106.653MHz, Emax: 40.33dBµV/m, RBW: 100kHz



Spurious emissions Field Strength

FCC RULES PART 15, SUBPART C

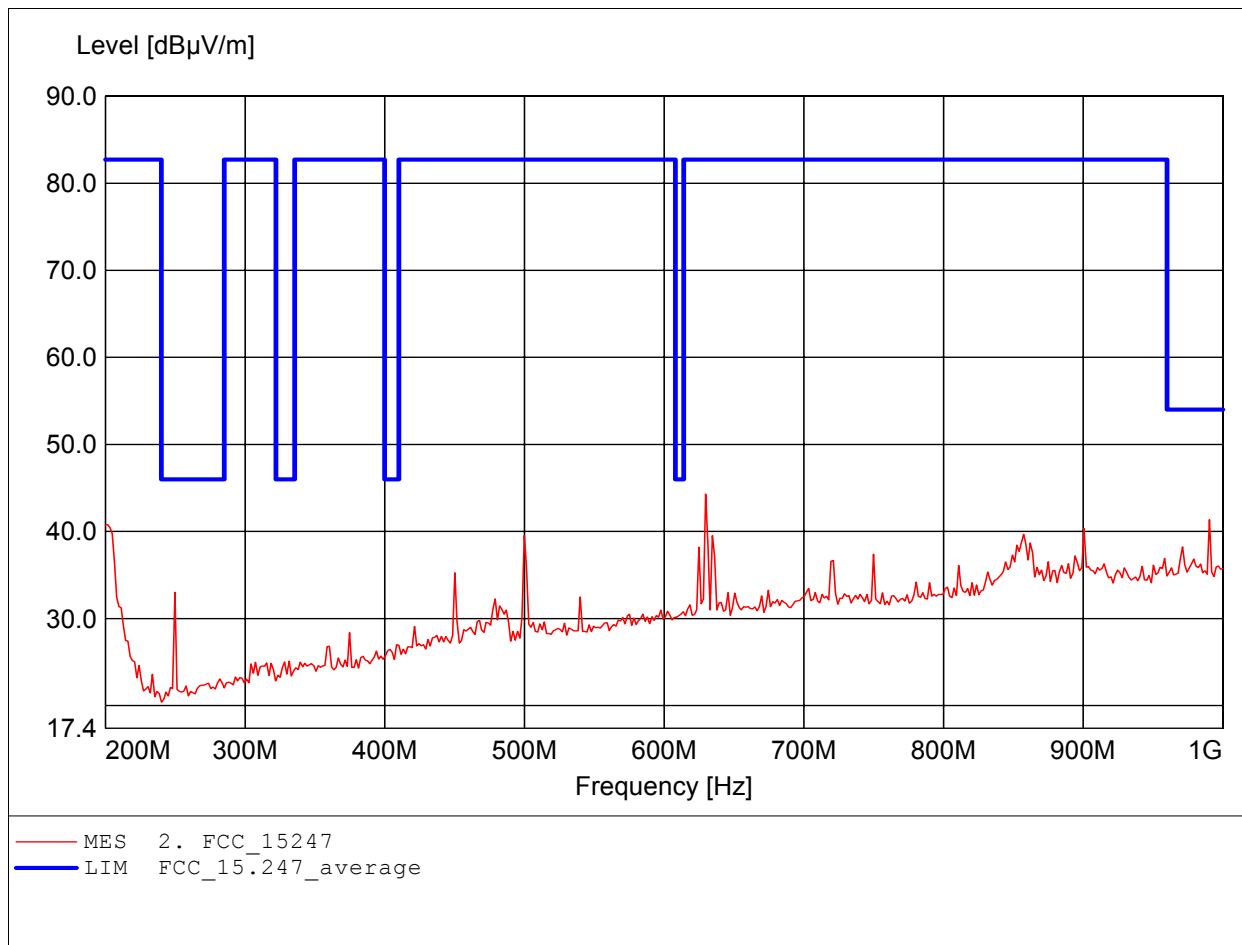
EUT: ProSafe 802.11g Wireless Access Point
MODEL NO.: WG102 11B CH11 Ant B
Approval Holder: Netgear Inc.
Test Site / Operator: ETS / Jay Chaing
Temperature/Voltage: Temp.: 23°C/ Unom.: 120 VAC (AC / DC Adapter)
Test Specification: according to §15.247
Comment 1: Dist.: 3m, Ant.: HL 223,
Freq: 629.659MHz, Emax: 39.18dBµV/m, RBW: 100kHz



Spurious emissions Field Strength

FCC RULES PART 15, SUBPART C

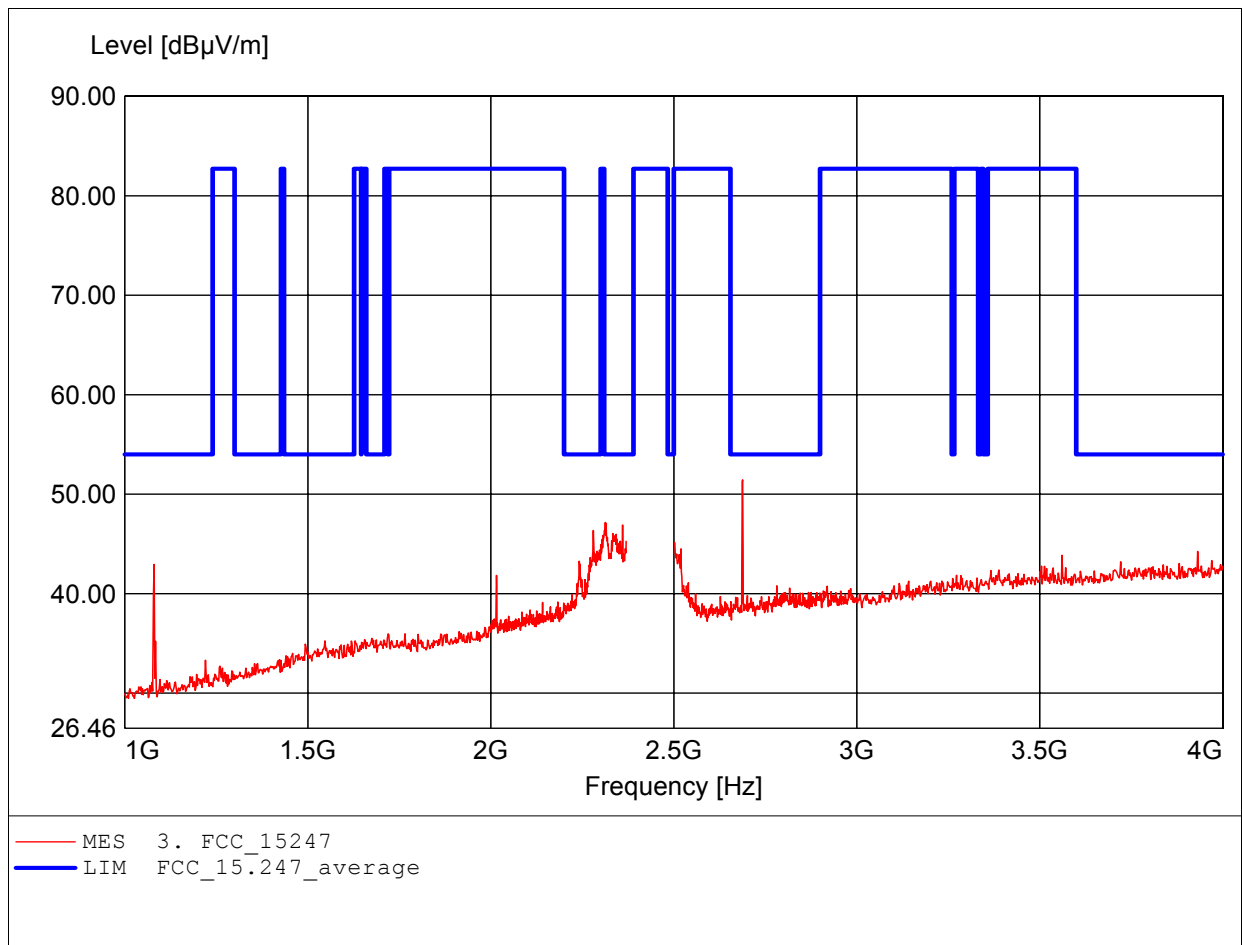
EUT: ProSafe 802.11g Wireless Access Point
MODEL NO.: WG102 11B CH11 Ant B
Approval Holder: Netgear Inc.
Test Site / Operator: ETS / Jay Chaing
Temperature/Voltage: Temp.: 23°C/ Unom.: 120 VAC (AC / DC Adapter)
Test Specification: according to §15.247
Comment 1: Dist.: 3m, Ant.: HL 223,
Freq: 629.659MHz, Emax: 44.30dBµV/m, RBW: 100kHz



Spurious emissions Field Strength

FCC RULES PART 15, SUBPART C

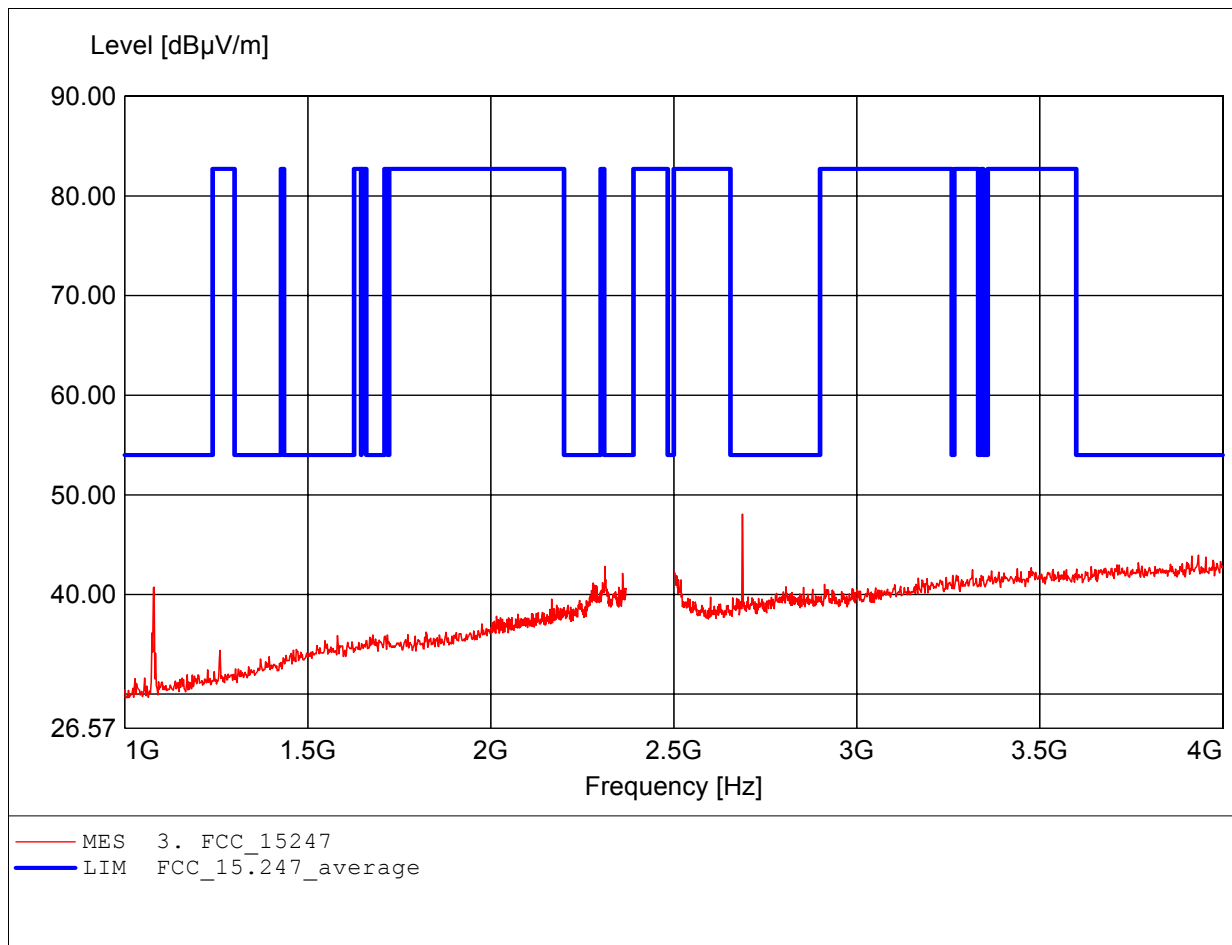
EUT: ProSafe 802.11g Wireless Access Point
MODEL NO.: WG102 11B CH11 Ant B
Approval Holder: Netgear Inc.
Test Site / Operator: ETS / Jay Chaing
Temperature/Voltage: Temp.: 23°C/ Unom.: 120 VAC (AC / DC Adapter)
Test Specification: according to §15.247, peak detector
Comment 1: Dist.: 3m, Ant.: HL025, amplif.
Freq: 2.688GHz, Emax: 51.43dBµV/m, RBW: 1MHz



Spurious emissions Field Strength

FCC RULES PART 15, SUBPART C

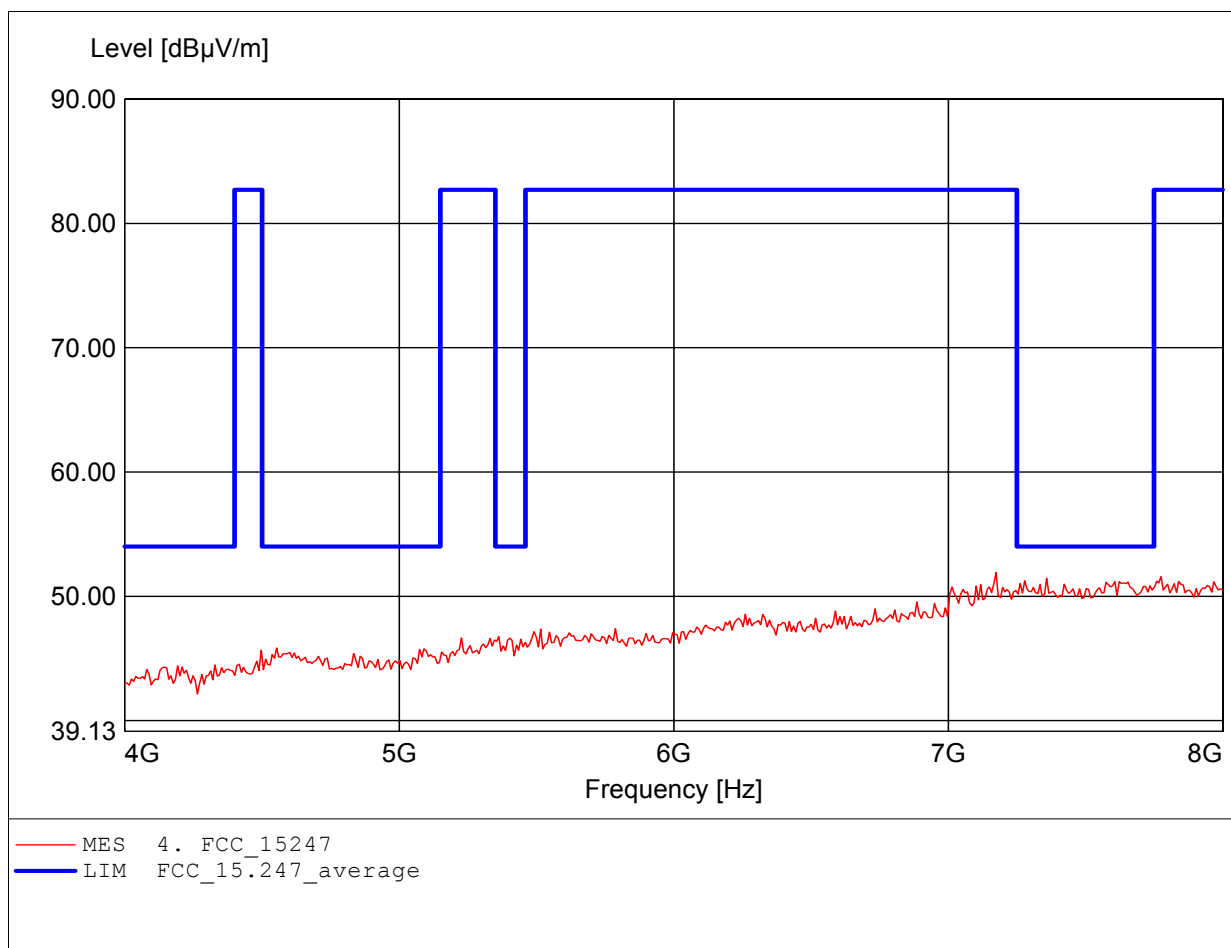
EUT: ProSafe 802.11g Wireless Access Point
MODEL NO.: WG102 11B CH11 Ant B
Approval Holder: Netgear Inc.
Test Site / Operator: ETS / Jay Chaing
Temperature/Voltage: Temp.: 23°C/ Unom.: 120 VAC (AC / DC Adapter)
Test Specification: according to §15.247, peak detector
Comment 1: Dist.: 3m, Ant.: HL025, amplif.
Freq: 2.688GHz, Emax: 48.06dBµV/m, RBW: 1MHz



Spurious emissions Field Strength

FCC RULES PART 15, SUBPART C

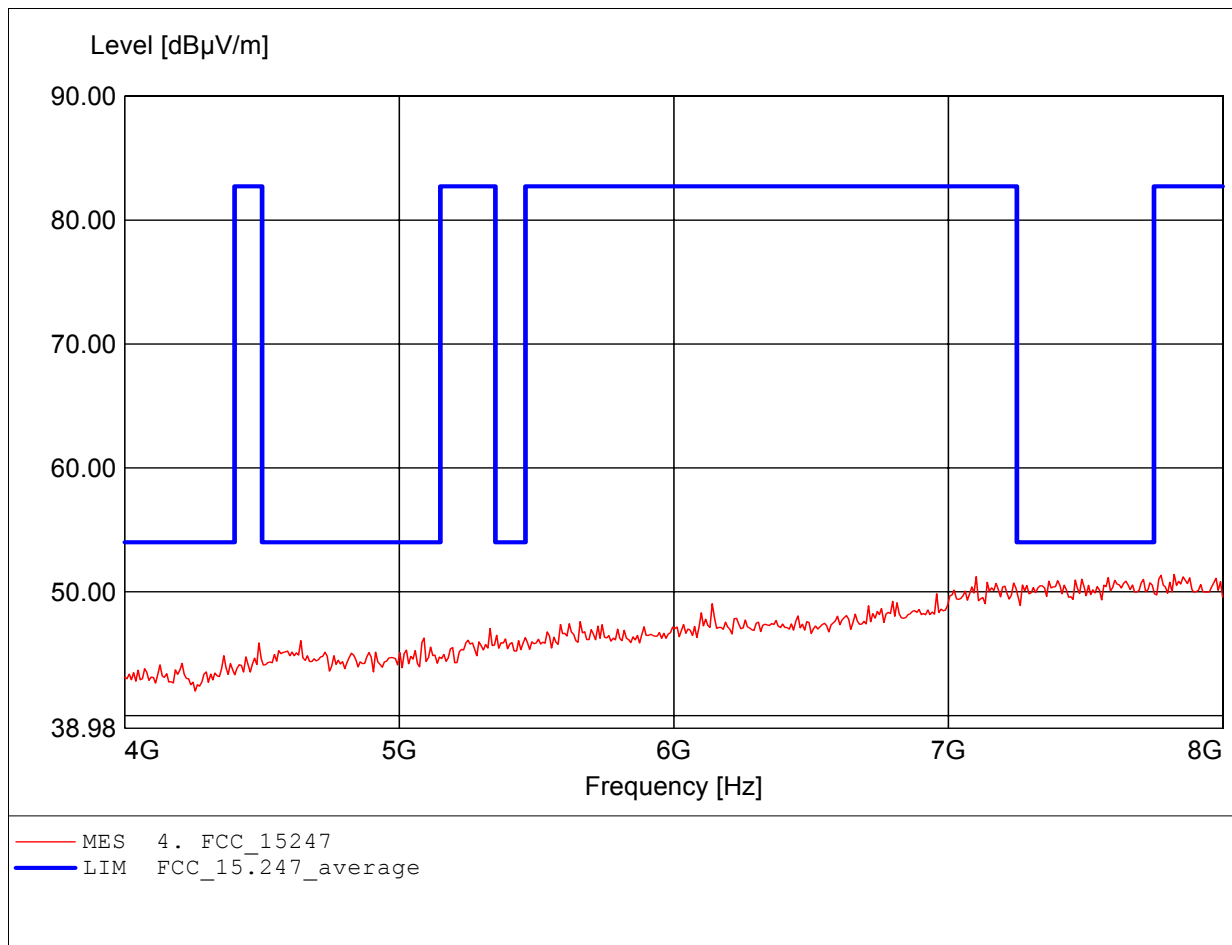
EUT: ProSafe 802.11g Wireless Access Point
MODEL NO.: WG102 11B CH11 Ant B
Approval Holder: Netgear Inc.
Test Site / Operator: ETS / Jay Chaing
Temperature/Voltage: Temp.: 23°C/ Unom.: 120 VAC (AC / DC Adapter)
Test Specification: according to §15.247, peak detector
Comment 1: Dist.: 3m, Ant.: HL025, ampl.+HP.
Freq: 7.174GHz, Emax: 51.92dBµV/m, RBW: 1MHz



Spurious emissions Field Strength

FCC RULES PART 15, SUBPART C

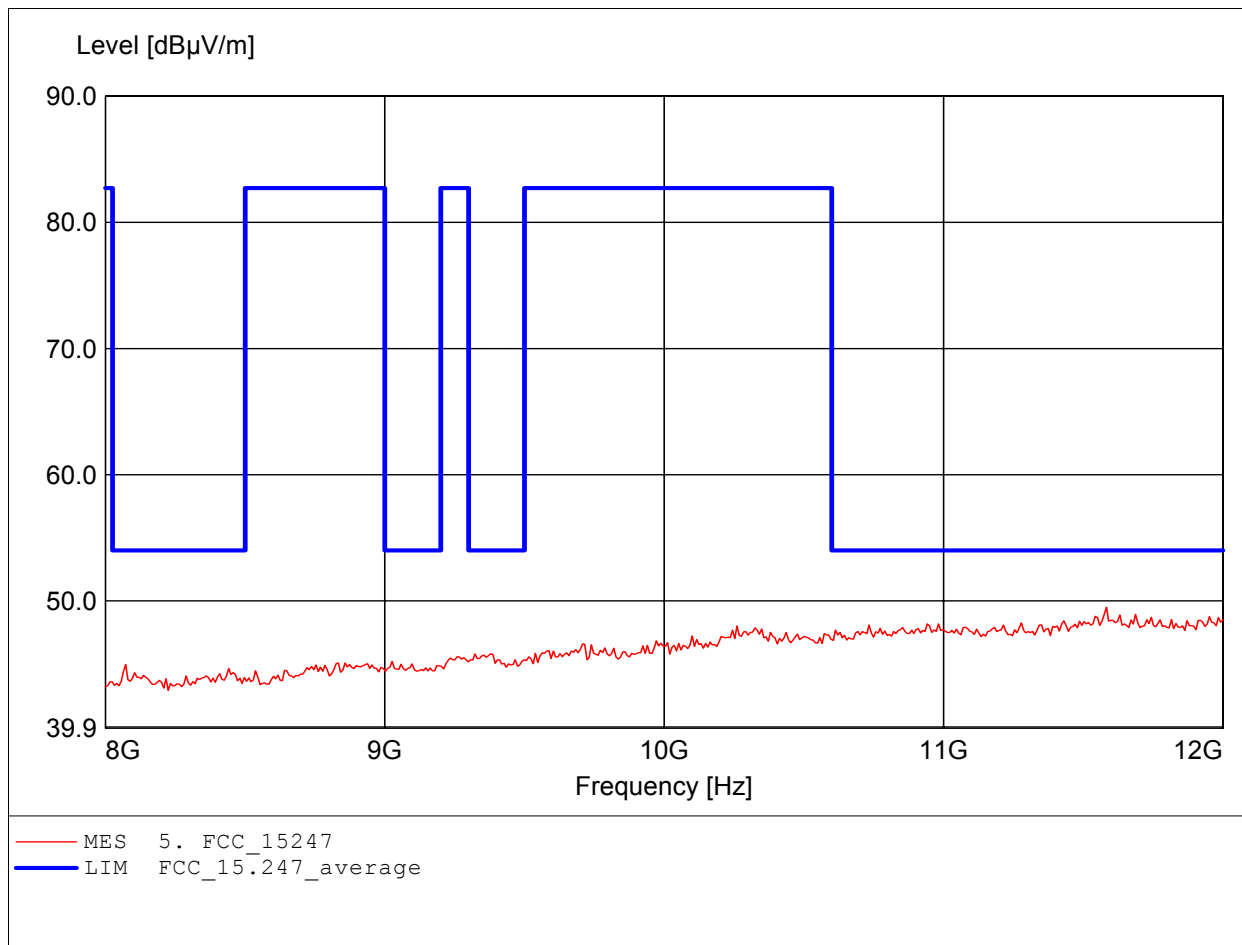
EUT: ProSafe 802.11g Wireless Access Point
MODEL NO.: WG102 11B CH11 Ant B
Approval Holder: Netgear Inc.
Test Site / Operator: ETS / Jay Chaing
Temperature/Voltage: Temp.: 23°C/ Unom.: 120 VAC (AC / DC Adapter)
Test Specification: according to §15.247, peak detector
Comment 1: Dist.: 3m, Ant.: HL025, ampl.+HP.
Freq: 7.824GHz, Emax: 51.39dBµV/m, RBW: 1MHz



Spurious emissions Field Strength

FCC RULES PART 15, SUBPART C

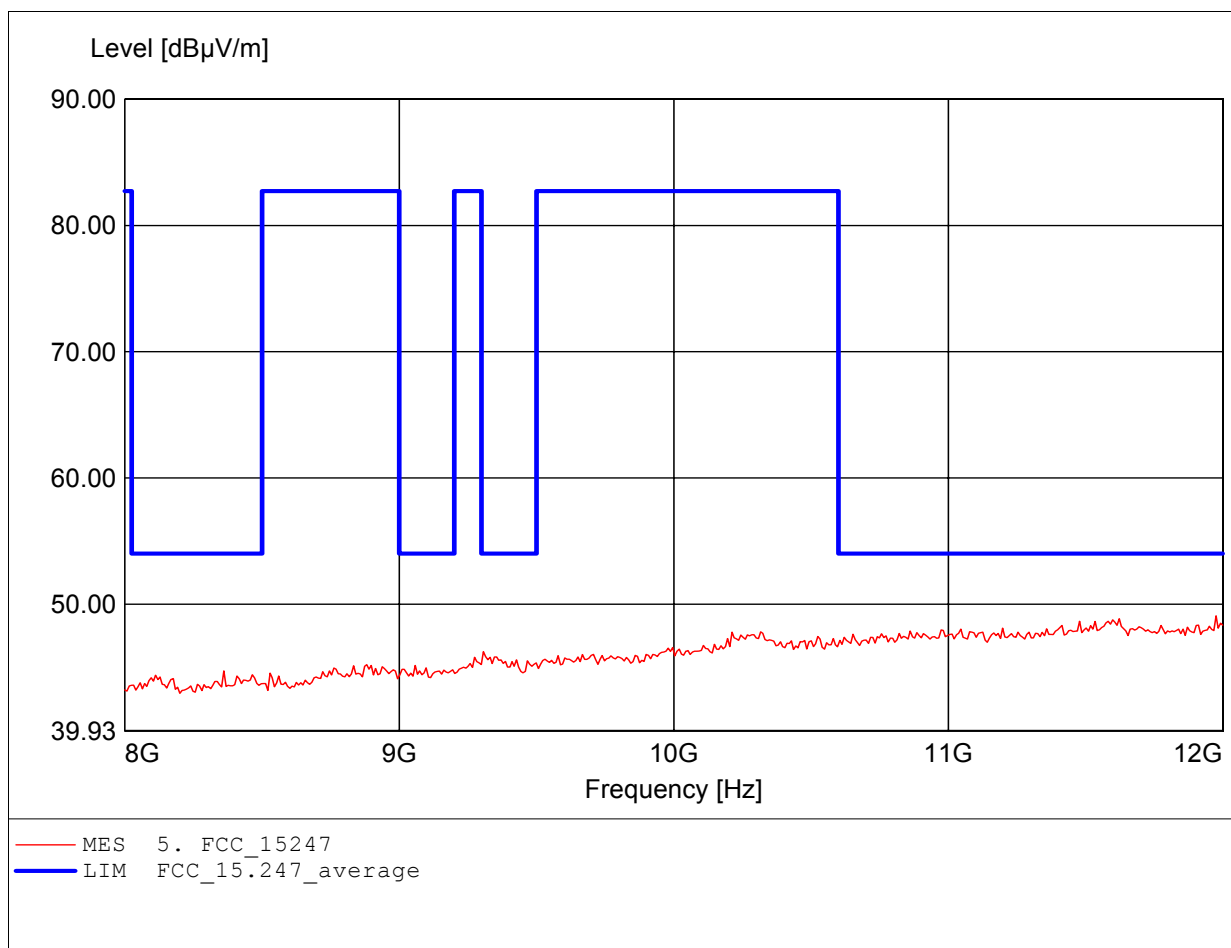
EUT: ProSafe 802.11g Wireless Access Point
MODEL NO.: WG102 11B CH11 Ant B
Approval Holder: Netgear Inc.
Test Site / Operator: ETS / Jay Chaing
Temperature/Voltage: Temp.: 23°C/ Unom.: 120 VAC (AC / DC Adapter)
Test Specification: according to §15.247, peak detector
Comment 1: Dist.: 3m, Ant.: HL025, ampl.+HP.
Freq: 11.583GHz, Emax: 49.49dBμV/m, RBW: 1MHz



Spurious emissions Field Strength

FCC RULES PART 15, SUBPART C

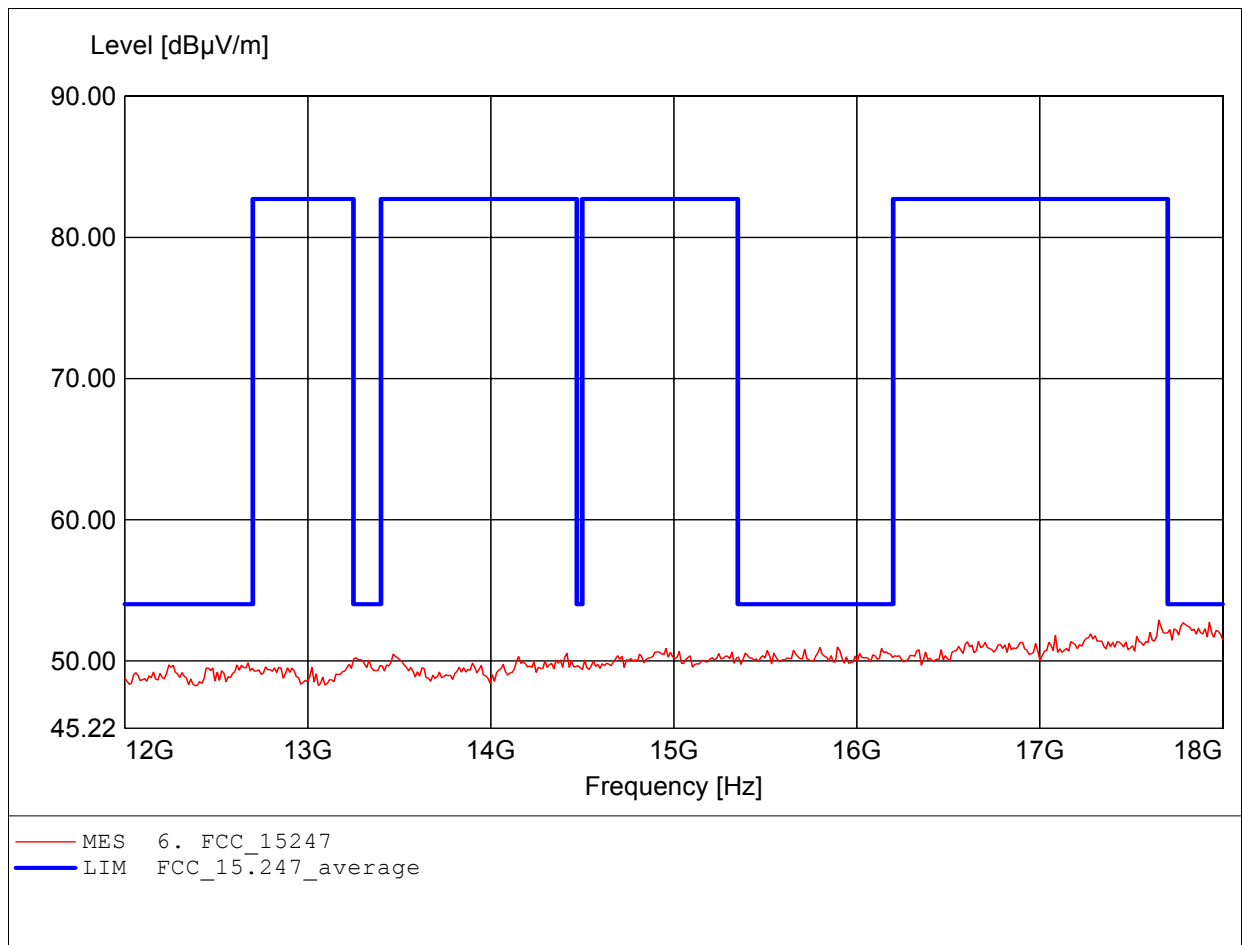
EUT: ProSafe 802.11g Wireless Access Point
MODEL NO.: WG102 11B CH11 Ant B
Approval Holder: Netgear Inc.
Test Site / Operator: ETS / Jay Chaing
Temperature/Voltage: Temp.: 23°C/ Unom.: 120 VAC (AC / DC Adapter)
Test Specification: according to §15.247, peak detector
Comment 1: Dist.: 3m, Ant.: HL025, ampl.+HP.
Freq: 11.976GHz, Emax: 49.06dBμV/m, RBW: 1MHz



Spurious emissions Field Strength

FCC RULES PART 15, SUBPART C

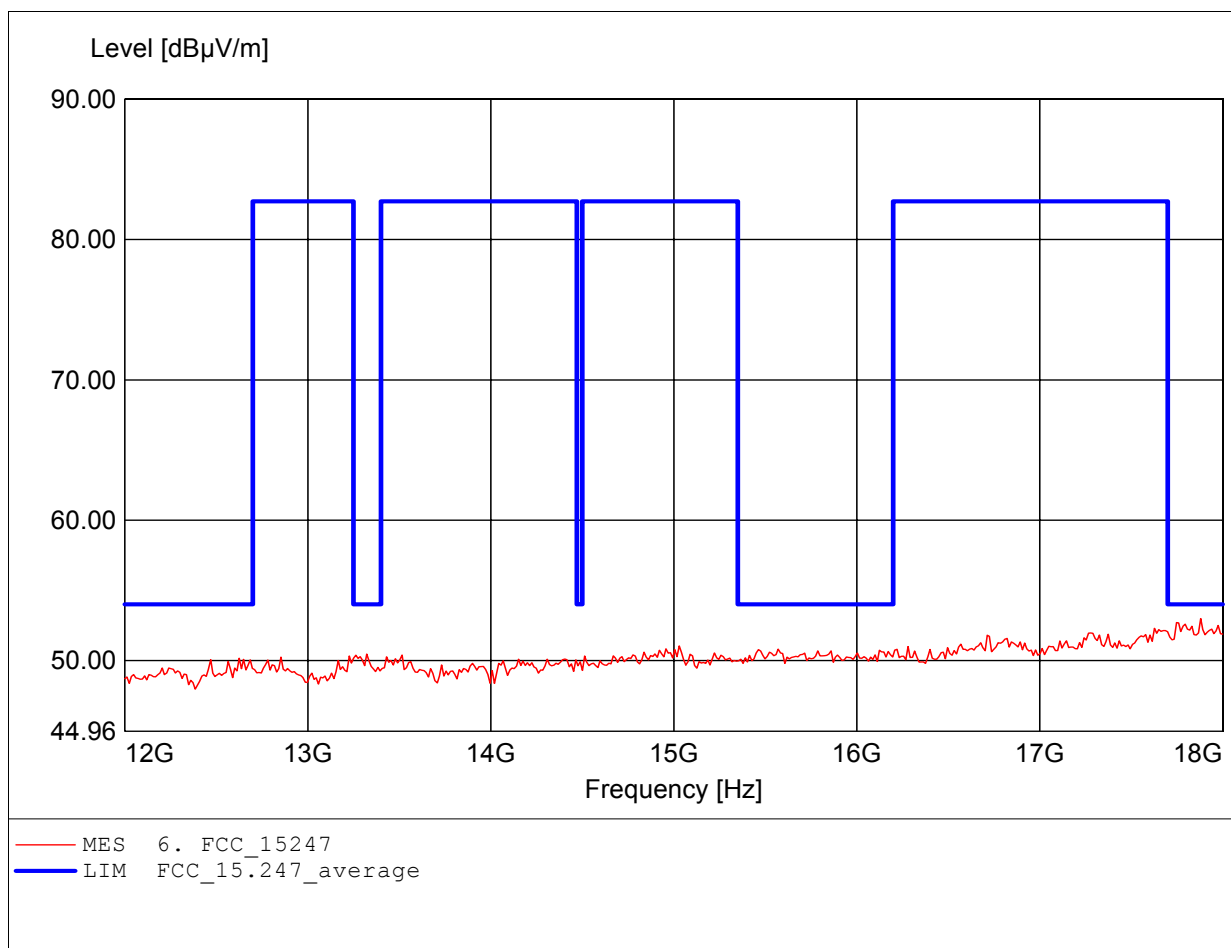
EUT: ProSafe 802.11g Wireless Access Point
MODEL NO.: WG102 11B CH11 Ant B
Approval Holder: Netgear Inc.
Test Site / Operator: ETS / Jay Chaing
Temperature/Voltage: Temp.: 23°C/ Unom.: 120 VAC (AC / DC Adapter)
Test Specification: according to §15.247, peak detector
Comment 1: Dist.: 3m, Ant.: HL025, ampl.+HP.
Freq: 17.651GHz, Emax: 52.88dBµV/m, RBW: 1MHz



Spurious emissions Field Strength

FCC RULES PART 15, SUBPART C

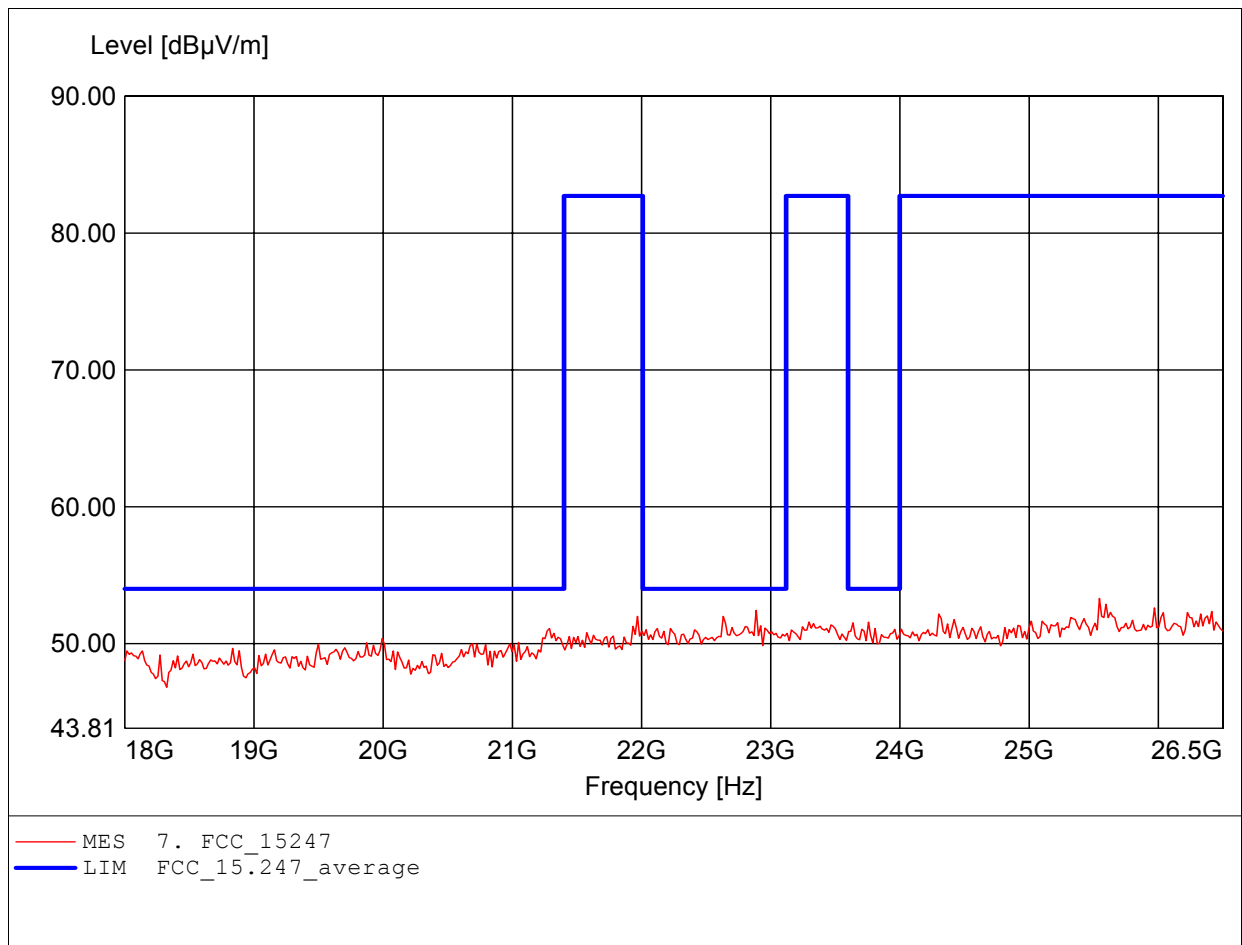
EUT: ProSafe 802.11g Wireless Access Point
MODEL NO.: WG102 11B CH11 Ant B
Approval Holder: Netgear Inc.
Test Site / Operator: ETS / Jay Chaing
Temperature/Voltage: Temp.: 23°C/ Unom.: 120 VAC (AC / DC Adapter)
Test Specification: according to §15.247, peak detector
Comment 1: Dist.: 3m, Ant.: HL025, ampl.+HP.
Freq: 17.880GHz, Emax: 52.99dBμV/m, RBW: 1MHz



Spurious emissions Field Strength

FCC RULES PART 15, SUBPART C

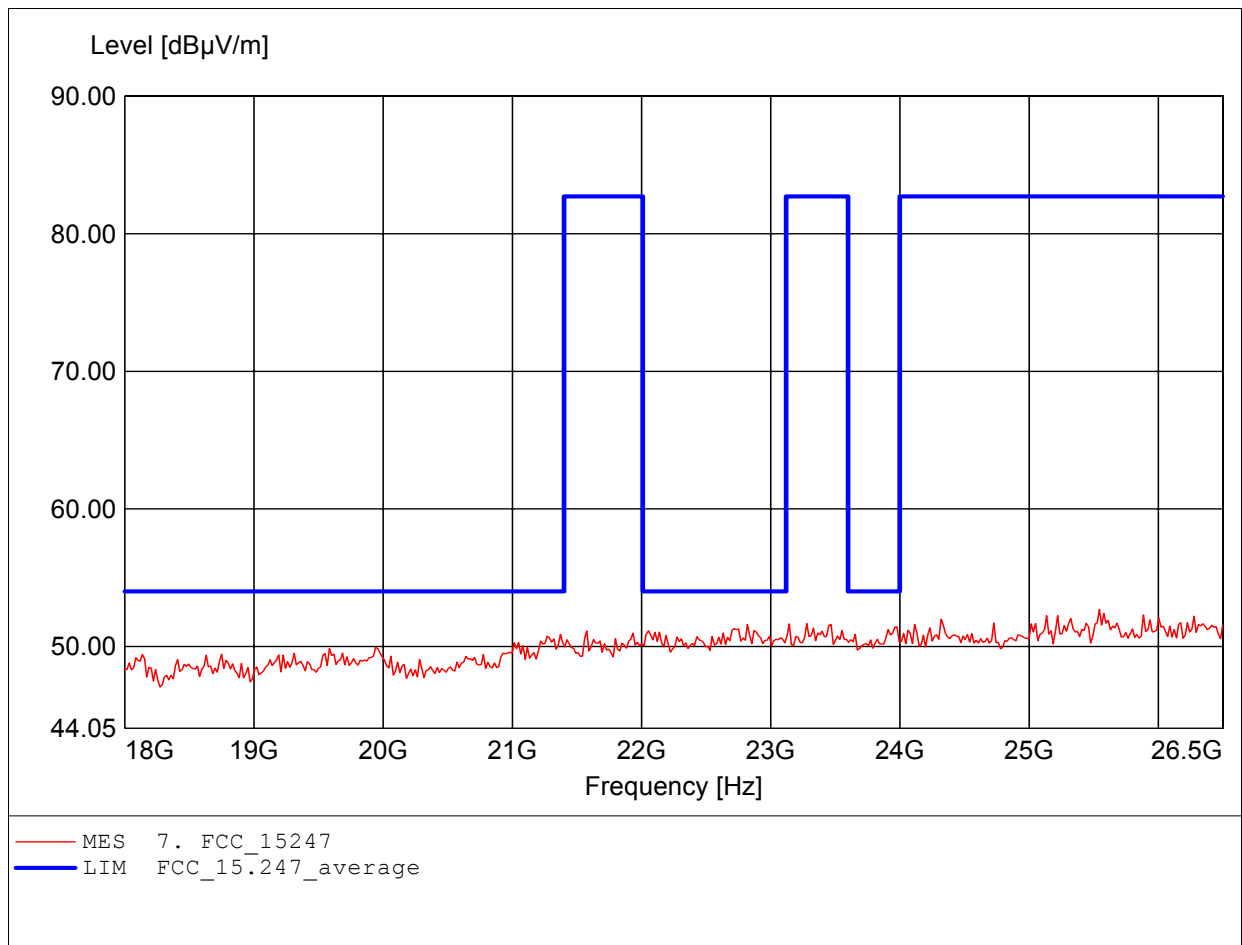
EUT: ProSafe 802.11g Wireless Access Point
MODEL NO.: WG102 11B CH11 Ant B
Approval Holder: Netgear Inc.
Test Site / Operator: ETS / Jay Chaing
Temperature/Voltage: Temp.: 23°C/ Unom.: 120 VAC (AC / DC Adapter)
Test Specification: according to §15.247, peak detector
Comment 1: Dist.: 3m, Ant.: HL025, amplif.
Freq: 25.546GHz, Emax: 53.30dBµV/m, RBW: 1MHz



Spurious emissions Field Strength

FCC RULES PART 15, SUBPART C

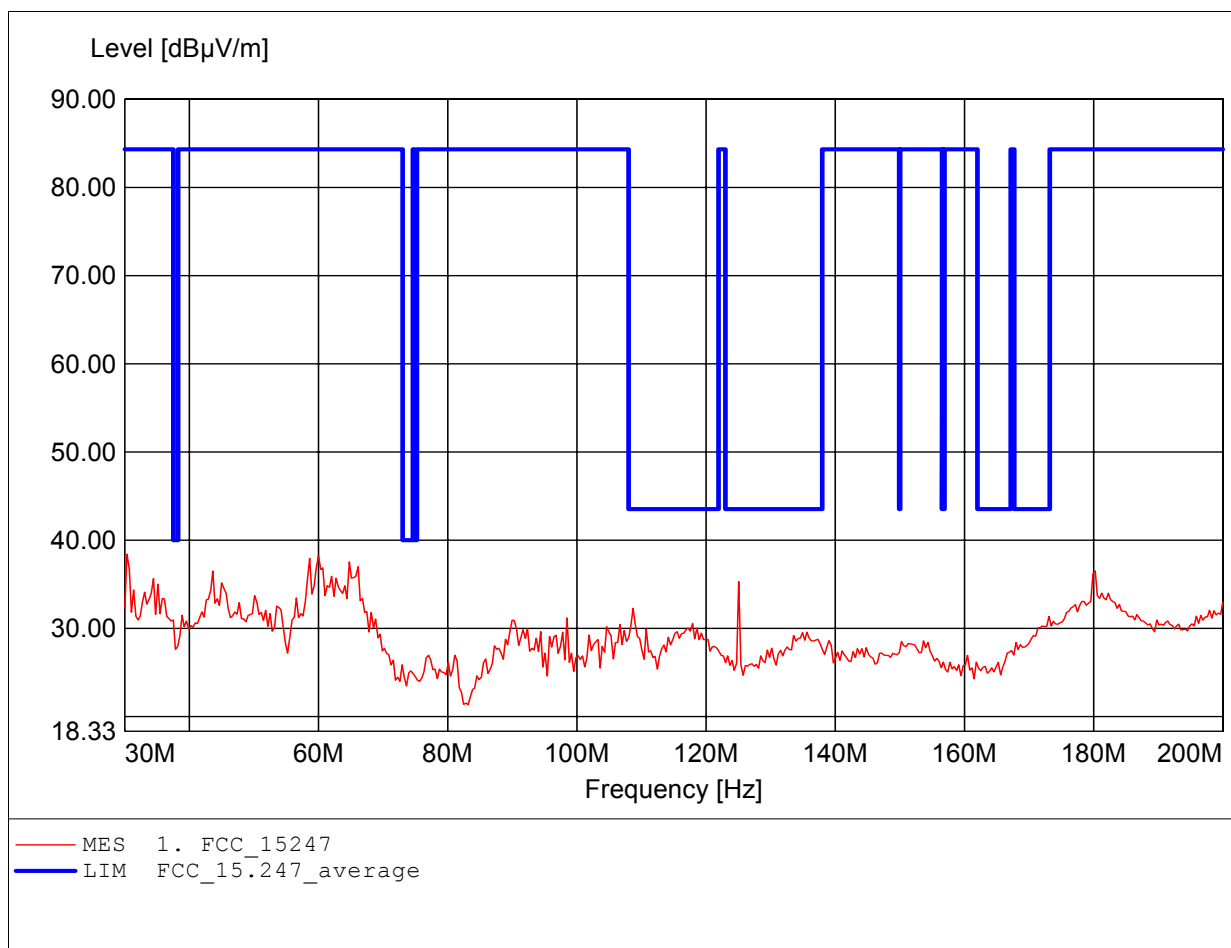
EUT: ProSafe 802.11g Wireless Access Point
MODEL NO.: WG102 11B CH11 Ant B
Approval Holder: Netgear Inc.
Test Site / Operator: ETS / Jay Chaing
Temperature/Voltage: Temp.: 23°C/ Unom.: 120 VAC (AC / DC Adapter)
Test Specification: according to §15.247, peak detector
Comment 1: Dist.: 3m, Ant.: HL025, amplif.
Freq: 25.546GHz, Emax: 52.68dBμV/m, RBW: 1MHz



Spurious emissions Field Strength

FCC RULES PART 15, SUBPART C

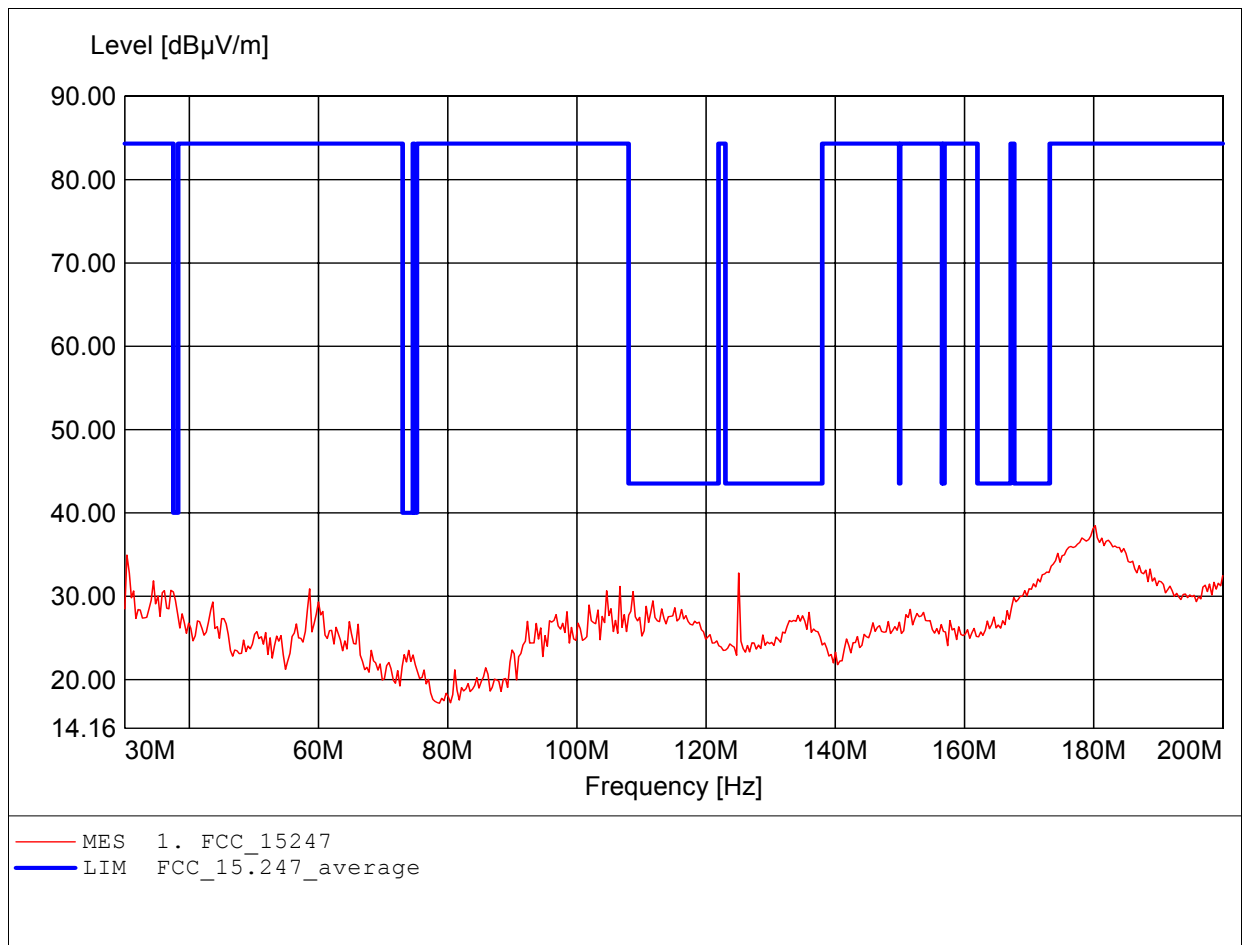
EUT: ProSafe 802.11g Wireless Access Point
MODEL NO.: WG102 11B CH1 Ant C
Approval Holder: Netgear Inc.
Test Site / Operator: ETS / Jay Chaing
Temperature/Voltage: Temp.: 23°C/ Unom.: 120 VAC (AC / DC Adapter)
Test Specification: according to §15.247
Comment 1: Dist.: 3m, Ant.: HK 116
Freq: 30.341MHz, Emax: 38.42dBµV/m, RBW: 100kHz



Spurious emissions Field Strength

FCC RULES PART 15, SUBPART C

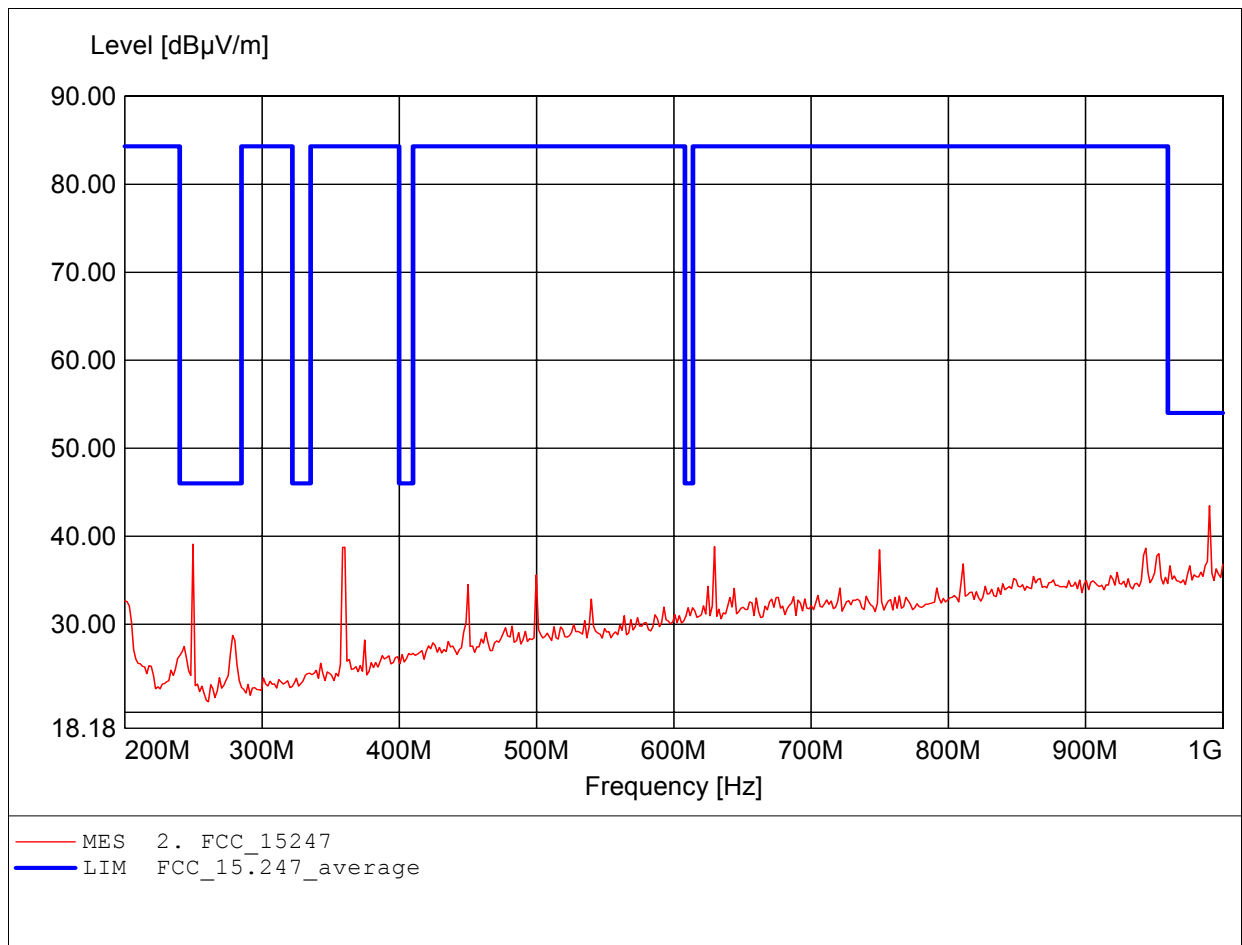
EUT: ProSafe 802.11g Wireless Access Point
MODEL NO.: WG102 11B CH1 Ant C
Approval Holder: Netgear Inc.
Test Site / Operator: ETS / Jay Chaing
Temperature/Voltage: Temp.: 23°C/ Unom.: 120 VAC (AC / DC Adapter)
Test Specification: according to §15.247
Comment 1: Dist.: 3m, Ant.: HK 116
Freq: 180.240MHz, Emax: 38.46dBµV/m, RBW: 100kHz



Spurious emissions Field Strength

FCC RULES PART 15, SUBPART C

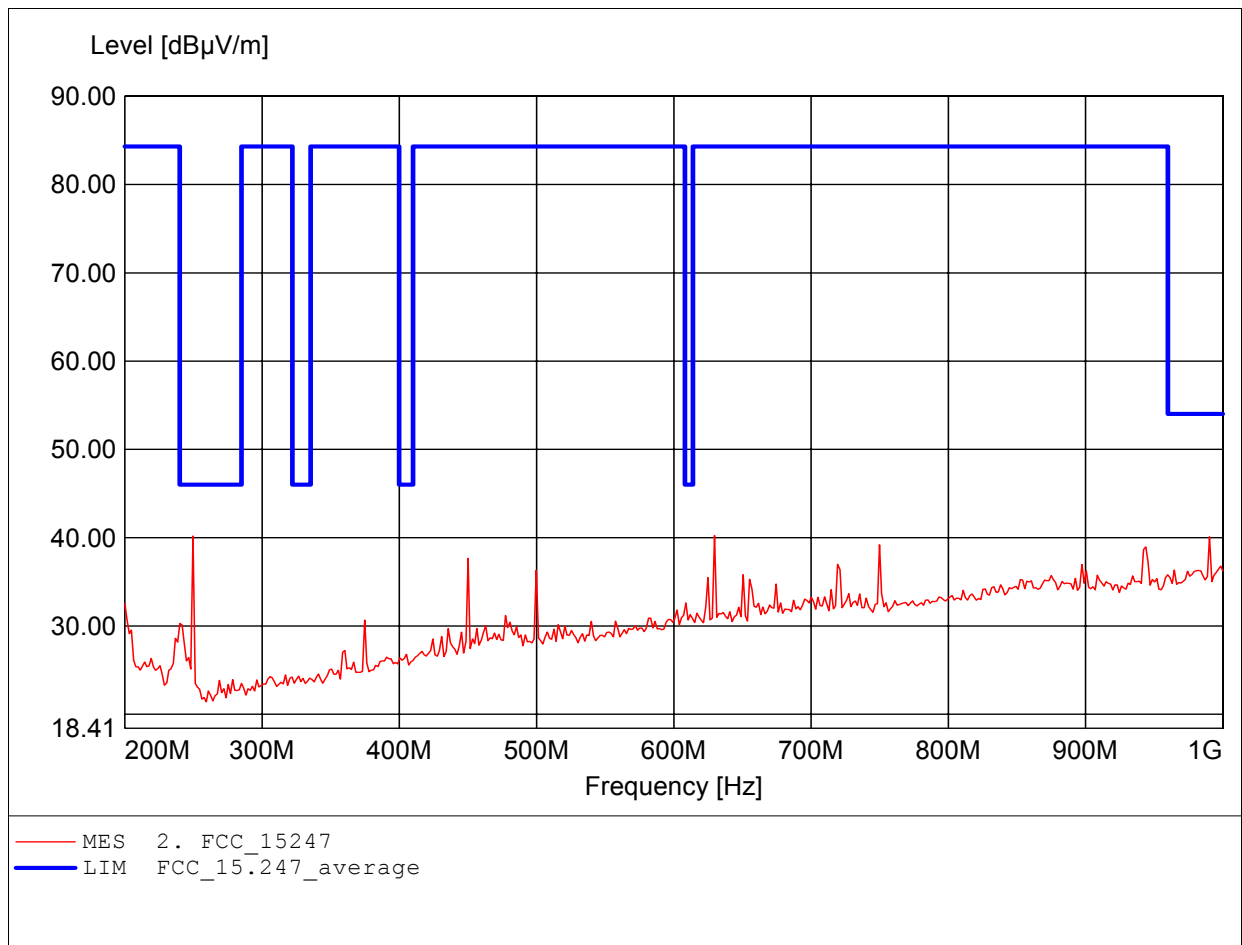
EUT: ProSafe 802.11g Wireless Access Point
MODEL NO.: WG102 11B CH1 Ant C
Approval Holder: Netgear Inc.
Test Site / Operator: ETS / Jay Chaing
Temperature/Voltage: Temp.: 23°C/ Unom.: 120 VAC (AC / DC Adapter)
Test Specification: according to §15.247
Comment 1: Dist.: 3m, Ant.: HL 223,
Freq: 990.381MHz, Emax: 43.47dBµV/m, RBW: 100kHz



Spurious emissions Field Strength

FCC RULES PART 15, SUBPART C

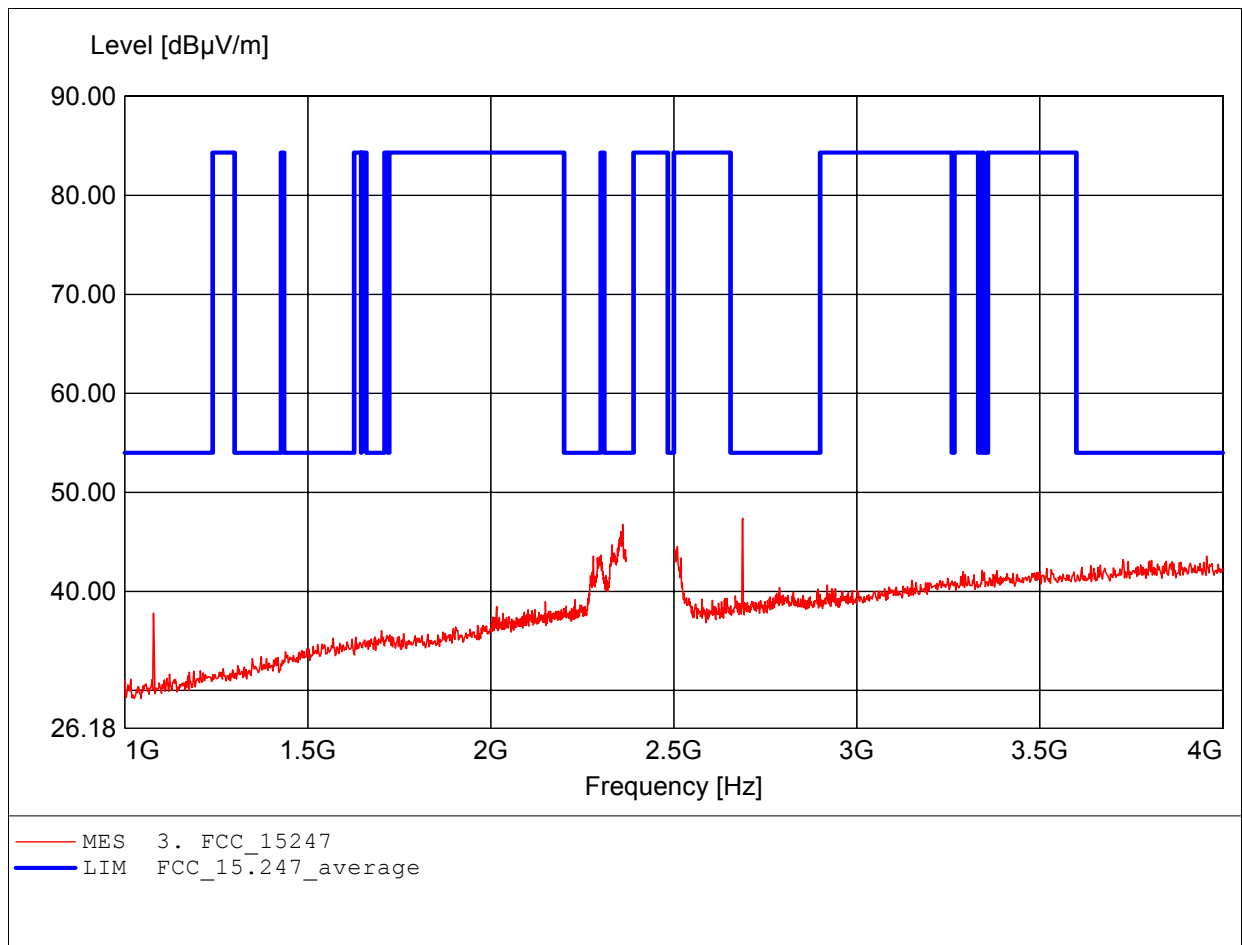
EUT: ProSafe 802.11g Wireless Access Point
MODEL NO.: WG102 11B CH1 Ant C
Approval Holder: Netgear Inc.
Test Site / Operator: ETS / Jay Chaing
Temperature/Voltage: Temp.: 23°C/ Unom.: 120 VAC (AC / DC Adapter)
Test Specification: according to §15.247
Comment 1: Dist.: 3m, Ant.: HL 223,
Freq: 629.659MHz, Emax: 40.23dBµV/m, RBW: 100kHz



Spurious emissions Field Strength

FCC RULES PART 15, SUBPART C

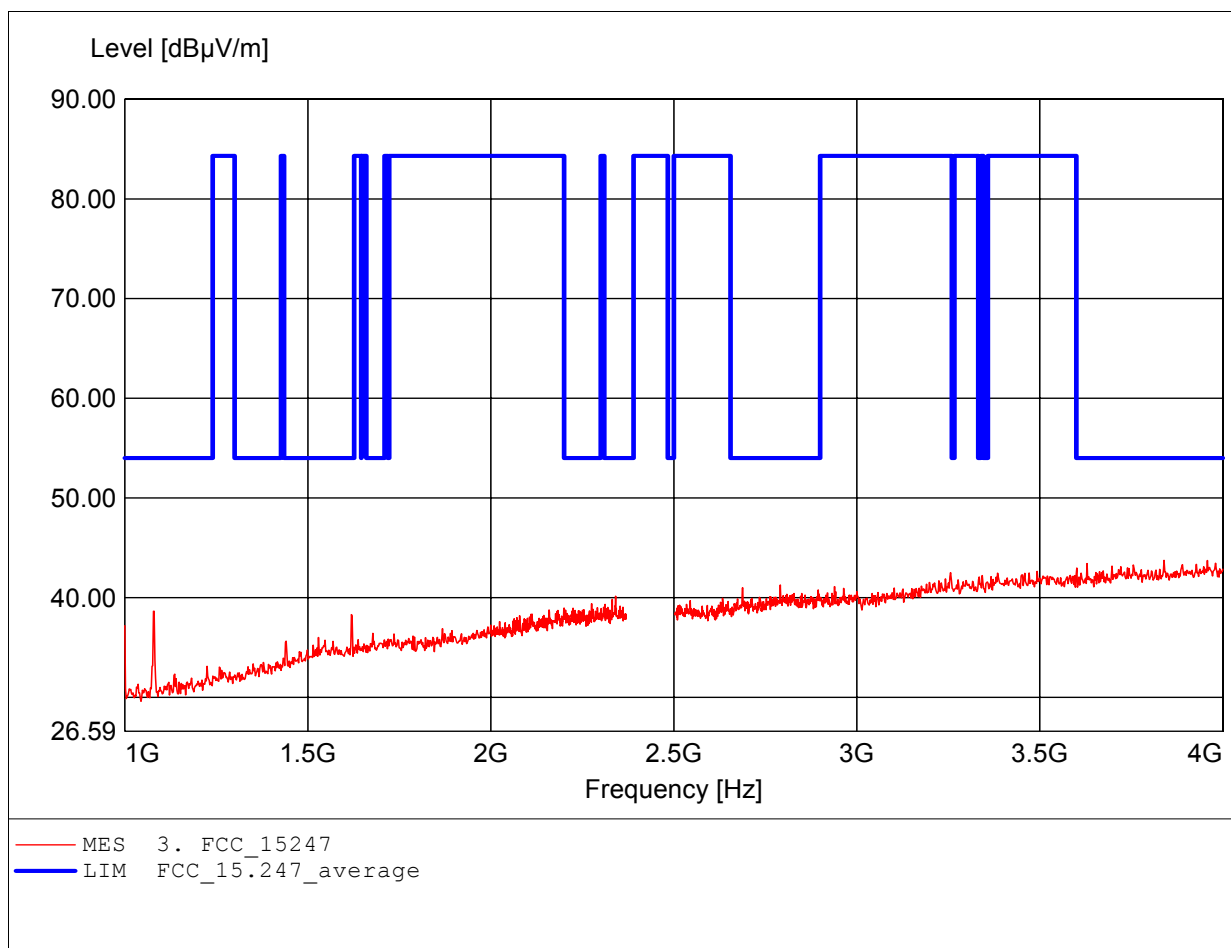
EUT: ProSafe 802.11g Wireless Access Point
MODEL NO.: WG102 11B CH1 Ant C
Approval Holder: Netgear Inc.
Test Site / Operator: ETS / Jay Chaing
Temperature/Voltage: Temp.: 23°C/ Unom.: 120 VAC (AC / DC Adapter)
Test Specification: according to §15.247, peak detector
Comment 1: Dist.: 3m, Ant.: HL025, amplif.
Freq: 2.688GHz, Emax: 47.39dBµV/m, RBW: 1MHz



Spurious emissions Field Strength

FCC RULES PART 15, SUBPART C

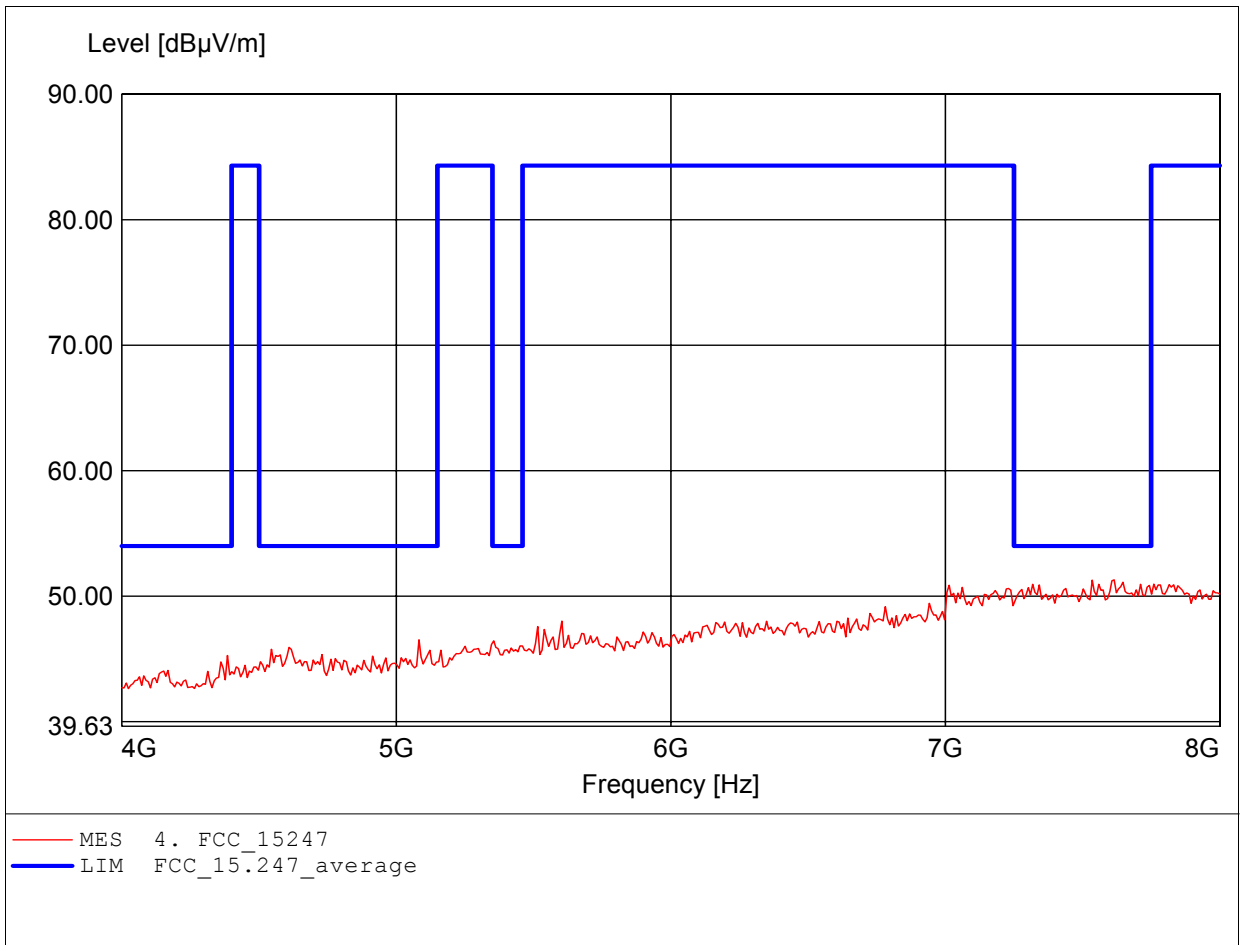
EUT: ProSafe 802.11g Wireless Access Point
MODEL NO.: WG102 11B CH1 Ant C
Approval Holder: Netgear Inc.
Test Site / Operator: ETS / Jay Chaing
Temperature/Voltage: Temp.: 23°C/ Unom.: 120 VAC (AC / DC Adapter)
Test Specification: according to §15.247, peak detector
Comment 1: Dist.: 3m, Ant.: HL025, amplif.
Freq: 3.840GHz, Emax: 43.74dBµV/m, RBW: 1MHz



Spurious emissions Field Strength

FCC RULES PART 15, SUBPART C

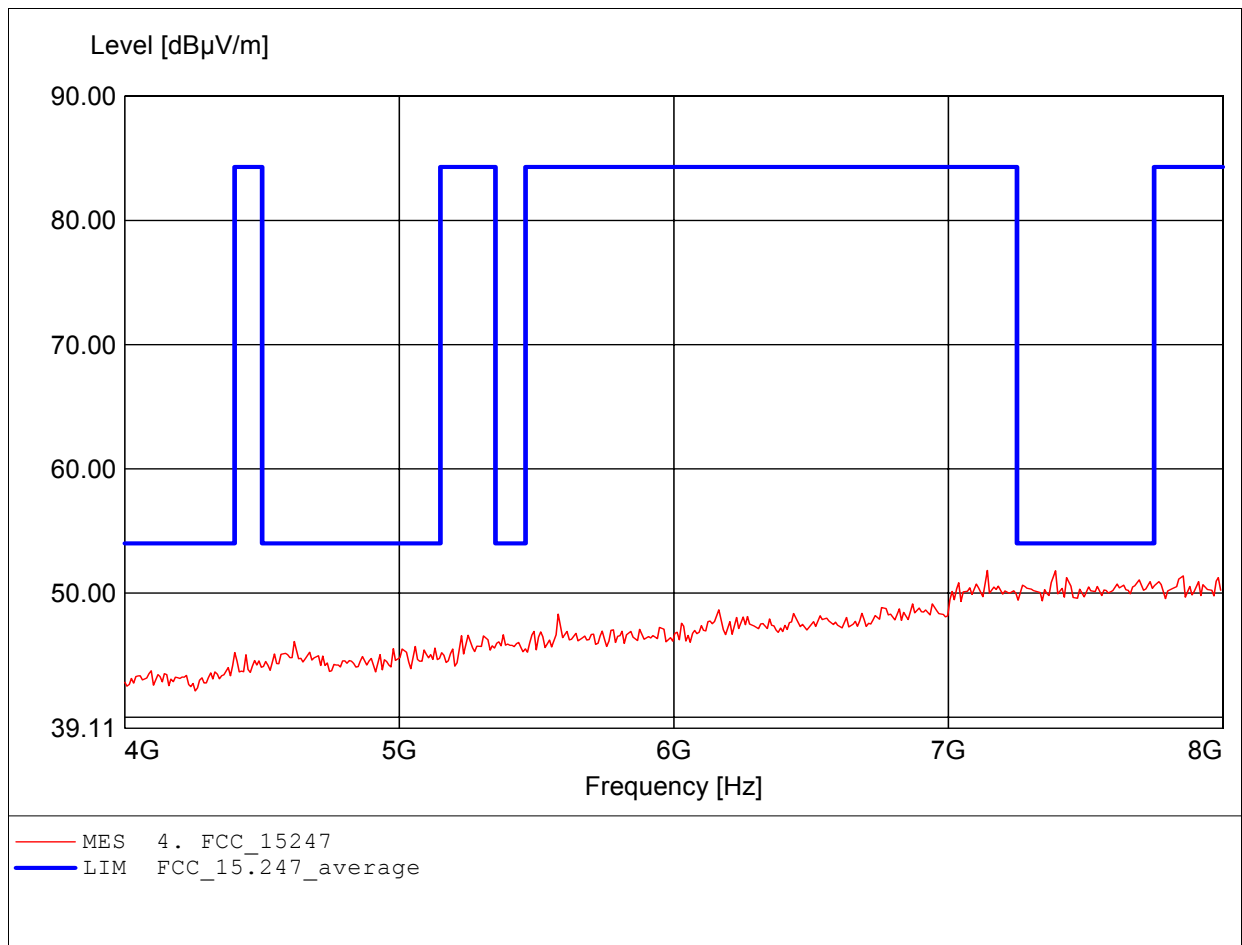
EUT: ProSafe 802.11g Wireless Access Point
MODEL NO.: WG102 11B CH1 Ant C
Approval Holder: Netgear Inc.
Test Site / Operator: ETS / Jay Chaing
Temperature/Voltage: Temp.: 23°C/ Unom.: 120 VAC (AC / DC Adapter)
Test Specification: according to §15.247, peak detector
Comment 1: Dist.: 3m, Ant.: HL025, ampl.+HP.
Freq: 7.615GHz, Emax: 51.30dBµV/m, RBW: 1MHz



Spurious emissions Field Strength

FCC RULES PART 15, SUBPART C

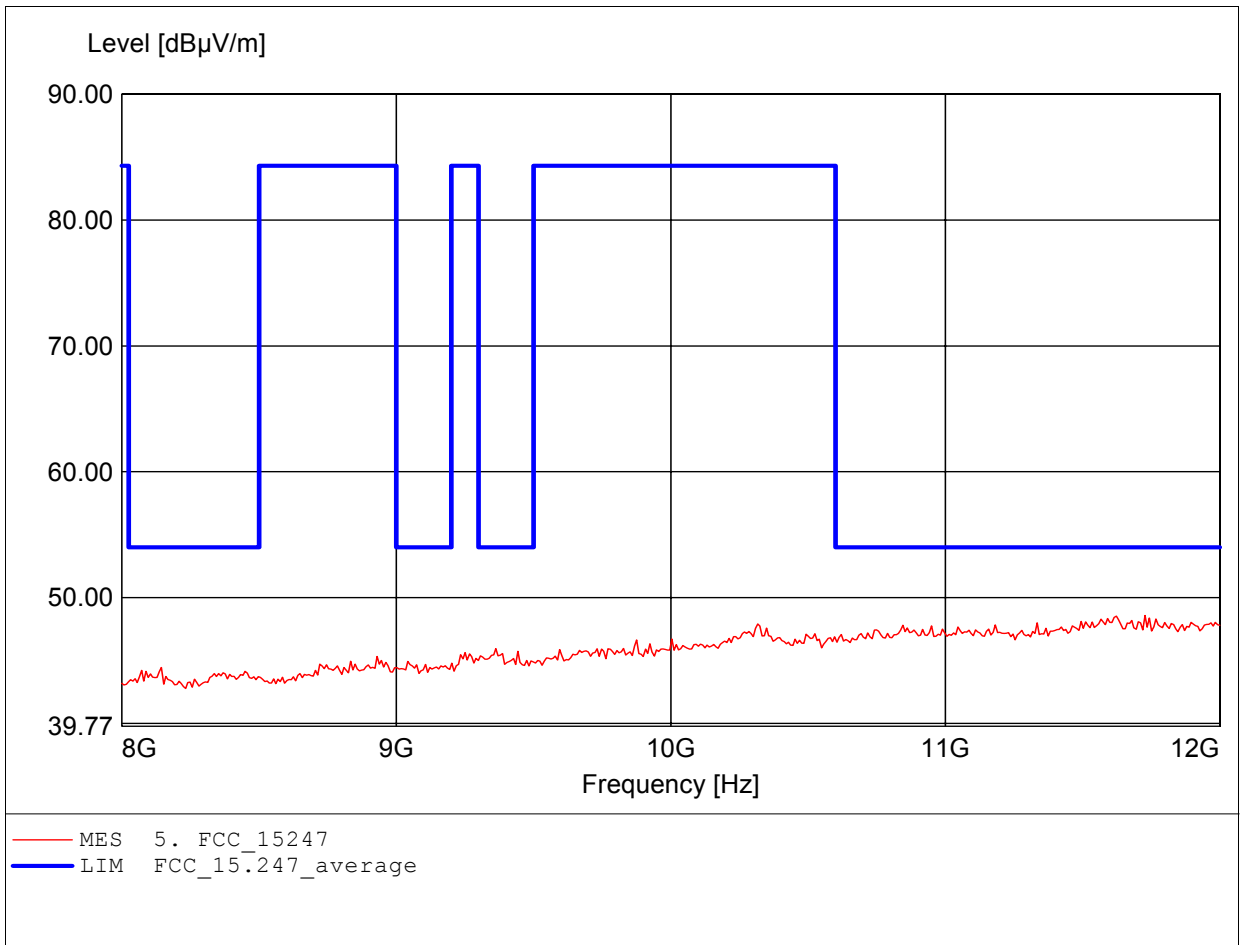
EUT: ProSafe 802.11g Wireless Access Point
MODEL NO.: WG102 11B CH1 Ant C
Approval Holder: Netgear Inc.
Test Site / Operator: ETS / Jay Chaing
Temperature/Voltage: Temp.: 23°C/ Unom.: 120 VAC (AC / DC Adapter)
Test Specification: according to §15.247, peak detector
Comment 1: Dist.: 3m, Ant.: HL025, ampl.+HP.
Freq: 7.142GHz, Emax: 51.81dBµV/m, RBW: 1MHz



Spurious emissions Field Strength

FCC RULES PART 15, SUBPART C

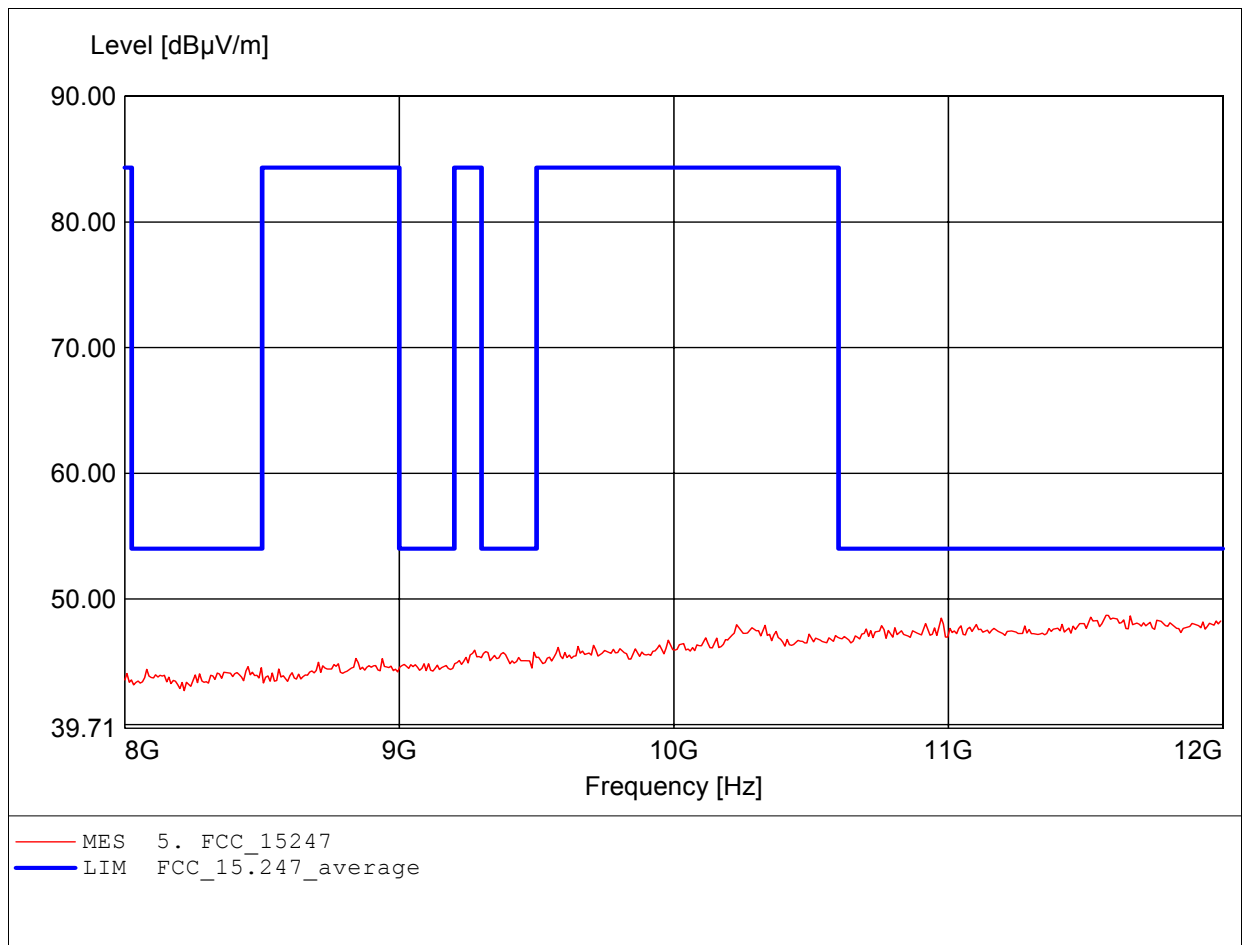
EUT: ProSafe 802.11g Wireless Access Point
MODEL NO.: WG102 11B CH1 Ant C
Approval Holder: Netgear Inc.
Test Site / Operator: ETS / Jay Chaing
Temperature/Voltage: Temp.: 23°C/ Unom.: 120 VAC (AC / DC Adapter)
Test Specification: according to §15.247, peak detector
Comment 1: Dist.: 3m, Ant.: HL025, ampl.+HP.
Freq: 11.727GHz, Emax: 48.58dBμV/m, RBW: 1MHz



Spurious emissions Field Strength

FCC RULES PART 15, SUBPART C

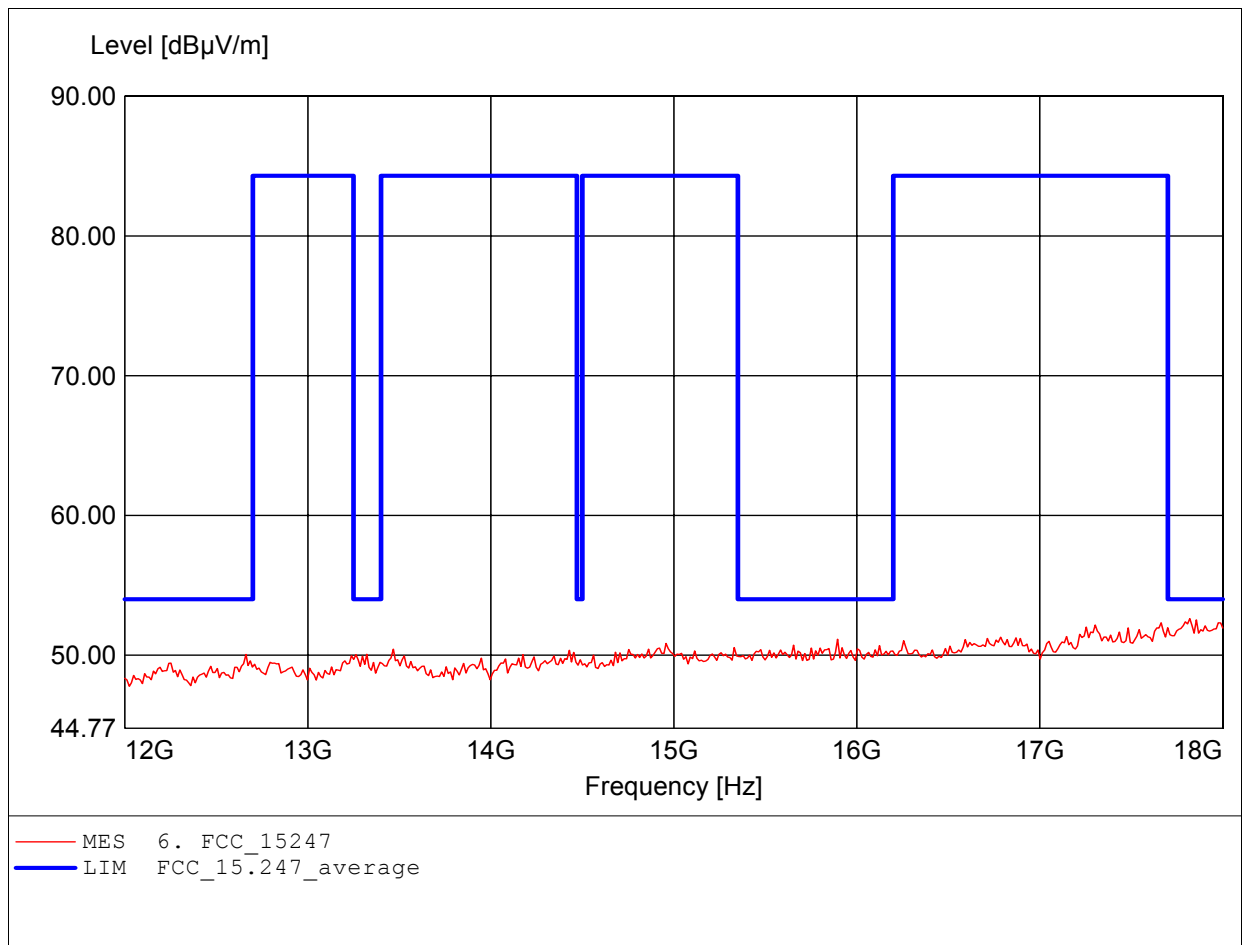
EUT: ProSafe 802.11g Wireless Access Point
MODEL NO.: WG102 11B CH1 Ant C
Approval Holder: Netgear Inc.
Test Site / Operator: ETS / Jay Chaing
Temperature/Voltage: Temp.: 23°C/ Unom.: 120 VAC (AC / DC Adapter)
Test Specification: according to §15.247, peak detector
Comment 1: Dist.: 3m, Ant.: HL025, ampl.+HP.
Freq: 11.575GHz, Emax: 48.70dBµV/m, RBW: 1MHz



Spurious emissions Field Strength

FCC RULES PART 15, SUBPART C

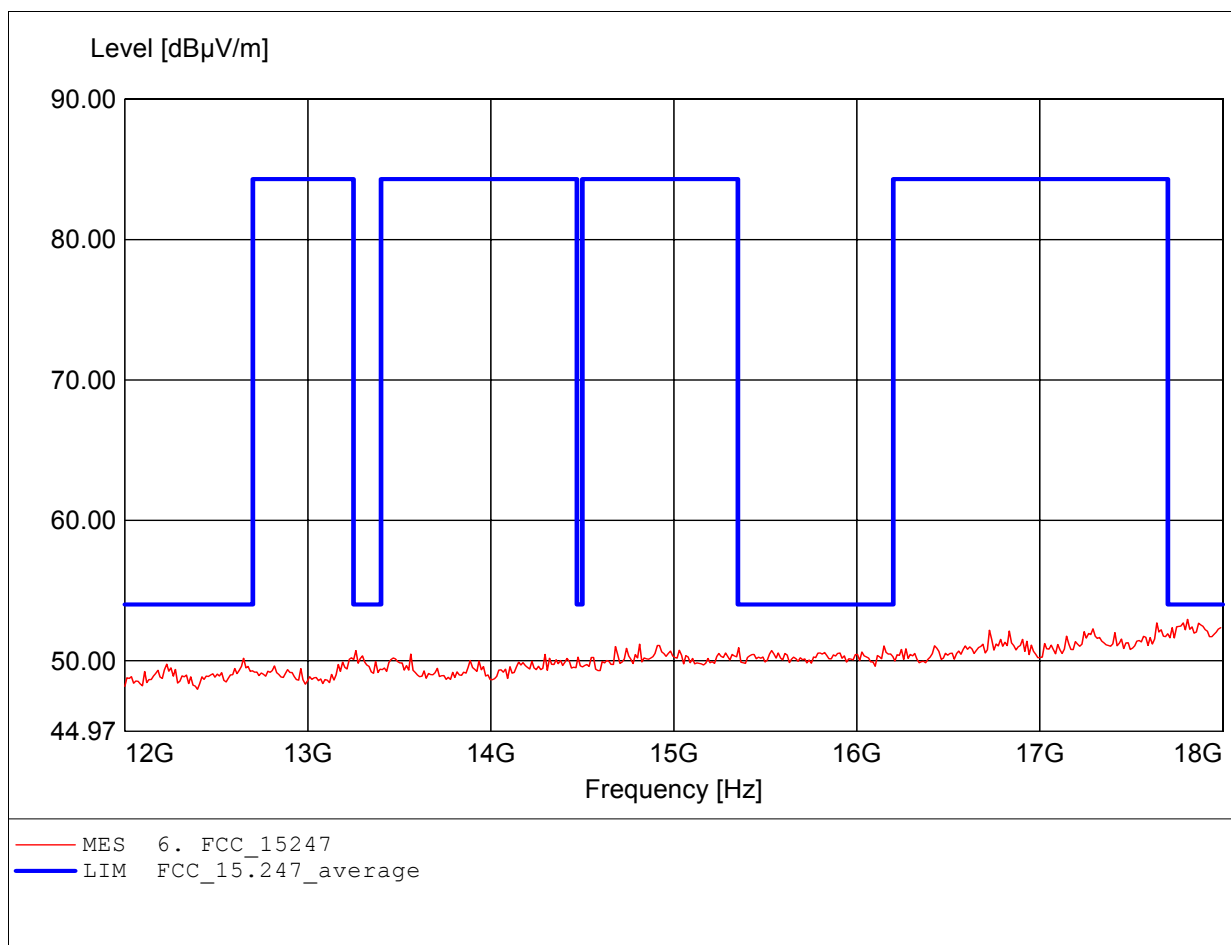
EUT: ProSafe 802.11g Wireless Access Point
MODEL NO.: WG102 11B CH1 Ant C
Approval Holder: Netgear Inc.
Test Site / Operator: ETS / Jay Chaing
Temperature/Voltage: Temp.: 23°C/ Unom.: 120 VAC (AC / DC Adapter)
Test Specification: according to §15.247, peak detector
Comment 1: Dist.: 3m, Ant.: HL025, ampl.+HP.
Freq: 17.820GHz, Emax: 52.61dBµV/m, RBW: 1MHz



Spurious emissions Field Strength

FCC RULES PART 15, SUBPART C

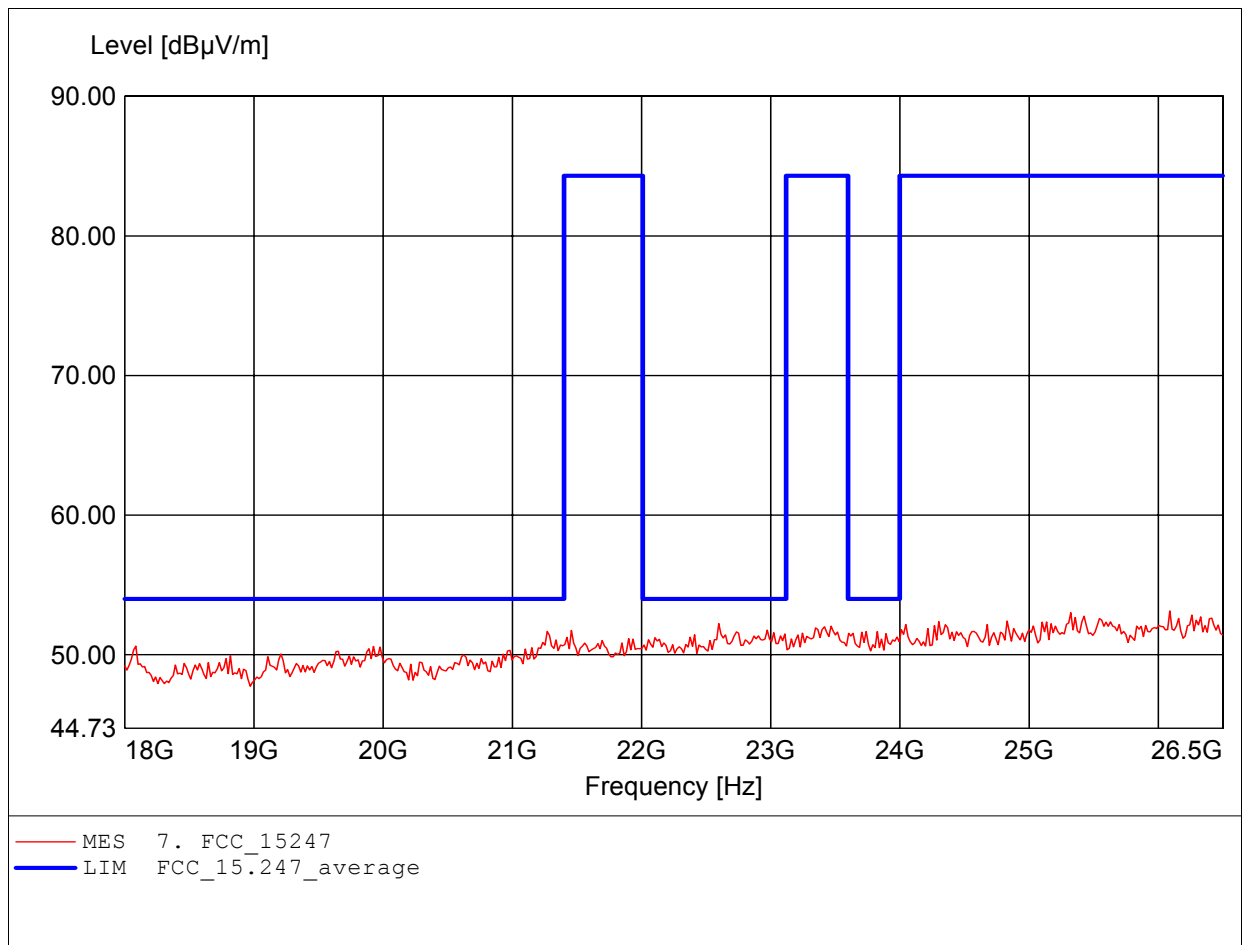
EUT: ProSafe 802.11g Wireless Access Point
MODEL NO.: WG102 11B CH1 Ant C
Approval Holder: Netgear Inc.
Test Site / Operator: ETS / Jay Chaing
Temperature/Voltage: Temp.: 23°C/ Unom.: 120 VAC (AC / DC Adapter)
Test Specification: according to §15.247, peak detector
Comment 1: Dist.: 3m, Ant.: HL025, ampl.+HP.
Freq: 17.808GHz, Emax: 52.95dBμV/m, RBW: 1MHz



Spurious emissions Field Strength

FCC RULES PART 15, SUBPART C

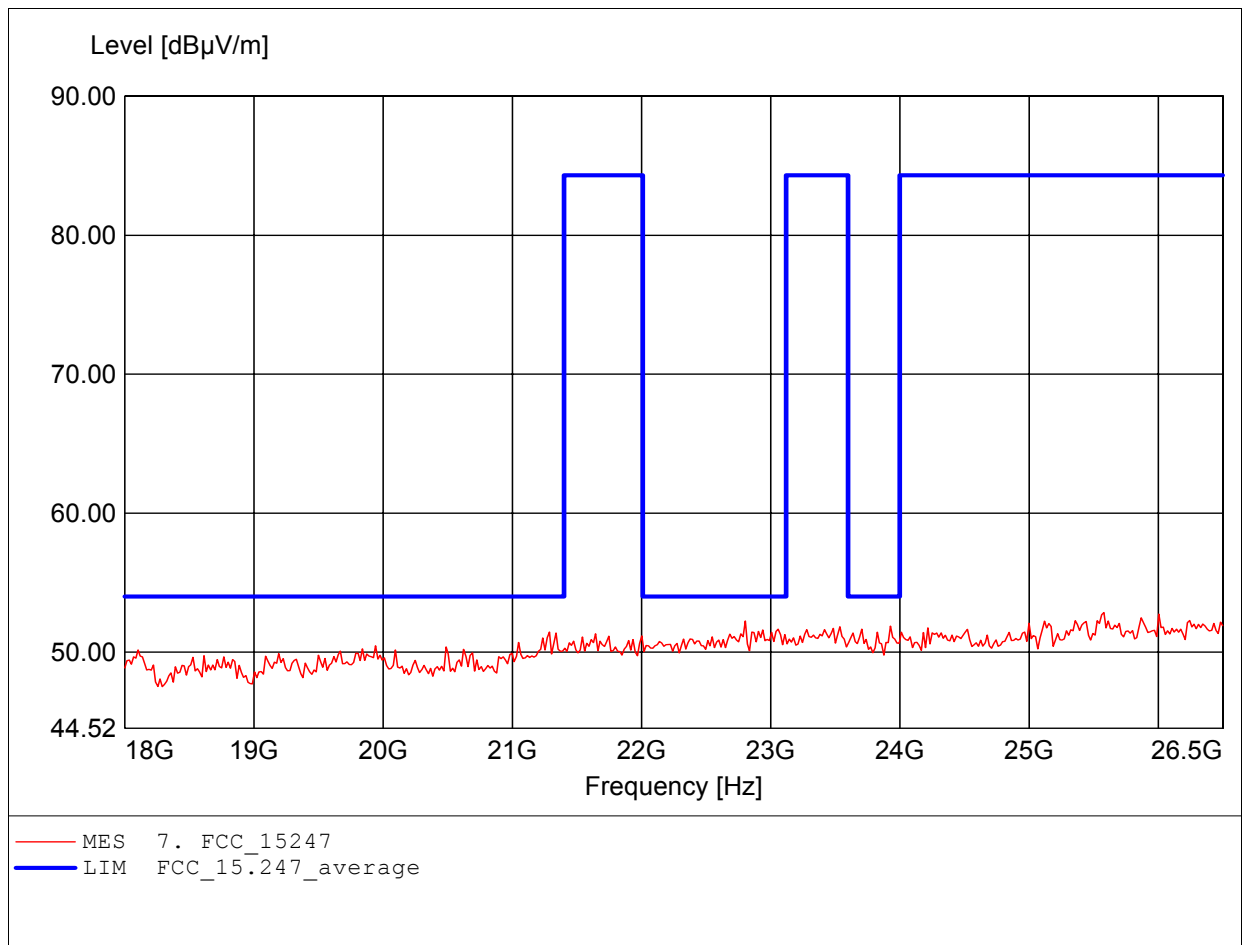
EUT: ProSafe 802.11g Wireless Access Point
MODEL NO.: WG102 11B CH1 Ant C
Approval Holder: Netgear Inc.
Test Site / Operator: ETS / Jay Chaing
Temperature/Voltage: Temp.: 23°C/ Unom.: 120 VAC (AC / DC Adapter)
Test Specification: according to §15.247, peak detector
Comment 1: Dist.: 3m, Ant.: HL025, amplif.
Freq: 26.091GHz, Emax: 53.13dBµV/m, RBW: 1MHz



Spurious emissions Field Strength

FCC RULES PART 15, SUBPART C

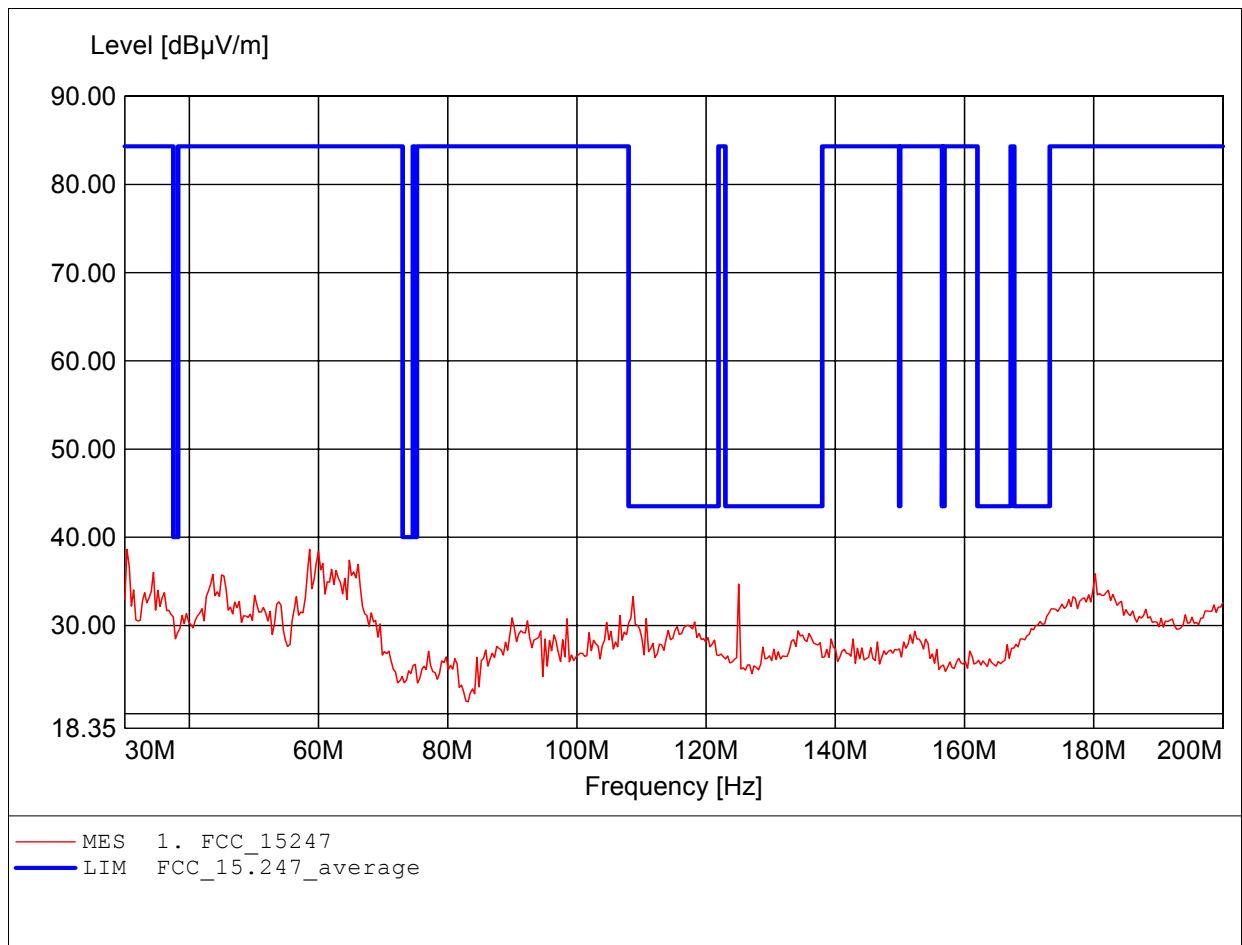
EUT: ProSafe 802.11g Wireless Access Point
MODEL NO.: WG102 11B CH1 Ant C
Approval Holder: Netgear Inc.
Test Site / Operator: ETS / Jay Chaing
Temperature/Voltage: Temp.: 23°C/ Unom.: 120 VAC (AC / DC Adapter)
Test Specification: according to §15.247, peak detector
Comment 1: Dist.: 3m, Ant.: HL025, amplif.
Freq: 25.580GHz, Emax: 52.84dBµV/m, RBW: 1MHz



Spurious emissions Field Strength

FCC RULES PART 15, SUBPART C

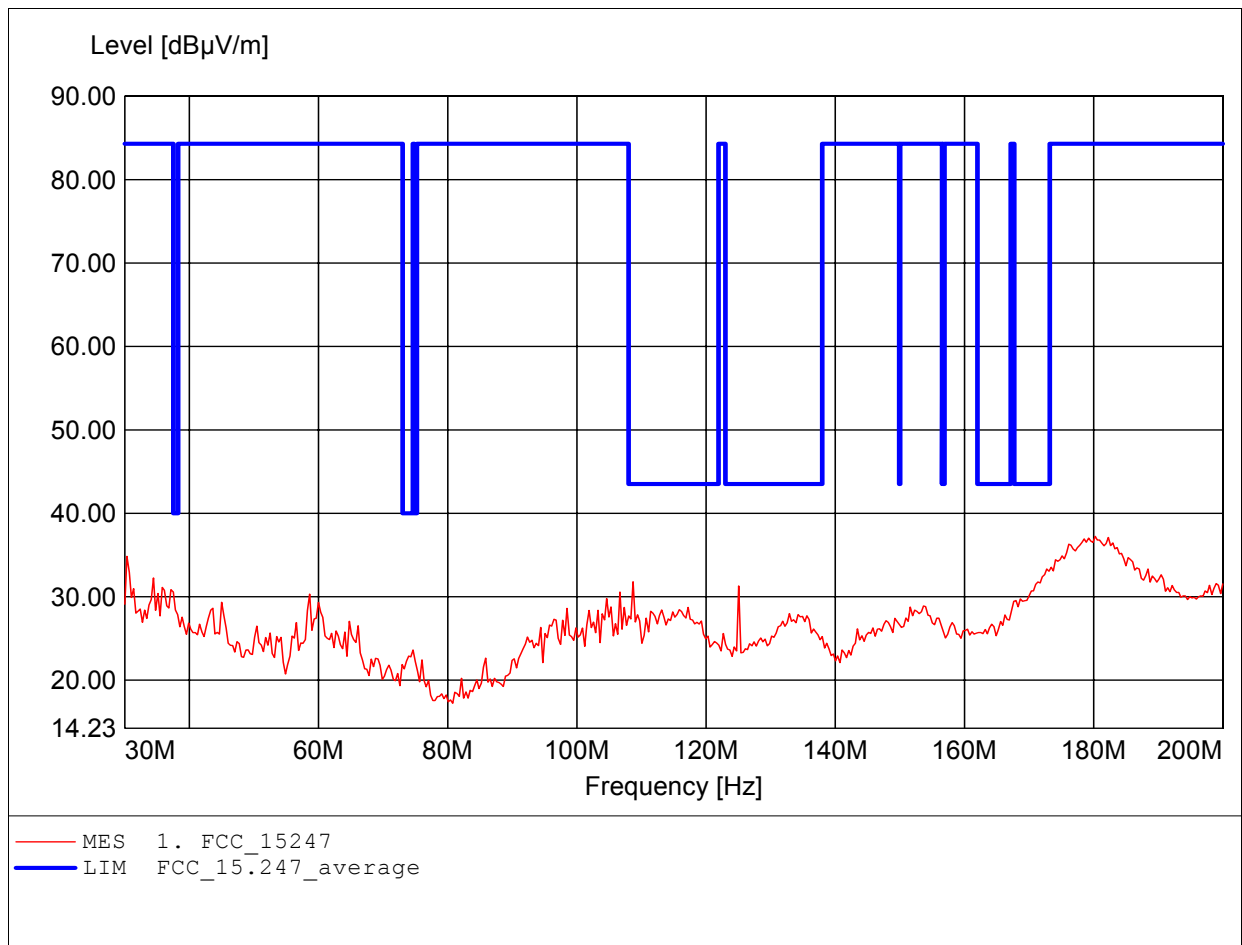
EUT: ProSafe 802.11g Wireless Access Point
MODEL NO.: WG102 11B CH6 Ant C
Approval Holder: Netgear Inc.
Test Site / Operator: ETS / Jay Chaing
Temperature/Voltage: Temp.: 23°C/ Unom.: 120 VAC (AC / DC Adapter)
Test Specification: according to §15.247
Comment 1: Dist.: 3m, Ant.: HK 116
Freq: 58.617MHz, Emax: 38.64dBµV/m, RBW: 100kHz



Spurious emissions Field Strength

FCC RULES PART 15, SUBPART C

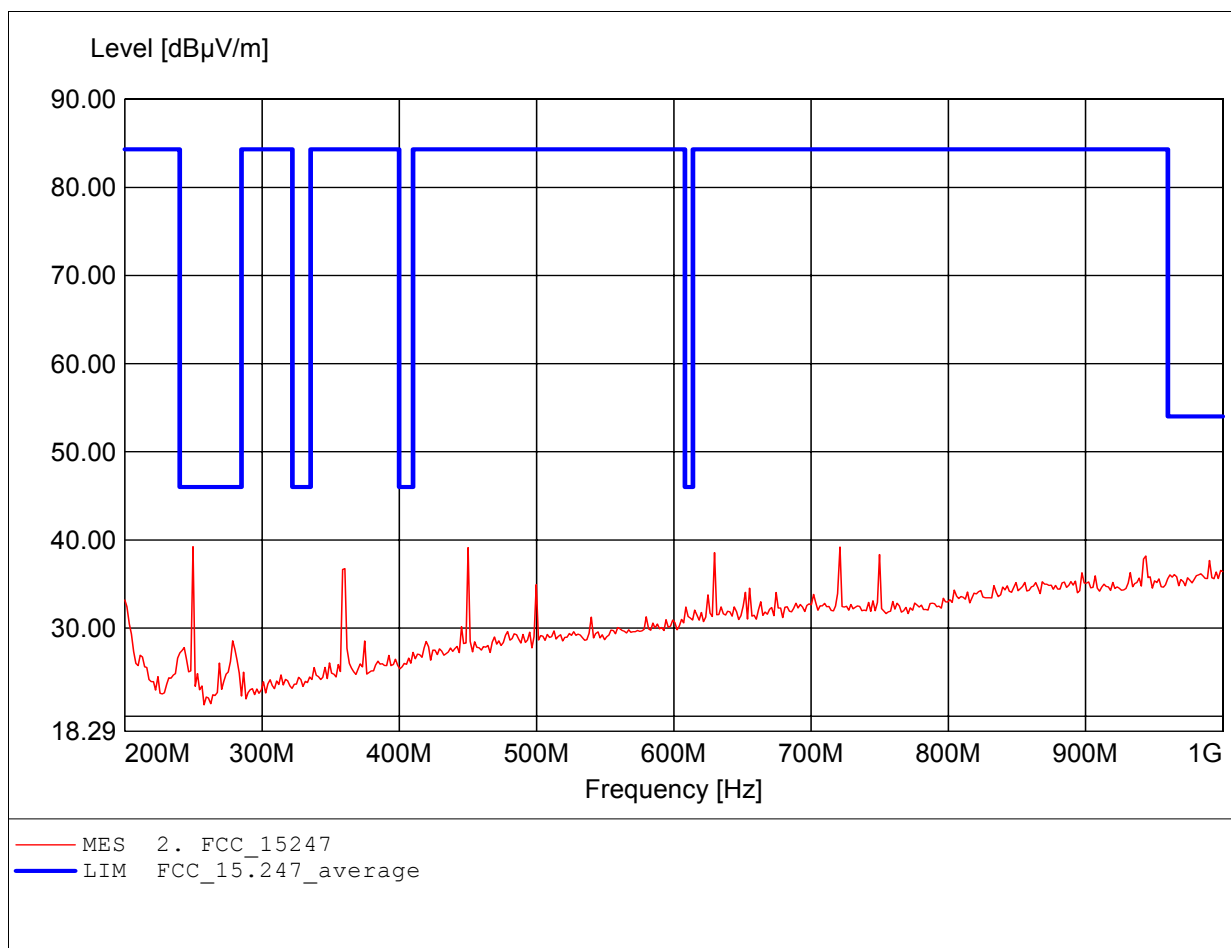
EUT: ProSafe 802.11g Wireless Access Point
MODEL NO.: WG102 11B CH6 Ant C
Approval Holder: Netgear Inc.
Test Site / Operator: ETS / Jay Chaing
Temperature/Voltage: Temp.: 23°C/ Unom.: 120 VAC (AC / DC Adapter)
Test Specification: according to §15.247
Comment 1: Dist.: 3m, Ant.: HK 116
Freq: 180.240MHz, Emax: 37.24dBµV/m, RBW: 100kHz



Spurious emissions Field Strength

FCC RULES PART 15, SUBPART C

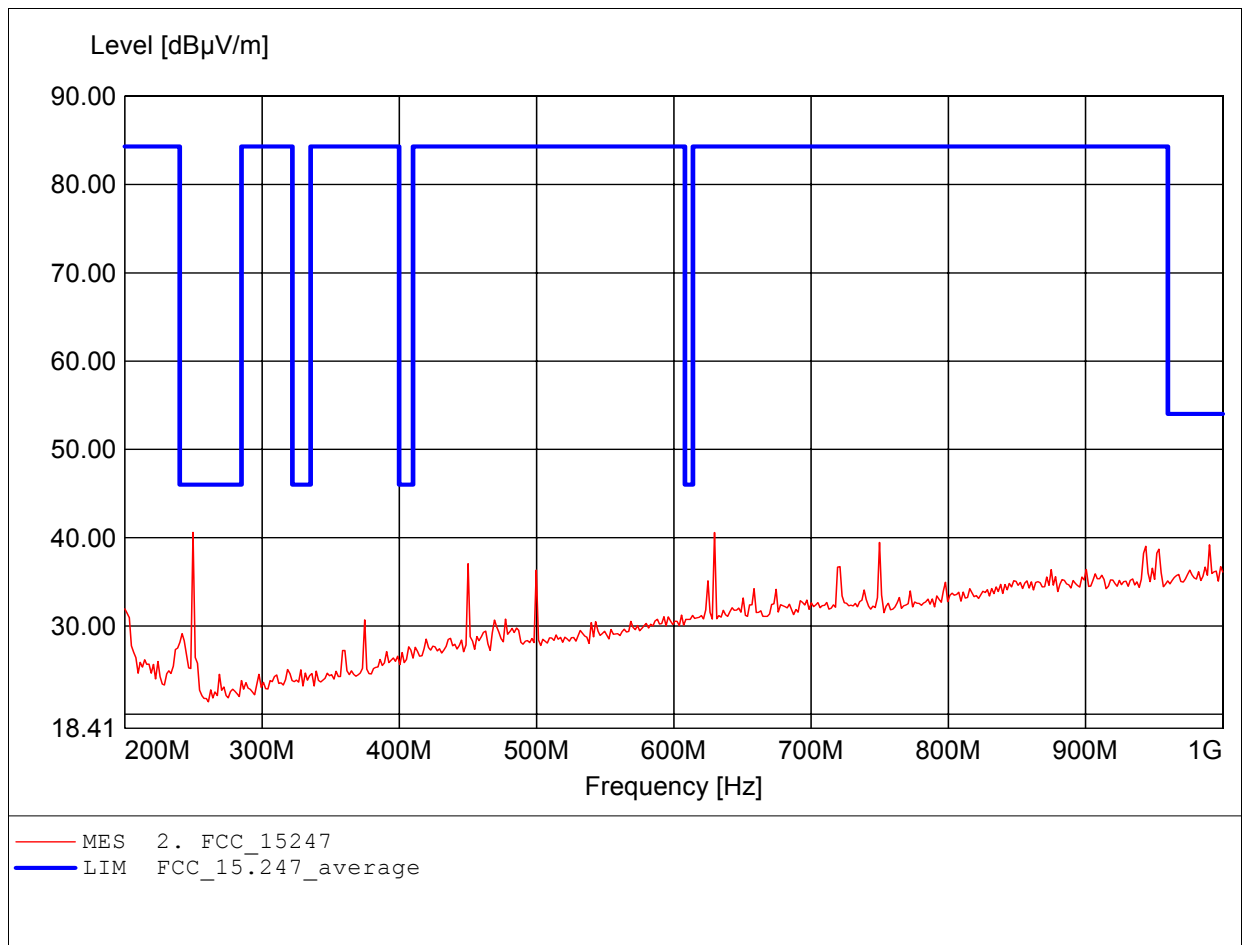
EUT: ProSafe 802.11g Wireless Access Point
MODEL NO.: WG102 11B CH6 Ant C
Approval Holder: Netgear Inc.
Test Site / Operator: ETS / Jay Chaing
Temperature/Voltage: Temp.: 23°C/ Unom.: 120 VAC (AC / DC Adapter)
Test Specification: according to §15.247
Comment 1: Dist.: 3m, Ant.: HL 223,
Freq: 249.699MHz, Emax: 39.22dBµV/m, RBW: 100kHz



Spurious emissions Field Strength

FCC RULES PART 15, SUBPART C

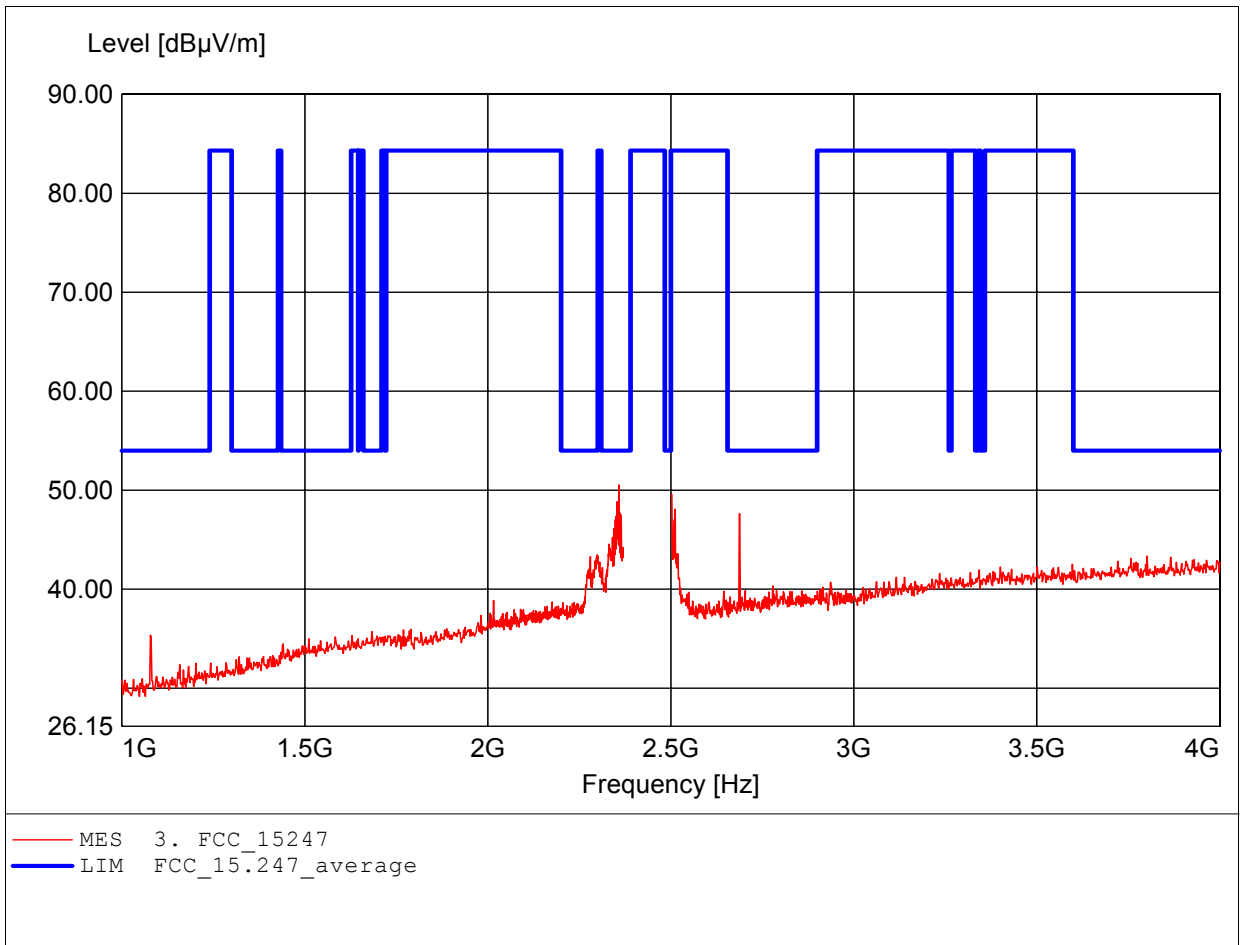
EUT: ProSafe 802.11g Wireless Access Point
MODEL NO.: WG102 11B CH6 Ant C
Approval Holder: Netgear Inc.
Test Site / Operator: ETS / Jay Chaing
Temperature/Voltage: Temp.: 23°C/ Unom.: 120 VAC (AC / DC Adapter)
Test Specification: according to §15.247
Comment 1: Dist.: 3m, Ant.: HL 223,
Freq: 249.699MHz, Emax: 40.60dBµV/m, RBW: 100kHz



Spurious emissions Field Strength

FCC RULES PART 15, SUBPART C

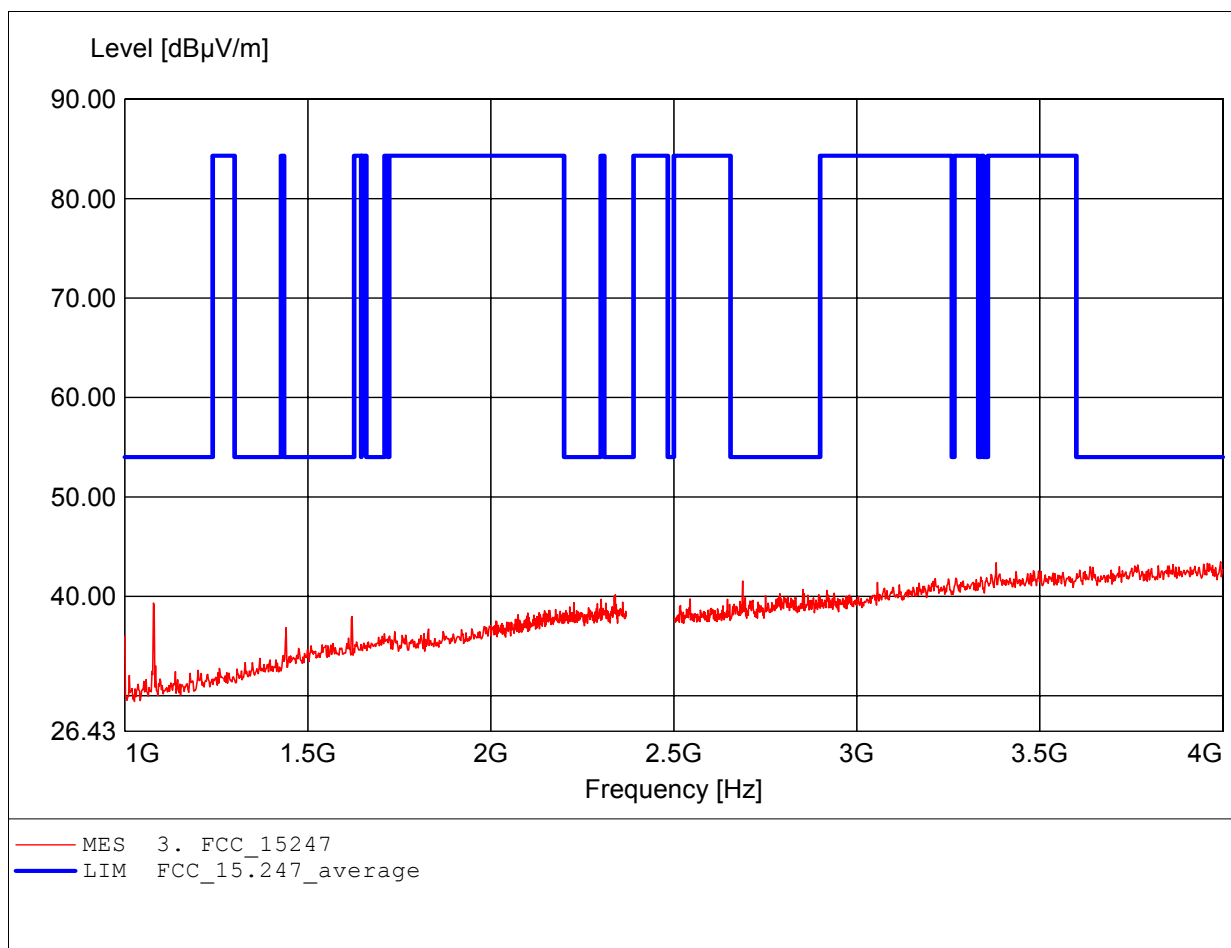
EUT: ProSafe 802.11g Wireless Access Point
MODEL NO.: WG102 11B CH6 Ant C
Approval Holder: Netgear Inc.
Test Site / Operator: ETS / Jay Chaing
Temperature/Voltage: Temp.: 23°C/ Unom.: 120 VAC (AC / DC Adapter)
Test Specification: according to §15.247, peak detector
Comment 1: Dist.: 3m, Ant.: HL025, amplif.
Freq: 2.358GHz, Emax: 50.53dBµV/m, RBW: 1MHz



Spurious emissions Field Strength

FCC RULES PART 15, SUBPART C

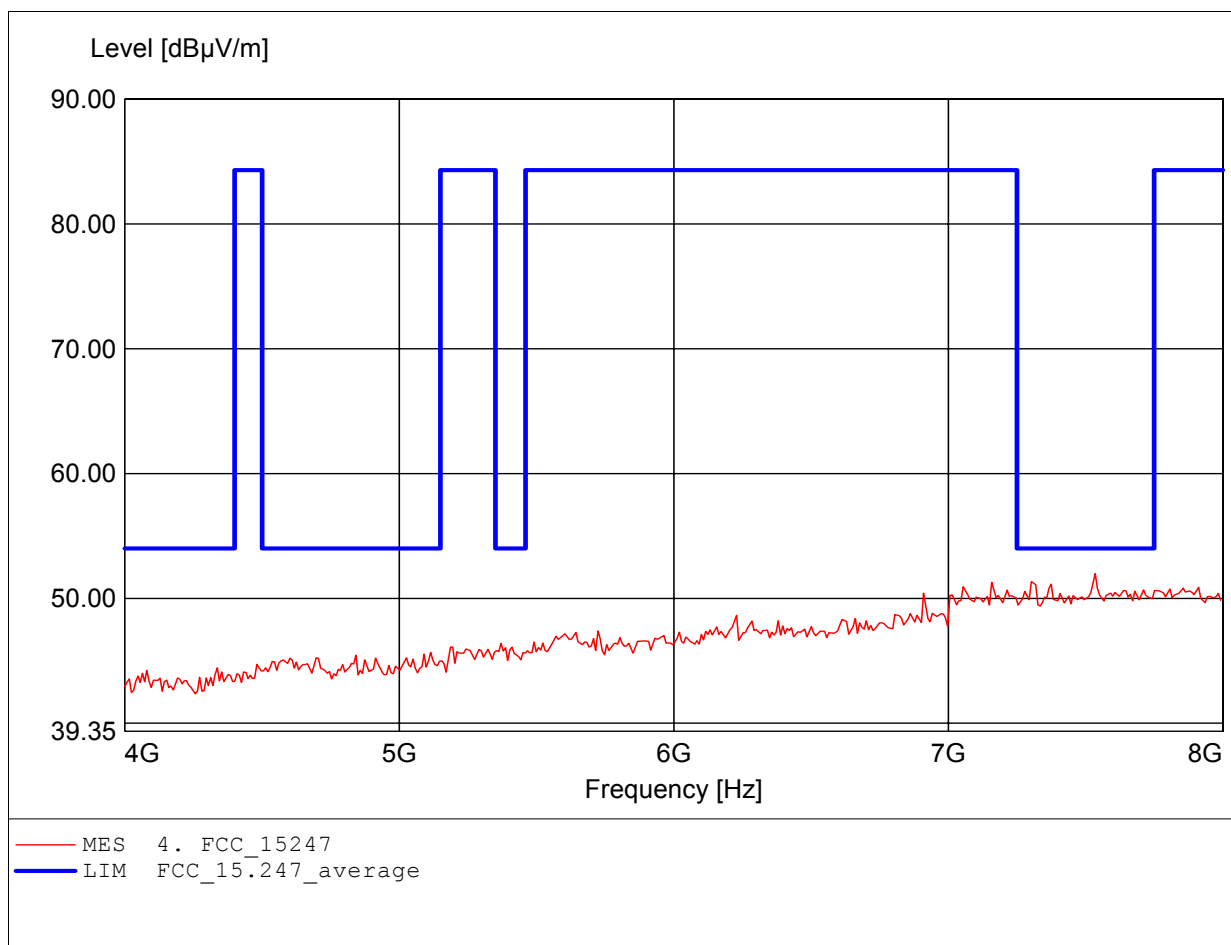
EUT: ProSafe 802.11g Wireless Access Point
MODEL NO.: WG102 11B CH6 Ant C
Approval Holder: Netgear Inc.
Test Site / Operator: ETS / Jay Chaing
Temperature/Voltage: Temp.: 23°C/ Unom.: 120 VAC (AC / DC Adapter)
Test Specification: according to §15.247, peak detector
Comment 1: Dist.: 3m, Ant.: HL025, amplif.
Freq: 3.994GHz, Emax: 43.48dBµV/m, RBW: 1MHz



Spurious emissions Field Strength

FCC RULES PART 15, SUBPART C

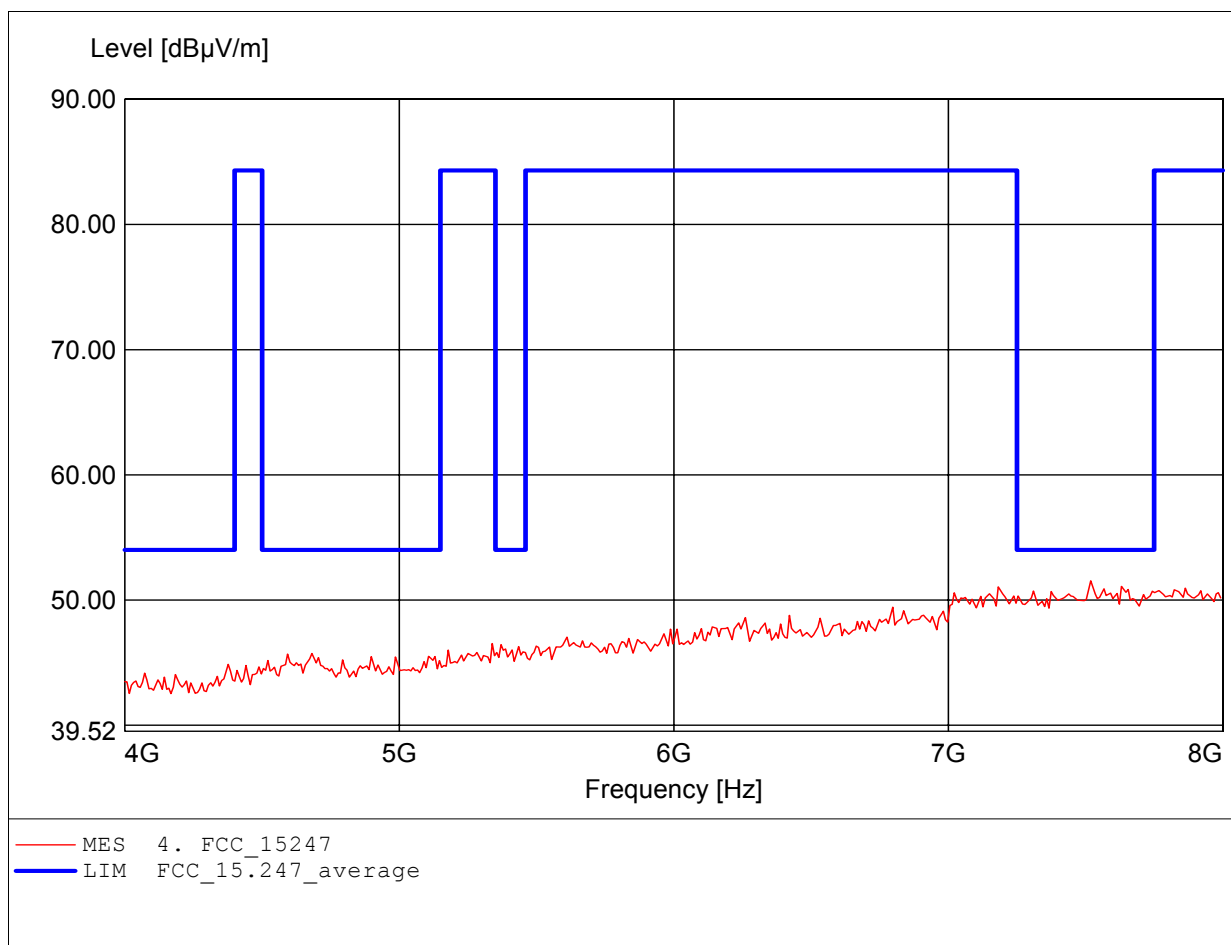
EUT: ProSafe 802.11g Wireless Access Point
MODEL NO.: WG102 11B CH6 Ant C
Approval Holder: Netgear Inc.
Test Site / Operator: ETS / Jay Chaing
Temperature/Voltage: Temp.: 23°C/ Unom.: 120 VAC (AC / DC Adapter)
Test Specification: according to §15.247, peak detector
Comment 1: Dist.: 3m, Ant.: HL025, ampl.+HP.
Freq: 7.535GHz, Emax: 51.98dBμV/m, RBW: 1MHz



Spurious emissions Field Strength

FCC RULES PART 15, SUBPART C

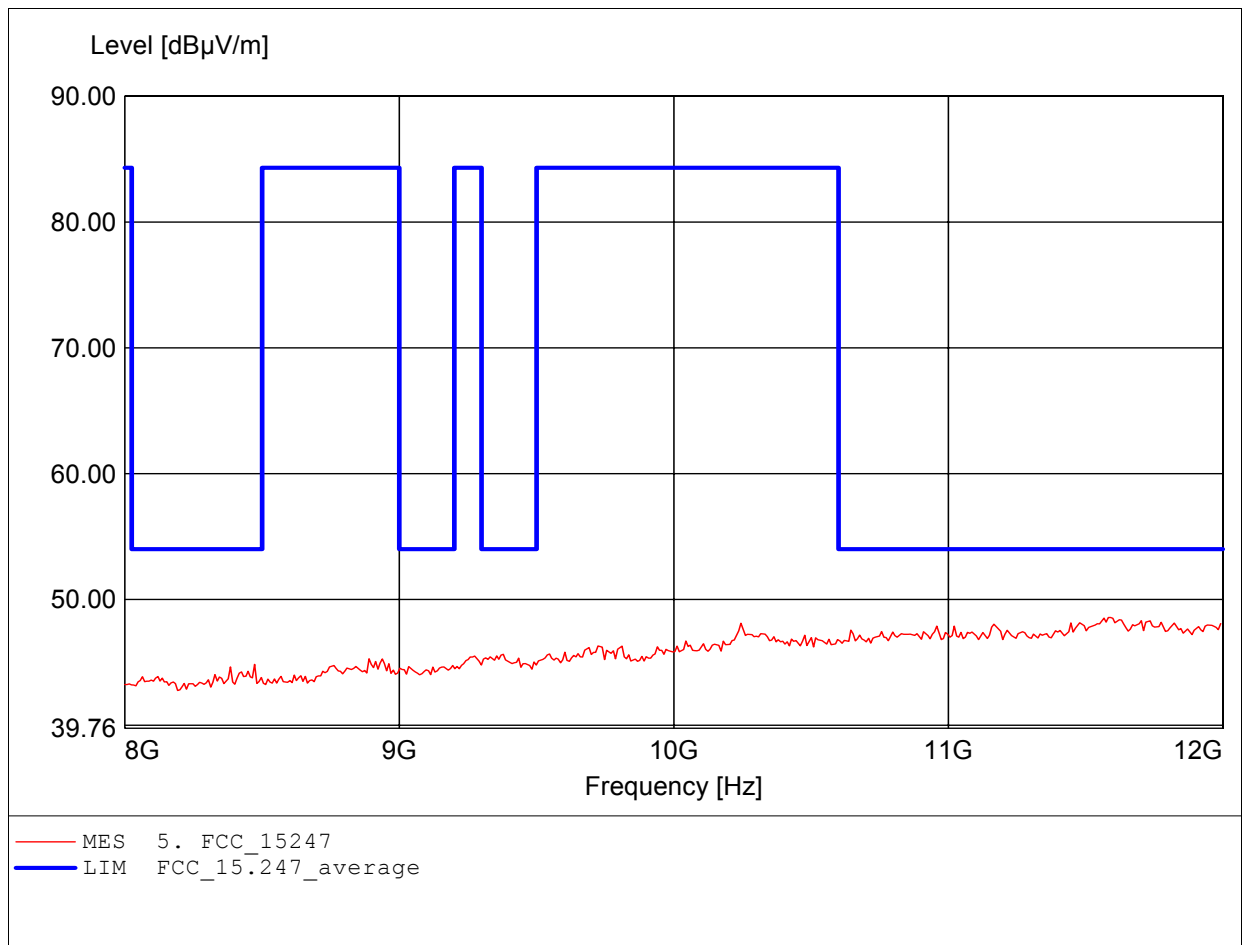
EUT: ProSafe 802.11g Wireless Access Point
MODEL NO.: WG102 11B CH6 Ant C
Approval Holder: Netgear Inc.
Test Site / Operator: ETS / Jay Chaing
Temperature/Voltage: Temp.: 23°C/ Unom.: 120 VAC (AC / DC Adapter)
Test Specification: according to §15.247, peak detector
Comment 1: Dist.: 3m, Ant.: HL025, ampl.+HP.
Freq: 7.519GHz, Emax: 51.54dBµV/m, RBW: 1MHz



Spurious emissions Field Strength

FCC RULES PART 15, SUBPART C

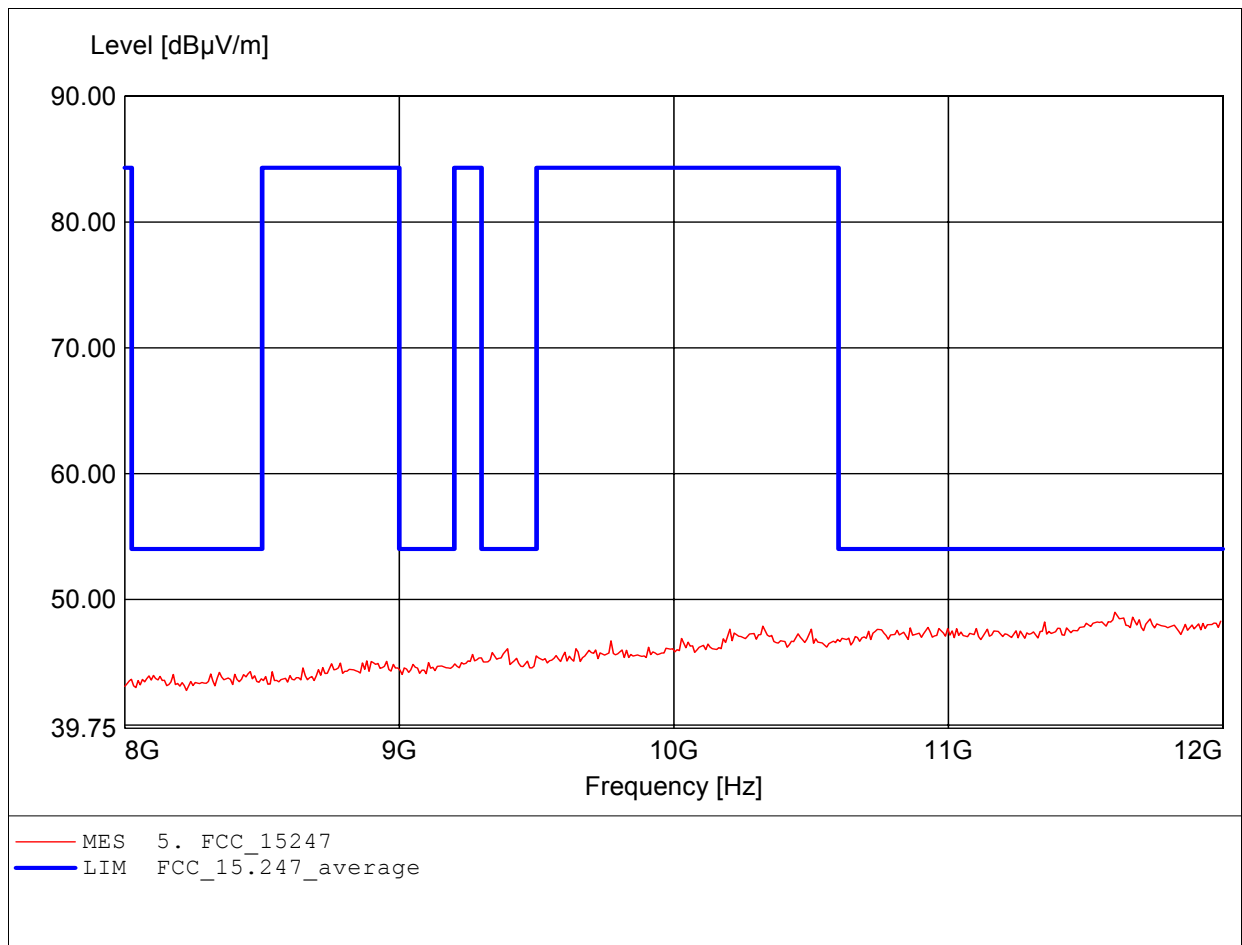
EUT: ProSafe 802.11g Wireless Access Point
MODEL NO.: WG102 11B CH6 Ant C
Approval Holder: Netgear Inc.
Test Site / Operator: ETS / Jay Chaing
Temperature/Voltage: Temp.: 23°C/ Unom.: 120 VAC (AC / DC Adapter)
Test Specification: according to §15.247, peak detector
Comment 1: Dist.: 3m, Ant.: HL025, ampl.+HP.
Freq: 11.591GHz, Emax: 48.57dBμV/m, RBW: 1MHz



Spurious emissions Field Strength

FCC RULES PART 15, SUBPART C

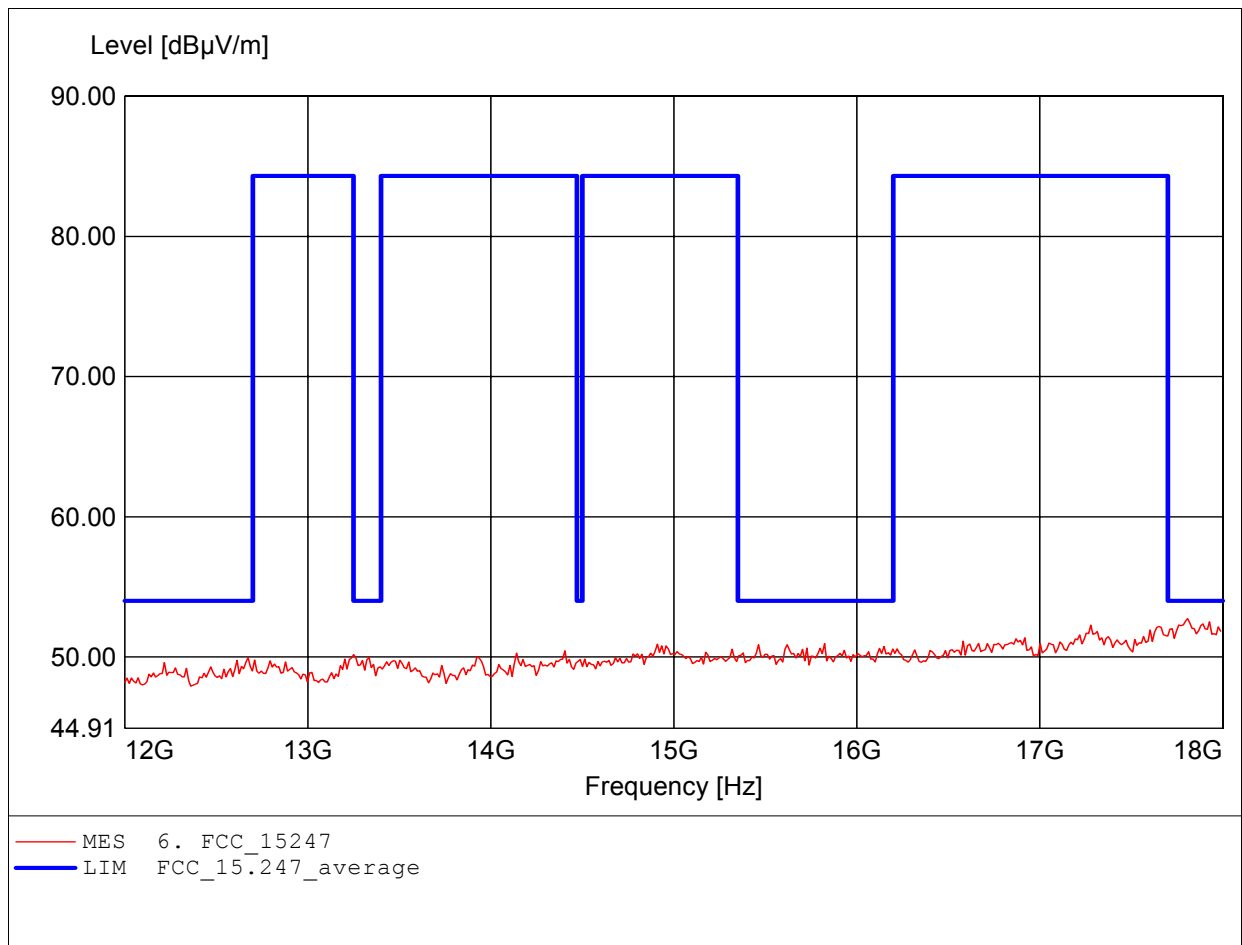
EUT: ProSafe 802.11g Wireless Access Point
MODEL NO.: WG102 11B CH6 Ant C
Approval Holder: Netgear Inc.
Test Site / Operator: ETS / Jay Chaing
Temperature/Voltage: Temp.: 23°C/ Unom.: 120 VAC (AC / DC Adapter)
Test Specification: according to §15.247, peak detector
Comment 1: Dist.: 3m, Ant.: HL025, ampl.+HP.
Freq: 11.607GHz, Emax: 48.98dBμV/m, RBW: 1MHz



Spurious emissions Field Strength

FCC RULES PART 15, SUBPART C

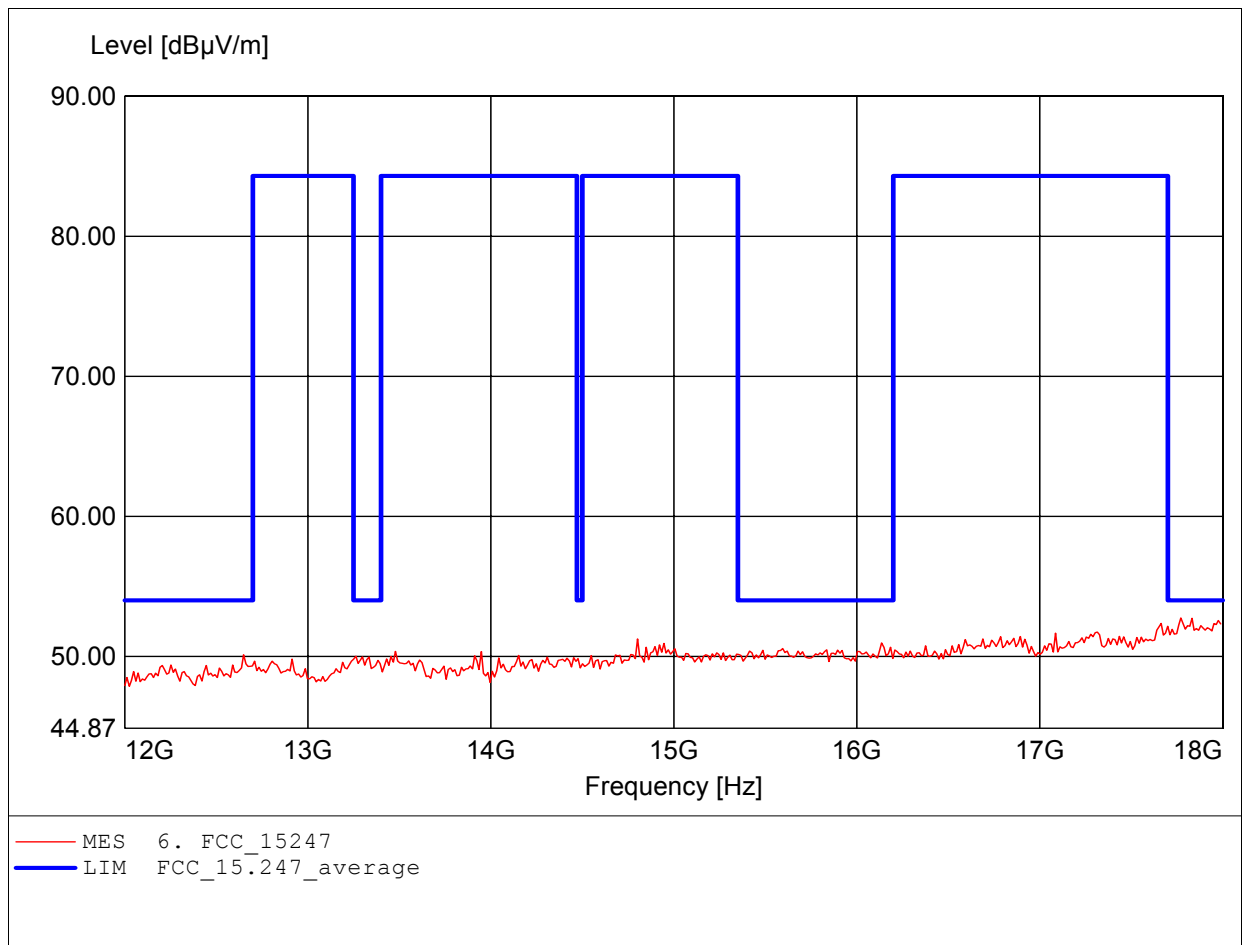
EUT: ProSafe 802.11g Wireless Access Point
MODEL NO.: WG102 11B CH6 Ant C
Approval Holder: Netgear Inc.
Test Site / Operator: ETS / Jay Chaing
Temperature/Voltage: Temp.: 23°C/ Unom.: 120 VAC (AC / DC Adapter)
Test Specification: according to §15.247, peak detector
Comment 1: Dist.: 3m, Ant.: HL025, ampl.+HP.
Freq: 17.808GHz, Emax: 52.73dBμV/m, RBW: 1MHz



Spurious emissions Field Strength

FCC RULES PART 15, SUBPART C

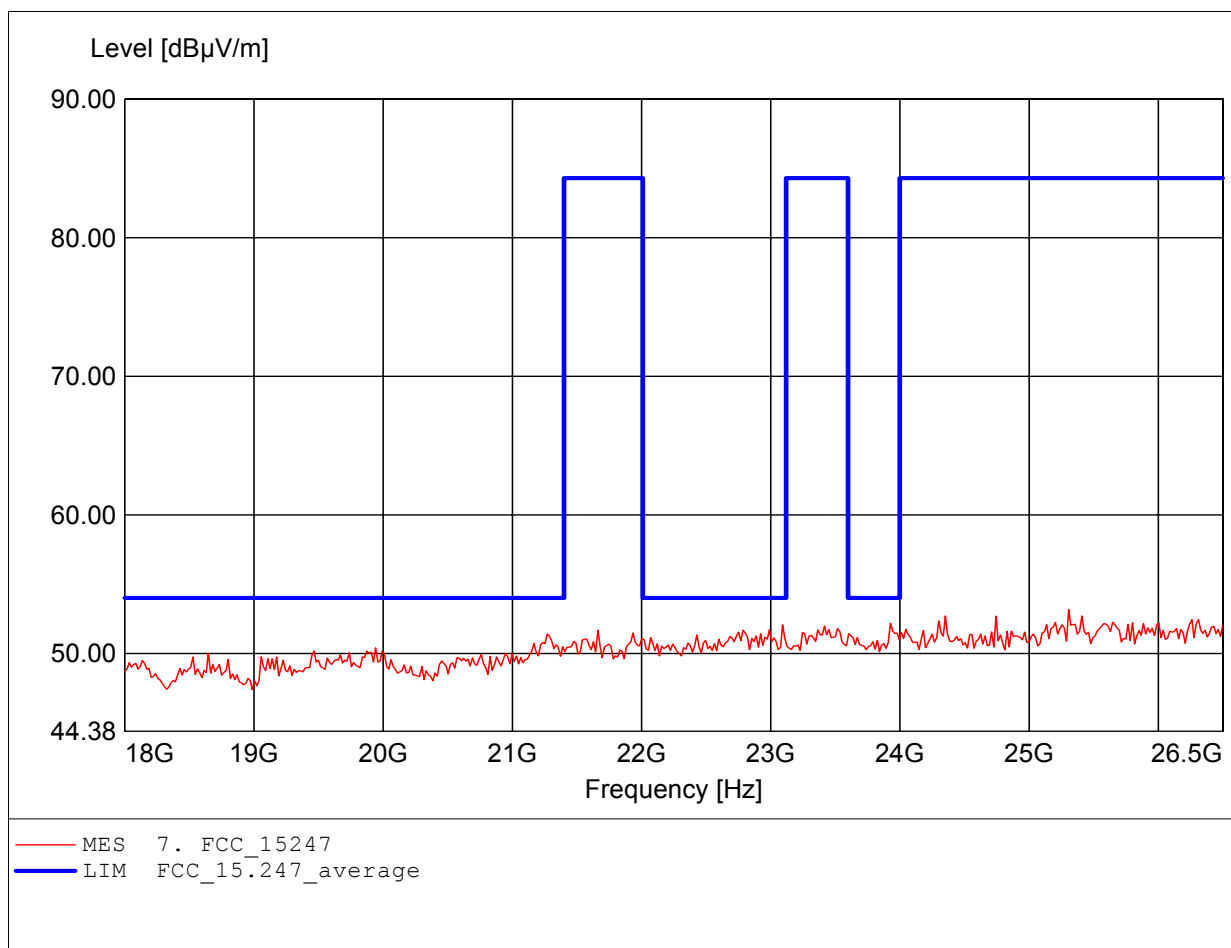
EUT: ProSafe 802.11g Wireless Access Point
MODEL NO.: WG102 11B CH6 Ant C
Approval Holder: Netgear Inc.
Test Site / Operator: ETS / Jay Chaing
Temperature/Voltage: Temp.: 23°C/ Unom.: 120 VAC (AC / DC Adapter)
Test Specification: according to §15.247, peak detector
Comment 1: Dist.: 3m, Ant.: HL025, ampl.+HP.
Freq: 17.772GHz, Emax: 52.74dBμV/m, RBW: 1MHz



Spurious emissions Field Strength

FCC RULES PART 15, SUBPART C

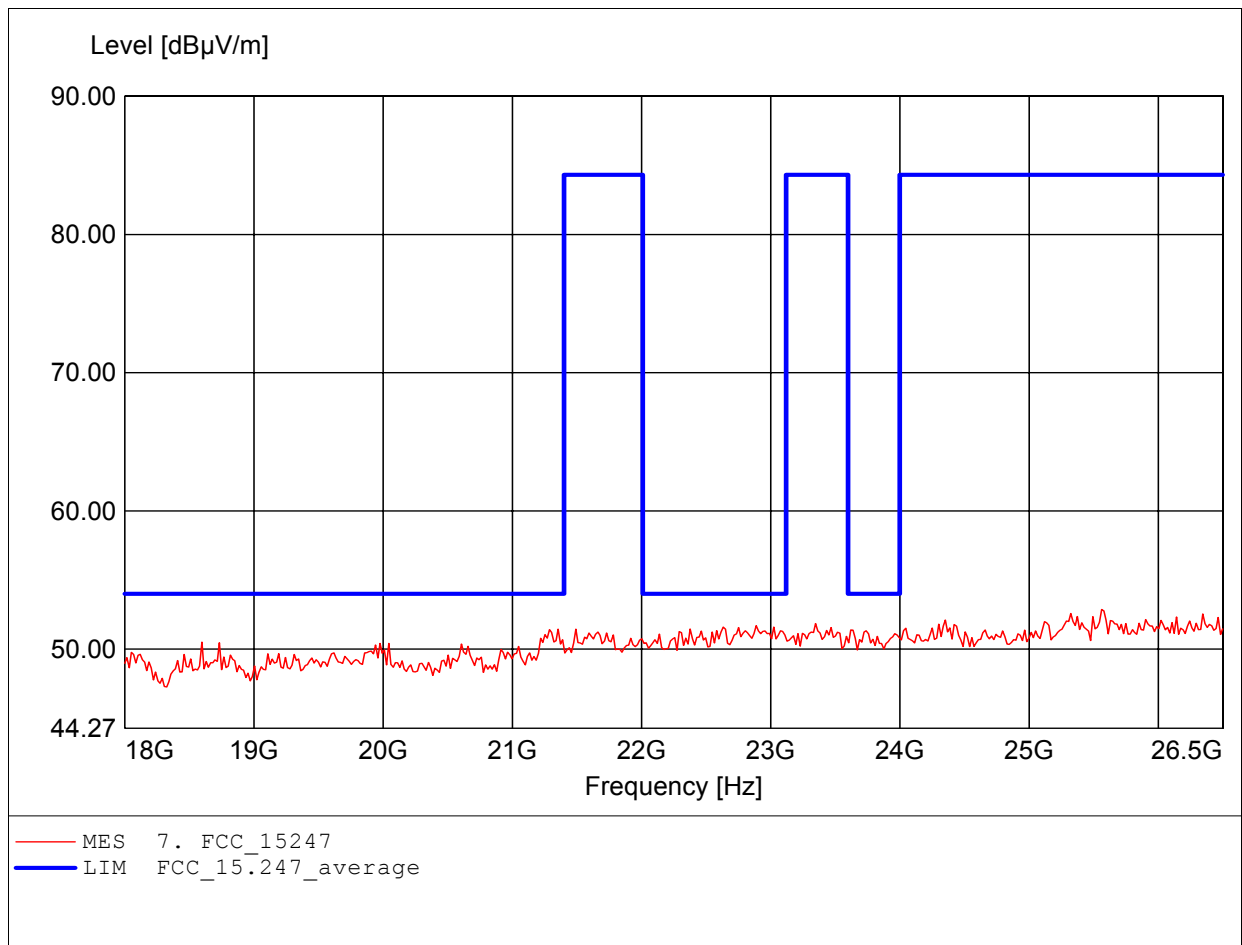
EUT: ProSafe 802.11g Wireless Access Point
MODEL NO.: WG102 11B CH6 Ant C
Approval Holder: Netgear Inc.
Test Site / Operator: ETS / Jay Chaing
Temperature/Voltage: Temp.: 23°C/ Unom.: 120 VAC (AC / DC Adapter)
Test Specification: according to §15.247, peak detector
Comment 1: Dist.: 3m, Ant.: HL025, amplif.
Freq: 25.308GHz, Emax: 53.16dBµV/m, RBW: 1MHz



Spurious emissions Field Strength

FCC RULES PART 15, SUBPART C

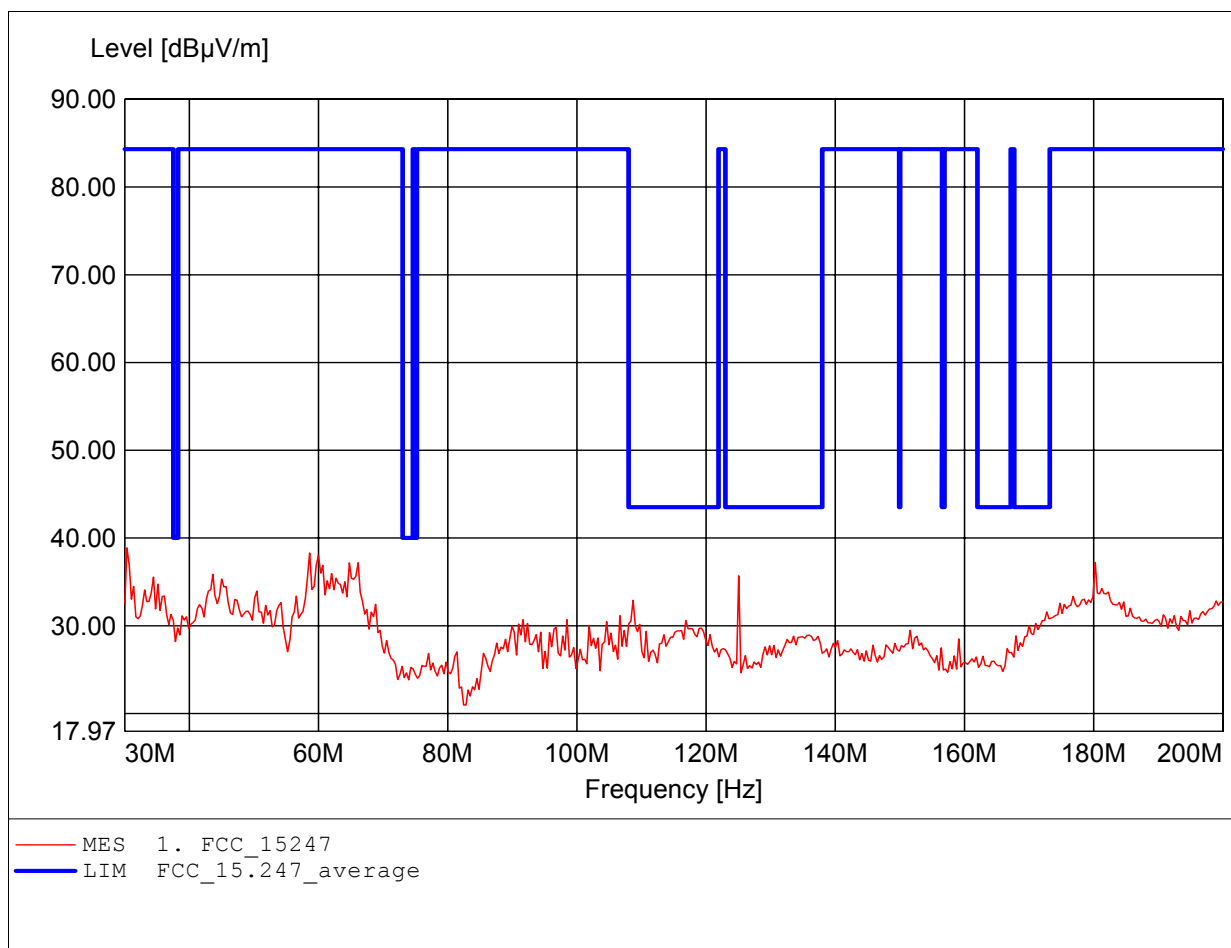
EUT: ProSafe 802.11g Wireless Access Point
MODEL NO.: WG102 11B CH6 Ant C
Approval Holder: Netgear Inc.
Test Site / Operator: ETS / Jay Chaing
Temperature/Voltage: Temp.: 23°C/ Unom.: 120 VAC (AC / DC Adapter)
Test Specification: according to §15.247, peak detector
Comment 1: Dist.: 3m, Ant.: HL025, amplif.
Freq: 25.563GHz, Emax: 52.87dBμV/m, RBW: 1MHz



Spurious emissions Field Strength

FCC RULES PART 15, SUBPART C

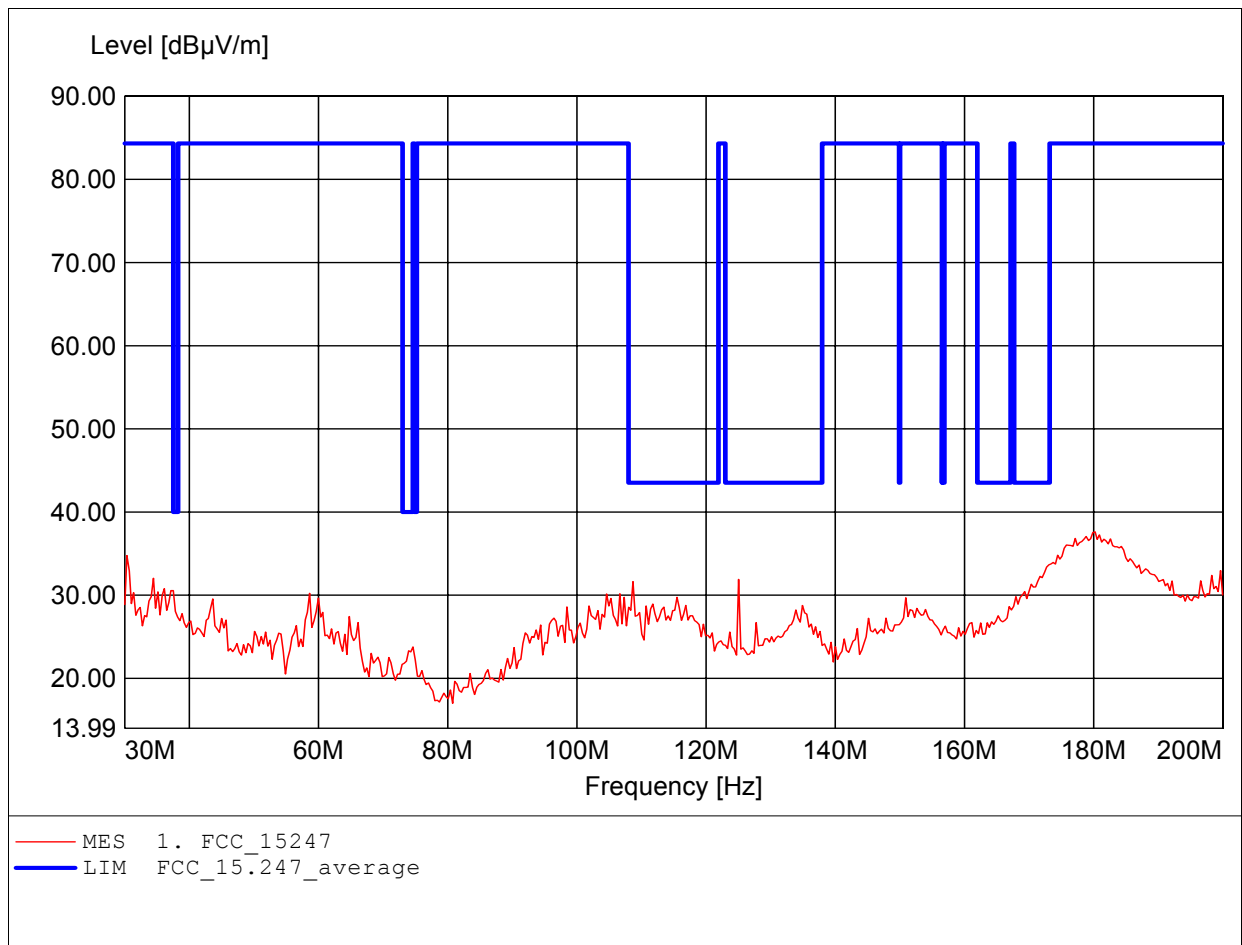
EUT: ProSafe 802.11g Wireless Access Point
MODEL NO.: WG102 11B CH11 Ant C
Approval Holder: Netgear Inc.
Test Site / Operator: ETS / Jay Chaing
Temperature/Voltage: Temp.: 23°C/ Unom.: 120 VAC (AC / DC Adapter)
Test Specification: according to §15.247
Comment 1: Dist.: 3m, Ant.: HK 116
Freq: 30.341MHz, Emax: 38.87dBµV/m, RBW: 100kHz



Spurious emissions Field Strength

FCC RULES PART 15, SUBPART C

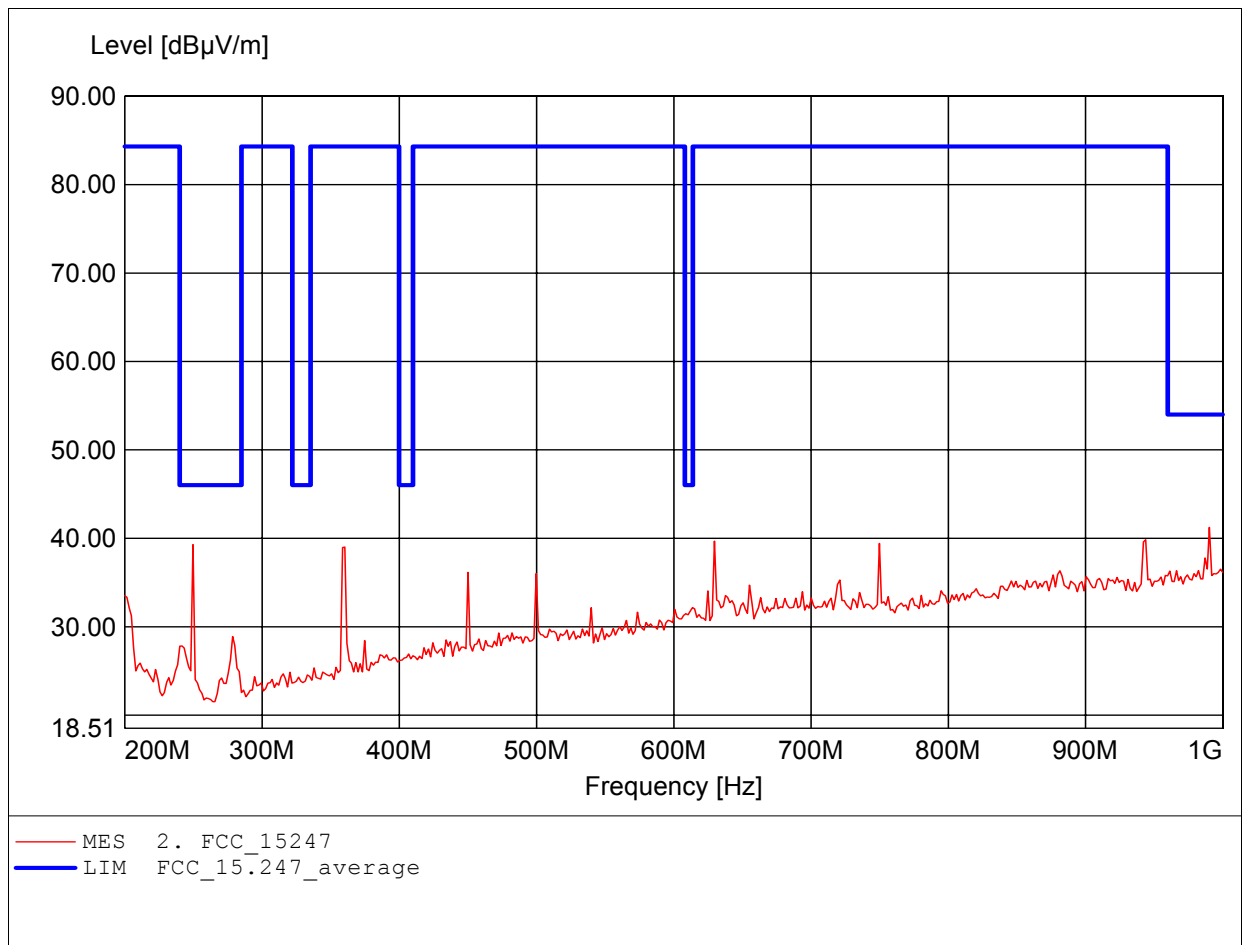
EUT: ProSafe 802.11g Wireless Access Point
MODEL NO.: WG102 11B CH11 Ant C
Approval Holder: Netgear Inc.
Test Site / Operator: ETS / Jay Chaing
Temperature/Voltage: Temp.: 23°C/ Unom.: 120 VAC (AC / DC Adapter)
Test Specification: according to §15.247
Comment 1: Dist.: 3m, Ant.: HK 116
Freq: 180.240MHz, Emax: 37.61dBµV/m, RBW: 100kHz



Spurious emissions Field Strength

FCC RULES PART 15, SUBPART C

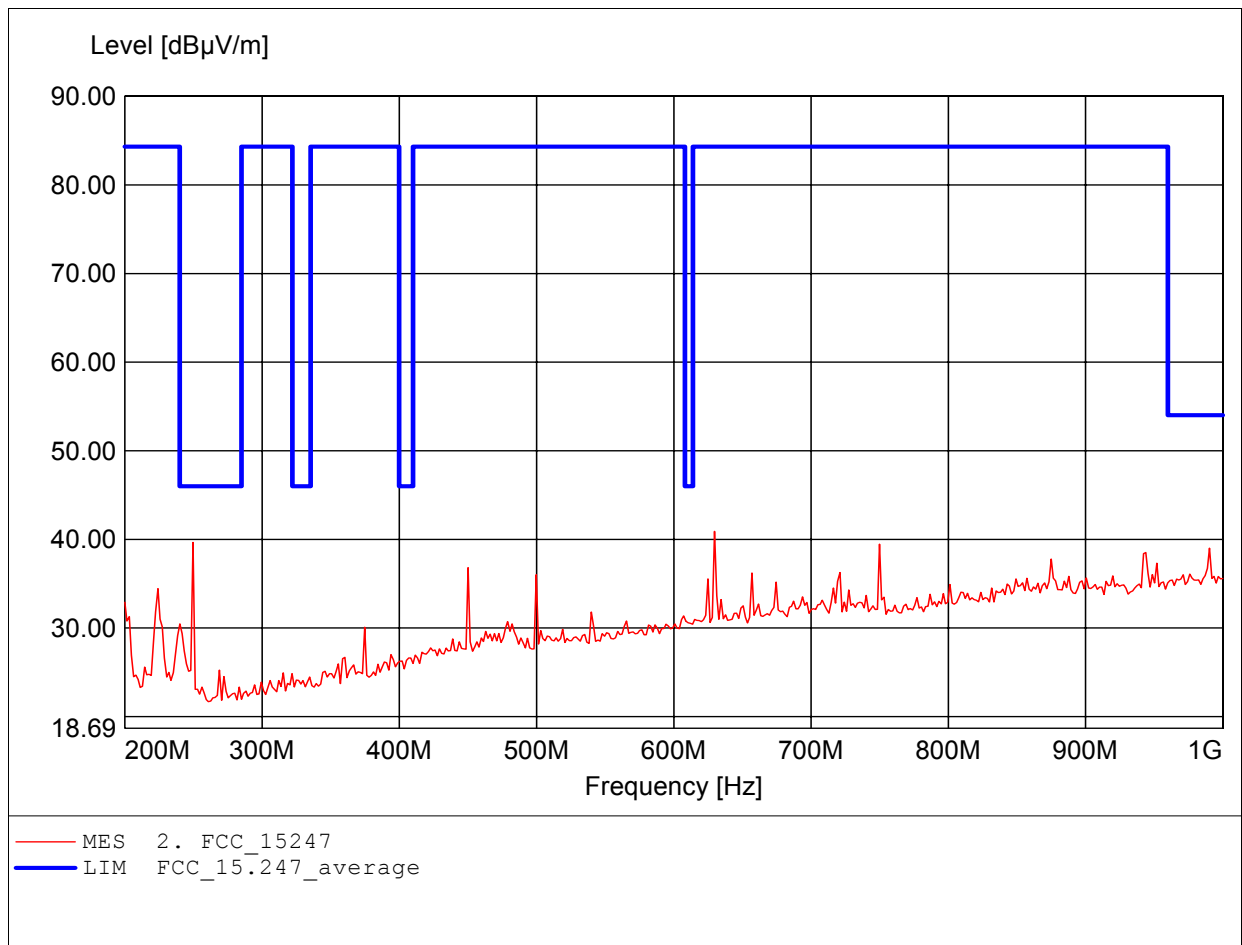
EUT: ProSafe 802.11g Wireless Access Point
MODEL NO.: WG102 11B CH11 Ant C
Approval Holder: Netgear Inc.
Test Site / Operator: ETS / Jay Chaing
Temperature/Voltage: Temp.: 23°C/ Unom.: 120 VAC (AC / DC Adapter)
Test Specification: according to §15.247
Comment 1: Dist.: 3m, Ant.: HL 223,
Freq: 990.381MHz, Emax: 41.24dBµV/m, RBW: 100kHz



Spurious emissions Field Strength

FCC RULES PART 15, SUBPART C

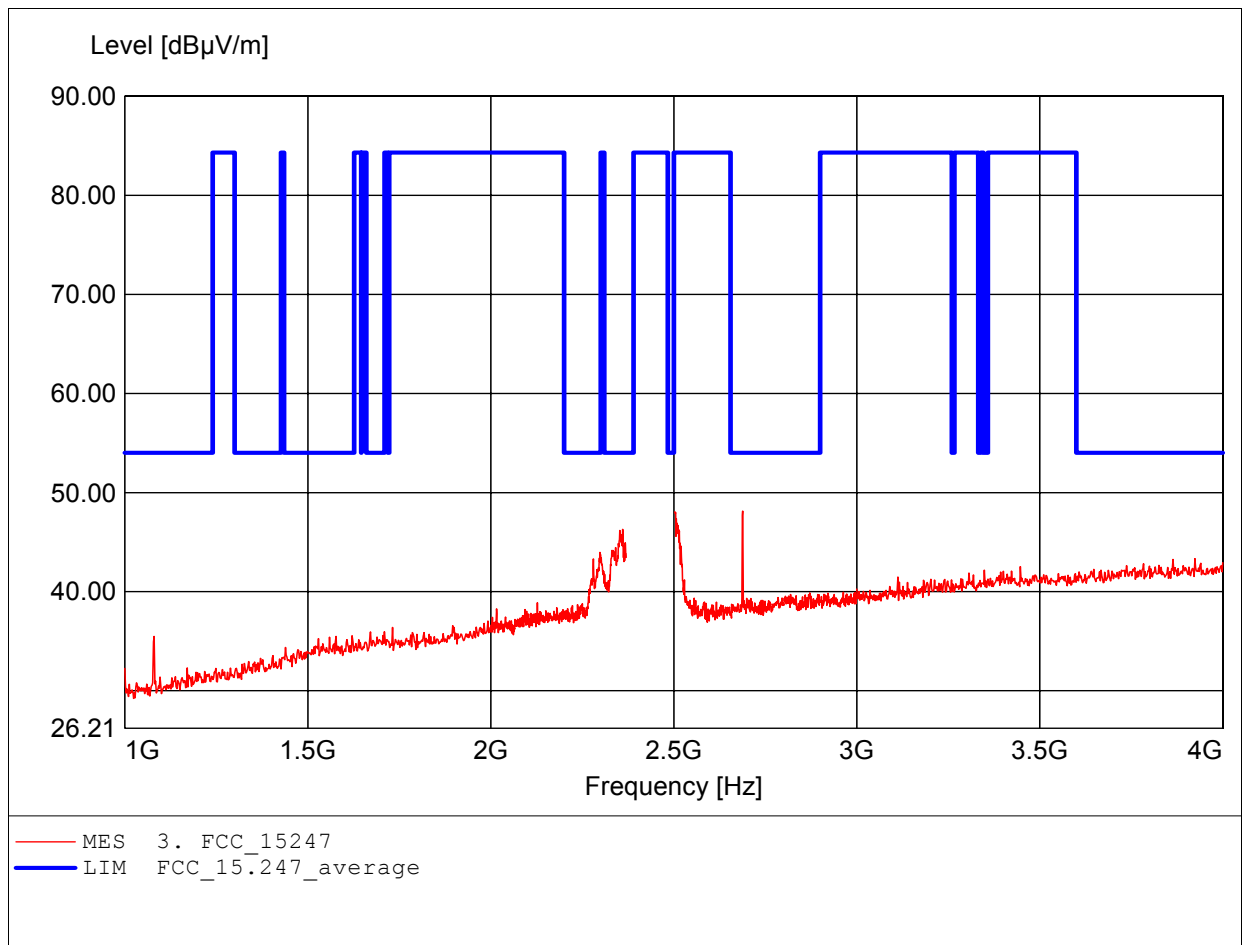
EUT: ProSafe 802.11g Wireless Access Point
MODEL NO.: WG102 11B CH11 Ant C
Approval Holder: Netgear Inc.
Test Site / Operator: ETS / Jay Chaing
Temperature/Voltage: Temp.: 23°C/ Unom.: 120 VAC (AC / DC Adapter)
Test Specification: according to §15.247
Comment 1: Dist.: 3m, Ant.: HL 223,
Freq: 629.659MHz, Emax: 40.89dBµV/m, RBW: 100kHz



Spurious emissions Field Strength

FCC RULES PART 15, SUBPART C

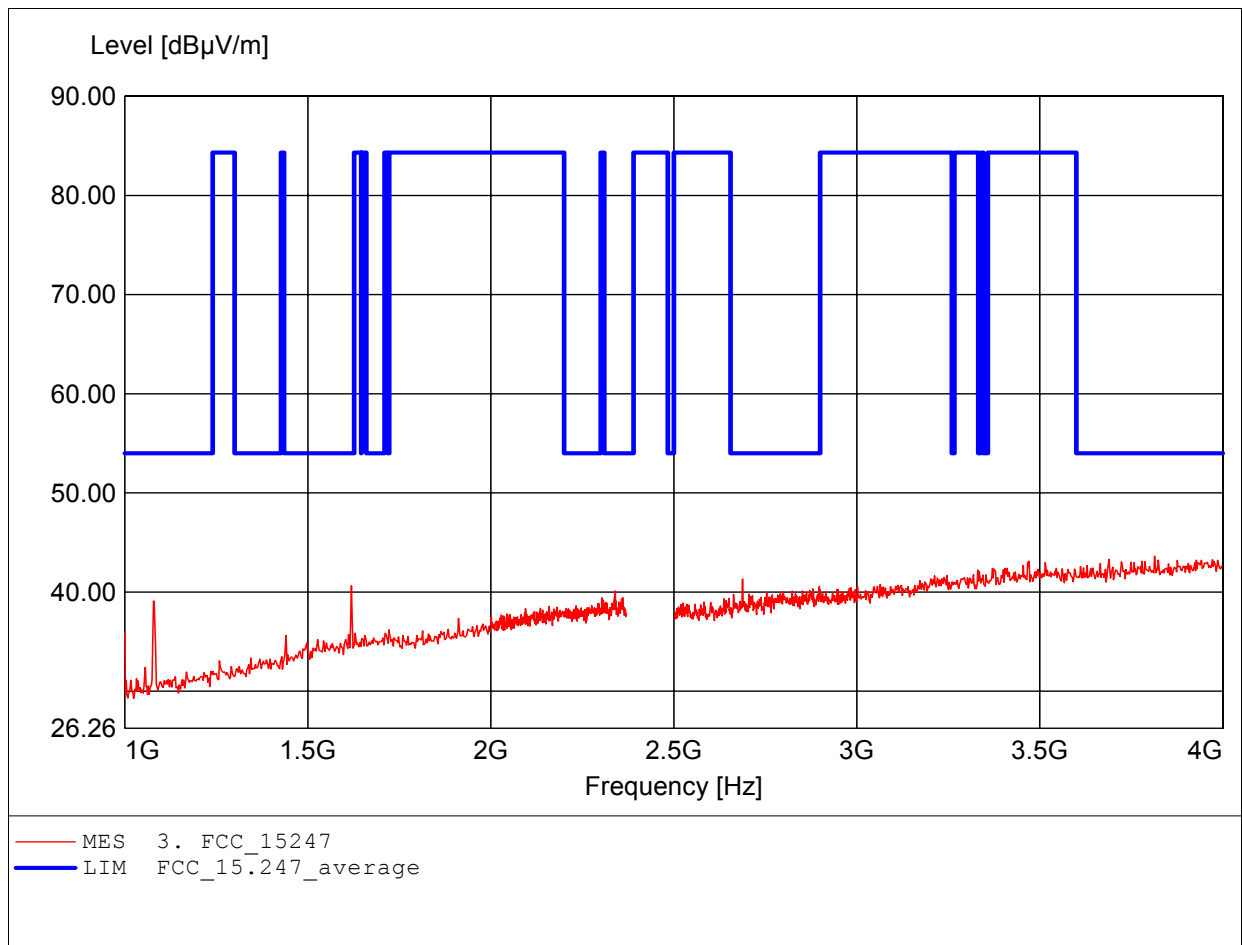
EUT: ProSafe 802.11g Wireless Access Point
MODEL NO.: WG102 11B CH11 Ant C
Approval Holder: Netgear Inc.
Test Site / Operator: ETS / Jay Chaing
Temperature/Voltage: Temp.: 23°C/ Unom.: 120 VAC (AC / DC Adapter)
Test Specification: according to §15.247, peak detector
Comment 1: Dist.: 3m, Ant.: HL025, amplif.
Freq: 2.688GHz, Emax: 48.14dBµV/m, RBW: 1MHz



Spurious emissions Field Strength

FCC RULES PART 15, SUBPART C

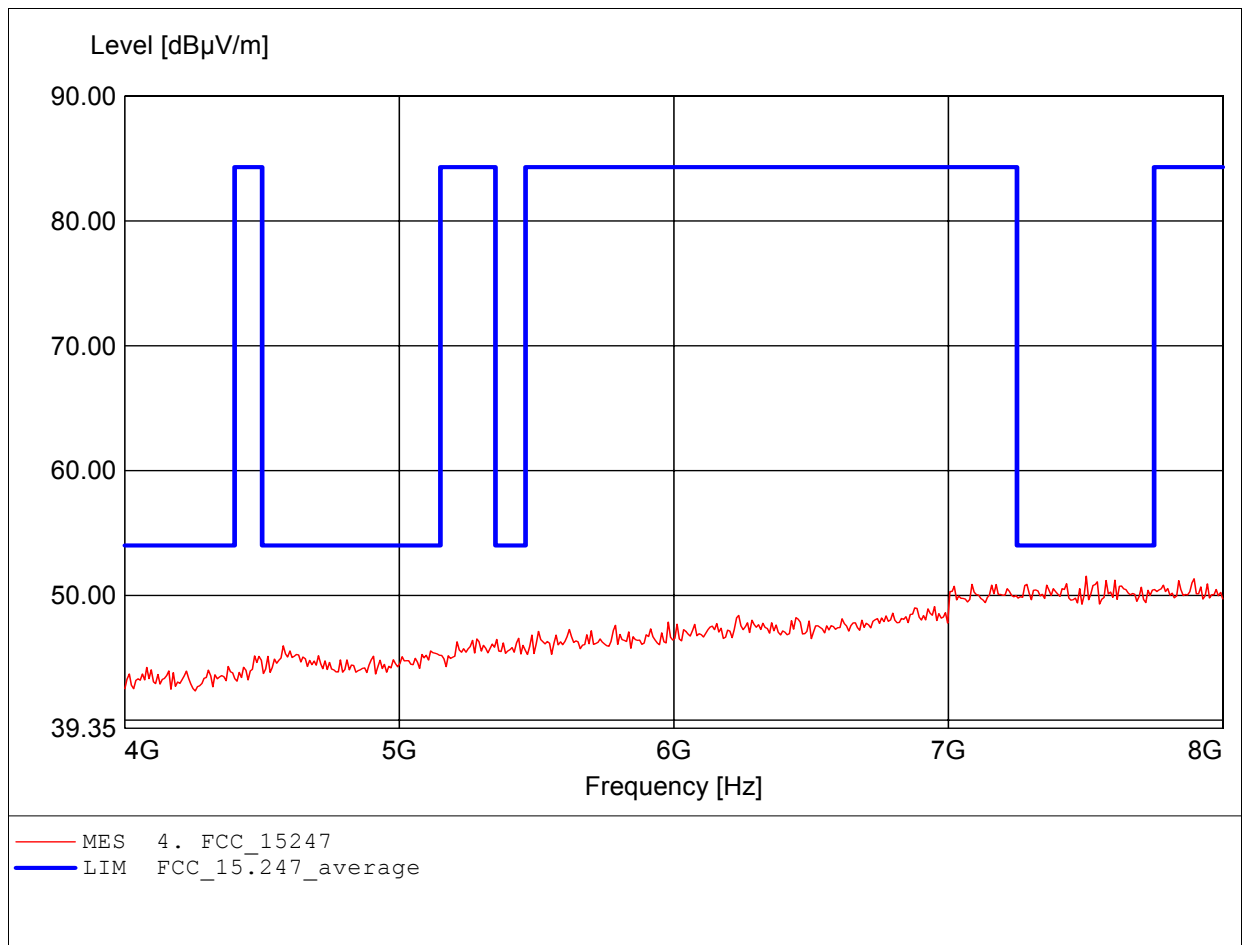
EUT: ProSafe 802.11g Wireless Access Point
MODEL NO.: WG102 11B CH11 Ant C
Approval Holder: Netgear Inc.
Test Site / Operator: ETS / Jay Chaing
Temperature/Voltage: Temp.: 23°C/ Unom.: 120 VAC (AC / DC Adapter)
Test Specification: according to §15.247, peak detector
Comment 1: Dist.: 3m, Ant.: HL025, amplif.
Freq: 3.814GHz, Emax: 43.61dBµV/m, RBW: 1MHz



Spurious emissions Field Strength

FCC RULES PART 15, SUBPART C

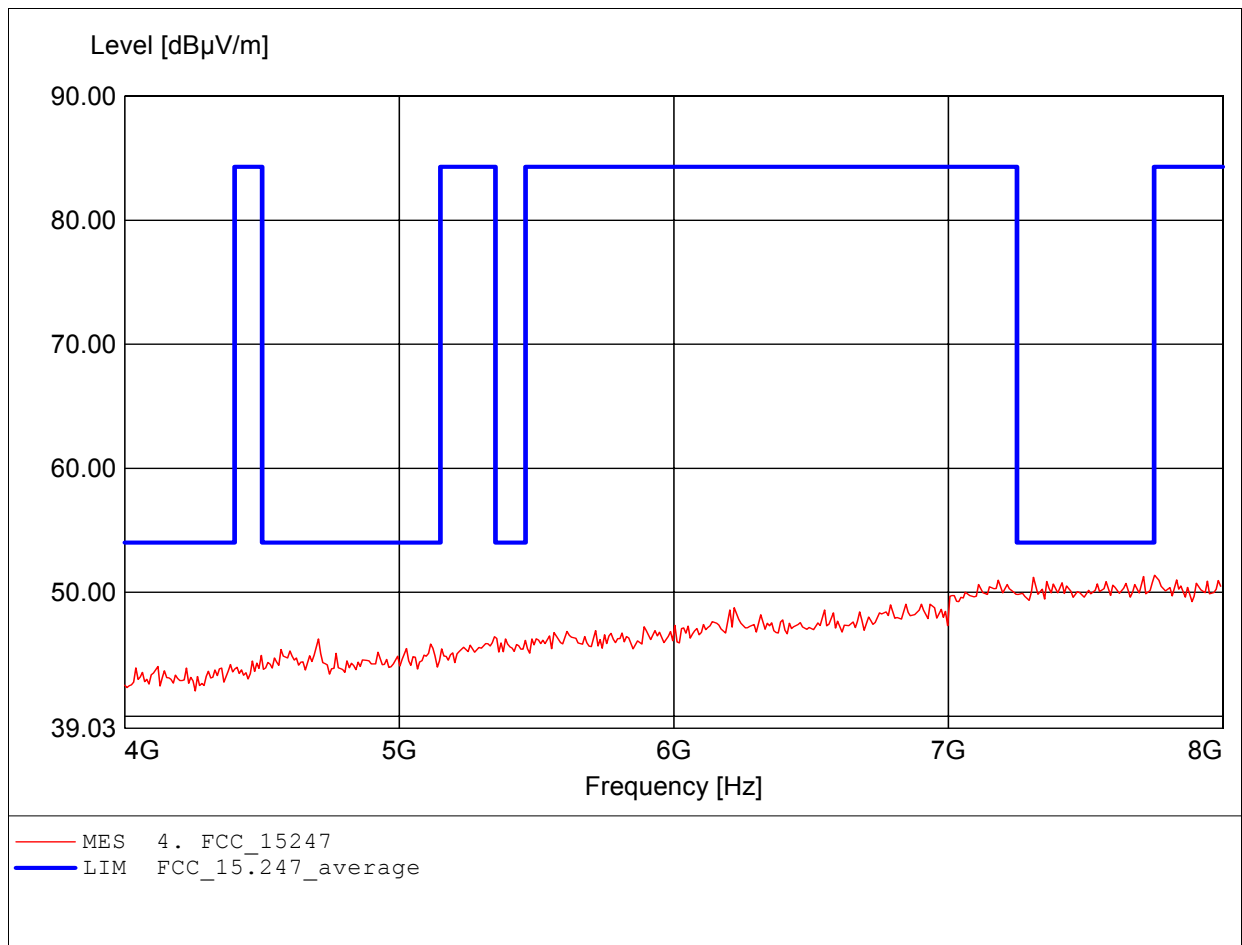
EUT: ProSafe 802.11g Wireless Access Point
MODEL NO.: WG102 11B CH11 Ant C
Approval Holder: Netgear Inc.
Test Site / Operator: ETS / Jay Chaing
Temperature/Voltage: Temp.: 23°C/ Unom.: 120 VAC (AC / DC Adapter)
Test Specification: according to §15.247, peak detector
Comment 1: Dist.: 3m, Ant.: HL025, ampl.+HP.
Freq: 7.503GHz, Emax: 51.53dBµV/m, RBW: 1MHz



Spurious emissions Field Strength

FCC RULES PART 15, SUBPART C

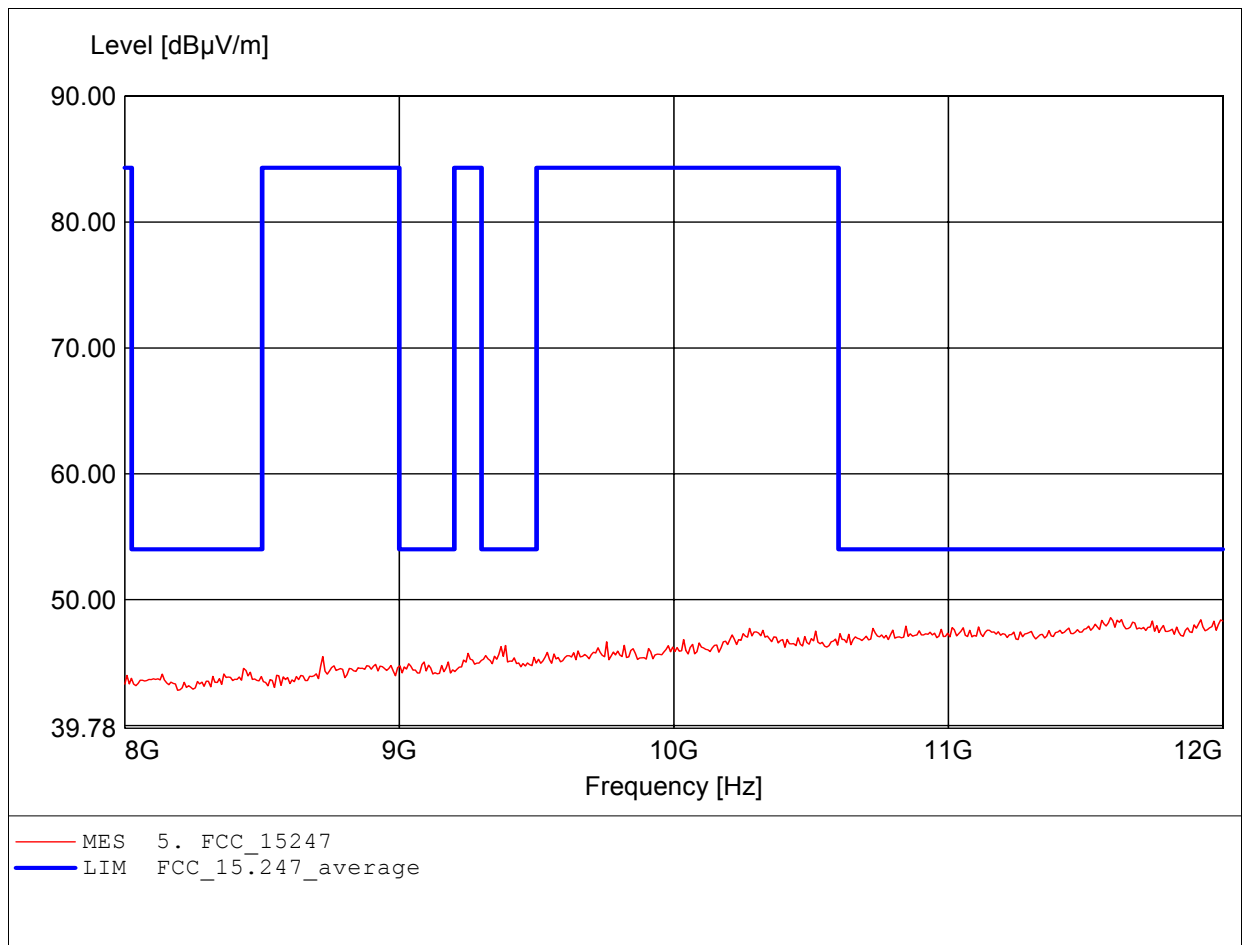
EUT: ProSafe 802.11g Wireless Access Point
MODEL NO.: WG102 11B CH11 Ant C
Approval Holder: Netgear Inc.
Test Site / Operator: ETS / Jay Chaing
Temperature/Voltage: Temp.: 23°C/ Unom.: 120 VAC (AC / DC Adapter)
Test Specification: according to §15.247, peak detector
Comment 1: Dist.: 3m, Ant.: HL025, ampl.+HP.
Freq: 7.752GHz, Emax: 51.37dBμV/m, RBW: 1MHz



Spurious emissions Field Strength

FCC RULES PART 15, SUBPART C

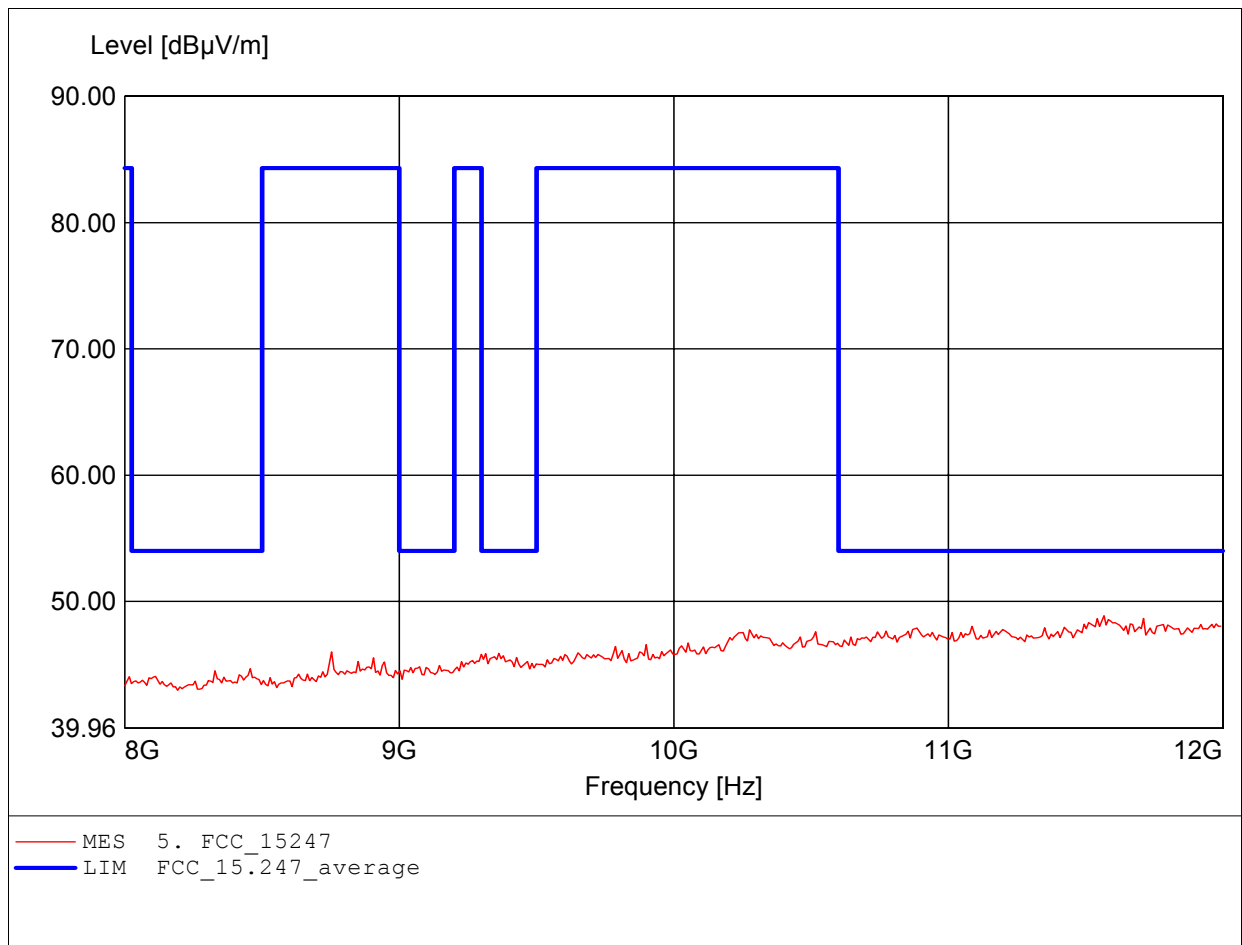
EUT: ProSafe 802.11g Wireless Access Point
MODEL NO.: WG102 11B CH11 Ant C
Approval Holder: Netgear Inc.
Test Site / Operator: ETS / Jay Chaing
Temperature/Voltage: Temp.: 23°C/ Unom.: 120 VAC (AC / DC Adapter)
Test Specification: according to §15.247, peak detector
Comment 1: Dist.: 3m, Ant.: HL025, ampl.+HP.
Freq: 11.591GHz, Emax: 48.56dBμV/m, RBW: 1MHz



Spurious emissions Field Strength

FCC RULES PART 15, SUBPART C

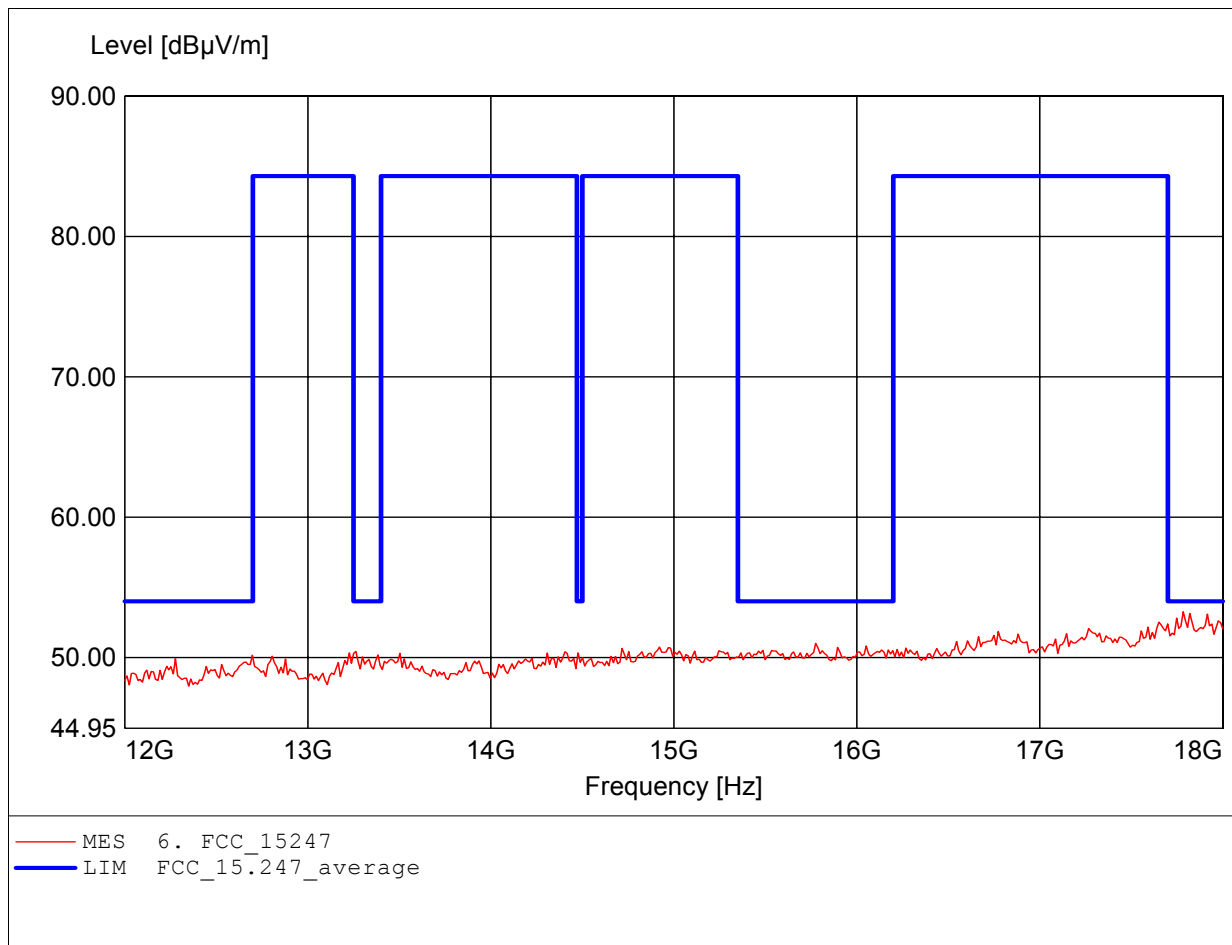
EUT: ProSafe 802.11g Wireless Access Point
MODEL NO.: WG102 11B CH11 Ant C
Approval Holder: Netgear Inc.
Test Site / Operator: ETS / Jay Chaing
Temperature/Voltage: Temp.: 23°C/ Unom.: 120 VAC (AC / DC Adapter)
Test Specification: according to §15.247, peak detector
Comment 1: Dist.: 3m, Ant.: HL025, ampl.+HP.
Freq: 11.567GHz, Emax: 48.87dBμV/m, RBW: 1MHz



Spurious emissions Field Strength

FCC RULES PART 15, SUBPART C

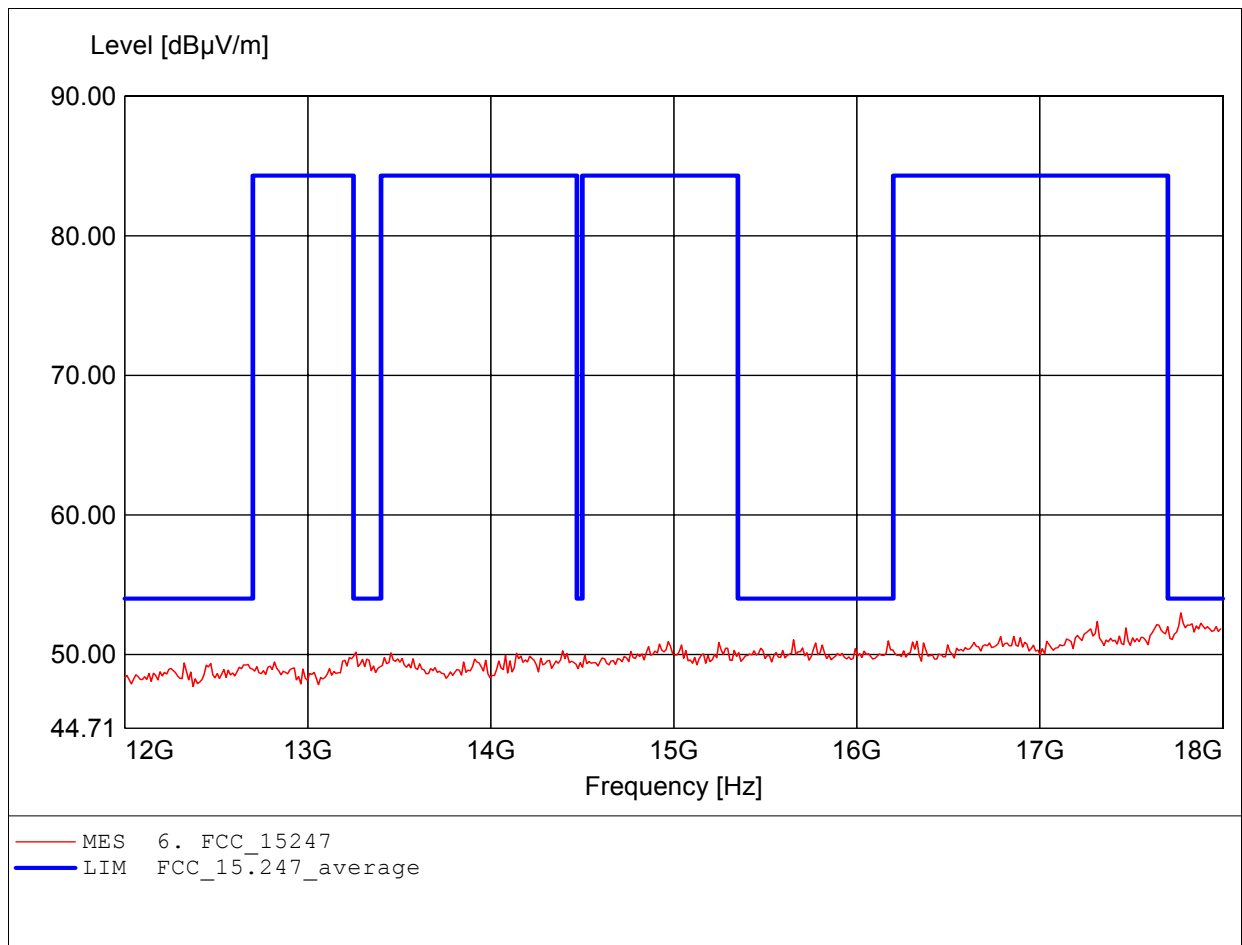
EUT: ProSafe 802.11g Wireless Access Point
MODEL NO.: WG102 11B CH11 Ant C
Approval Holder: Netgear Inc.
Test Site / Operator: ETS / Jay Chaing
Temperature/Voltage: Temp.: 23°C/ Unom.: 120 VAC (AC / DC Adapter)
Test Specification: according to §15.247, peak detector
Comment 1: Dist.: 3m, Ant.: HL025, ampl.+HP.
Freq: 17.784GHz, Emax: 53.25dBµV/m, RBW: 1MHz



Spurious emissions Field Strength

FCC RULES PART 15, SUBPART C

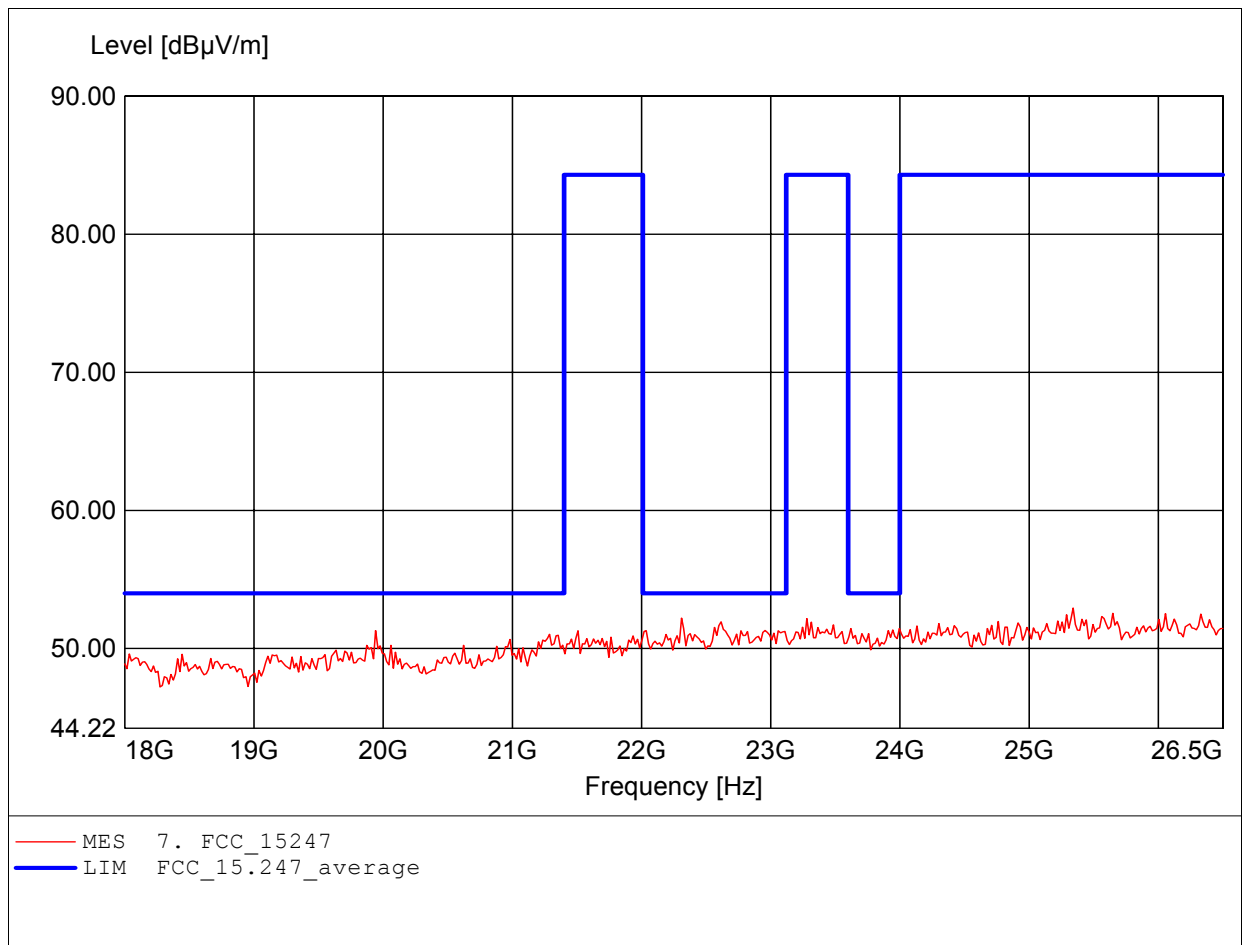
EUT: ProSafe 802.11g Wireless Access Point
MODEL NO.: WG102 11B CH11 Ant C
Approval Holder: Netgear Inc.
Test Site / Operator: ETS / Jay Chaing
Temperature/Voltage: Temp.: 23°C/ Unom.: 120 VAC (AC / DC Adapter)
Test Specification: according to §15.247, peak detector
Comment 1: Dist.: 3m, Ant.: HL025, ampl.+HP.
Freq: 17.772GHz, Emax: 52.98dBμV/m, RBW: 1MHz



Spurious emissions Field Strength

FCC RULES PART 15, SUBPART C

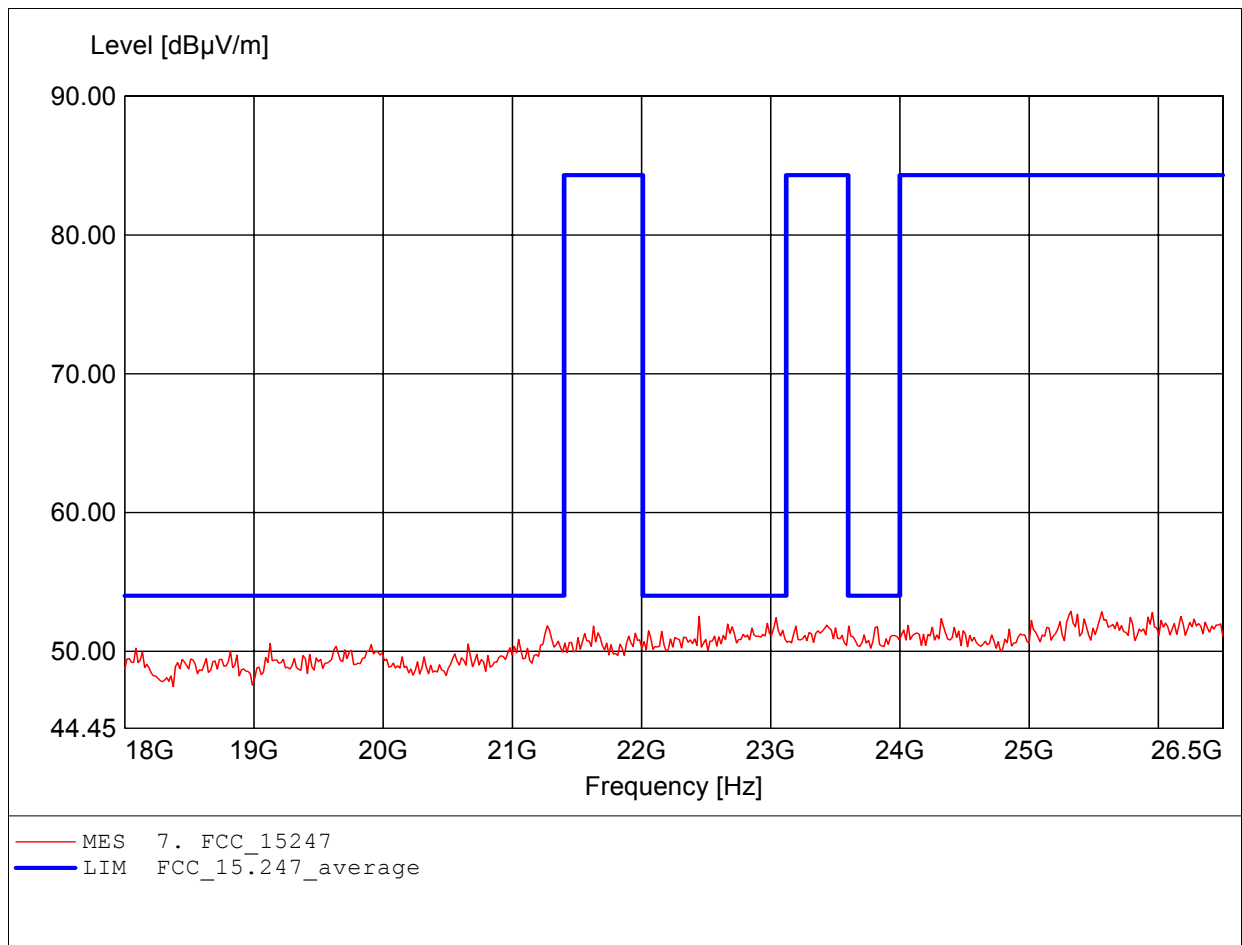
EUT: ProSafe 802.11g Wireless Access Point
MODEL NO.: WG102 11B CH11 Ant C
Approval Holder: Netgear Inc.
Test Site / Operator: ETS / Jay Chaing
Temperature/Voltage: Temp.: 23°C/ Unom.: 230 VAC (AC / DC Adapter)
Test Specification: according to §15.247, peak detector
Comment 1: Dist.: 3m, Ant.: HL025, amplif.
Freq: 25.342GHz, Emax: 52.93dBμV/m, RBW: 1MHz



Spurious emissions Field Strength

FCC RULES PART 15, SUBPART C

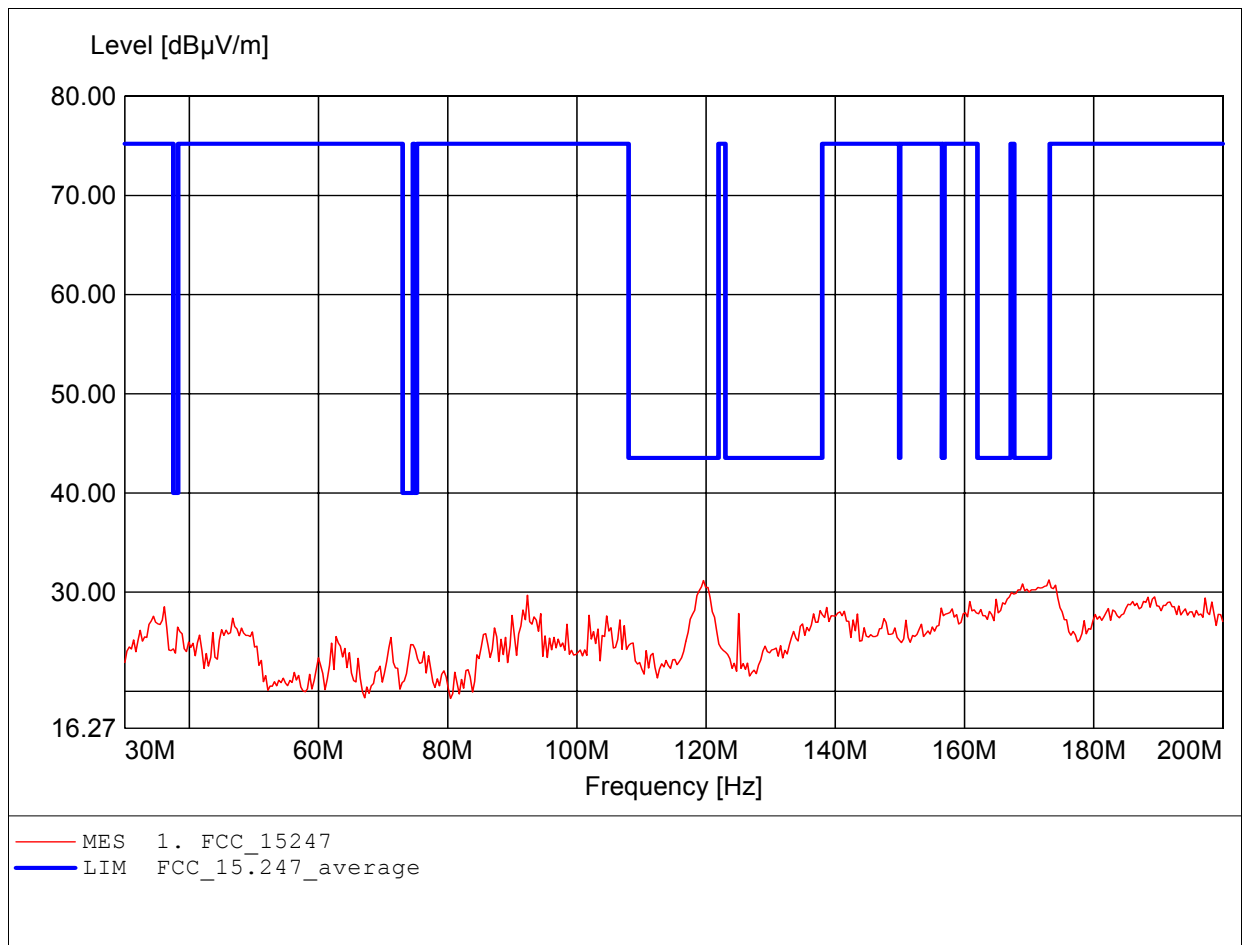
EUT: ProSafe 802.11g Wireless Access Point
MODEL NO.: WG102 11B CH11 Ant C
Approval Holder: Netgear Inc.
Test Site / Operator: ETS / Jay Chaing
Temperature/Voltage: Temp.: 23°C/ Unom.: 230 VAC (AC / DC Adapter)
Test Specification: according to §15.247, peak detector
Comment 1: Dist.: 3m, Ant.: HL025, amplif.
Freq: 25.325GHz, Emax: 52.88dBμV/m, RBW: 1MHz



Spurious emissions Field Strength

FCC RULES PART 15, SUBPART C

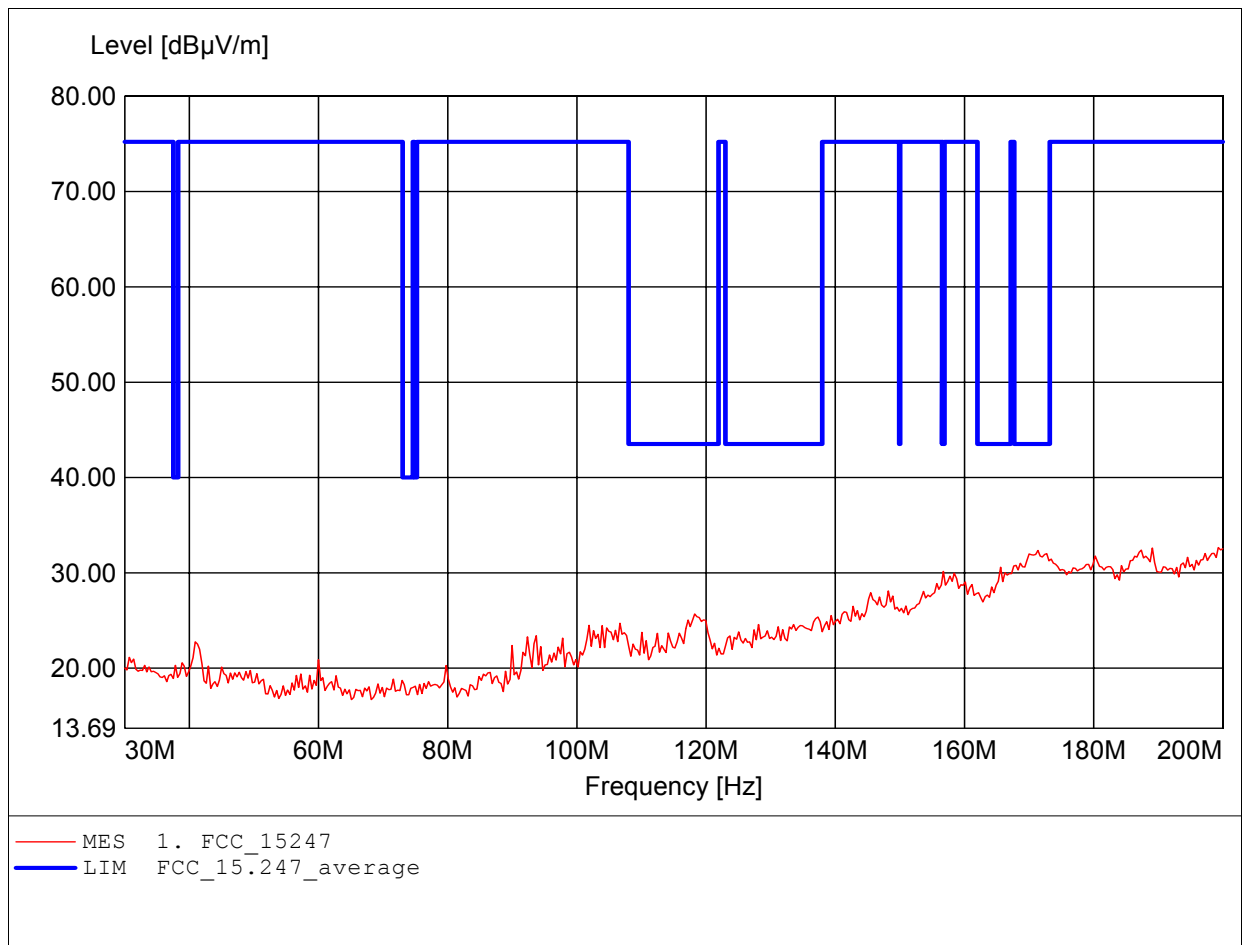
EUT: ProSafe 802.11g Wireless Access Point
MODEL NO.: WG102 11B CH1 Ant D
Approval Holder: Netgear Inc.
Test Site / Operator: ETS / Jay Chaing
Temperature/Voltage: Temp.: 23°C/ Unom.: 120 VAC (AC / DC Adapter)
Test Specification: according to §15.247
Comment 1: Dist.: 3m, Ant.: HK 116
Freq: 173.086MHz, Emax: 31.23dBµV/m, RBW: 100kHz



Spurious emissions Field Strength

FCC RULES PART 15, SUBPART C

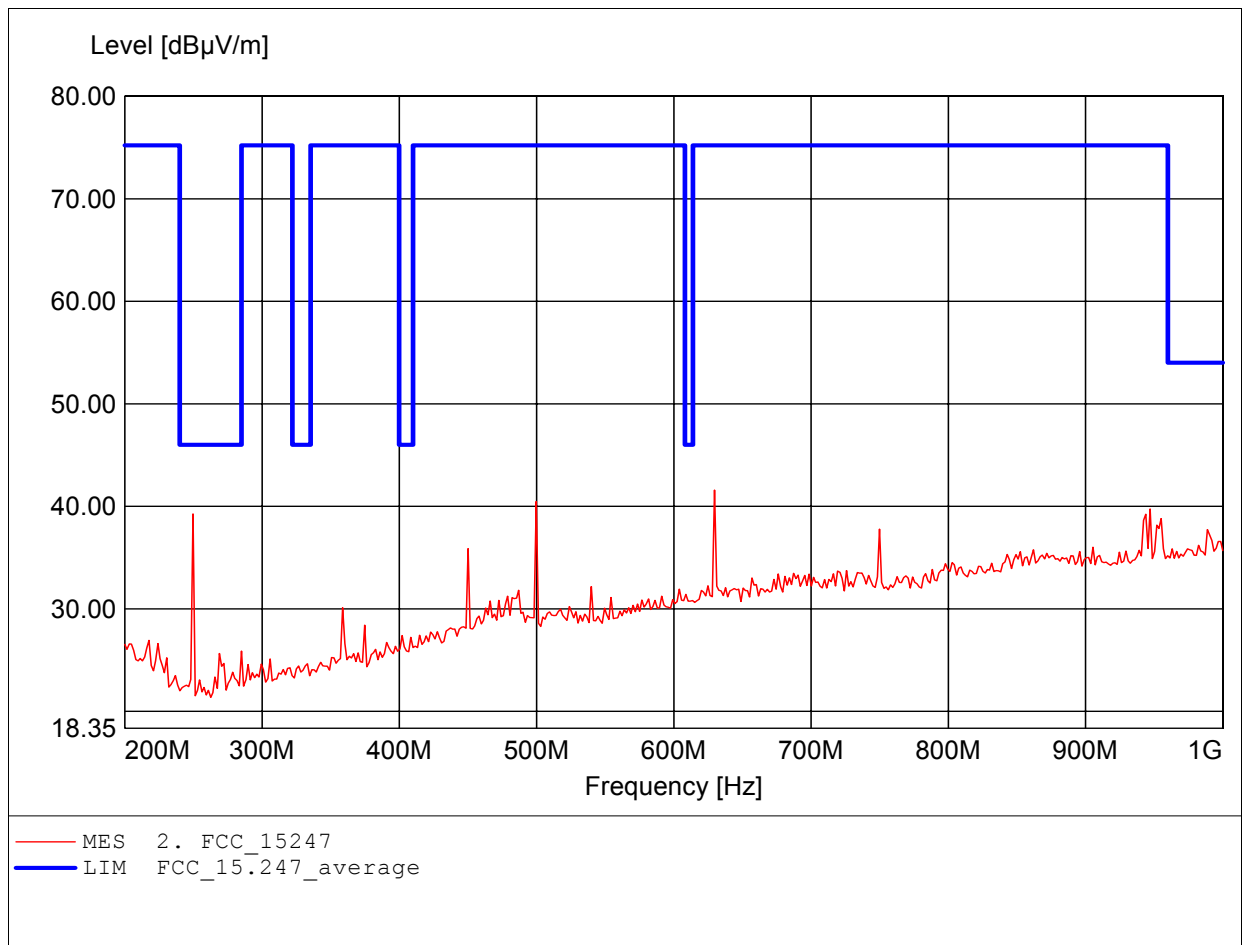
EUT: ProSafe 802.11g Wireless Access Point
MODEL NO.: WG102 11B CH1 Ant D
Approval Holder: Netgear Inc.
Test Site / Operator: ETS / Jay Chaing
Temperature/Voltage: Temp.: 23°C/ Unom.: 120 VAC (AC / DC Adapter)
Test Specification: according to §15.247
Comment 1: Dist.: 3m, Ant.: HK 116
Freq: 199.319MHz, Emax: 32.64dBµV/m, RBW: 100kHz



Spurious emissions Field Strength

FCC RULES PART 15, SUBPART C

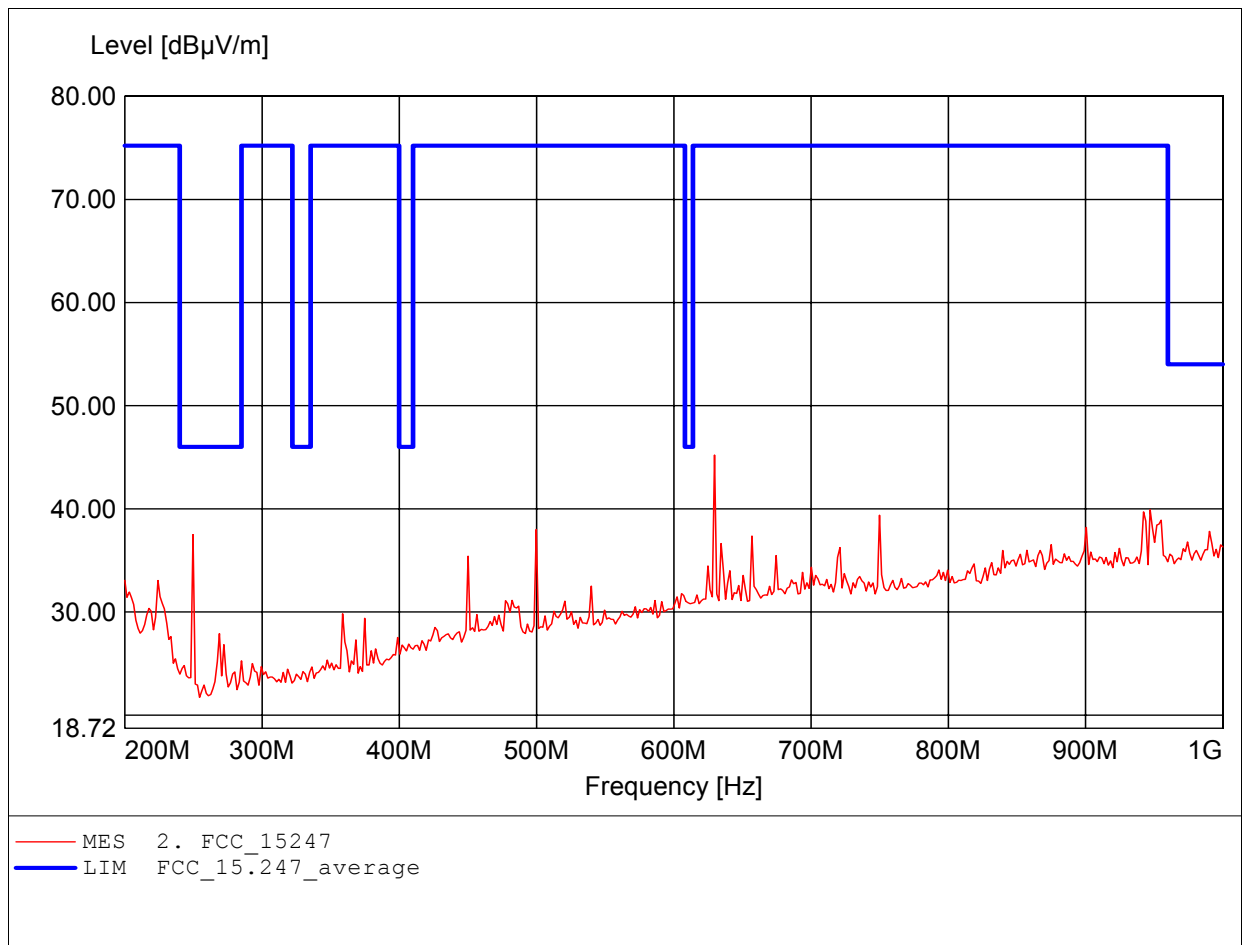
EUT: ProSafe 802.11g Wireless Access Point
MODEL NO.: WG102 11B CH1 Ant D
Approval Holder: Netgear Inc.
Test Site / Operator: ETS / Jay Chaing
Temperature/Voltage: Temp.: 23°C/ Unom.: 120 VAC (AC / DC Adapter)
Test Specification: according to §15.247
Comment 1: Dist.: 3m, Ant.: HL 223,
Freq: 629.659MHz, Emax: 41.58dBµV/m, RBW: 100kHz



Spurious emissions Field Strength

FCC RULES PART 15, SUBPART C

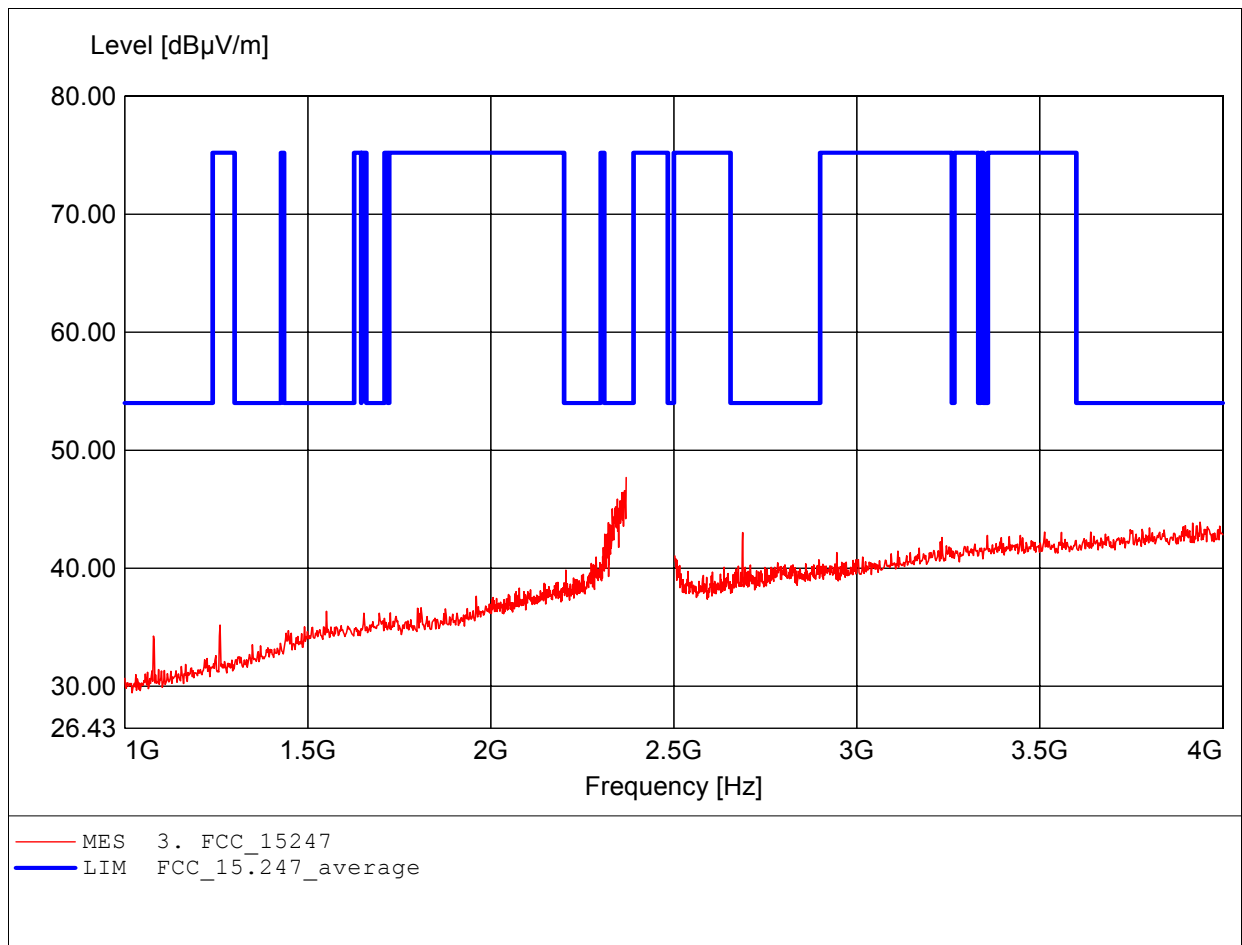
EUT: ProSafe 802.11g Wireless Access Point
MODEL NO.: WG102 11B CH1 Ant D
Approval Holder: Netgear Inc.
Test Site / Operator: ETS / Jay Chaing
Temperature/Voltage: Temp.: 23°C/ Unom.: 120 VAC (AC / DC Adapter)
Test Specification: according to §15.247
Comment 1: Dist.: 3m, Ant.: HL 223,
Freq: 629.659MHz, Emax: 45.22dBµV/m, RBW: 100kHz



Spurious emissions Field Strength

FCC RULES PART 15, SUBPART C

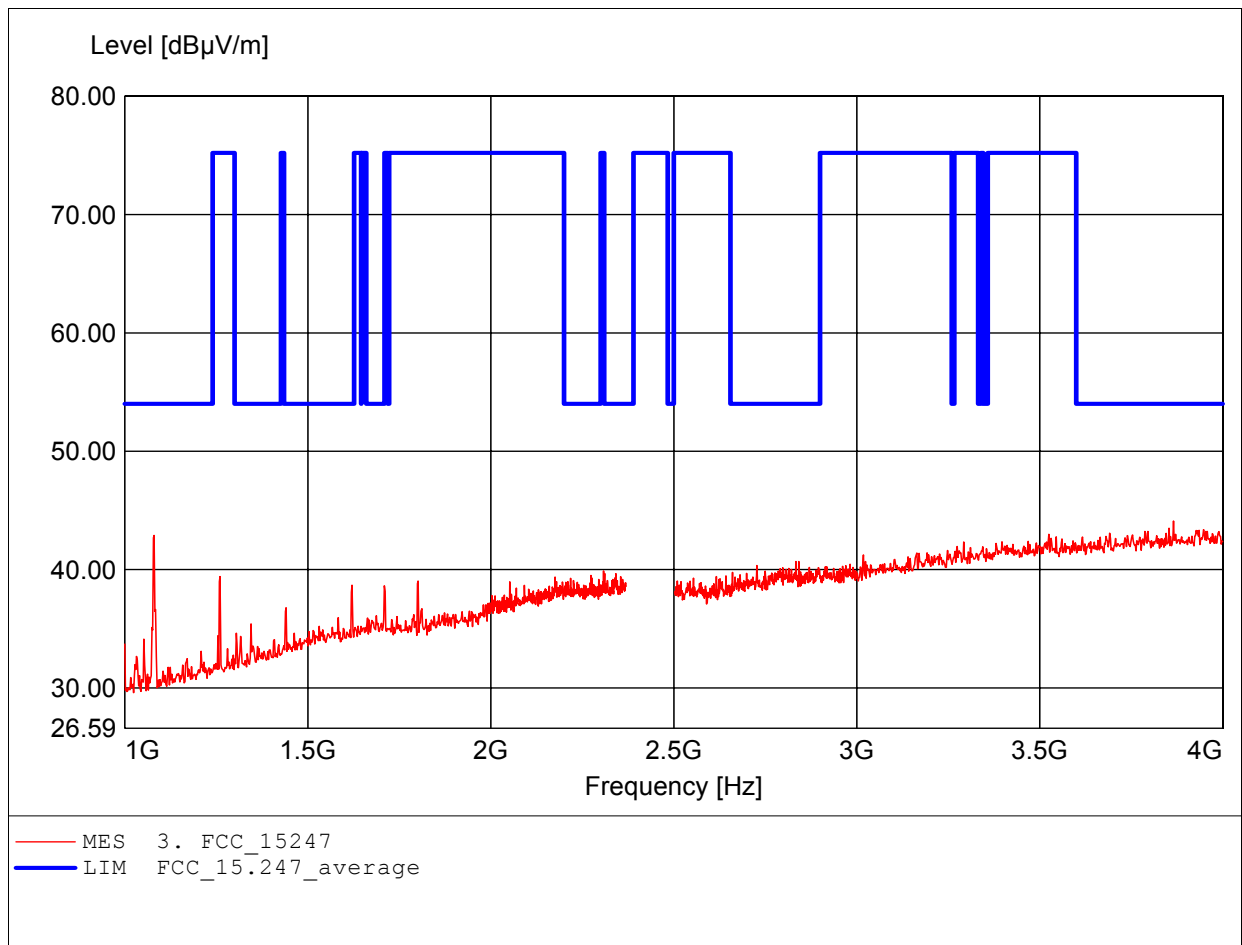
EUT: ProSafe 802.11g Wireless Access Point
MODEL NO.: WG102 11B CH1 Ant D
Approval Holder: Netgear Inc.
Test Site / Operator: ETS / Jay Chaing
Temperature/Voltage: Temp.: 23°C/ Unom.: 120 VAC (AC / DC Adapter)
Test Specification: according to §15.247, peak detector
Comment 1: Dist.: 3m, Ant.: HL025, amplif.
Freq: 2.370GHz, Emax: 47.69dBµV/m, RBW: 1MHz



Spurious emissions Field Strength

FCC RULES PART 15, SUBPART C

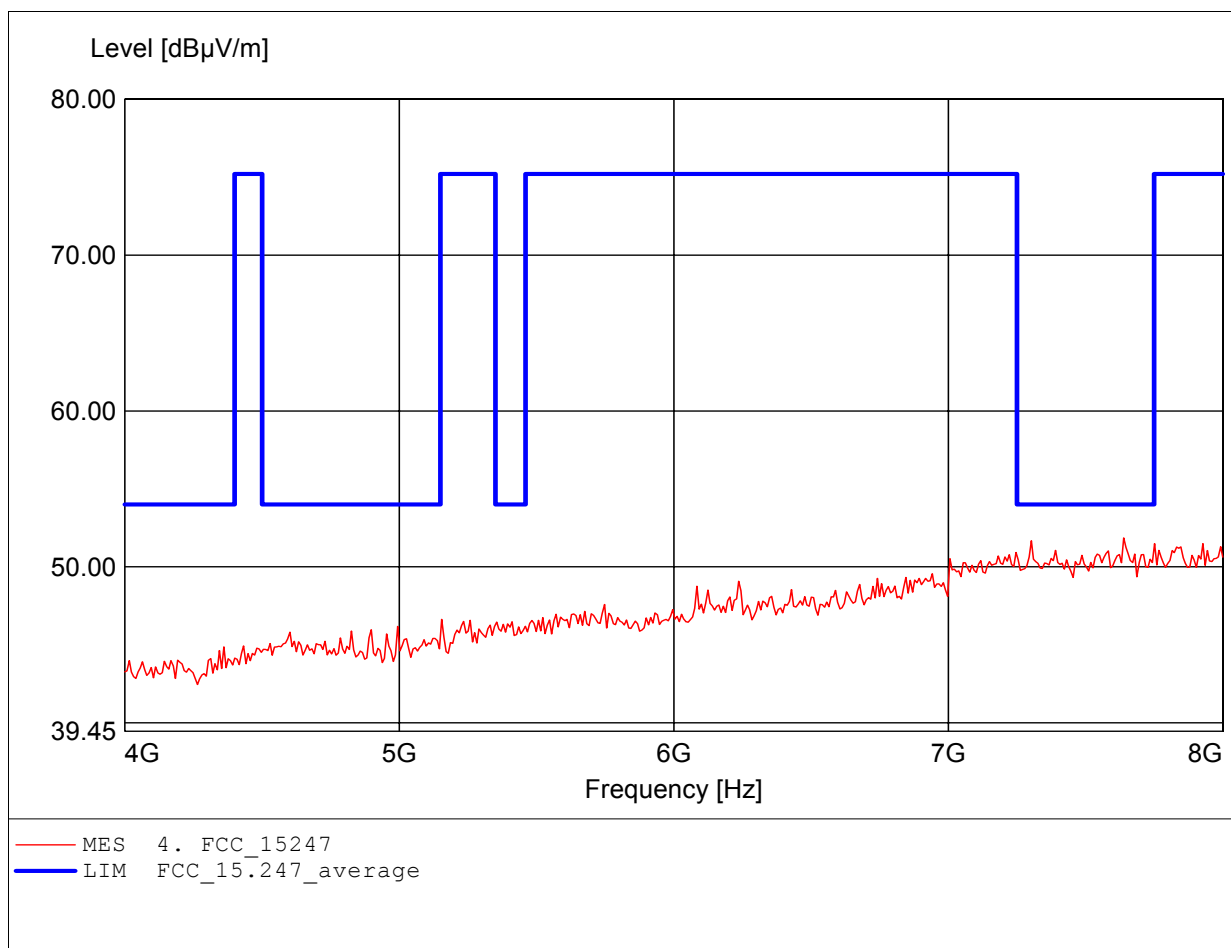
EUT: ProSafe 802.11g Wireless Access Point
MODEL NO.: WG102 11B CH1 Ant D
Approval Holder: Netgear Inc.
Test Site / Operator: ETS / Jay Chaing
Temperature/Voltage: Temp.: 23°C/ Unom.: 120 VAC (AC / DC Adapter)
Test Specification: according to §15.247, peak detector
Comment 1: Dist.: 3m, Ant.: HL025, amplif.
Freq: 3.866GHz, Emax: 44.10dBµV/m, RBW: 1MHz



Spurious emissions Field Strength

FCC RULES PART 15, SUBPART C

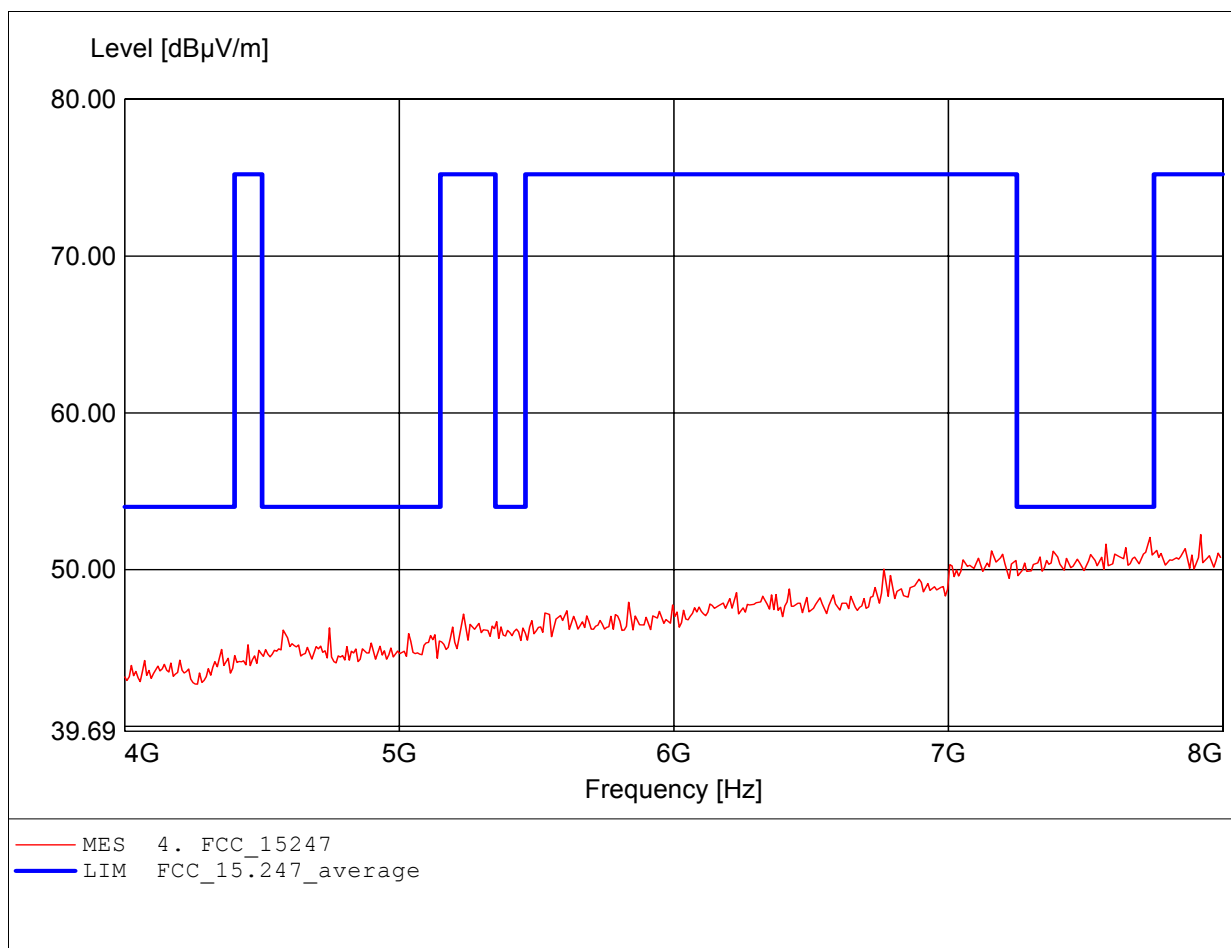
EUT: ProSafe 802.11g Wireless Access Point
MODEL NO.: WG102 11B CH1 Ant D
Approval Holder: Netgear Inc.
Test Site / Operator: ETS / Jay Chaing
Temperature/Voltage: Temp.: 23°C/ Unom.: 120 VAC (AC / DC Adapter)
Test Specification: according to §15.247, peak detector
Comment 1: Dist.: 3m, Ant.: HL025, ampl.+HP.
Freq: 7.639GHz, Emax: 51.86dBµV/m, RBW: 1MHz



Spurious emissions Field Strength

FCC RULES PART 15, SUBPART C

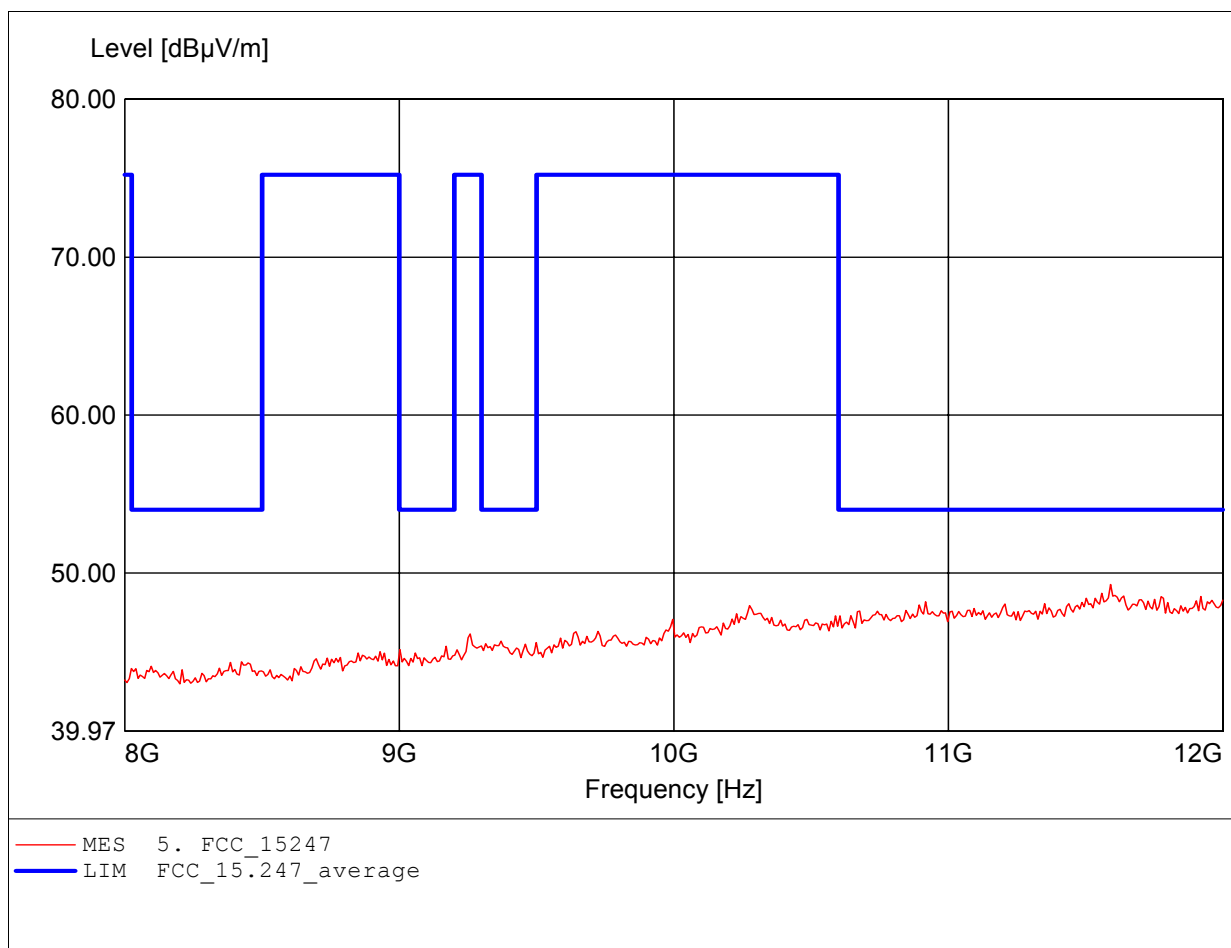
EUT: ProSafe 802.11g Wireless Access Point
MODEL NO.: WG102 11B CH1 Ant D
Approval Holder: Netgear Inc.
Test Site / Operator: ETS / Jay Chaing
Temperature/Voltage: Temp.: 23°C/ Unom.: 120 VAC (AC / DC Adapter)
Test Specification: according to §15.247, peak detector
Comment 1: Dist.: 3m, Ant.: HL025, ampl.+HP.
Freq: 7.920GHz, Emax: 52.23dBµV/m, RBW: 1MHz



Spurious emissions Field Strength

FCC RULES PART 15, SUBPART C

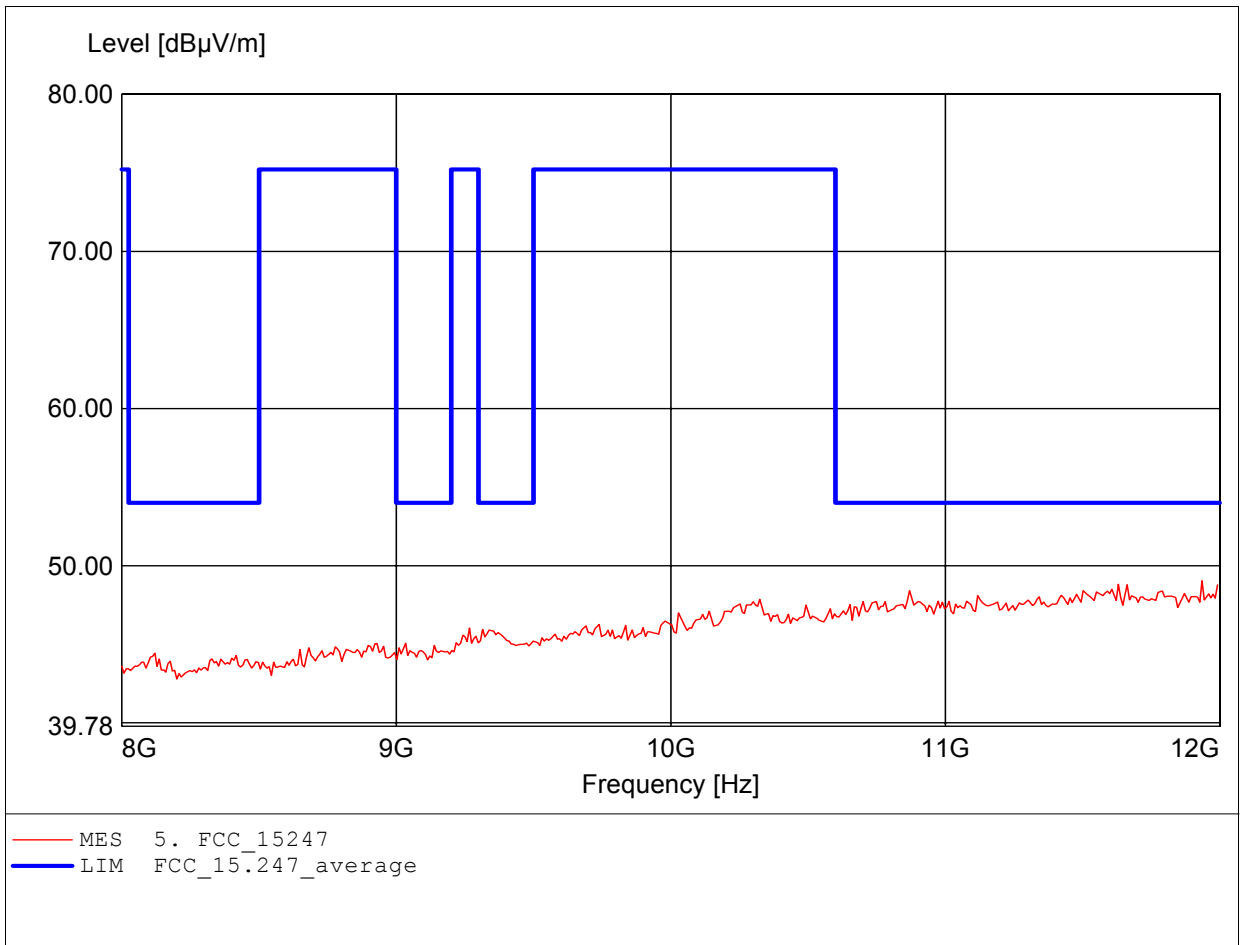
EUT: ProSafe 802.11g Wireless Access Point
MODEL NO.: WG102 11B CH1 Ant D
Approval Holder: Netgear Inc.
Test Site / Operator: ETS / Jay Chaing
Temperature/Voltage: Temp.: 23°C/ Unom.: 120 VAC (AC / DC Adapter)
Test Specification: according to §15.247, peak detector
Comment 1: Dist.: 3m, Ant.: HL025, ampl.+HP.
Freq: 11.591GHz, Emax: 49.26dBμV/m, RBW: 1MHz



Spurious emissions Field Strength

FCC RULES PART 15, SUBPART C

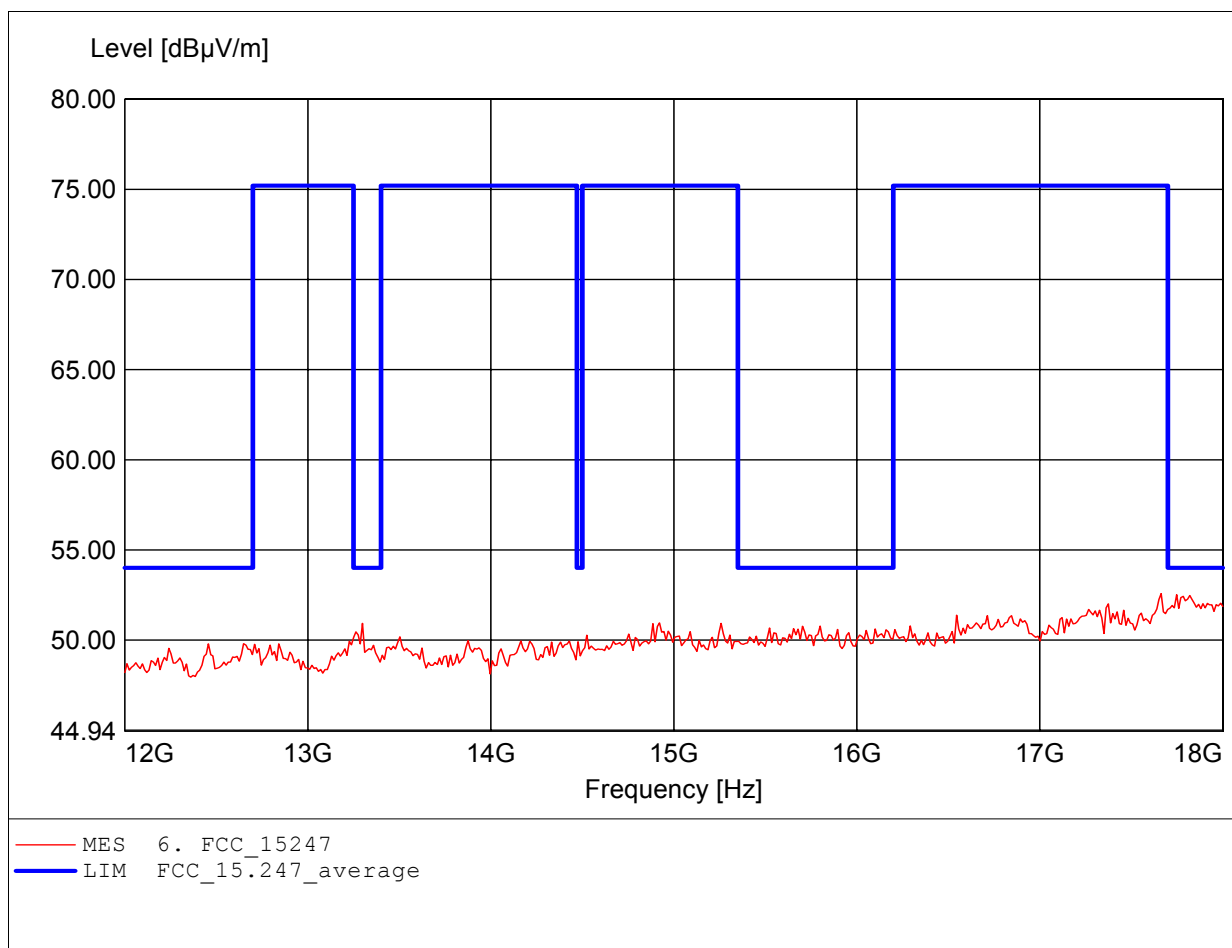
EUT: ProSafe 802.11g Wireless Access Point
MODEL NO.: WG102 11B CH1 Ant D
Approval Holder: Netgear Inc.
Test Site / Operator: ETS / Jay Chaing
Temperature/Voltage: Temp.: 23°C/ Unom.: 120 VAC (AC / DC Adapter)
Test Specification: according to §15.247, peak detector
Comment 1: Dist.: 3m, Ant.: HL025, ampl.+HP.
Freq: 11.936GHz, Emax: 49.04dBμV/m, RBW: 1MHz



Spurious emissions Field Strength

FCC RULES PART 15, SUBPART C

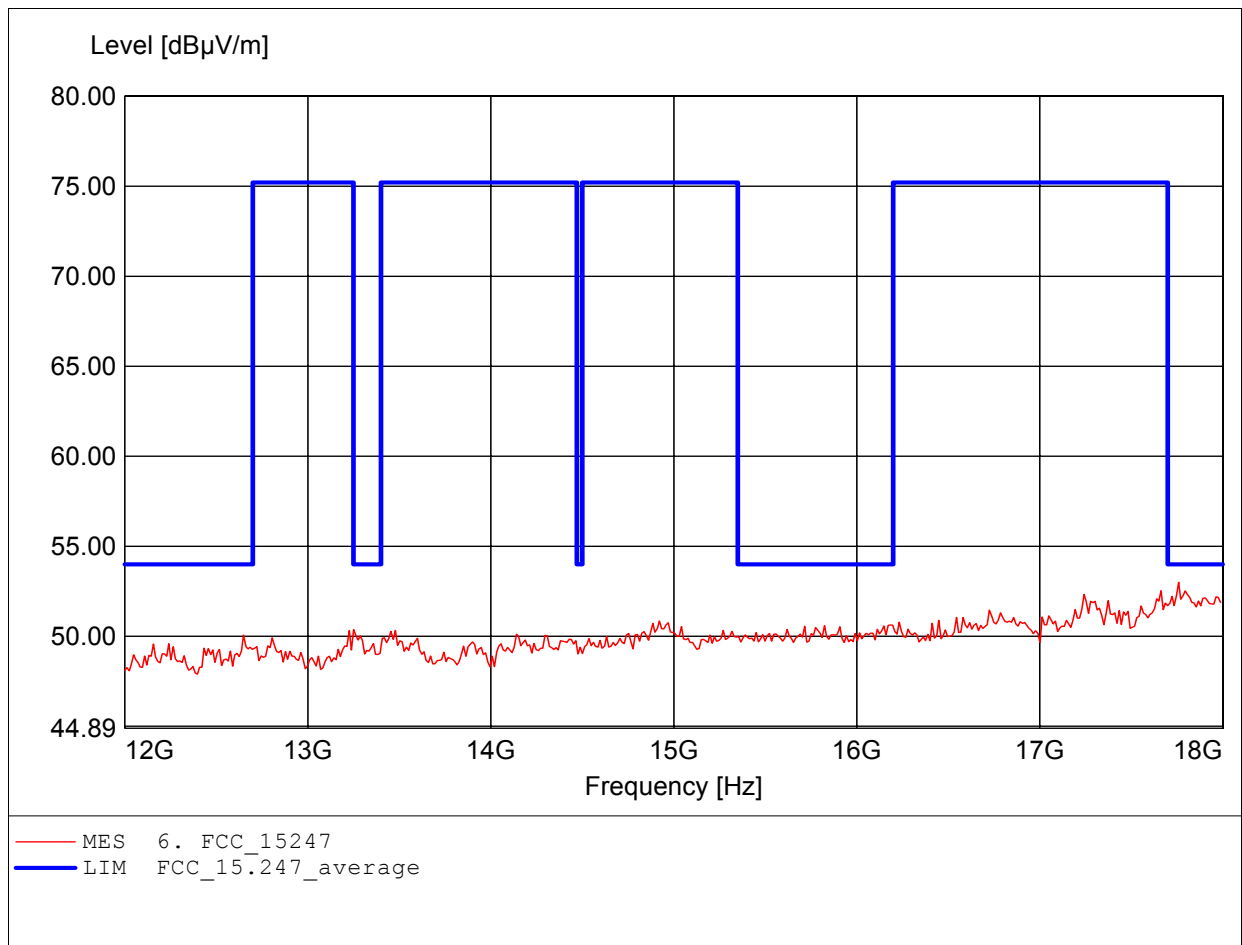
EUT: ProSafe 802.11g Wireless Access Point
MODEL NO.: WG102 11B CH1 Ant D
Approval Holder: Netgear Inc.
Test Site / Operator: ETS / Jay Chaing
Temperature/Voltage: Temp.: 23°C/ Unom.: 120 VAC (AC / DC Adapter)
Test Specification: according to §15.247, peak detector
Comment 1: Dist.: 3m, Ant.: HL025, ampl.+HP.
Freq: 17.663GHz, Emax: 52.57dBµV/m, RBW: 1MHz



Spurious emissions Field Strength

FCC RULES PART 15, SUBPART C

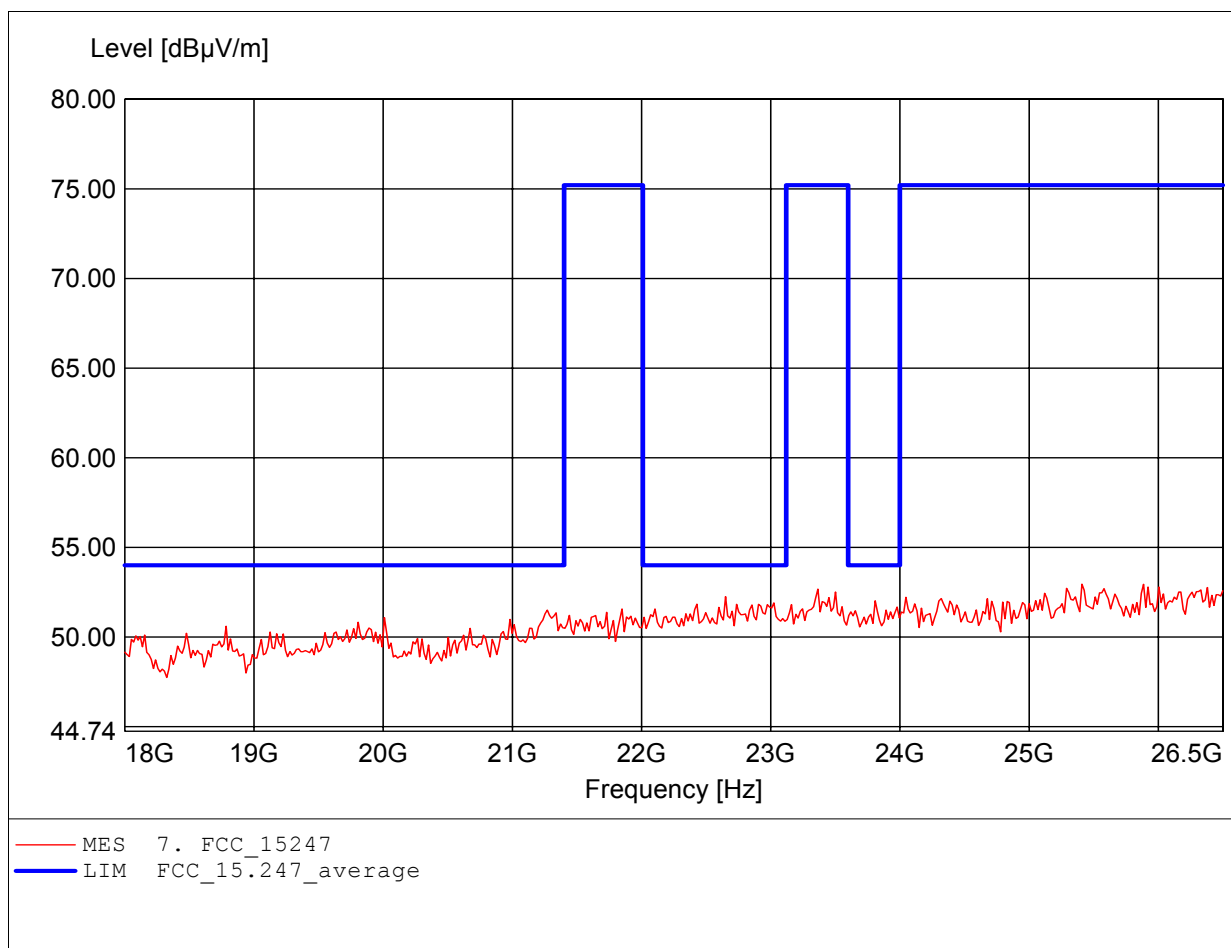
EUT: ProSafe 802.11g Wireless Access Point
MODEL NO.: WG102 11B CH1 Ant D
Approval Holder: Netgear Inc.
Test Site / Operator: ETS / Jay Chaing
Temperature/Voltage: Temp.: 23°C/ Unom.: 120 VAC (AC / DC Adapter)
Test Specification: according to §15.247, peak detector
Comment 1: Dist.: 3m, Ant.: HL025, ampl.+HP.
Freq: 17.760GHz, Emax: 53.00dBµV/m, RBW: 1MHz



Spurious emissions Field Strength

FCC RULES PART 15, SUBPART C

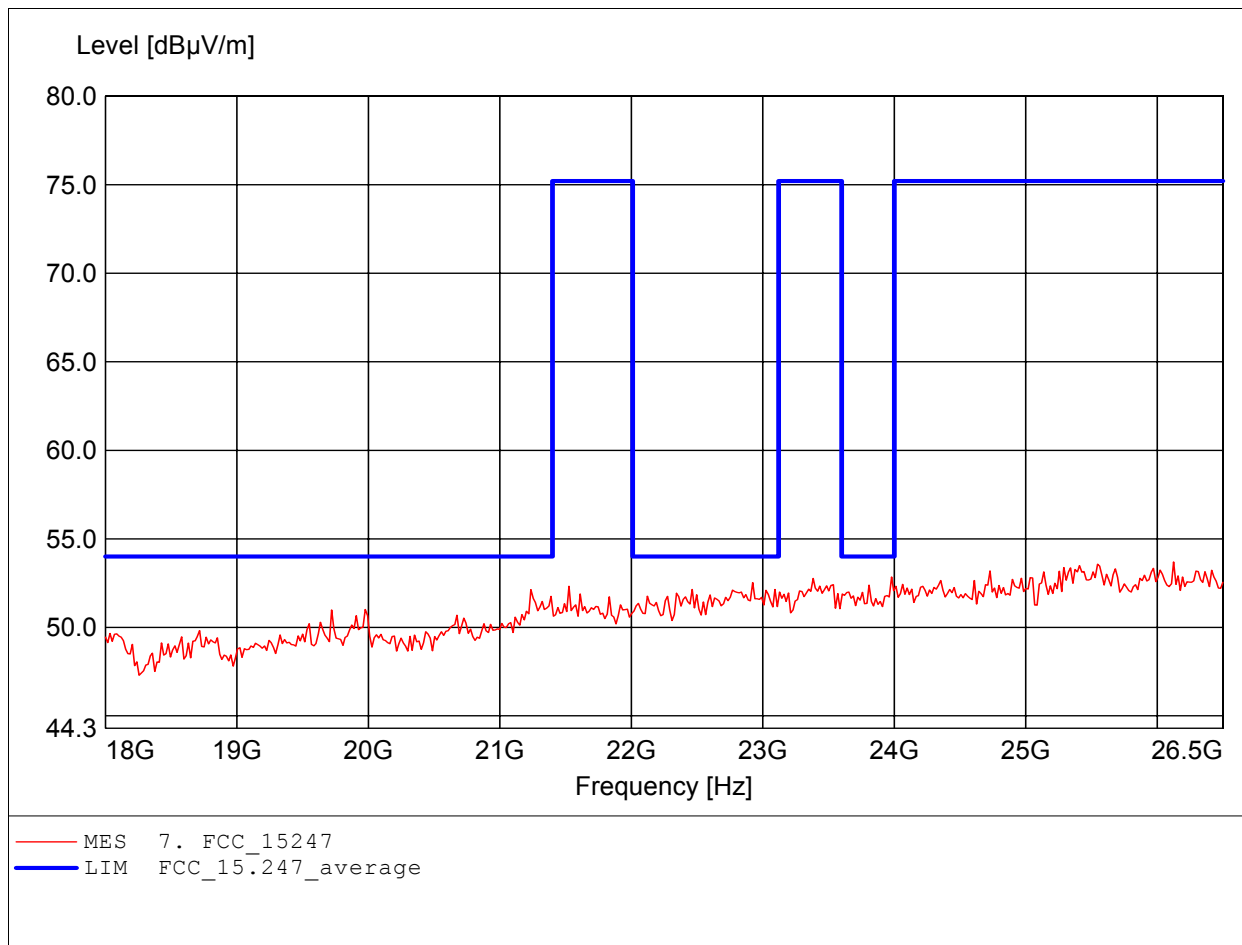
EUT: ProSafe 802.11g Wireless Access Point
MODEL NO.: WG102 11B CH1 Ant D
Approval Holder: Netgear Inc.
Test Site / Operator: ETS / Jay Chaing
Temperature/Voltage: Temp.: 23°C/ Unom.: 120 VAC (AC / DC Adapter)
Test Specification: according to §15.247, peak detector
Comment 1: Dist.: 3m, Ant.: HL025, amplif.
Freq: 25.410GHz, Emax: 52.94dBμV/m, RBW: 1MHz



Spurious emissions Field Strength

FCC RULES PART 15, SUBPART C

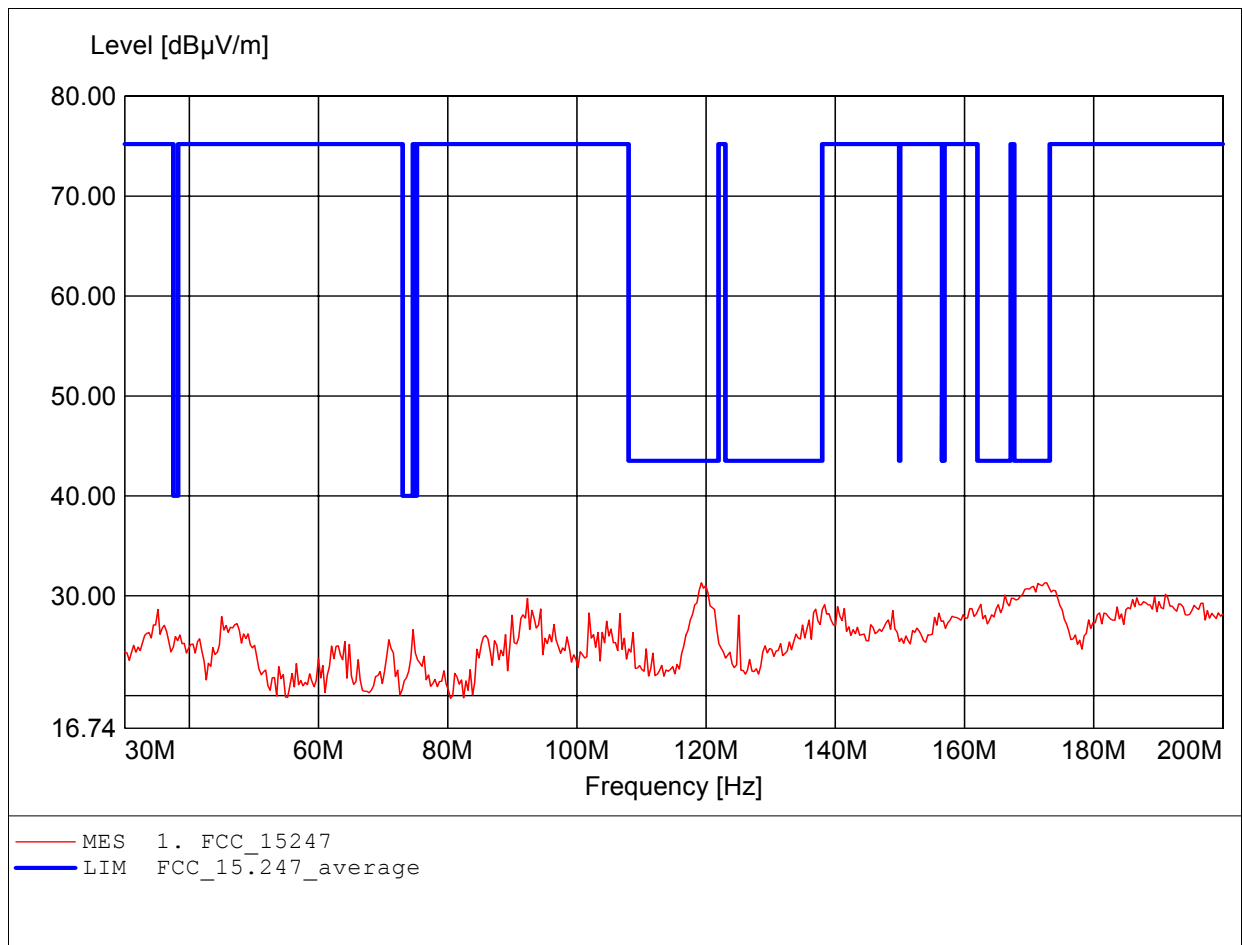
EUT: ProSafe 802.11g Wireless Access Point
MODEL NO.: WG102 11B CH1 Ant D
Approval Holder: Netgear Inc.
Test Site / Operator: ETS / Jay Chaing
Temperature/Voltage: Temp.: 23°C/ Unom.: 120 VAC (AC / DC Adapter)
Test Specification: according to §15.247, peak detector
Comment 1: Dist.: 3m, Ant.: HL025, amplif.
Freq: 26.125GHz, Emax: 53.69dBμV/m, RBW: 1MHz



Spurious emissions Field Strength

FCC RULES PART 15, SUBPART C

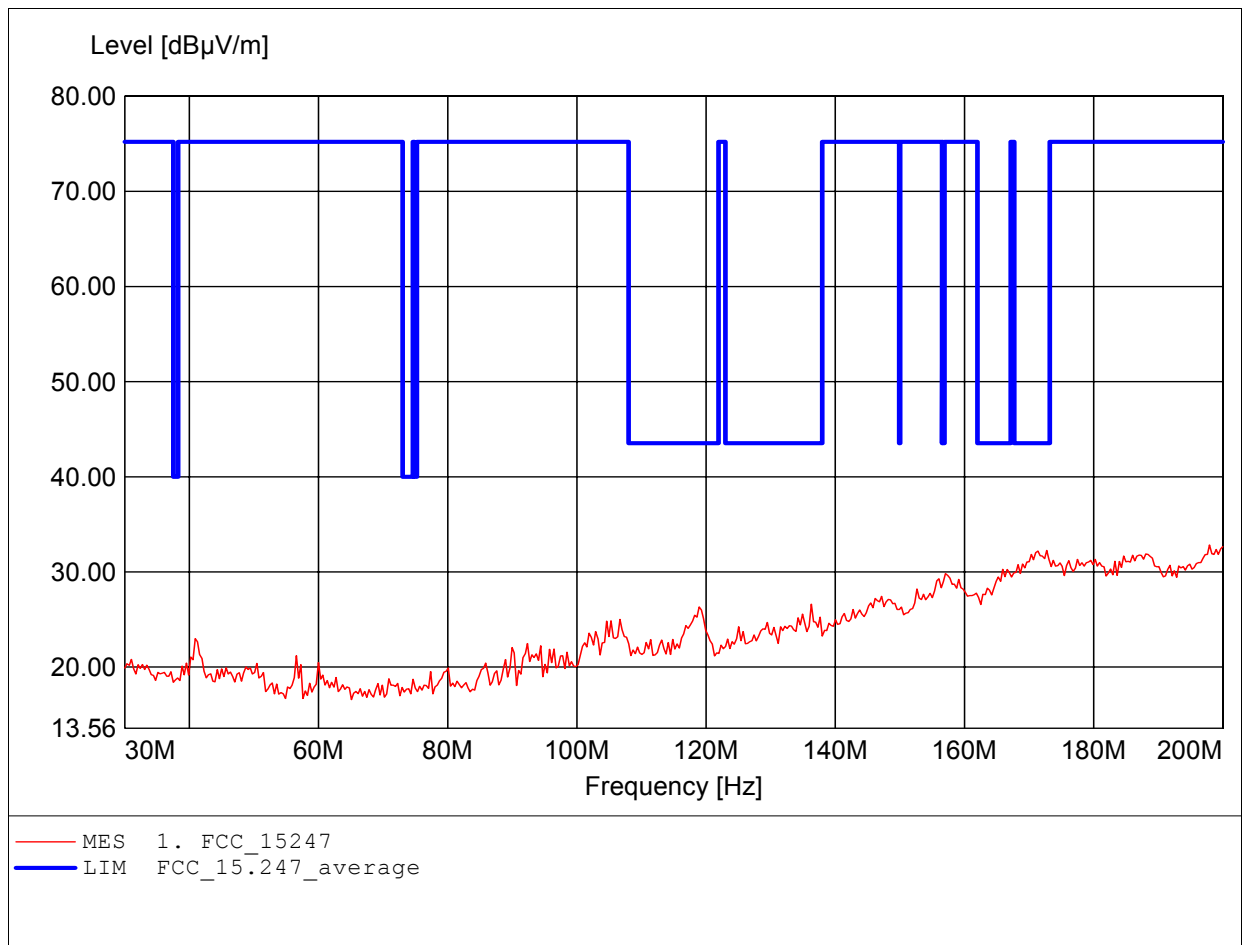
EUT: ProSafe 802.11g Wireless Access Point
MODEL NO.: WG102 11B CH6 Ant D
Approval Holder: Netgear Inc.
Test Site / Operator: ETS / Jay Chaing
Temperature/Voltage: Temp.: 23°C/ Unom.: 120 VAC (AC / DC Adapter)
Test Specification: according to §15.247
Comment 1: Dist.: 3m, Ant.: HK 116
Freq: 119.259MHz, Emax: 31.30dBµV/m, RBW: 100kHz



Spurious emissions Field Strength

FCC RULES PART 15, SUBPART C

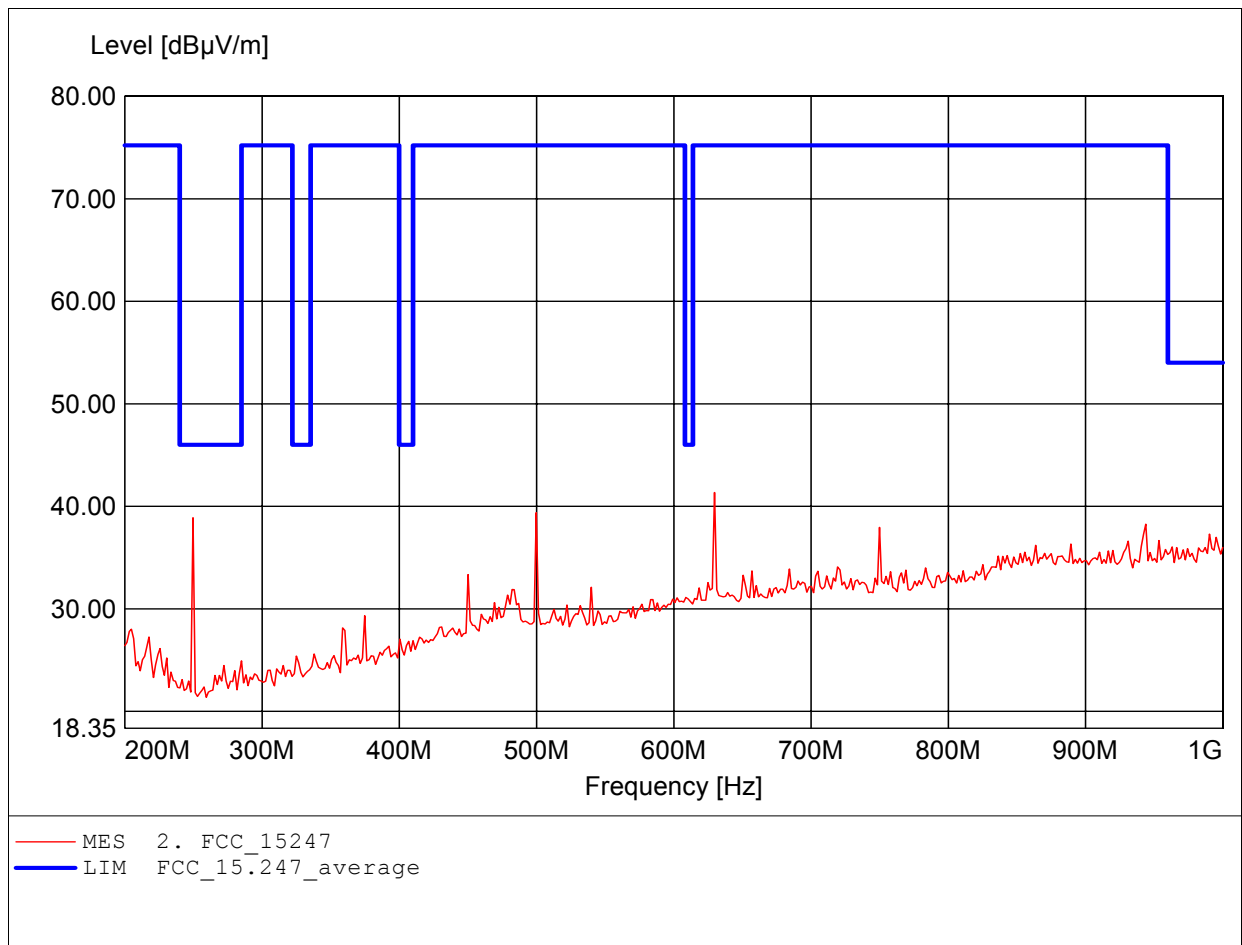
EUT: ProSafe 802.11g Wireless Access Point
MODEL NO.: WG102 11B CH6 Ant D
Approval Holder: Netgear Inc.
Test Site / Operator: ETS / Jay Chaing
Temperature/Voltage: Temp.: 23°C/ Unom.: 120 VAC (AC / DC Adapter)
Test Specification: according to §15.247
Comment 1: Dist.: 3m, Ant.: HK 116
Freq: 197.956MHz, Emax: 32.82dBµV/m, RBW: 100kHz



Spurious emissions Field Strength

FCC RULES PART 15, SUBPART C

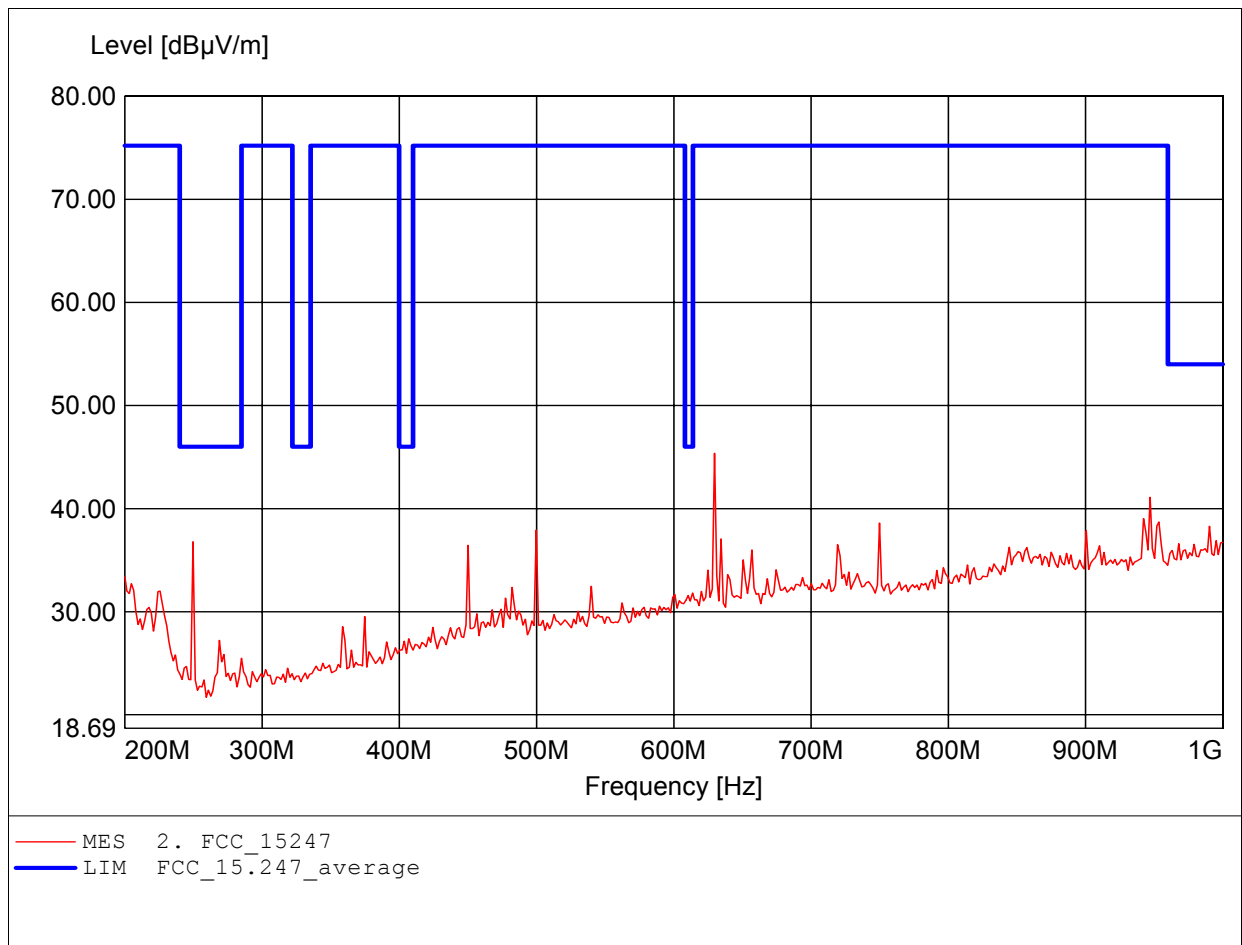
EUT: ProSafe 802.11g Wireless Access Point
MODEL NO.: WG102 11B CH6 Ant D
Approval Holder: Netgear Inc.
Test Site / Operator: ETS / Jay Chaing
Temperature/Voltage: Temp.: 23°C/ Unom.: 120 VAC (AC / DC Adapter)
Test Specification: according to §15.247
Comment 1: Dist.: 3m, Ant.: HL 223,
Freq: 629.659MHz, Emax: 41.34dBµV/m, RBW: 100kHz



Spurious emissions Field Strength

FCC RULES PART 15, SUBPART C

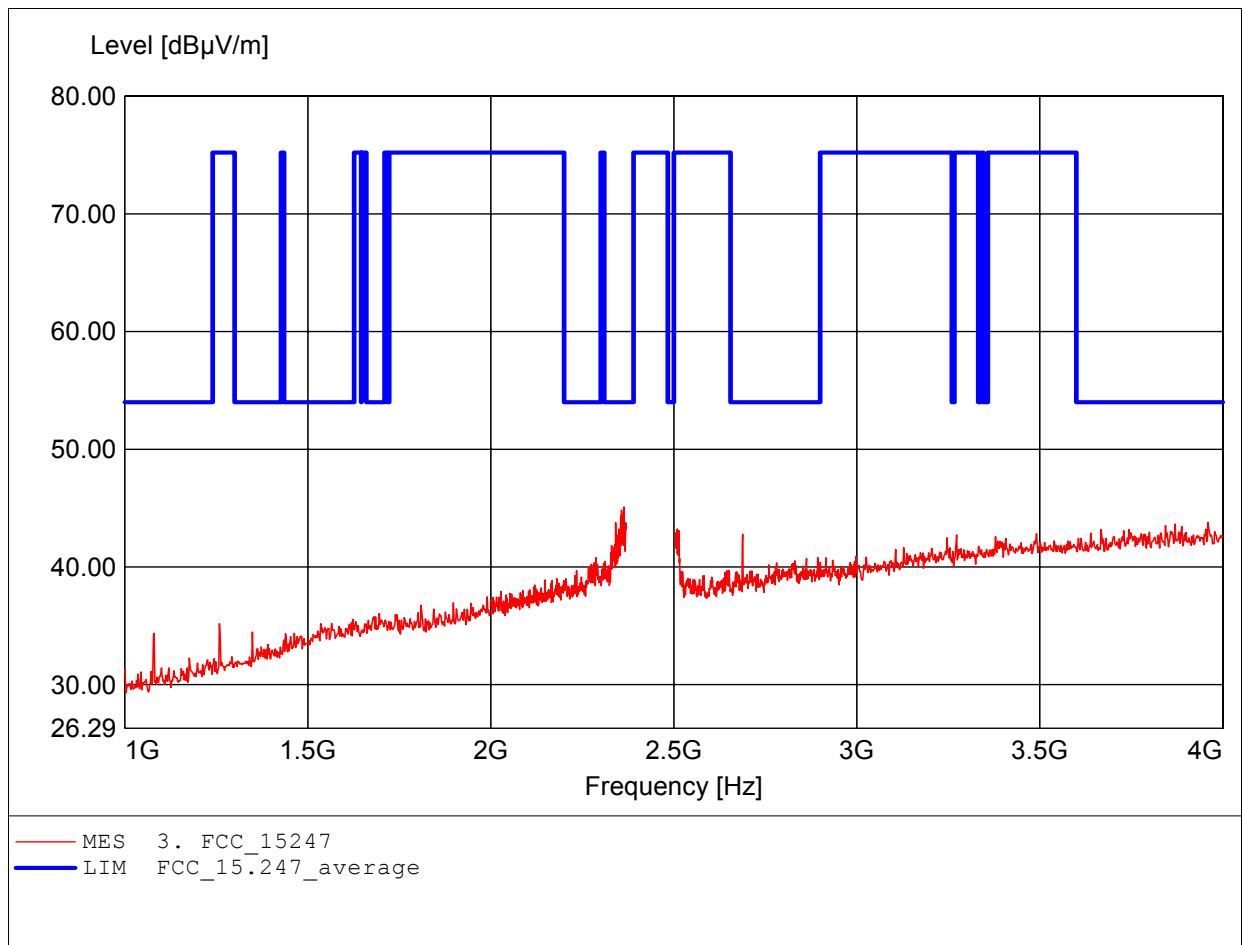
EUT: ProSafe 802.11g Wireless Access Point
MODEL NO.: WG102 11B CH6 Ant D
Approval Holder: Netgear Inc.
Test Site / Operator: ETS / Jay Chaing
Temperature/Voltage: Temp.: 23°C/ Unom.: 120 VAC (AC / DC Adapter)
Test Specification: according to §15.247
Comment 1: Dist.: 3m, Ant.: HL 223,
Freq: 629.659MHz, Emax: 45.35dBµV/m, RBW: 100kHz



Spurious emissions Field Strength

FCC RULES PART 15, SUBPART C

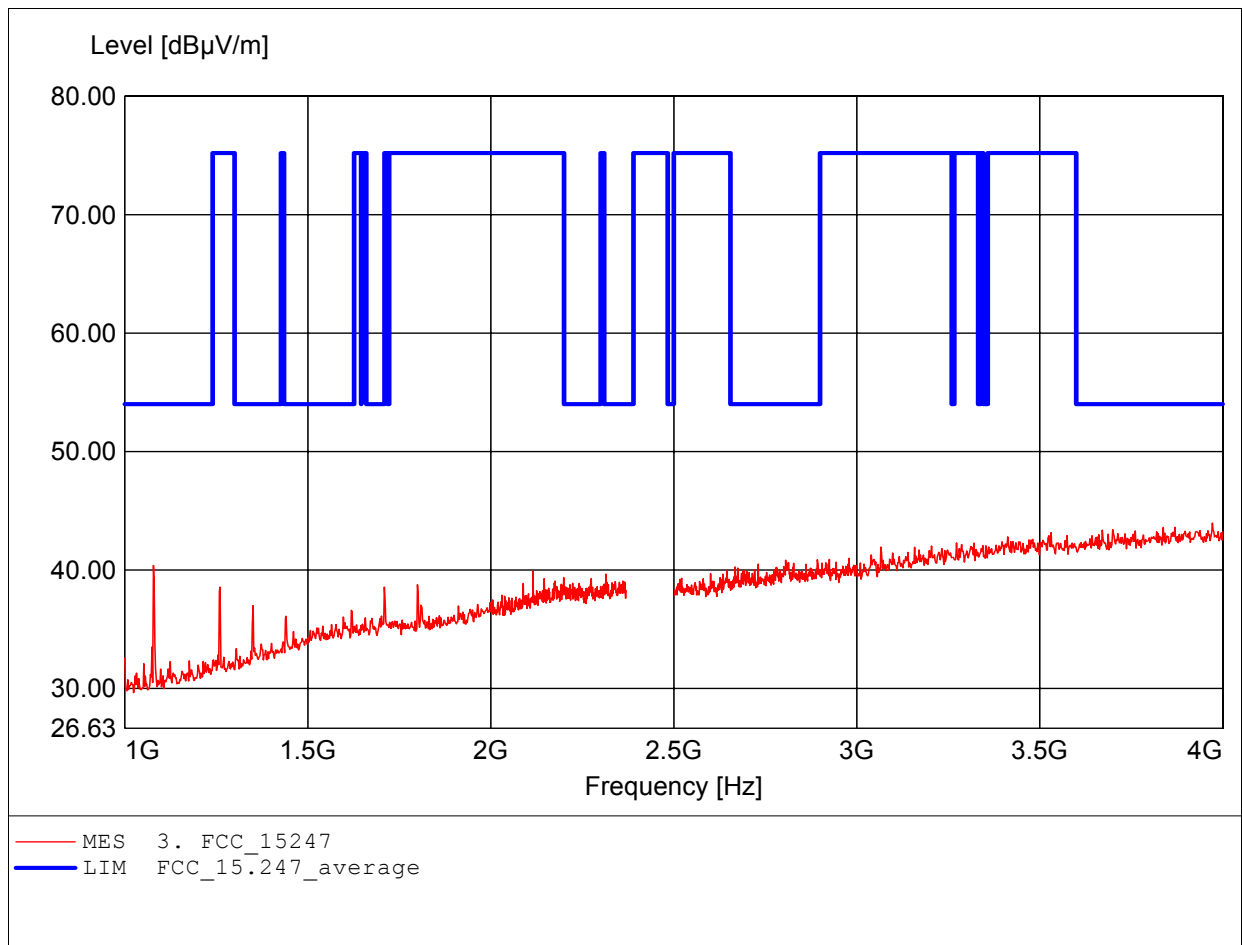
EUT: ProSafe 802.11g Wireless Access Point
MODEL NO.: WG102 11B CH6 Ant D
Approval Holder: Netgear Inc.
Test Site / Operator: ETS / Jay Chaing
Temperature/Voltage: Temp.: 23°C/ Unom.: 120 VAC (AC / DC Adapter)
Test Specification: according to §15.247, peak detector
Comment 1: Dist.: 3m, Ant.: HL025, amplif.
Freq: 2.364GHz, Emax: 45.11dBµV/m, RBW: 1MHz



Spurious emissions Field Strength

FCC RULES PART 15, SUBPART C

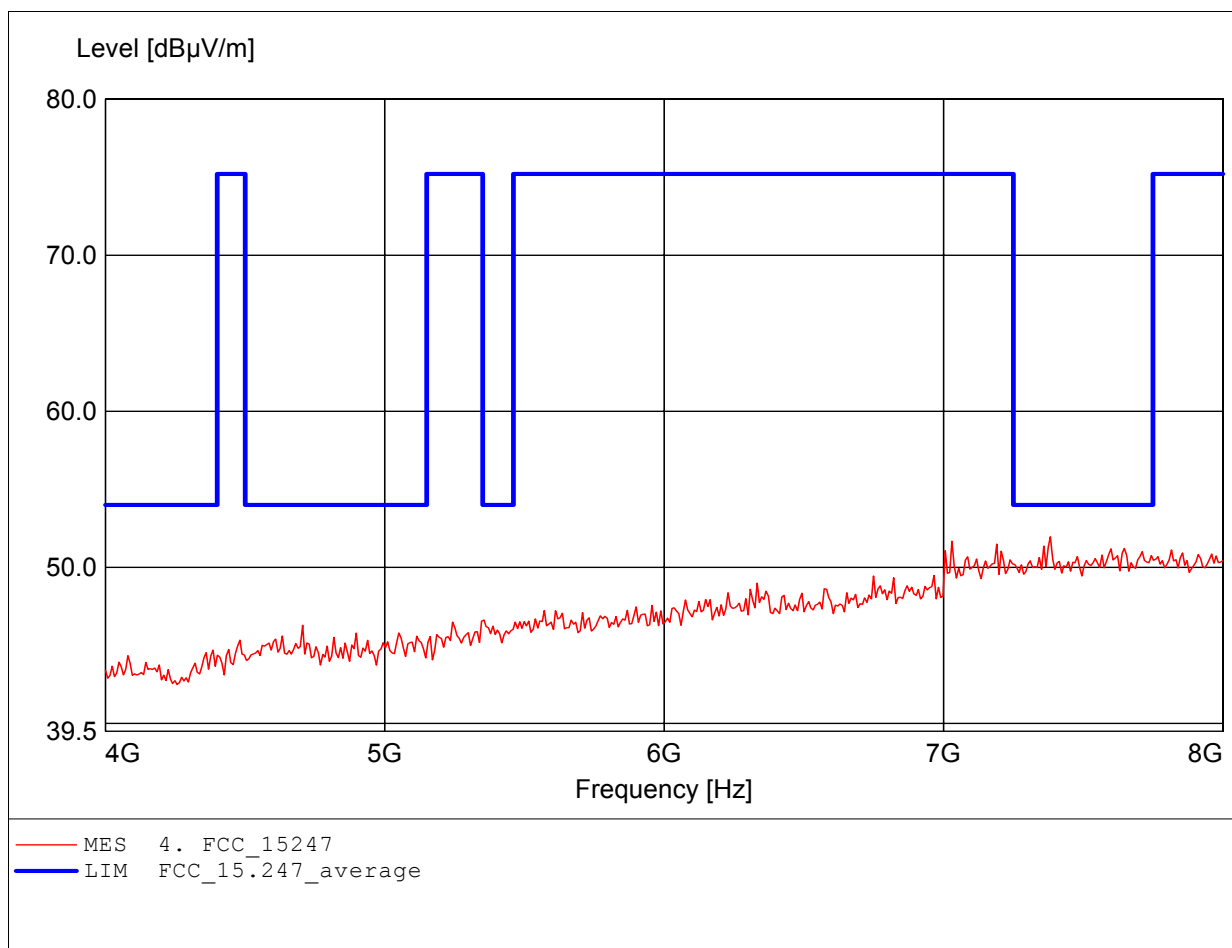
EUT: ProSafe 802.11g Wireless Access Point
MODEL NO.: WG102 11B CH6 Ant D
Approval Holder: Netgear Inc.
Test Site / Operator: ETS / Jay Chaing
Temperature/Voltage: Temp.: 23°C/ Unom.: 120 VAC (AC / DC Adapter)
Test Specification: according to §15.247, peak detector
Comment 1: Dist.: 3m, Ant.: HL025, amplif.
Freq: 3.972GHz, Emax: 43.96dBµV/m, RBW: 1MHz



Spurious emissions Field Strength

FCC RULES PART 15, SUBPART C

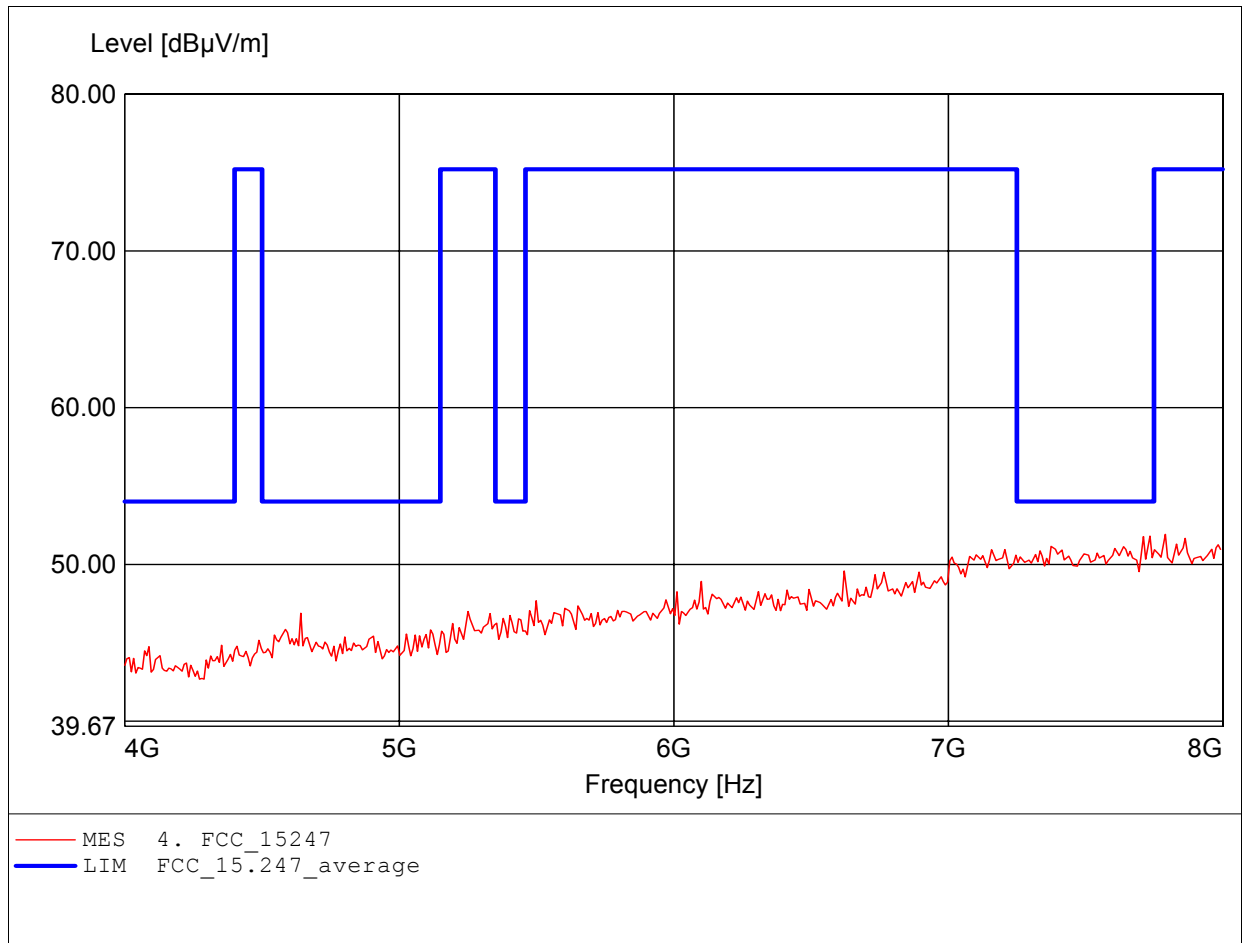
EUT: ProSafe 802.11g Wireless Access Point
MODEL NO.: WG102 11B CH6 Ant D
Approval Holder: Netgear Inc.
Test Site / Operator: ETS / Jay Chaing
Temperature/Voltage: Temp.: 23°C/ Unom.: 120 VAC (AC / DC Adapter)
Test Specification: according to §15.247, peak detector
Comment 1: Dist.: 3m, Ant.: HL025, ampl.+HP.
Freq: 7.383GHz, Emax: 51.96dBuV/m, RBW: 1MHz



Spurious emissions Field Strength

FCC RULES PART 15, SUBPART C

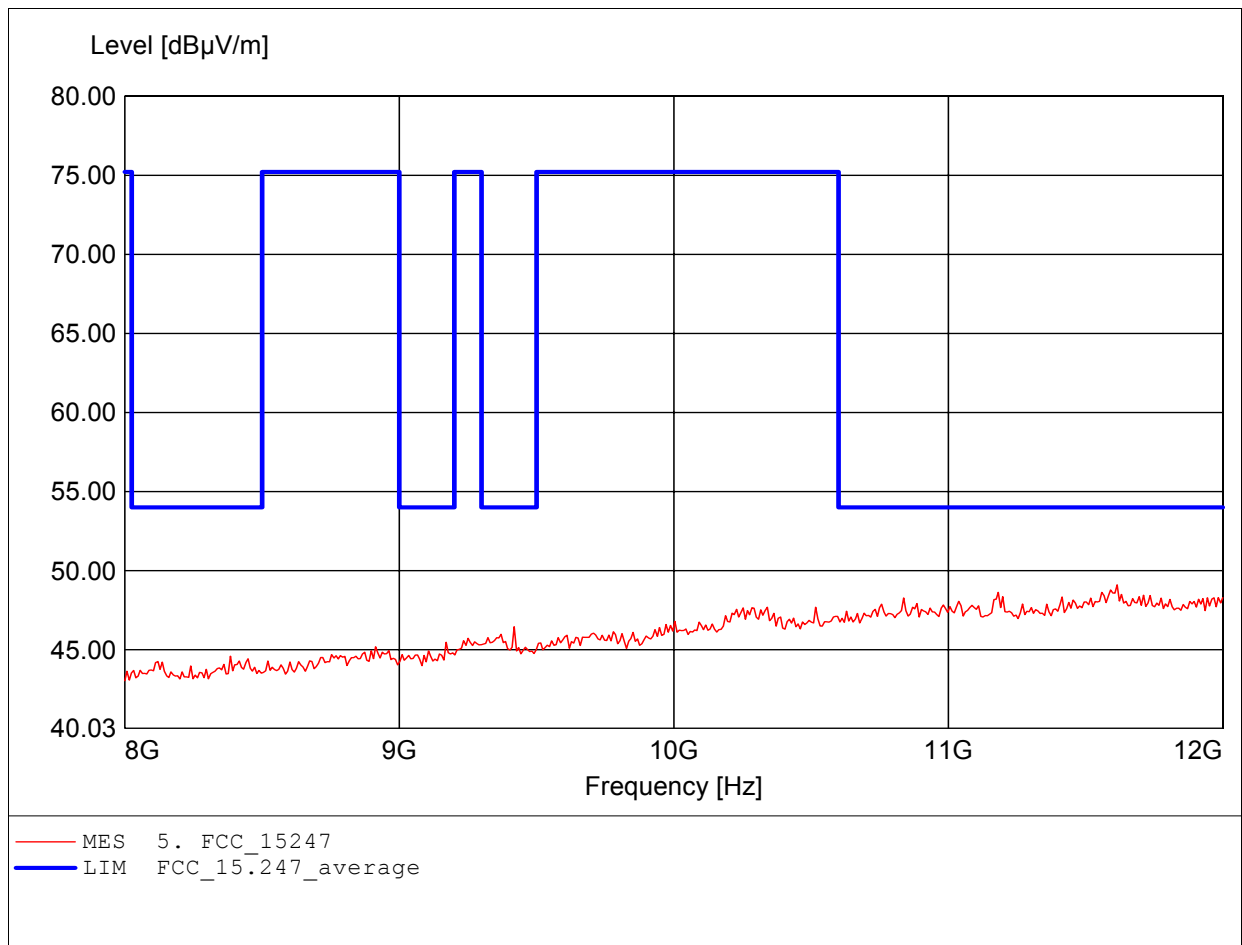
EUT: ProSafe 802.11g Wireless Access Point
MODEL NO.: WG102 11B CH6 Ant D
Approval Holder: Netgear Inc.
Test Site / Operator: ETS / Jay Chaing
Temperature/Voltage: Temp.: 23°C/ Unom.: 120 VAC (AC / DC Adapter)
Test Specification: according to §15.247, peak detector
Comment 1: Dist.: 3m, Ant.: HL025, ampl.+HP.
Freq: 7.792GHz, Emax: 51.91dBµV/m, RBW: 1MHz



Spurious emissions Field Strength

FCC RULES PART 15, SUBPART C

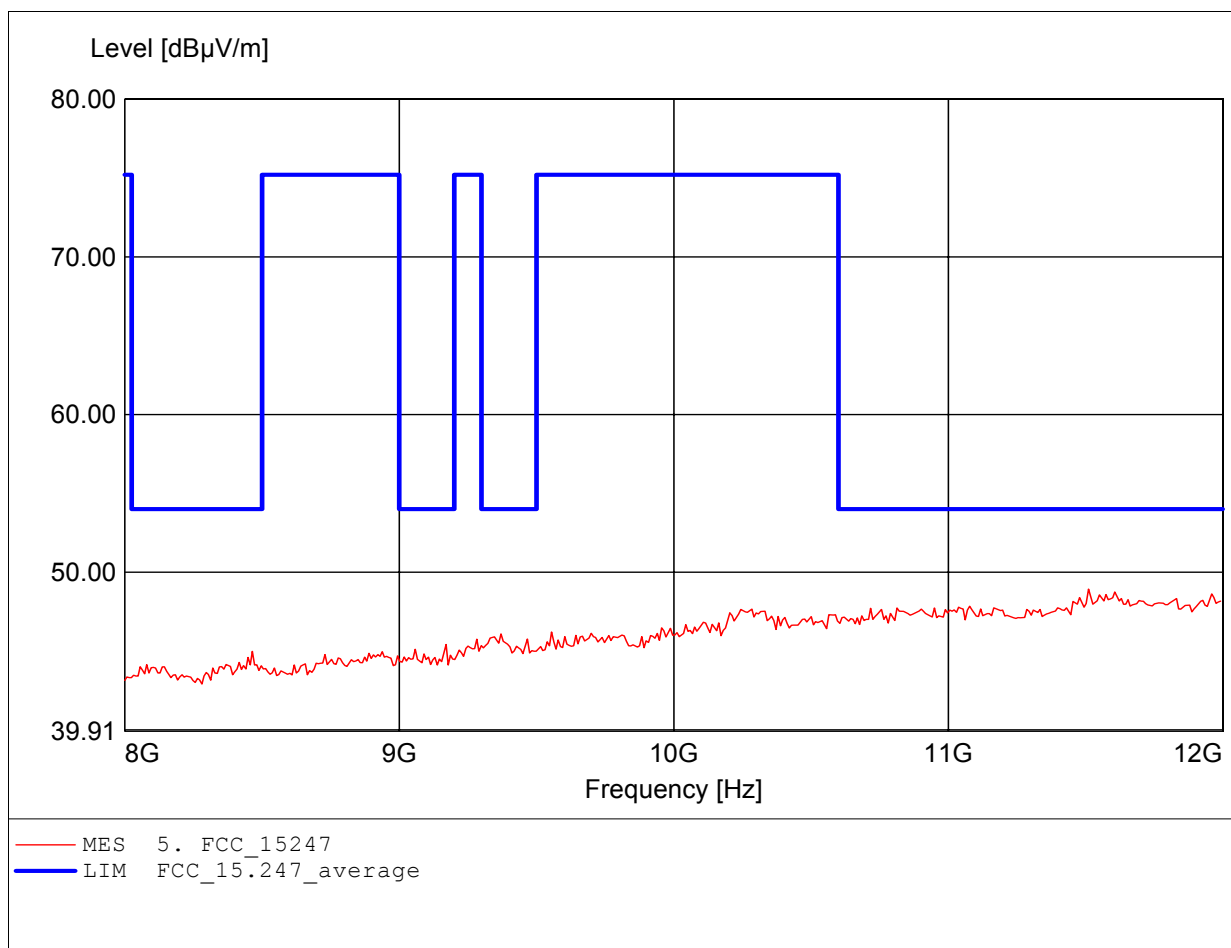
EUT: ProSafe 802.11g Wireless Access Point
MODEL NO.: WG102 11B CH6 Ant D
Approval Holder: Netgear Inc.
Test Site / Operator: ETS / Jay Chaing
Temperature/Voltage: Temp.: 23°C/ Unom.: 120 VAC (AC / DC Adapter)
Test Specification: according to §15.247, peak detector
Comment 1: Dist.: 3m, Ant.: HL025, ampl.+HP.
Freq: 11.615GHz, Emax: 49.10dBμV/m, RBW: 1MHz



Spurious emissions Field Strength

FCC RULES PART 15, SUBPART C

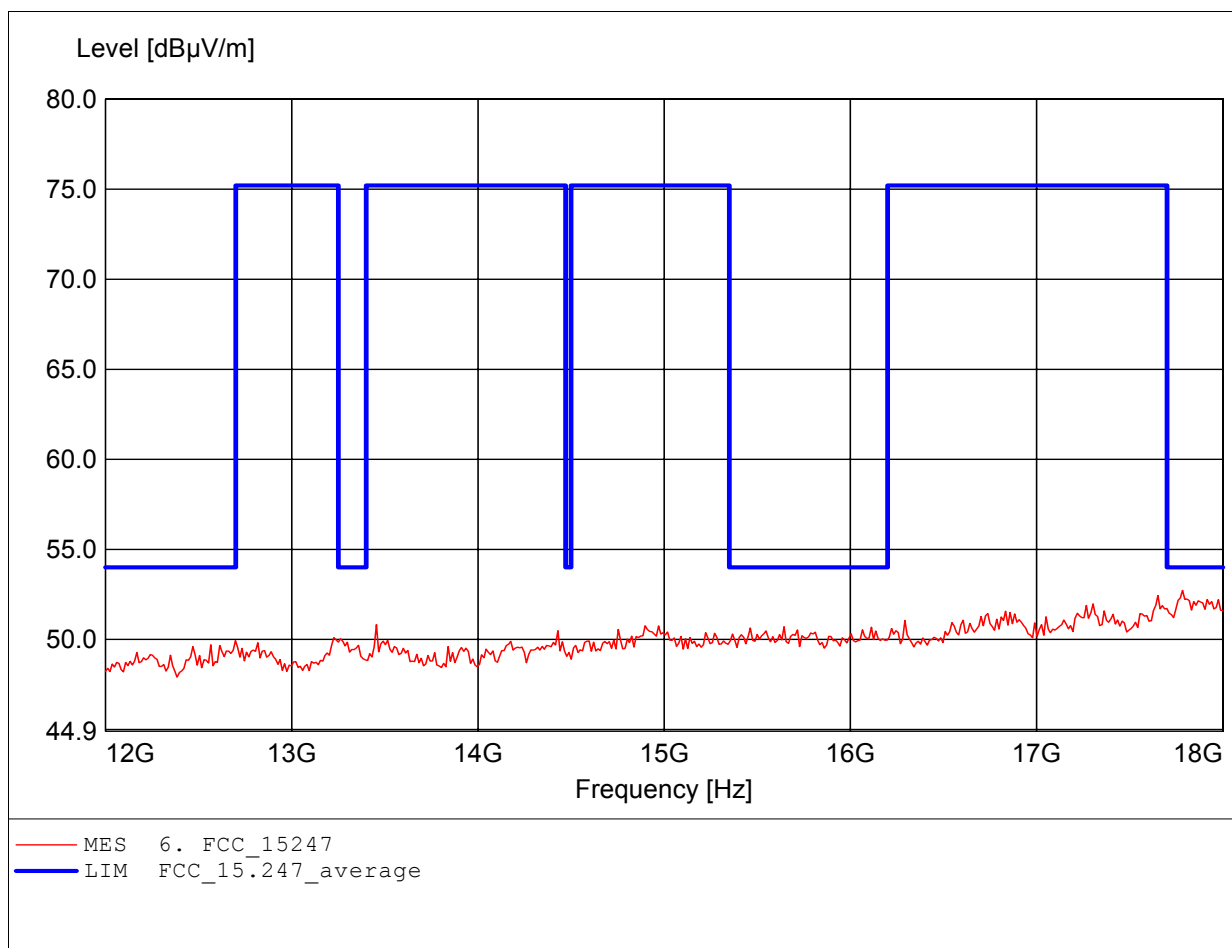
EUT: ProSafe 802.11g Wireless Access Point
MODEL NO.: WG102 11B CH6 Ant D
Approval Holder: Netgear Inc.
Test Site / Operator: ETS / Jay Chaing
Temperature/Voltage: Temp.: 23°C/ Unom.: 120 VAC (AC / DC Adapter)
Test Specification: according to §15.247, peak detector
Comment 1: Dist.: 3m, Ant.: HL025, ampl.+HP.
Freq: 11.511GHz, Emax: 48.93dBμV/m, RBW: 1MHz



Spurious emissions Field Strength

FCC RULES PART 15, SUBPART C

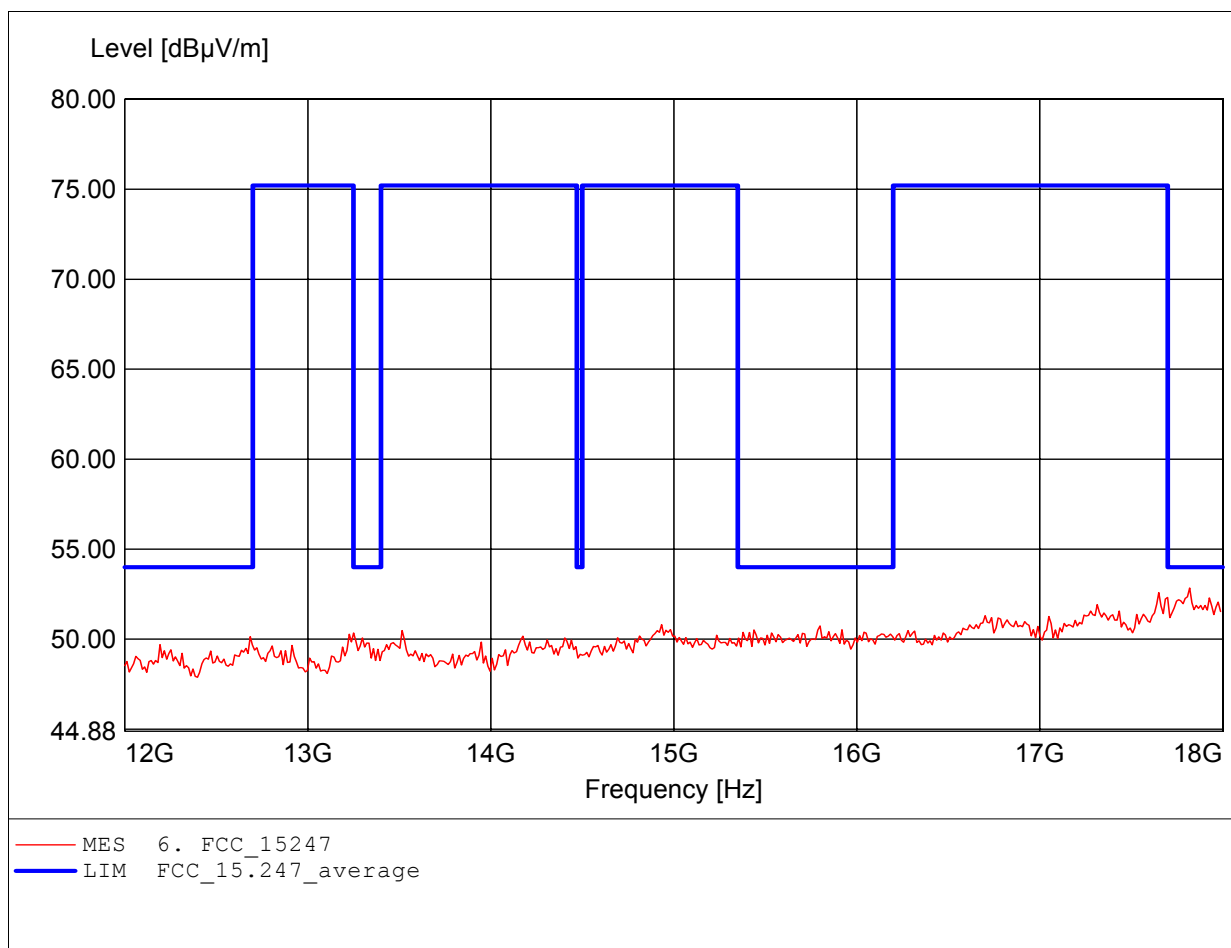
EUT: ProSafe 802.11g Wireless Access Point
MODEL NO.: WG102 11B CH6 Ant D
Approval Holder: Netgear Inc.
Test Site / Operator: ETS / Jay Chaing
Temperature/Voltage: Temp.: 23°C/ Unom.: 120 VAC (AC / DC Adapter)
Test Specification: according to §15.247, peak detector
Comment 1: Dist.: 3m, Ant.: HL025, ampl.+HP.
Freq: 17.784GHz, Emax: 52.72dBμV/m, RBW: 1MHz



Spurious emissions Field Strength

FCC RULES PART 15, SUBPART C

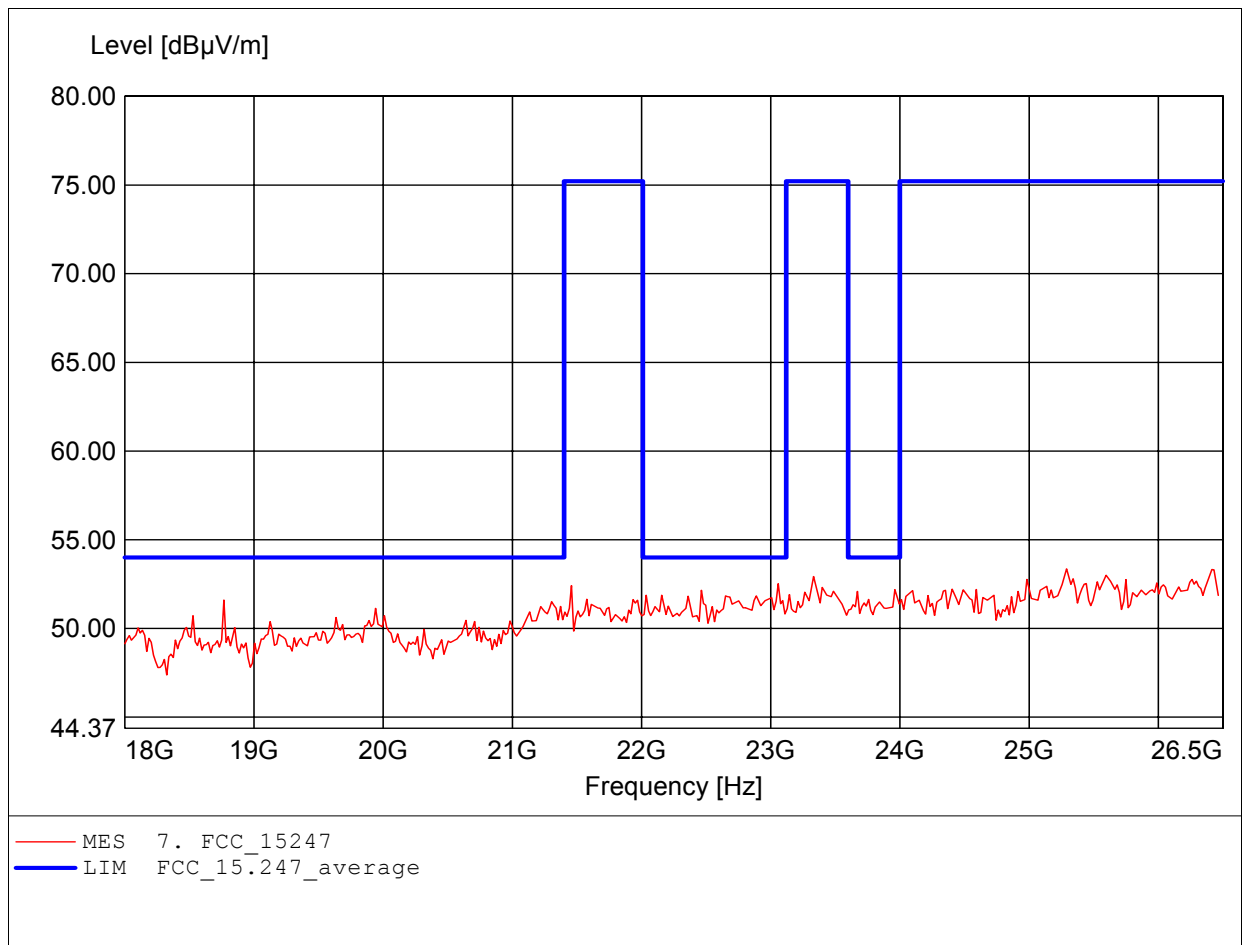
EUT: ProSafe 802.11g Wireless Access Point
MODEL NO.: WG102 11B CH6 Ant D
Approval Holder: Netgear Inc.
Test Site / Operator: ETS / Jay Chaing
Temperature/Voltage: Temp.: 23°C/ Unom.: 120 VAC (AC / DC Adapter)
Test Specification: according to §15.247, peak detector
Comment 1: Dist.: 3m, Ant.: HL025, ampl.+HP.
Freq: 17.820GHz, Emax: 52.84dBµV/m, RBW: 1MHz



Spurious emissions Field Strength

FCC RULES PART 15, SUBPART C

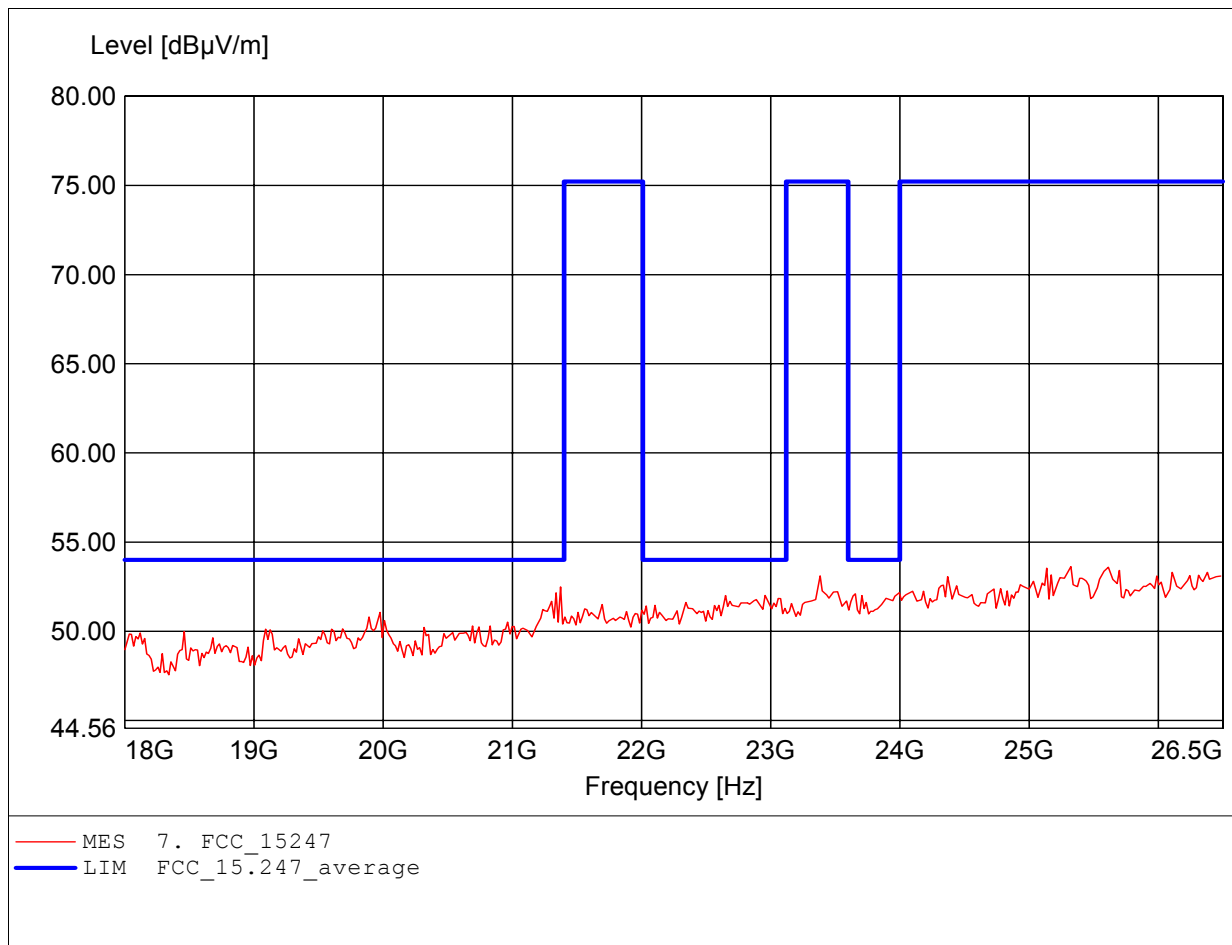
EUT: ProSafe 802.11g Wireless Access Point
MODEL NO.: WG102 11B CH6 Ant D
Approval Holder: Netgear Inc.
Test Site / Operator: ETS / Jay Chaing
Temperature/Voltage: Temp.: 23°C/ Unom.: 120 VAC (AC / DC Adapter)
Test Specification: according to §15.247, peak detector
Comment 1: Dist.: 3m, Ant.: HL025, amplif.
Freq: 25.291GHz, Emax: 53.36dBμV/m, RBW: 1MHz



Spurious emissions Field Strength

FCC RULES PART 15, SUBPART C

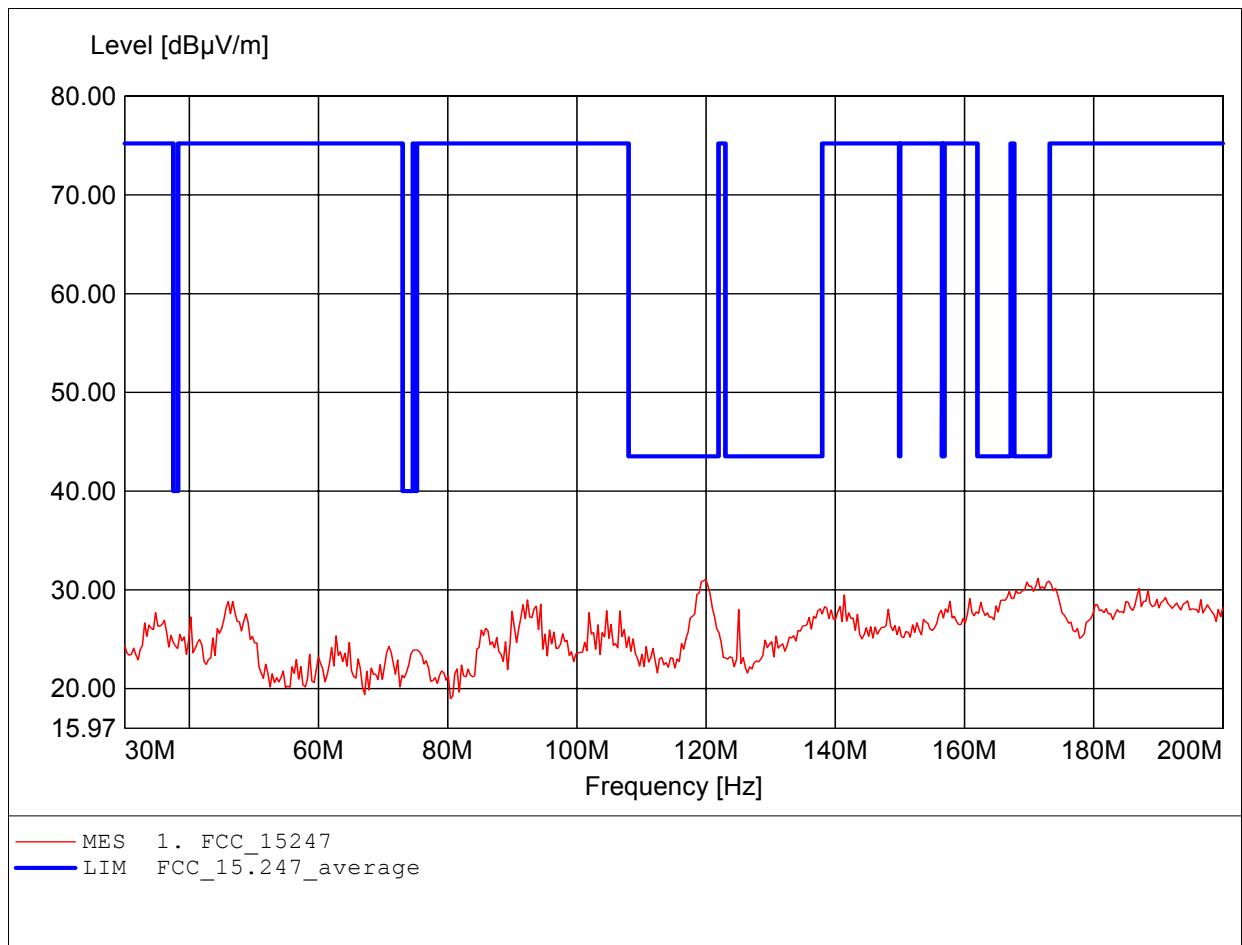
EUT: ProSafe 802.11g Wireless Access Point
MODEL NO.: WG102 11B CH6 Ant D
Approval Holder: Netgear Inc.
Test Site / Operator: ETS / Jay Chaing
Temperature/Voltage: Temp.: 23°C/ Unom.: 120 VAC (AC / DC Adapter)
Test Specification: according to §15.247, peak detector
Comment 1: Dist.: 3m, Ant.: HL025, amplif.
Freq: 25.325GHz, Emax: 53.63dBµV/m, RBW: 1MHz



Spurious emissions Field Strength

FCC RULES PART 15, SUBPART C

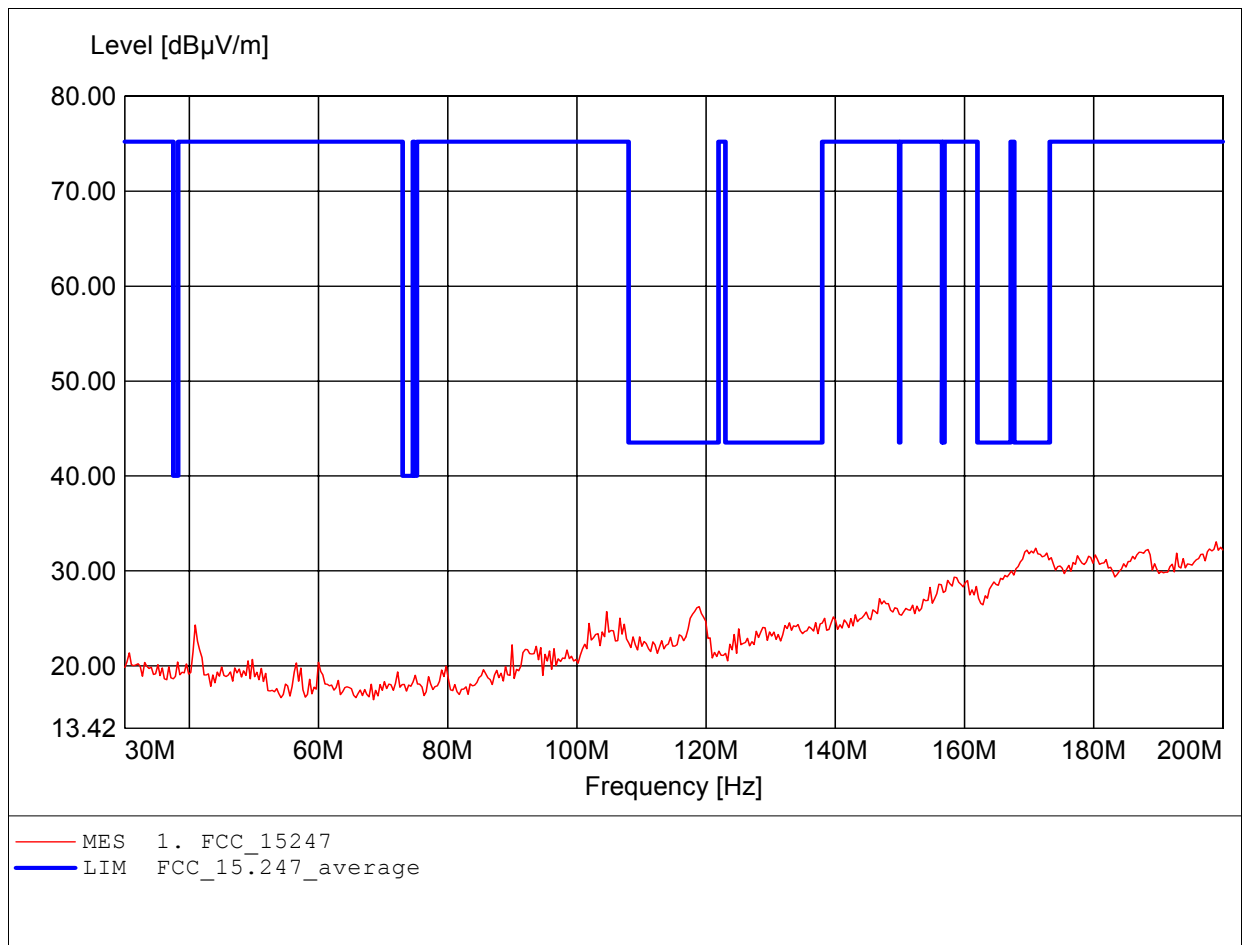
EUT: ProSafe 802.11g Wireless Access Point
MODEL NO.: WG102 11B CH11 Ant D
Approval Holder: Netgear Inc.
Test Site / Operator: ETS / Jay Chaing
Temperature/Voltage: Temp.: 23°C/ Unom.: 120 VAC (AC / DC Adapter)
Test Specification: according to §15.247
Comment 1: Dist.: 3m, Ant.: HK 116
Freq: 171.383MHz, Emax: 31.15dBµV/m, RBW: 100kHz



Spurious emissions Field Strength

FCC RULES PART 15, SUBPART C

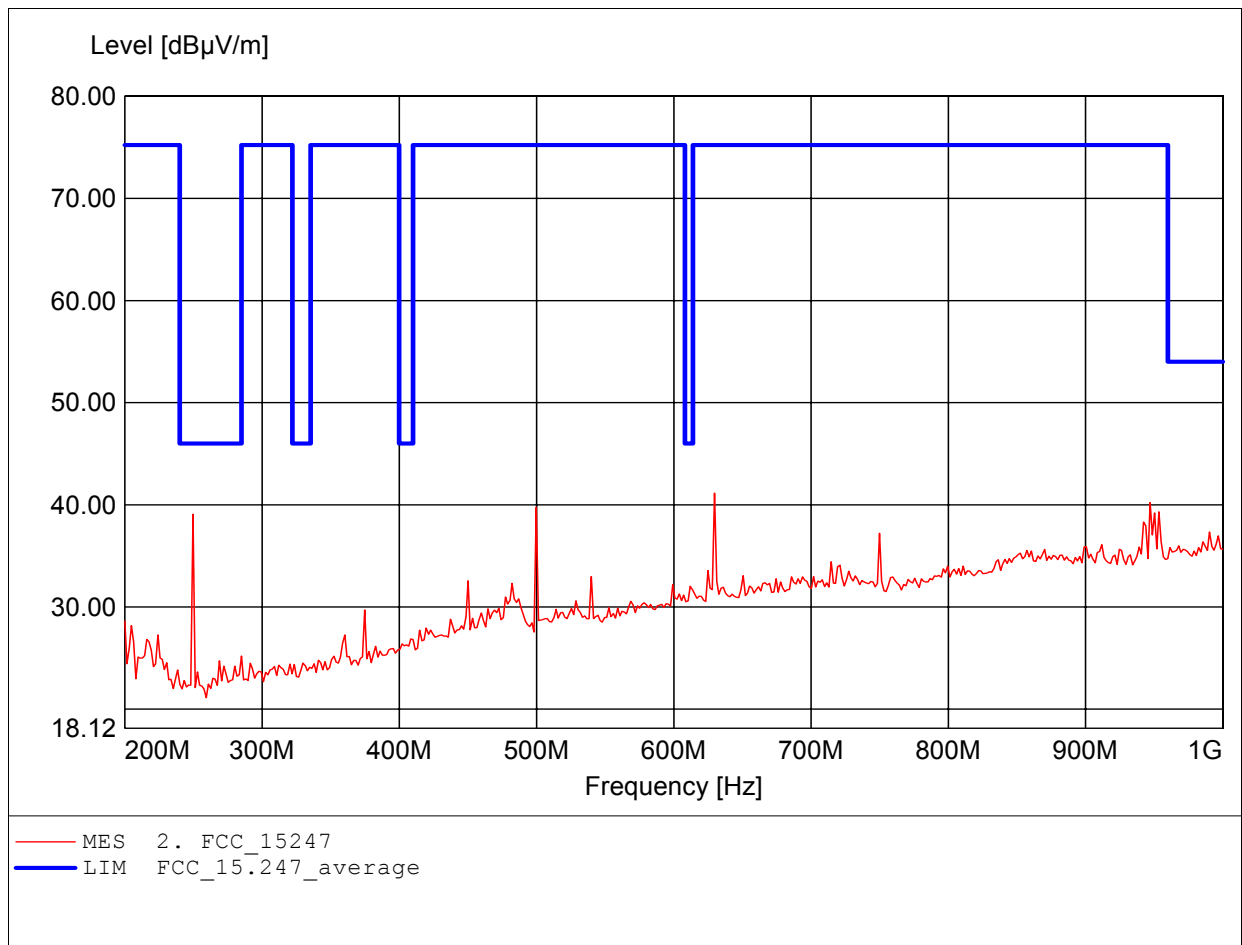
EUT: ProSafe 802.11g Wireless Access Point
MODEL NO.: WG102 11B CH11 Ant D
Approval Holder: Netgear Inc.
Test Site / Operator: ETS / Jay Chaing
Temperature/Voltage: Temp.: 23°C/ Unom.: 120 VAC (AC / DC Adapter)
Test Specification: according to §15.247
Comment 1: Dist.: 3m, Ant.: HK 116
Freq: 198.978MHz, Emax: 33.07dBµV/m, RBW: 100kHz



Spurious emissions Field Strength

FCC RULES PART 15, SUBPART C

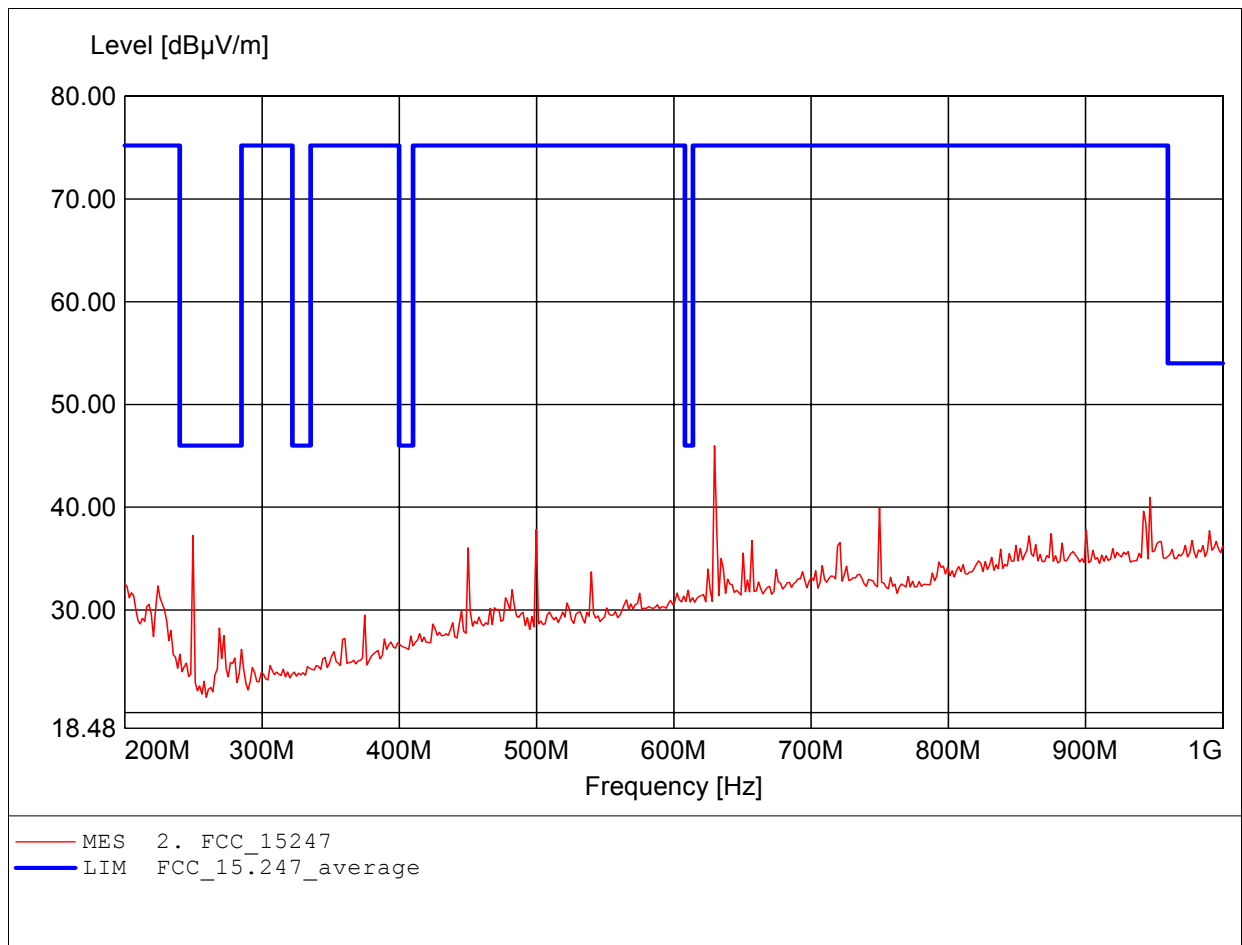
EUT: ProSafe 802.11g Wireless Access Point
MODEL NO.: WG102 11B CH11 Ant D
Approval Holder: Netgear Inc.
Test Site / Operator: ETS / Jay Chaing
Temperature/Voltage: Temp.: 23°C/ Unom.: 120 VAC (AC / DC Adapter)
Test Specification: according to §15.247
Comment 1: Dist.: 3m, Ant.: HL 223,
Freq: 629.659MHz, Emax: 41.13dBµV/m, RBW: 100kHz



Spurious emissions Field Strength

FCC RULES PART 15, SUBPART C

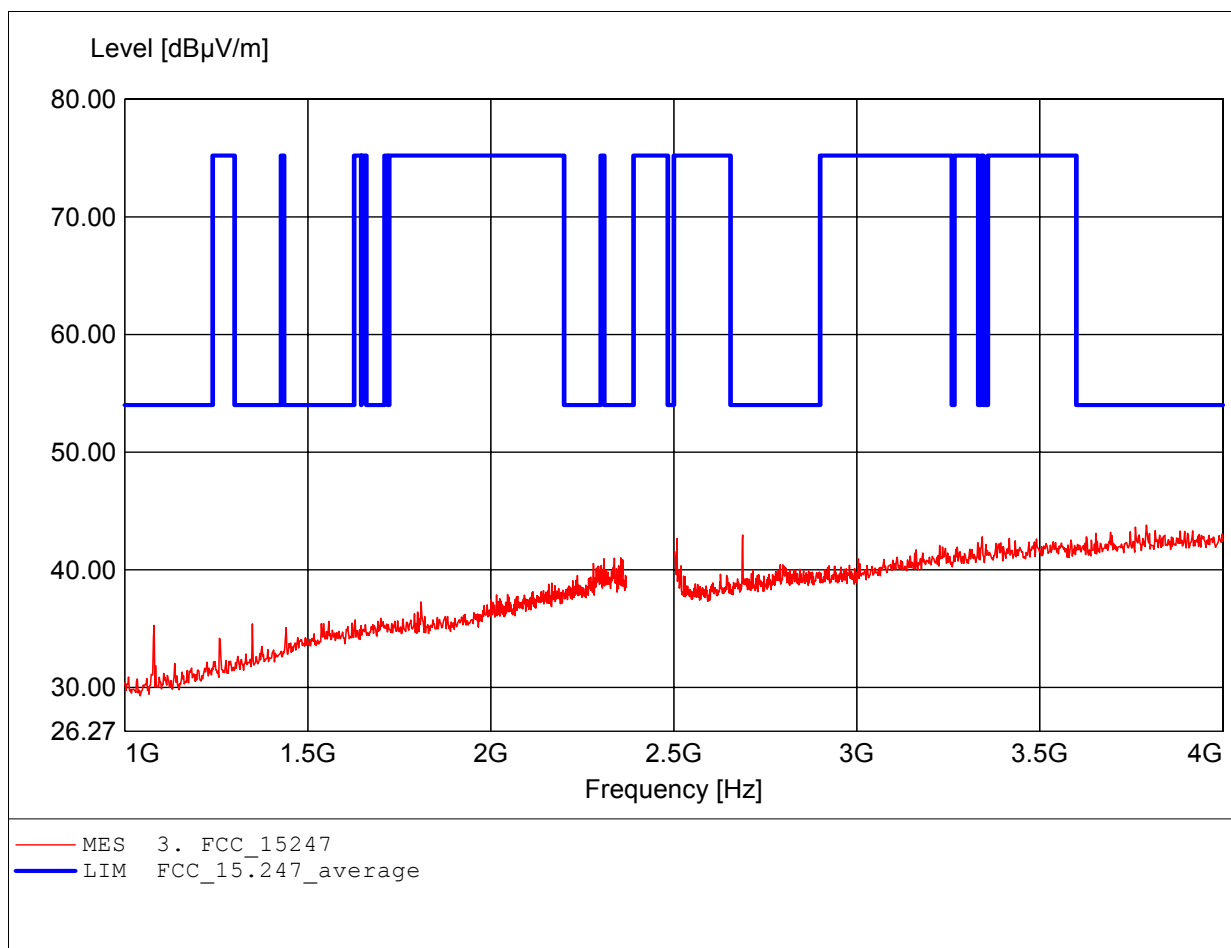
EUT: ProSafe 802.11g Wireless Access Point
MODEL NO.: WG102 11B CH11 Ant D
Approval Holder: Netgear Inc.
Test Site / Operator: ETS / Jay Chaing
Temperature/Voltage: Temp.: 23°C/ Unom.: 120 VAC (AC / DC Adapter)
Test Specification: according to §15.247
Comment 1: Dist.: 3m, Ant.: HL 223,
Freq: 629.659MHz, Emax: 45.98dBµV/m, RBW: 100kHz



Spurious emissions Field Strength

FCC RULES PART 15, SUBPART C

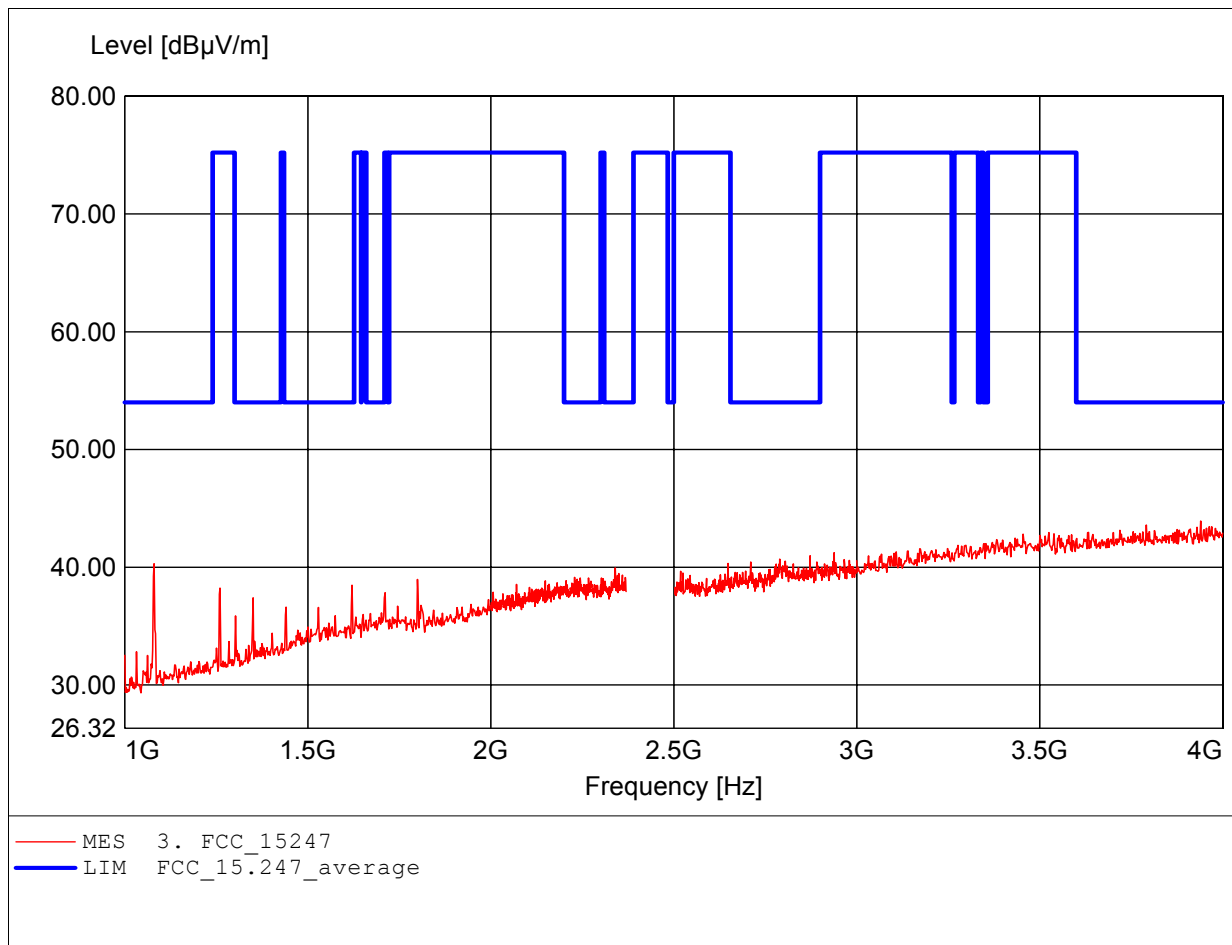
EUT: ProSafe 802.11g Wireless Access Point
MODEL NO.: WG102 11B CH11 Ant D
Approval Holder: Netgear Inc.
Test Site / Operator: ETS / Jay Chaing
Temperature/Voltage: Temp.: 23°C/ Unom.: 120 VAC (AC / DC Adapter)
Test Specification: according to §15.247, peak detector
Comment 1: Dist.: 3m, Ant.: HL025, amplif.
Freq: 3.792GHz, Emax: 43.79dBµV/m, RBW: 1MHz



Spurious emissions Field Strength

FCC RULES PART 15, SUBPART C

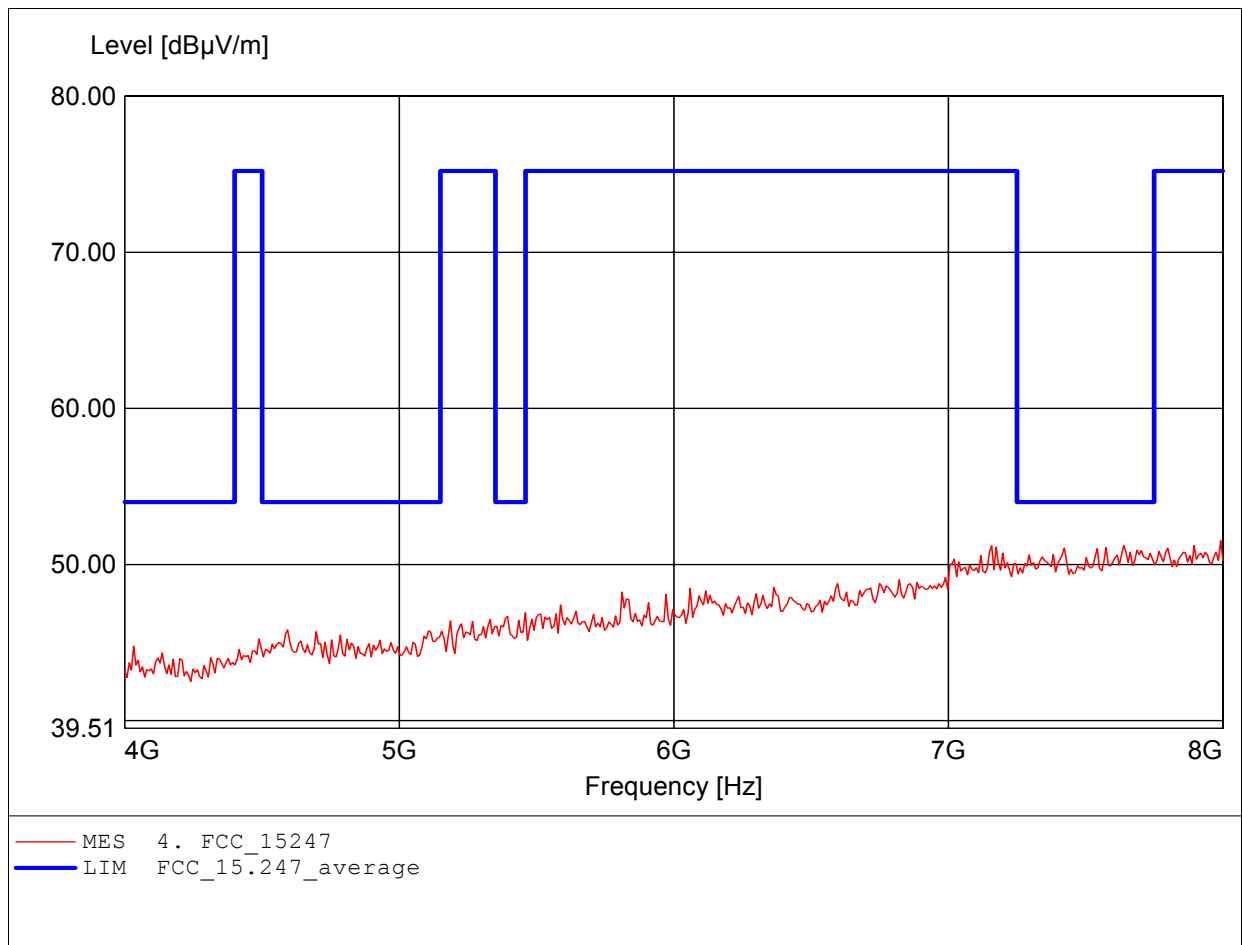
EUT: ProSafe 802.11g Wireless Access Point
MODEL NO.: WG102 11B CH11 Ant D
Approval Holder: Netgear Inc.
Test Site / Operator: ETS / Jay Chaing
Temperature/Voltage: Temp.: 23°C/ Unom.: 120 VAC (AC / DC Adapter)
Test Specification: according to §15.247, peak detector
Comment 1: Dist.: 3m, Ant.: HL025, amplif.
Freq: 3.940GHz, Emax: 43.92dBµV/m, RBW: 1MHz



Spurious emissions Field Strength

FCC RULES PART 15, SUBPART C

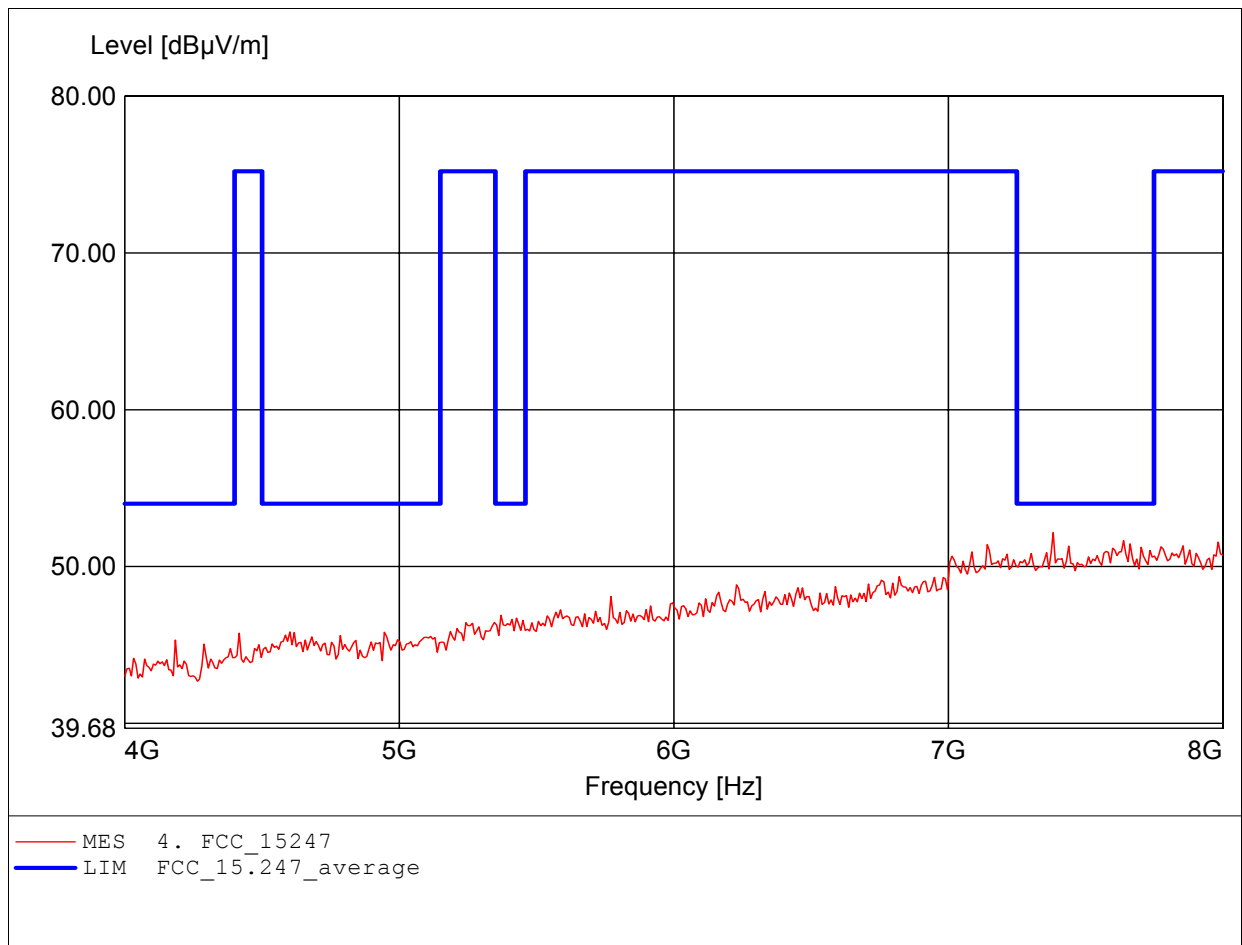
EUT: ProSafe 802.11g Wireless Access Point
MODEL NO.: WG102 11B CH11 Ant D
Approval Holder: Netgear Inc.
Test Site / Operator: ETS / Jay Chaing
Temperature/Voltage: Temp.: 23°C/ Unom.: 120 VAC (AC / DC Adapter)
Test Specification: according to §15.247, peak detector
Comment 1: Dist.: 3m, Ant.: HL025, ampl.+HP.
Freq: 7.992GHz, Emax: 51.53dBμV/m, RBW: 1MHz



Spurious emissions Field Strength

FCC RULES PART 15, SUBPART C

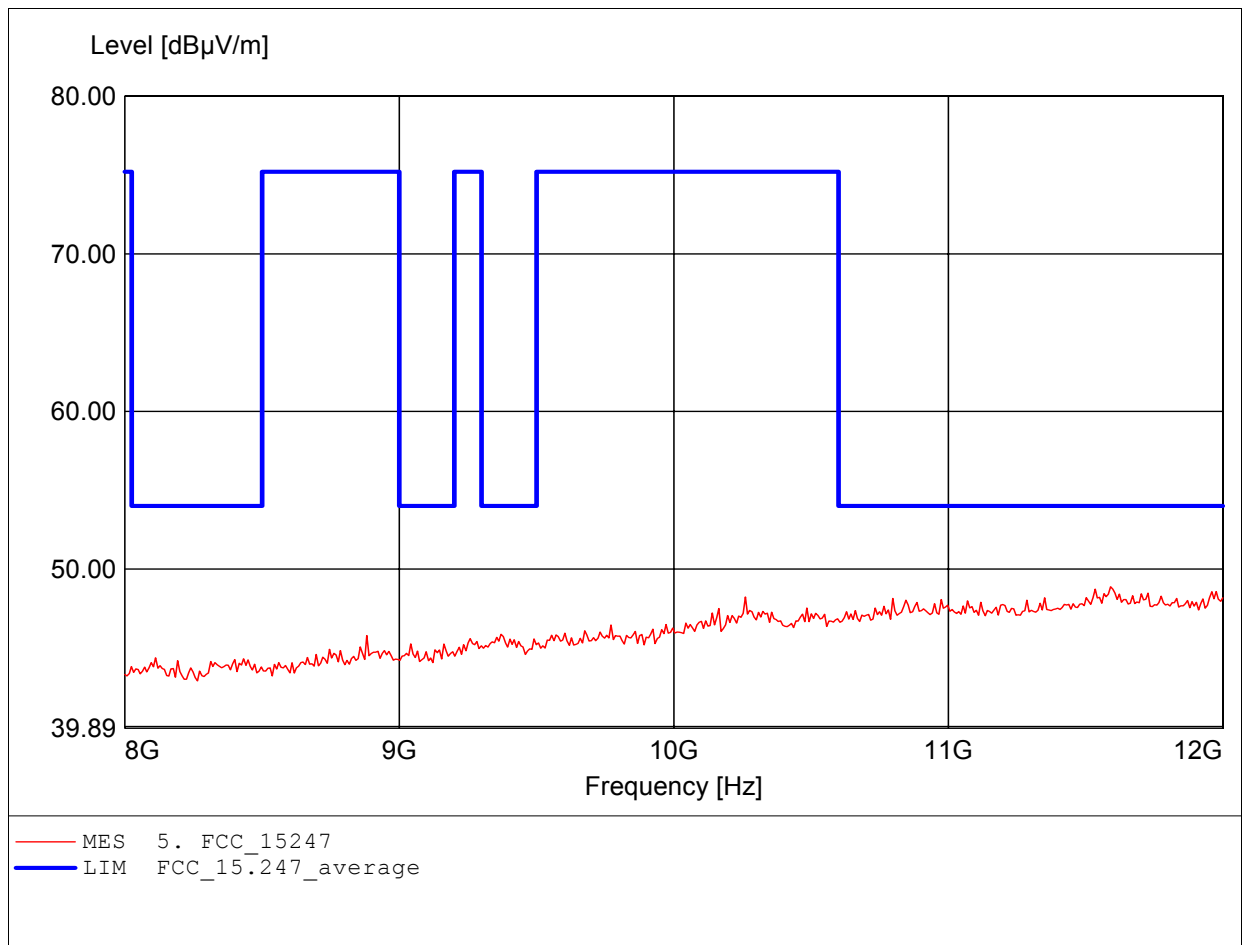
EUT: ProSafe 802.11g Wireless Access Point
MODEL NO.: WG102 11B CH11 Ant D
Approval Holder: Netgear Inc.
Test Site / Operator: ETS / Jay Chaing
Temperature/Voltage: Temp.: 23°C/ Unom.: 120 VAC (AC / DC Adapter)
Test Specification: according to §15.247, peak detector
Comment 1: Dist.: 3m, Ant.: HL025, ampl.+HP.
Freq: 7.383GHz, Emax: 52.15dBµV/m, RBW: 1MHz



Spurious emissions Field Strength

FCC RULES PART 15, SUBPART C

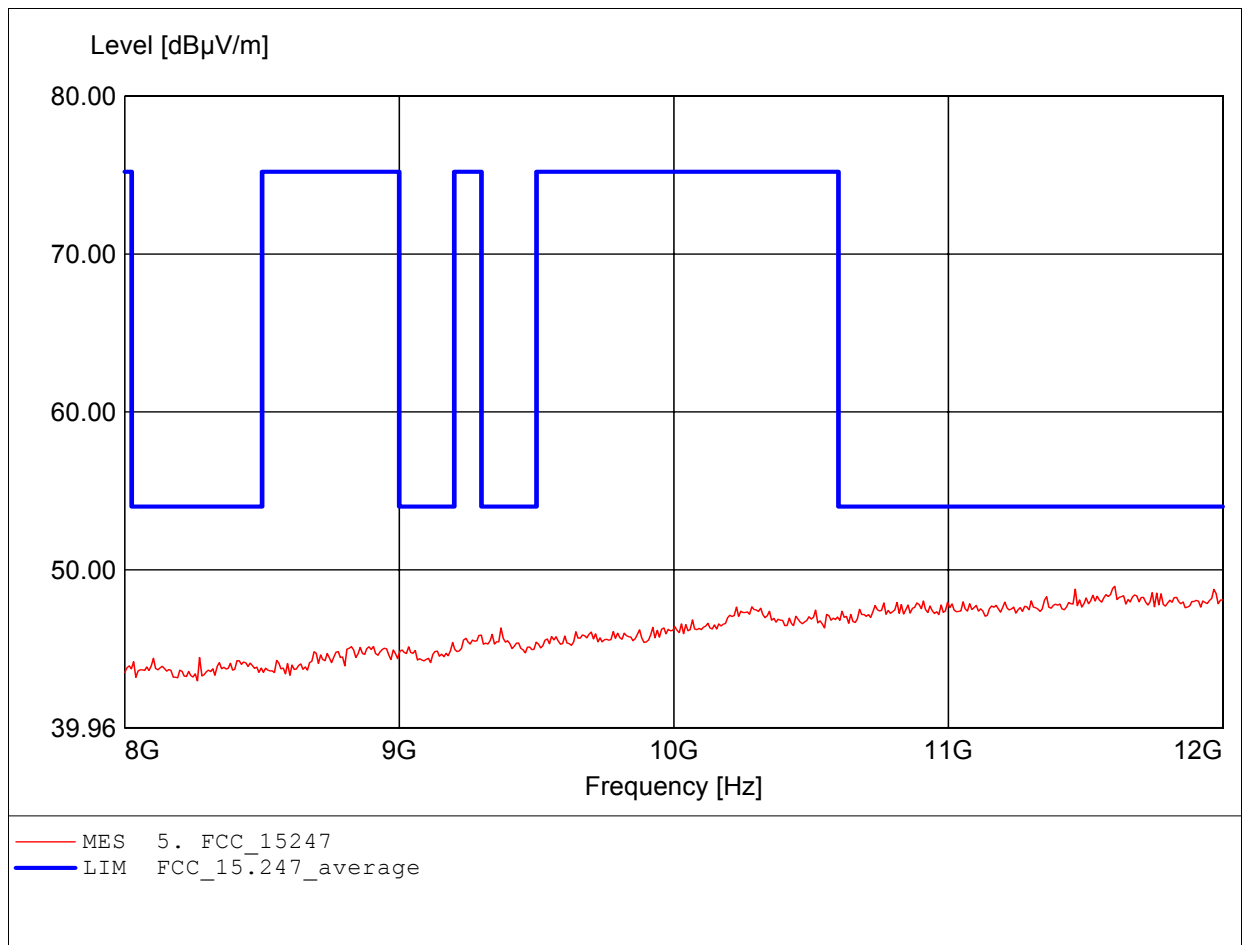
EUT: ProSafe 802.11g Wireless Access Point
MODEL NO.: WG102 11B CH11 Ant D
Approval Holder: Netgear Inc.
Test Site / Operator: ETS / Jay Chaing
Temperature/Voltage: Temp.: 23°C/ Unom.: 120 VAC (AC / DC Adapter)
Test Specification: according to §15.247, peak detector
Comment 1: Dist.: 3m, Ant.: HL025, ampl.+HP.
Freq: 11.591GHz, Emax: 48.87dBμV/m, RBW: 1MHz



Spurious emissions Field Strength

FCC RULES PART 15, SUBPART C

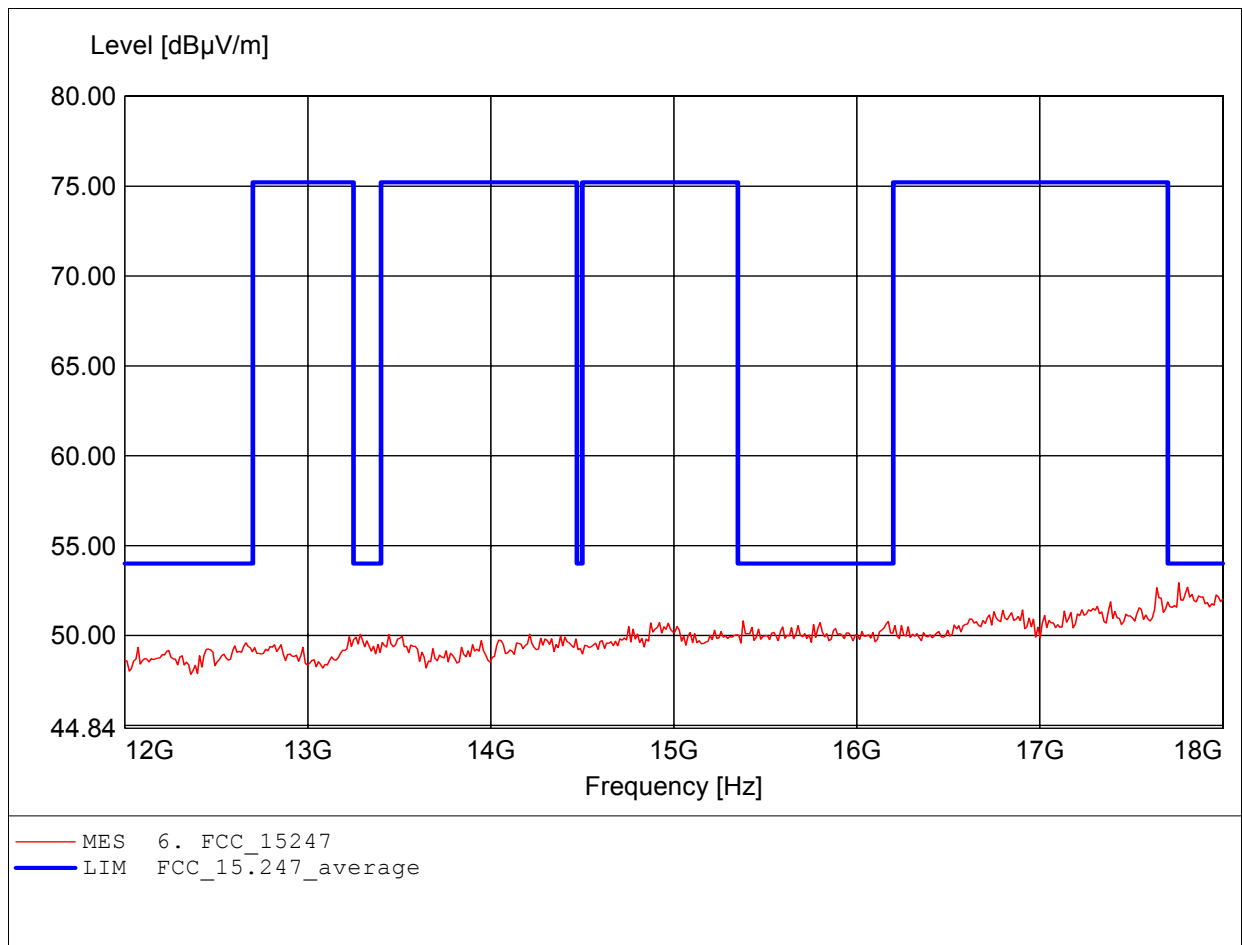
EUT: ProSafe 802.11g Wireless Access Point
MODEL NO.: WG102 11B CH11 Ant D
Approval Holder: Netgear Inc.
Test Site / Operator: ETS / Jay Chaing
Temperature/Voltage: Temp.: 23°C/ Unom.: 120 VAC (AC / DC Adapter)
Test Specification: according to §15.247, peak detector
Comment 1: Dist.: 3m, Ant.: HL025, ampl.+HP.
Freq: 11.607GHz, Emax: 48.96dBμV/m, RBW: 1MHz



Spurious emissions Field Strength

FCC RULES PART 15, SUBPART C

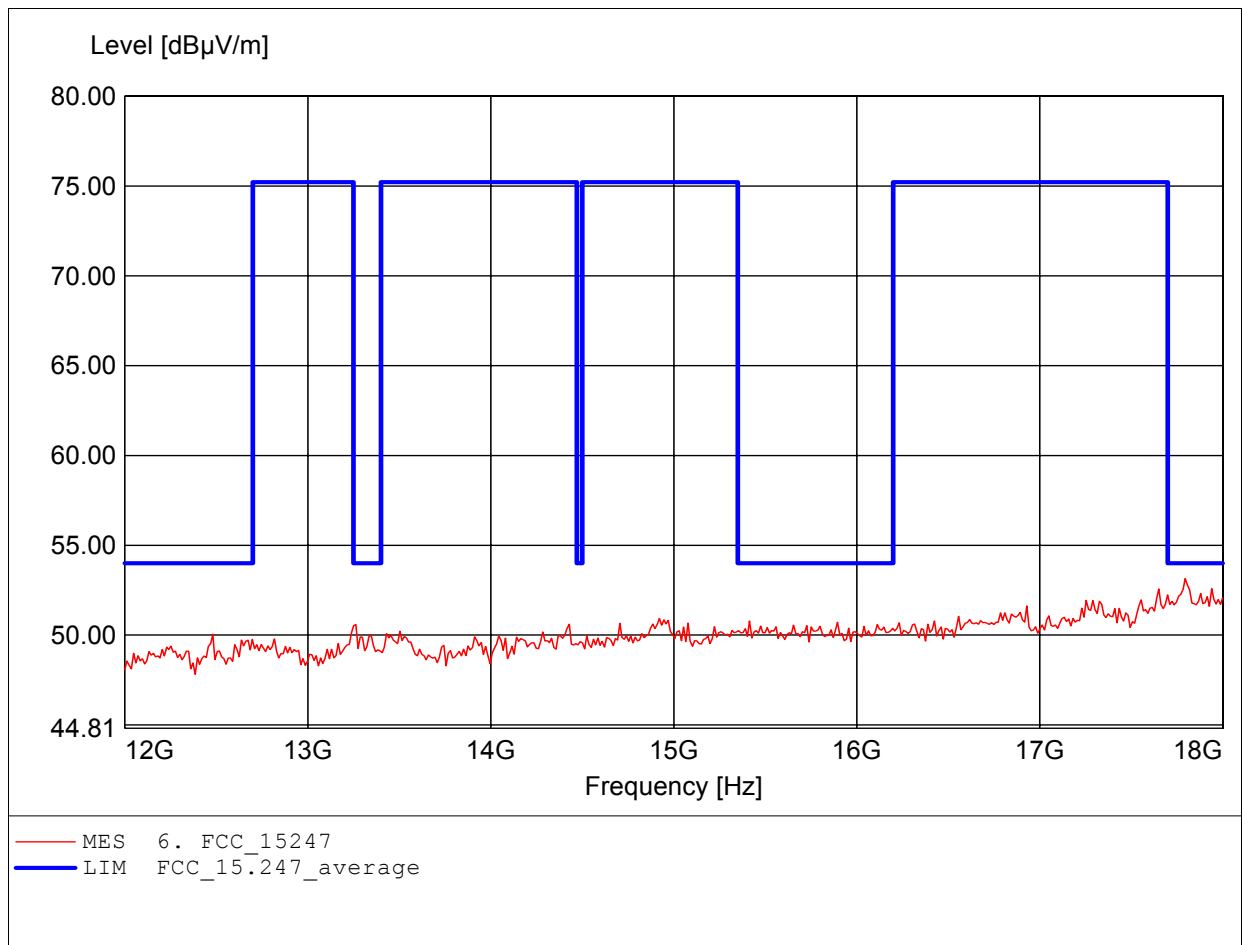
EUT: ProSafe 802.11g Wireless Access Point
MODEL NO.: WG102 11B CH11 Ant D
Approval Holder: Netgear Inc.
Test Site / Operator: ETS / Jay Chaing
Temperature/Voltage: Temp.: 23°C/ Unom.: 120 VAC (AC / DC Adapter)
Test Specification: according to §15.247, peak detector
Comment 1: Dist.: 3m, Ant.: HL025, ampl.+HP.
Freq: 17.760GHz, Emax: 52.93dBμV/m, RBW: 1MHz



Spurious emissions Field Strength

FCC RULES PART 15, SUBPART C

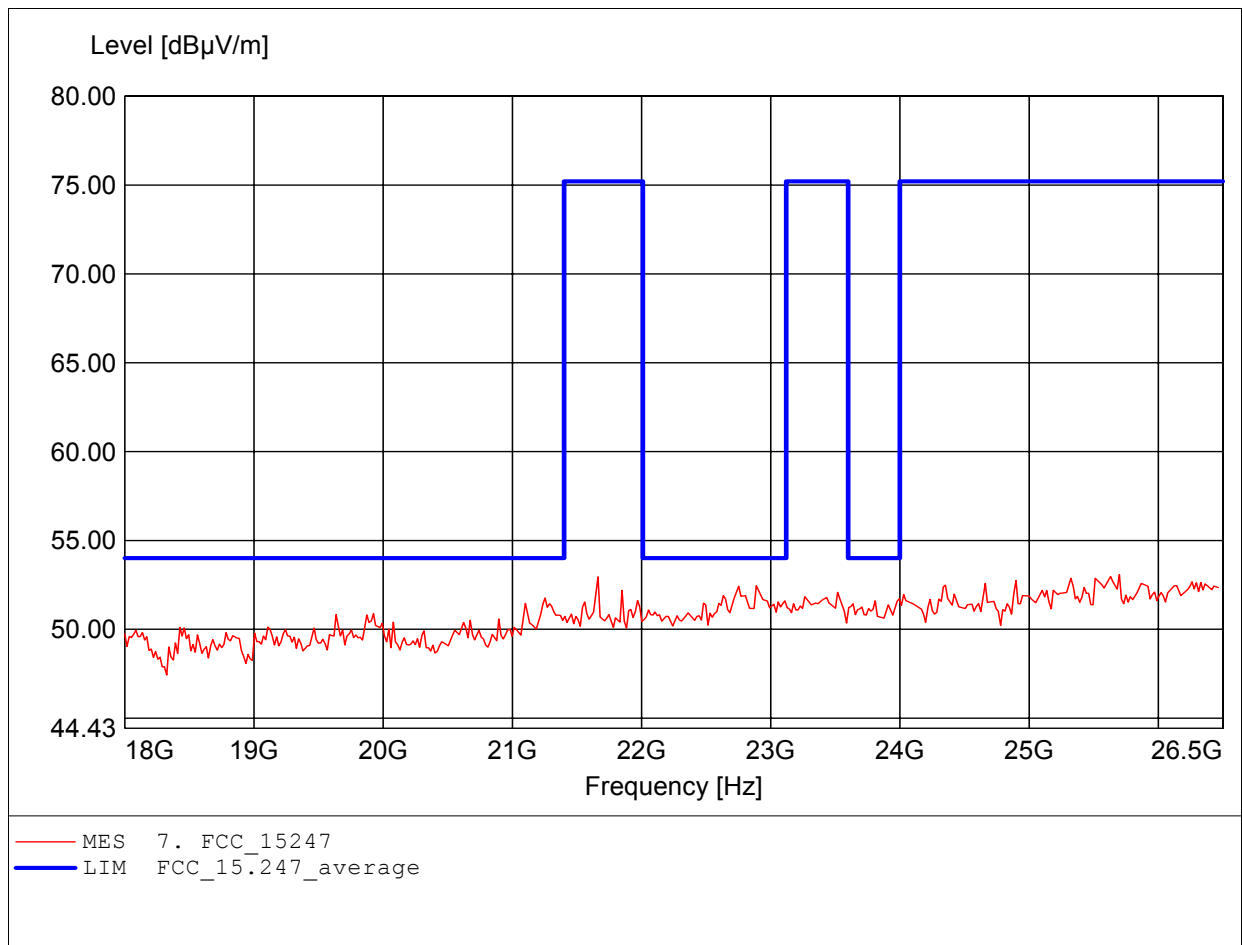
EUT: ProSafe 802.11g Wireless Access Point
MODEL NO.: WG102 11B CH11 Ant D
Approval Holder: Netgear Inc.
Test Site / Operator: ETS / Jay Chaing
Temperature/Voltage: Temp.: 23°C/ Unom.: 120 VAC (AC / DC Adapter)
Test Specification: according to §15.247, peak detector
Comment 1: Dist.: 3m, Ant.: HL025, ampl.+HP.
Freq: 17.796GHz, Emax: 53.15dBμV/m, RBW: 1MHz



Spurious emissions Field Strength

FCC RULES PART 15, SUBPART C

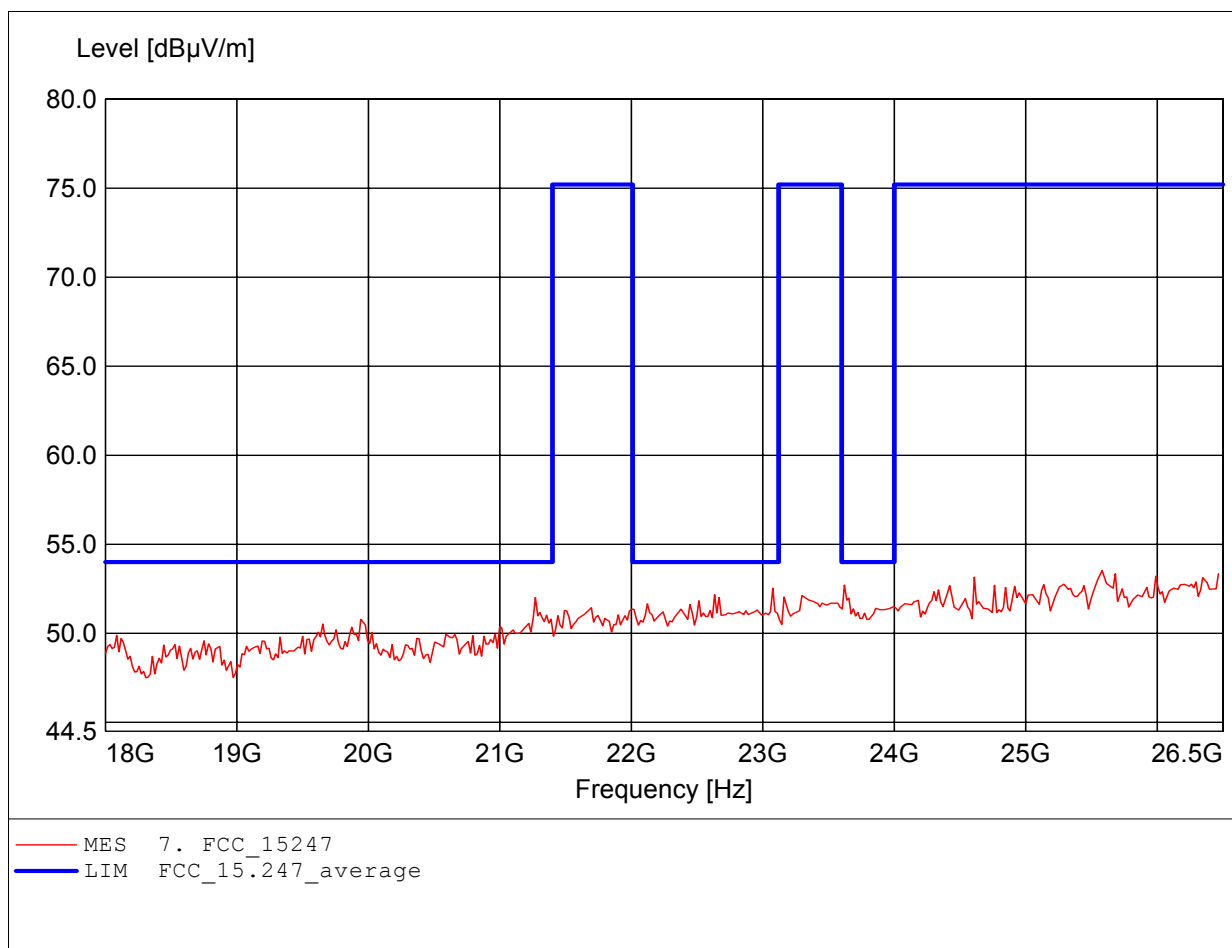
EUT: ProSafe 802.11g Wireless Access Point
MODEL NO.: WG102 11B CH11 Ant D
Approval Holder: Netgear Inc.
Test Site / Operator: ETS / Jay Chaing
Temperature/Voltage: Temp.: 23°C/ Unom.: 120 VAC (AC / DC Adapter)
Test Specification: according to §15.247, peak detector
Comment 1: Dist.: 3m, Ant.: HL025, amplif.
Freq: 25.699GHz, Emax: 53.08dBμV/m, RBW: 1MHz



Spurious emissions Field Strength

FCC RULES PART 15, SUBPART C

EUT: ProSafe 802.11g Wireless Access Point
MODEL NO.: WG102 11B CH11 Ant D
Approval Holder: Netgear Inc.
Test Site / Operator: ETS / Jay Chaing
Temperature/Voltage: Temp.: 23°C/ Unom.: 120 VAC (AC / DC Adapter)
Test Specification: according to §15.247, peak detector
Comment 1: Dist.: 3m, Ant.: HL025, amplif.
Freq: 25.580GHz, Emax: 53.53dBµV/m, RBW: 1MHz





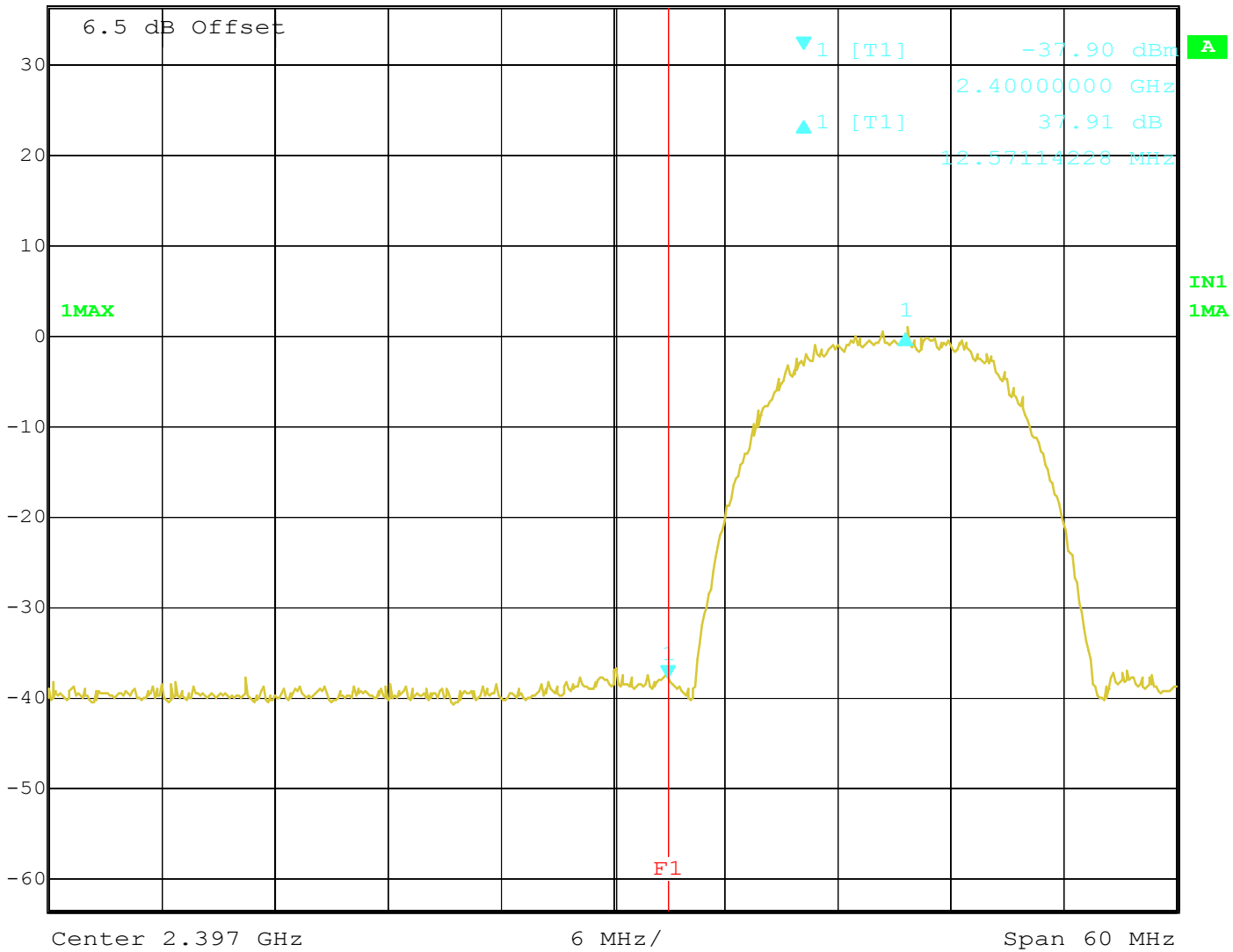
Registration number: W6M20409-5462-C-1
FCC ID: PY3WG102

Appendix C

Band Edge Measurement



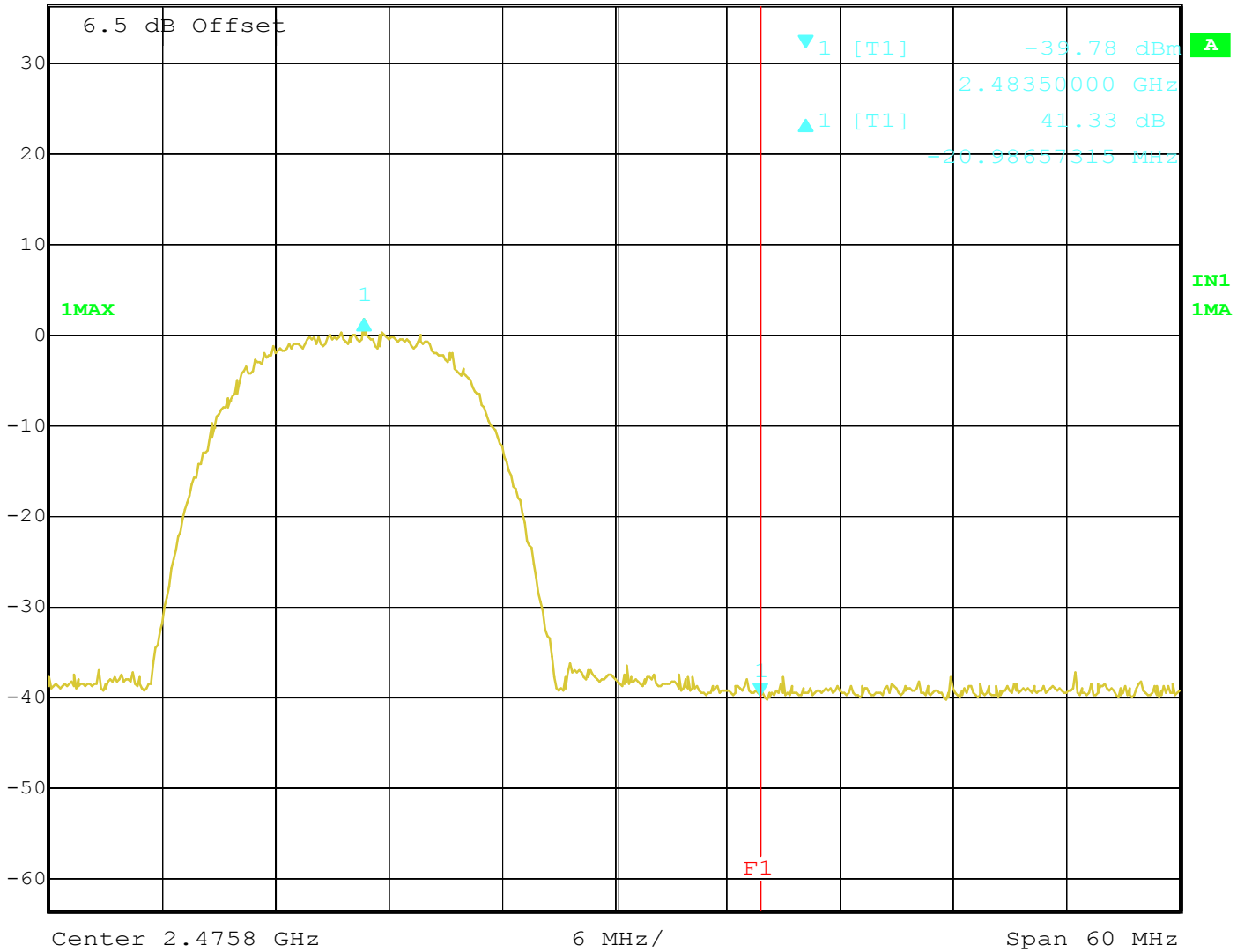
	Delta 1 [T1]	RBW	100 kHz	RF Att	40 dB
Ref Lvl	37.91 dB	VBW	100 kHz		
36.5 dBm	12.57114228 MHz	SWT	500 ms	Unit	dBm



Title: 11B CH1 BANDEDGE
 Comment A: Netgear Inc.
 Date: 20.SEP.2004 15:19:41



	Delta 1 [T1]	RBW	100 kHz	RF Att	40 dB
Ref Lvl	41.33 dB	VBW	100 kHz		
36.5 dBm	-20.98657315 MHz	SWT	500 ms	Unit	dBm



Title: 11B CH11 BANDEDGE
 Comment A: Netgear Inc.
 Date: 20.SEP.2004 15:17:58



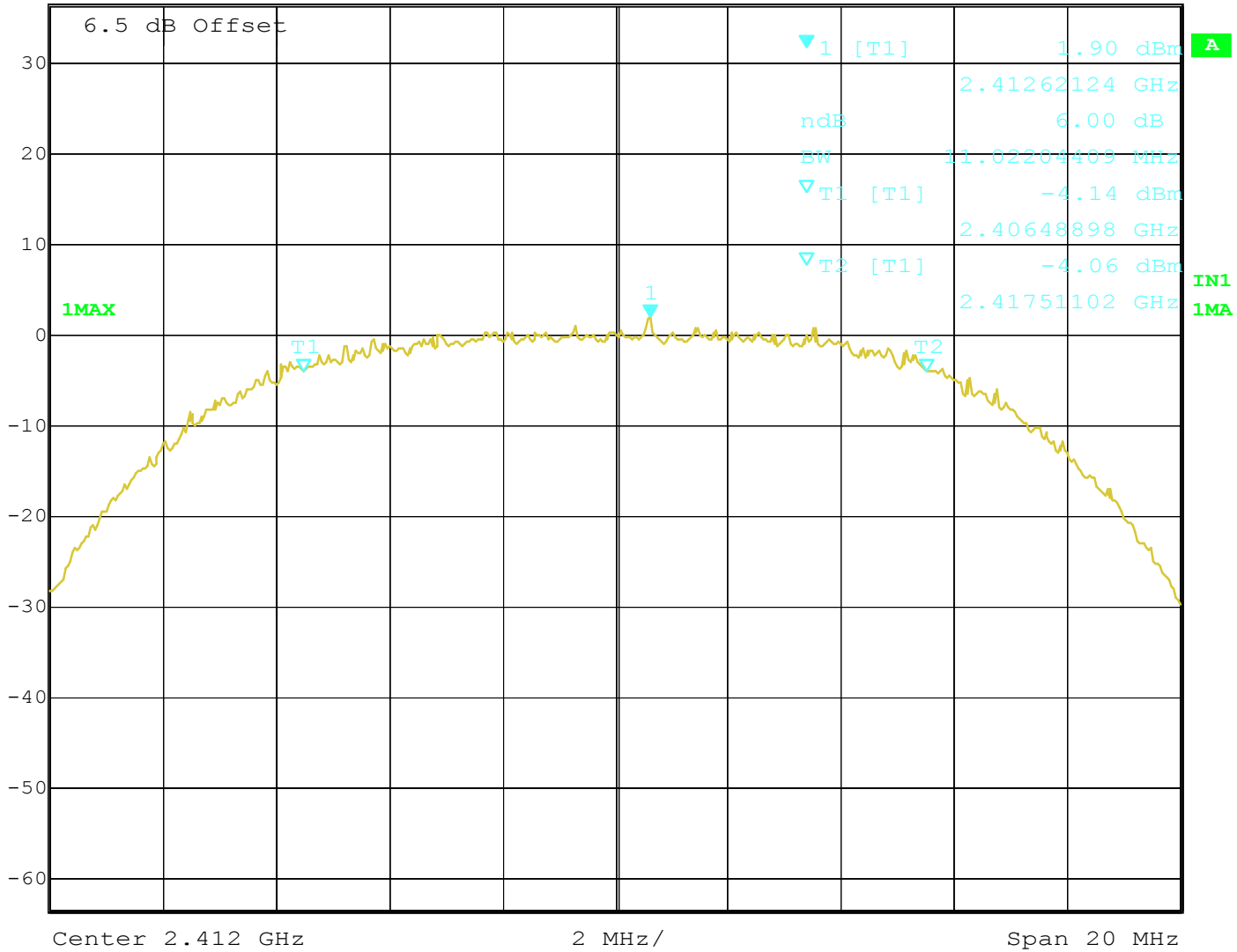
Registration number: W6M20409-5462-C-1
FCC ID: PY3WG102

Appendix D

Minimum 6dB Bandwidth



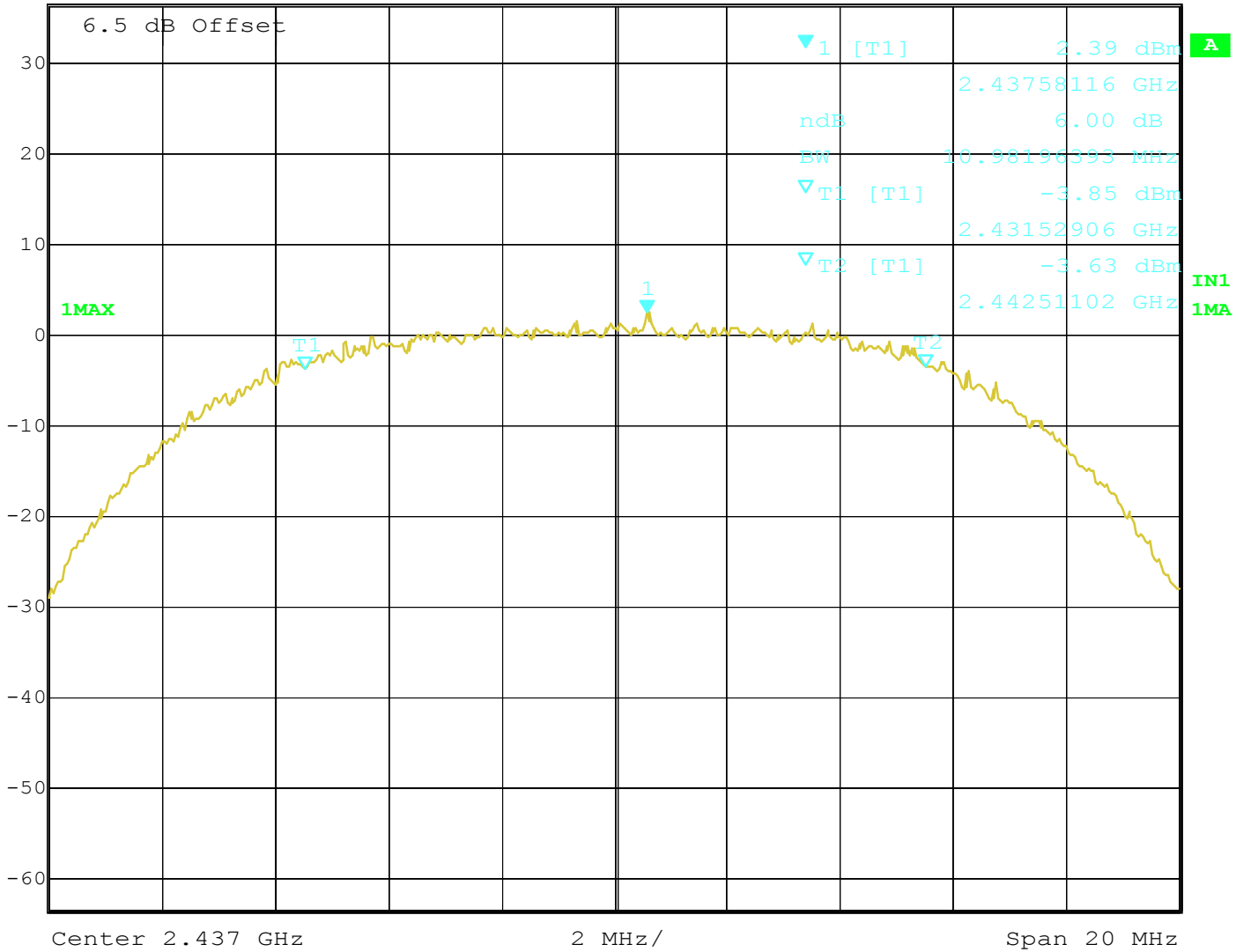
Marker 1 [T1 ndB] RBW 100 kHz RF Att 40 dB
 Ref Lvl ndB 6.00 dB VBW 300 kHz
 36.5 dBm BW 11.02204409 MHz SWT 500 ms Unit dBm



Title: 11B CH1 6dB BANDWIDTH
 Comment A: Netgear Inc.
 Date: 20.SEP.2004 15:26:49



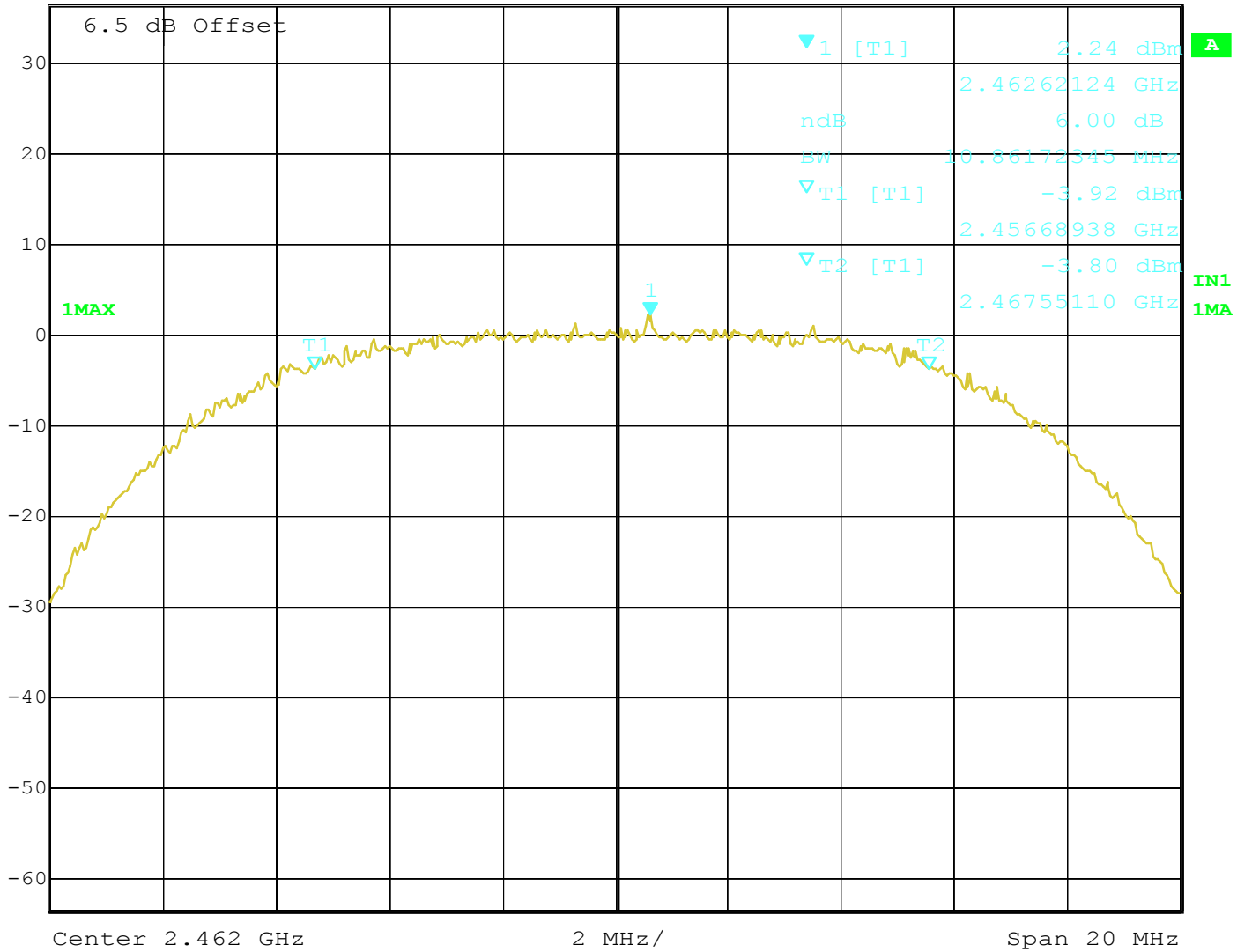
Marker 1 [T1 ndB] RBW 100 kHz RF Att 40 dB
 Ref Lvl ndB 6.00 dB VBW 300 kHz
 36.5 dBm BW 10.98196393 MHz SWT 500 ms Unit dBm



Title: 11B CH6 6dB BANDWIDTH
 Comment A: Netgear Inc.
 Date: 20.SEP.2004 15:28:16



Marker 1 [T1 ndB] RBW 100 kHz RF Att 40 dB
 Ref Lvl ndB 6.00 dB VBW 300 kHz
 36.5 dBm BW 10.86172345 MHz SWT 500 ms Unit dBm



Title: 11B CH11 6dB BANDWIDTH
 Comment A: Netgear Inc.
 Date: 20.SEP.2004 15:29:10



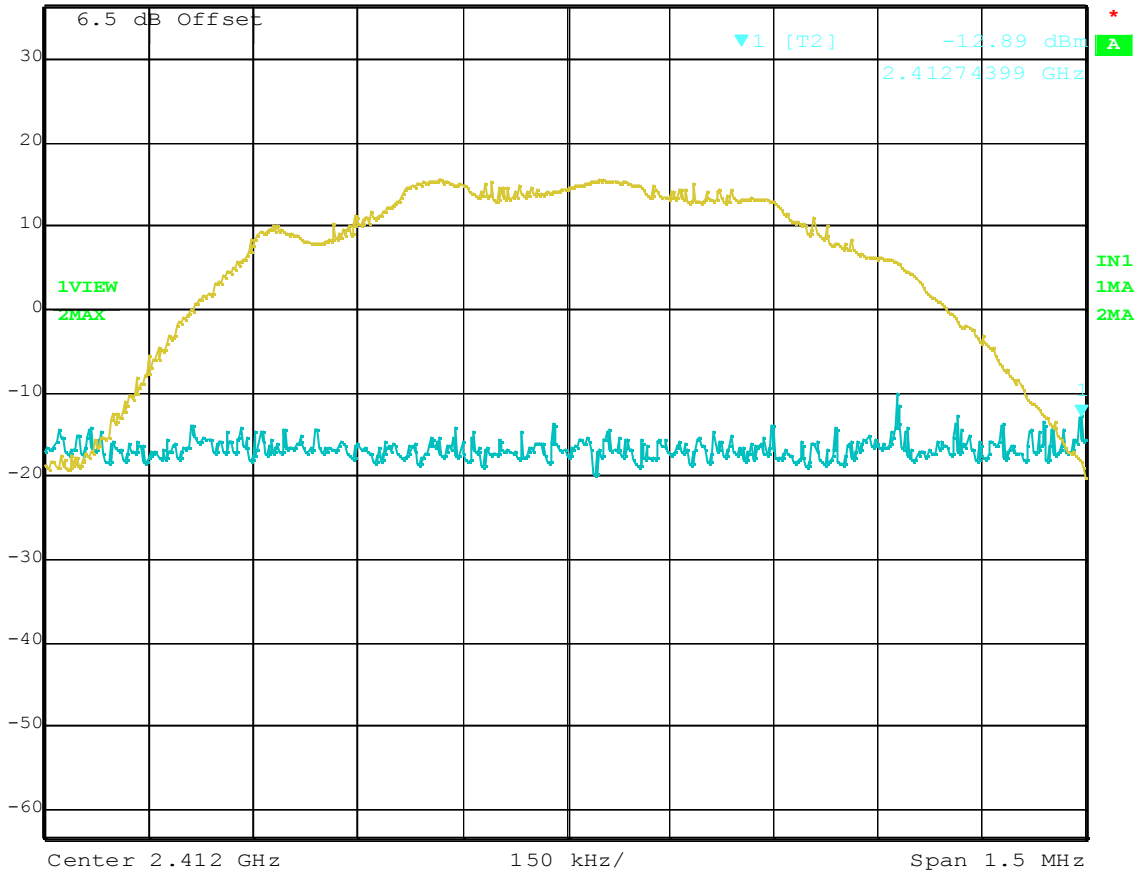
Registration number: W6M20409-5462-C-1
FCC ID: PY3WG102

Appendix E

Peak Power Spectral Density



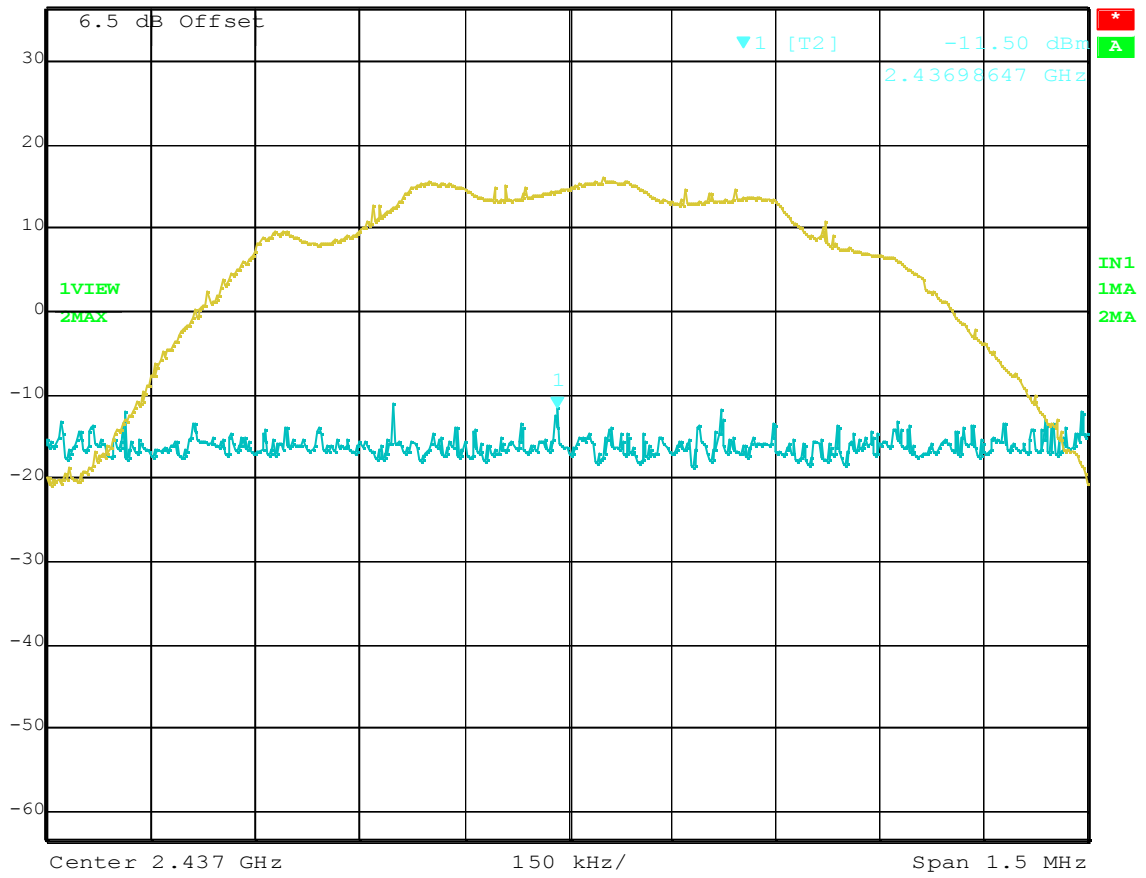
Marker 1 [T2] RBW 3 kHz RF Att 40 dB
Ref Lvl -12.89 dBm VBW 100 kHz
36.5 dBm 2.41274399 GHz SWT 500 s Unit dBm



Title: 11B CH1 POWER DENSITY
Comment A: Netgear Inc.
Date: 20.SEP.2004 14:54:54



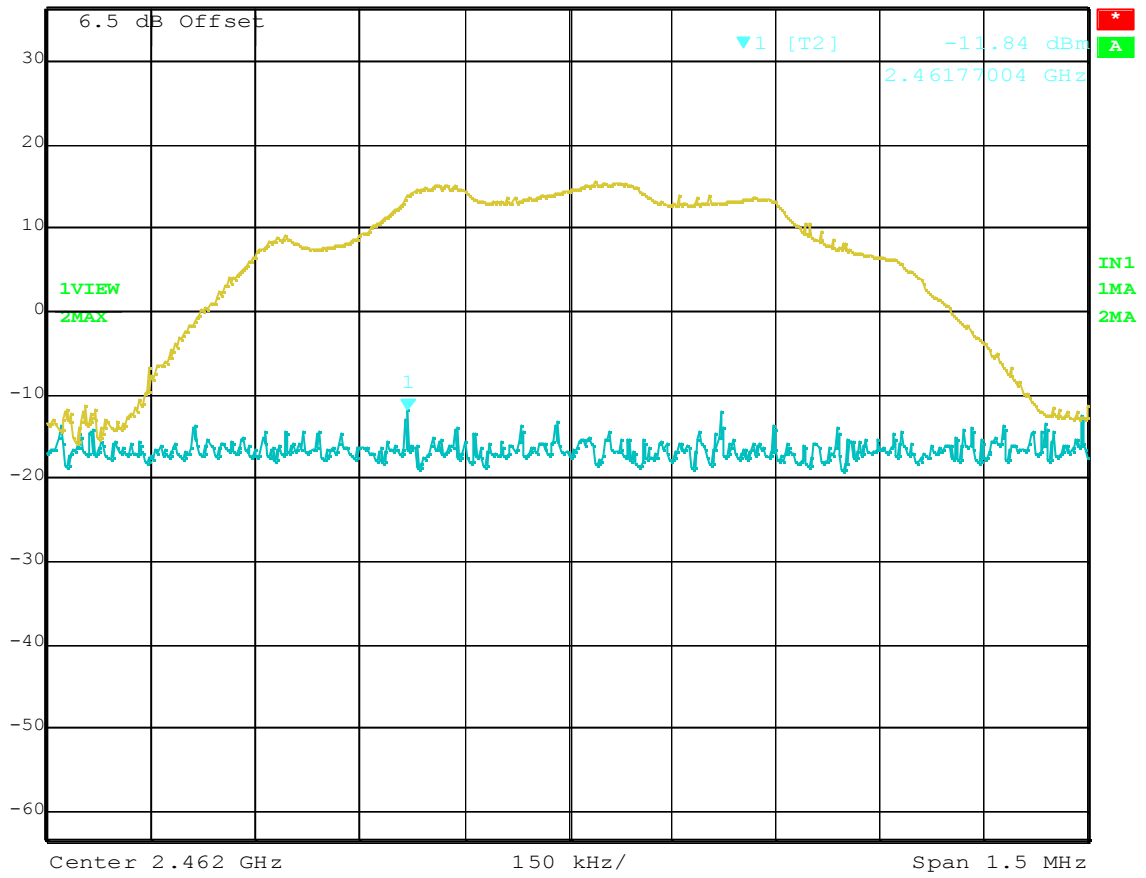
Marker 1 [T2] RBW 3 kHz RF Att 40 dB
Ref Lvl -11.50 dBm VBW 100 kHz
36.5 dBm 2.43698647 GHz SWT 500 s Unit dBm



Title: 11B CH6 POWER DENSITY
Comment A: Netgear Inc.
Date: 20.SEP.2004 15:03:31



Marker 1 [T2] RBW 3 kHz RF Att 40 dB
Ref Lvl -11.84 dBm VBW 100 kHz
36.5 dBm 2.46177004 GHz SWT 500 s Unit dBm



Title: 11B CH11 POWER DENSITY
Comment A: Netgear Inc.
Date: 20.SEP.2004 14:59:38



Registration number: W6M20409-5462-C-1
FCC ID: PY3WG102

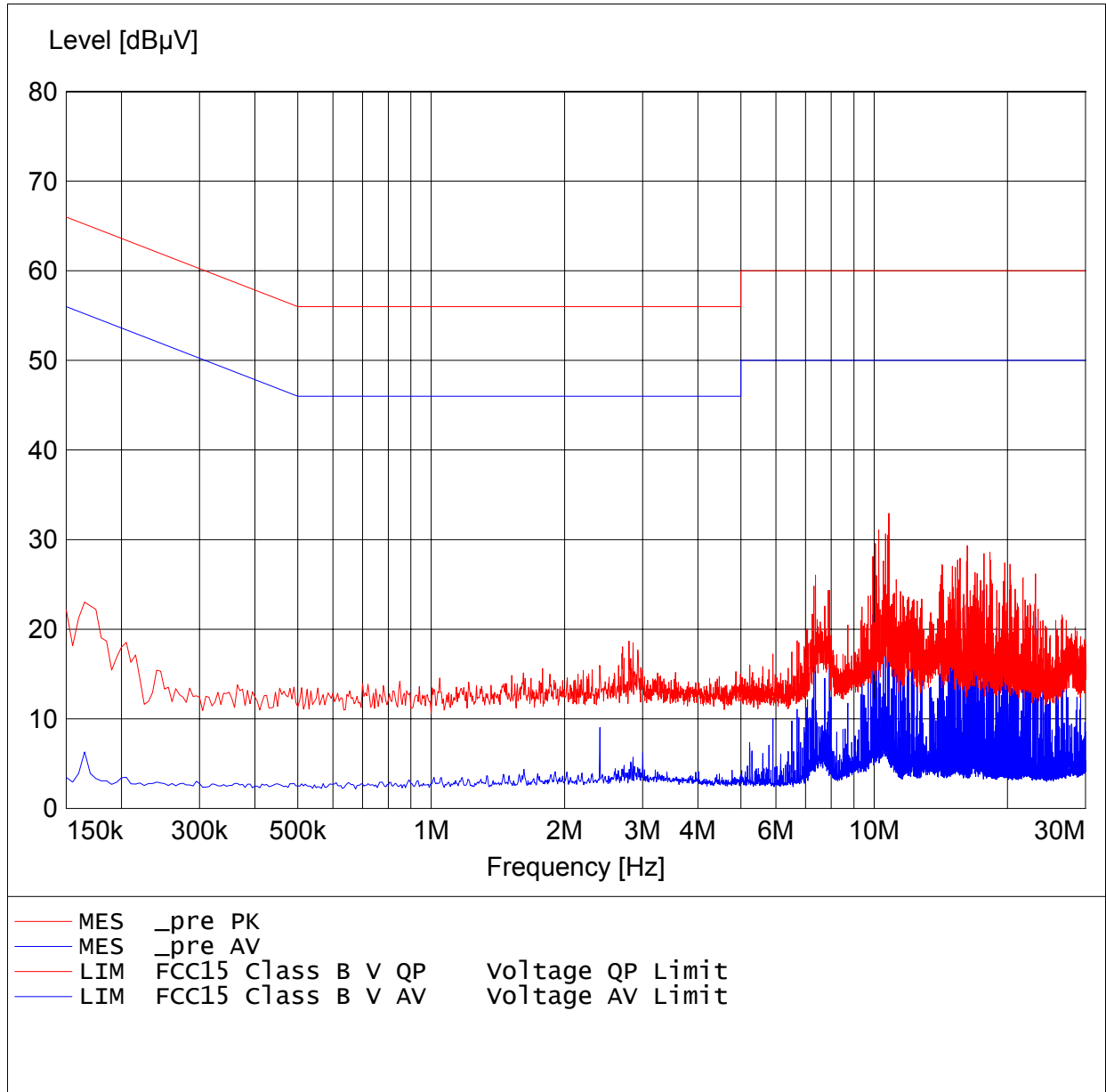
Appendix F

Power Line Conducted Emission

EMI voltage test in the ac-mains according to FCC Part 15

CLASS B

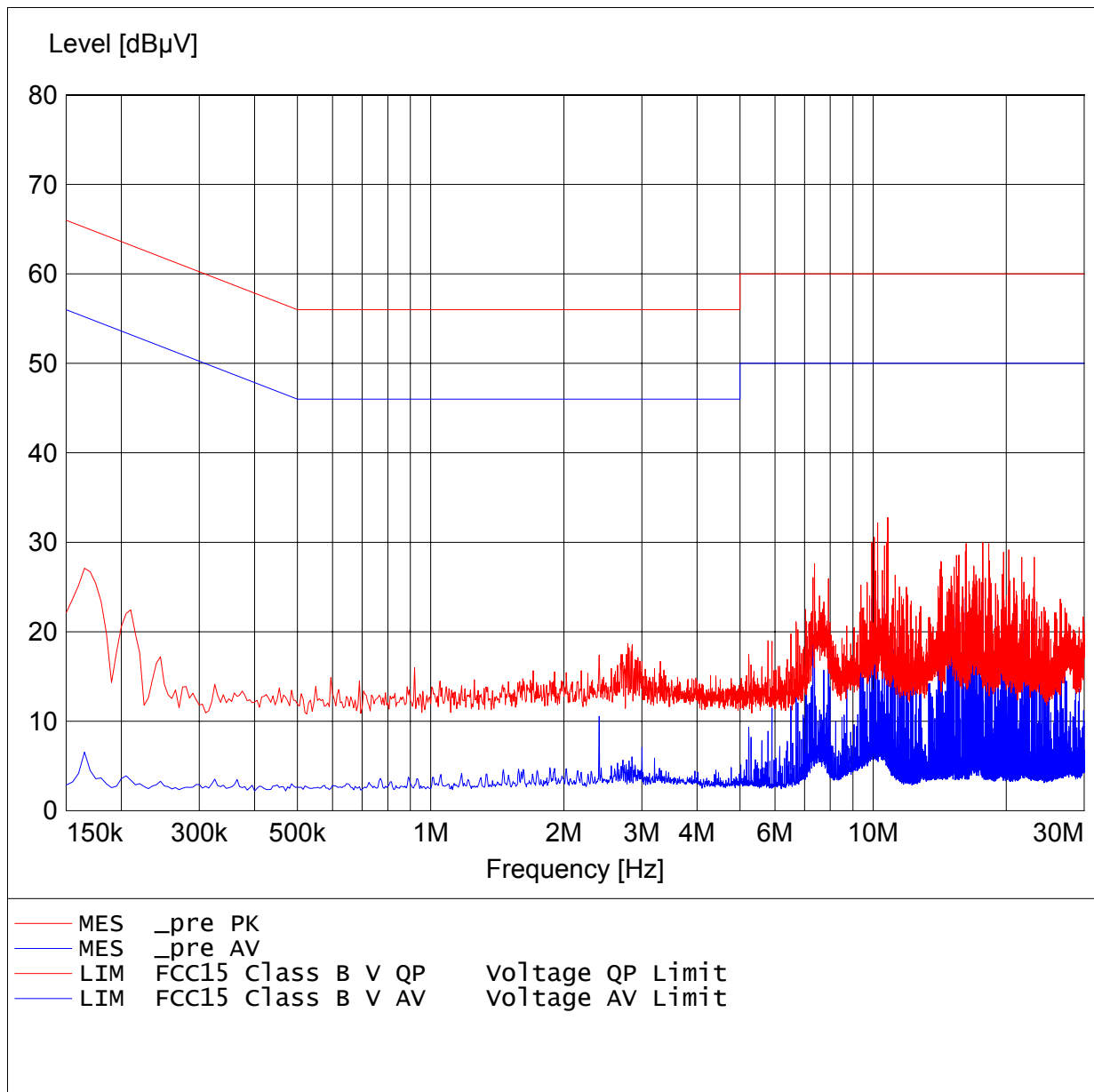
EUT: ProSafe 802.11g Wireless Access Point
Approval Holder: Netgear Inc.
Operating Condition: Unom: 120 VAC (ac/dc adaptor) , Tnom: 23°C
Test Site: ETS
Operator: Jay Chaing
Test Specification: V-network: ESH3-Z5 N
Comment: model: WG102 mode : active



EMI voltage test in the ac-mains according to FCC Part 15

Class B

EUT: ProSafe 802.11g wireless Access Point
Approval Hold: Netgear Inc.
Operating Condition: Unom: 120VAC (ac/dc adaptor), Tnom: 23°C
Test Site: ETS
Operator: Jay Chaing
Test Specification: V-network: ESH3-Z5 L1
Comment: model: WG102 mode : active





Registration number: W6M20409-5462-C-1
FCC ID: PY3WG102

Appendix G

Pictures