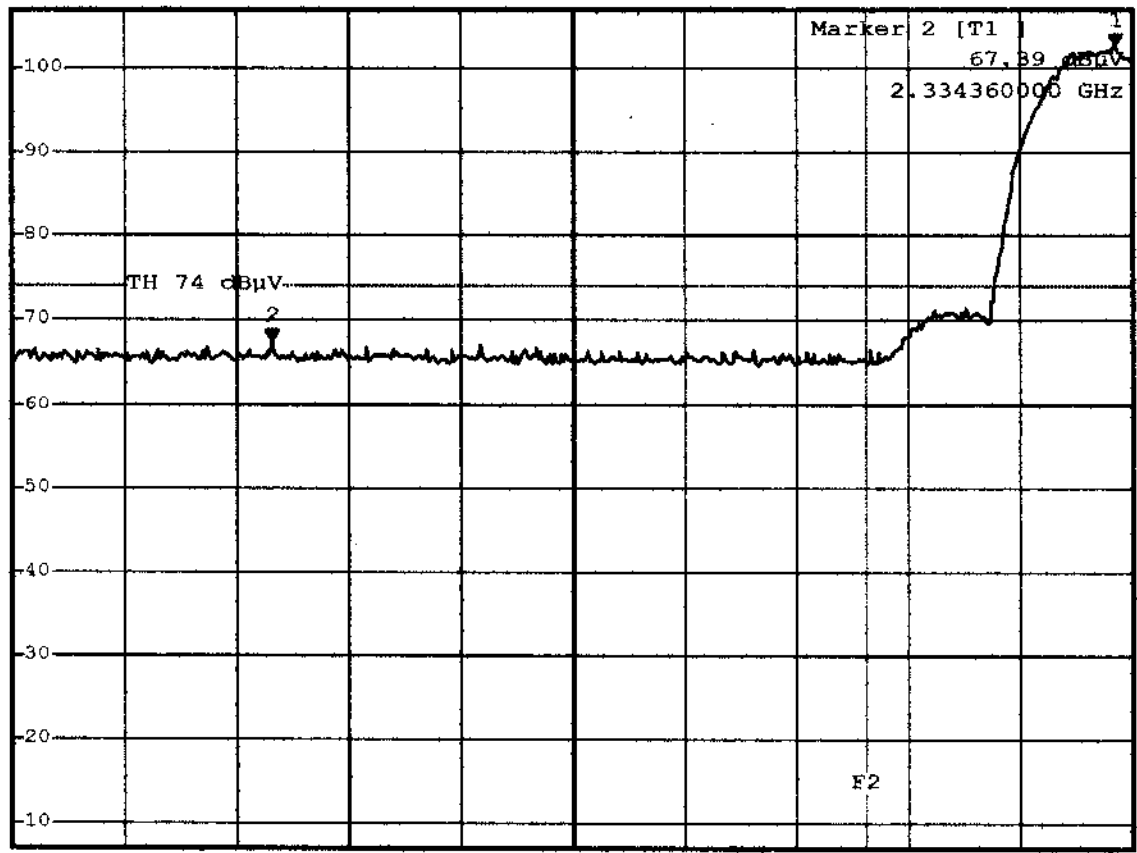




\*RBW 1 MHz      Marker 1 [T1 ]  
\*VBW 1 MHz      102.77 dBuV  
SWT 5 ms      2.413530000 GHz

Ref 107 dBuV      \*Att 10 dB

1 PK  
MAXH



Start 2.31 GHz      10.5 MHz/      Stop 2.415 GHz

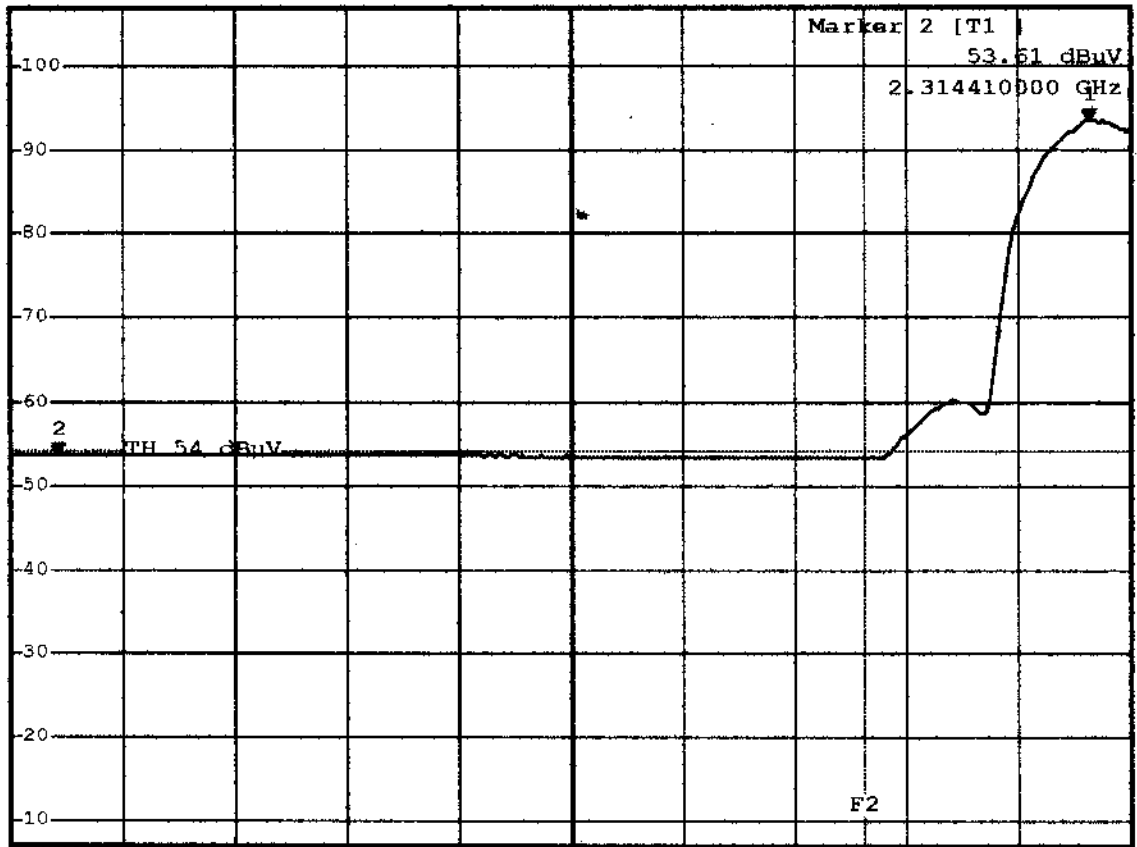
Comment A: Band-edge at low channel  
F2=2390MHz (build in antenna)  
Date: 25.NOV.2002 11:21:30



\*RBW 1 MHz      Marker 1 [T1 ]  
 \*VBW 10 Hz      93.56 dBuV  
 SWT 27 s      2.411220000 GHz

Ref 107 dBuV      \*Att 10 dB

1 PK  
 MAXE



Start 2.31 GHz      10.5 MHz/      Stop 2.415 GHz

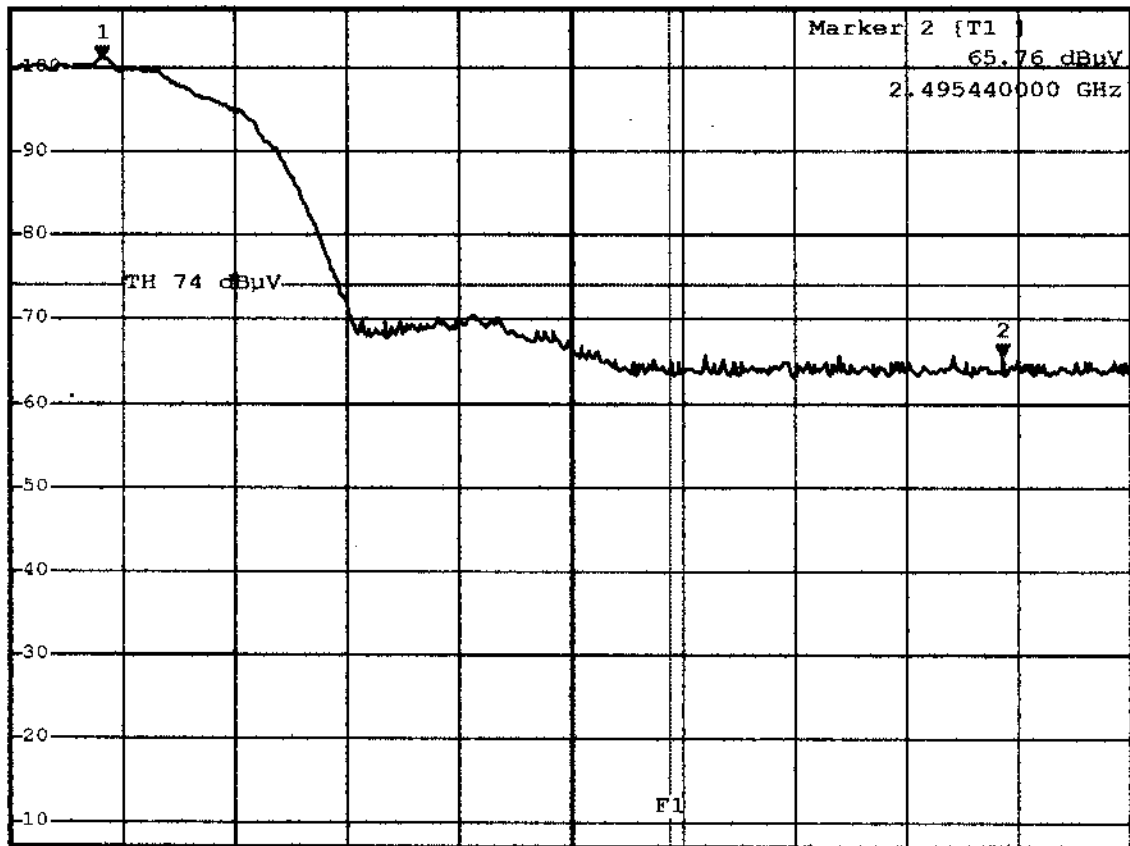
Comment A: Band-edge at low channel  
 F2=2390MHz (build in antenna)  
 Date: 25.NOV.2002 11:25:00



\*RBW 1 MHz      Marker 1 [T1 ]  
\*VBW 1 MHz      101.17 dBuV  
SWT 2.5 ms      2.463280000 GHz

Ref 107 dBuV      \*Att 10 dB

1 PK  
MAXH



Start 2.46 GHz

4 MHz/

Stop 2.5 GHz

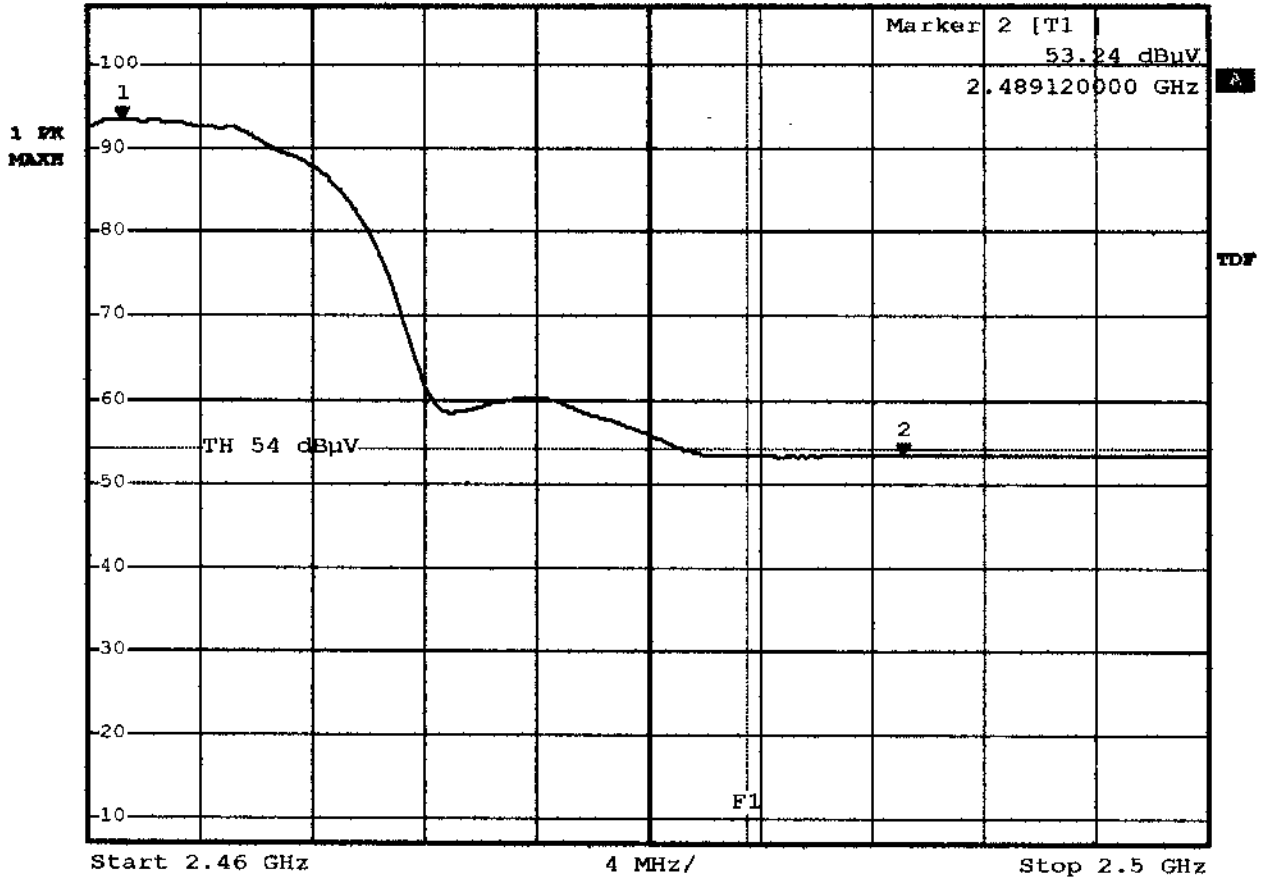
Comment A: Band-edge at high channel  
F1=2483.5MHz (build in antenna)

Date: 25.NOV.2002 11:36:41



\*RBW 1 MHz      Marker 1 [T1 ]  
 \*VBW 10 Hz      93.59 dBuV  
 SWT 10 s      2.461200000 GHz

Ref 107 dBuV      \*Att 10 dB

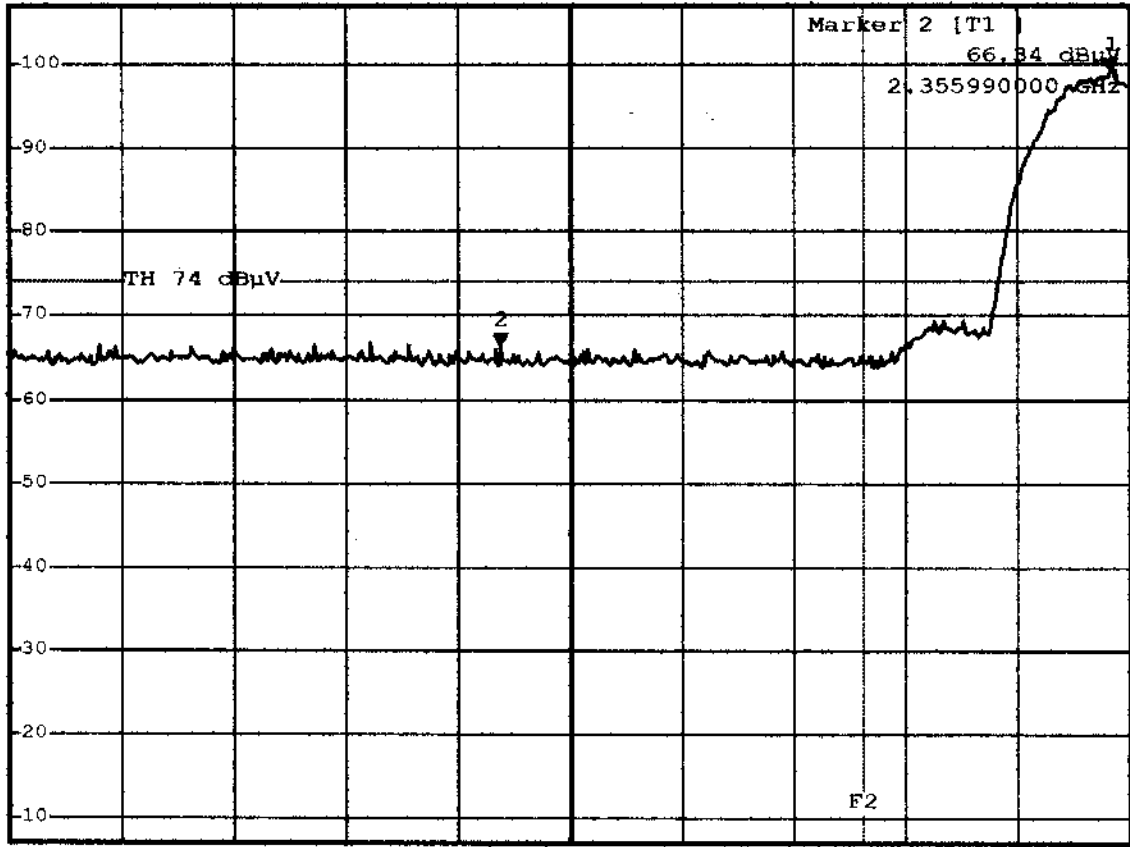


Comment A: Band-edge at high channel  
 F1=2483.5MHz (build in antenna)  
 Date: 25.NOV.2002 11:37:37



\*RBW 1 MHz      Marker 1 [T1 ]  
\*VBW 1 MHz      99.17 dBuV  
SWT 5 ms      2.413320000 GHz

Ref 107 dBuV      \*Att 10 dB



Start 2.31 GHz      10.5 MHz/      Stop 2.415 GHz

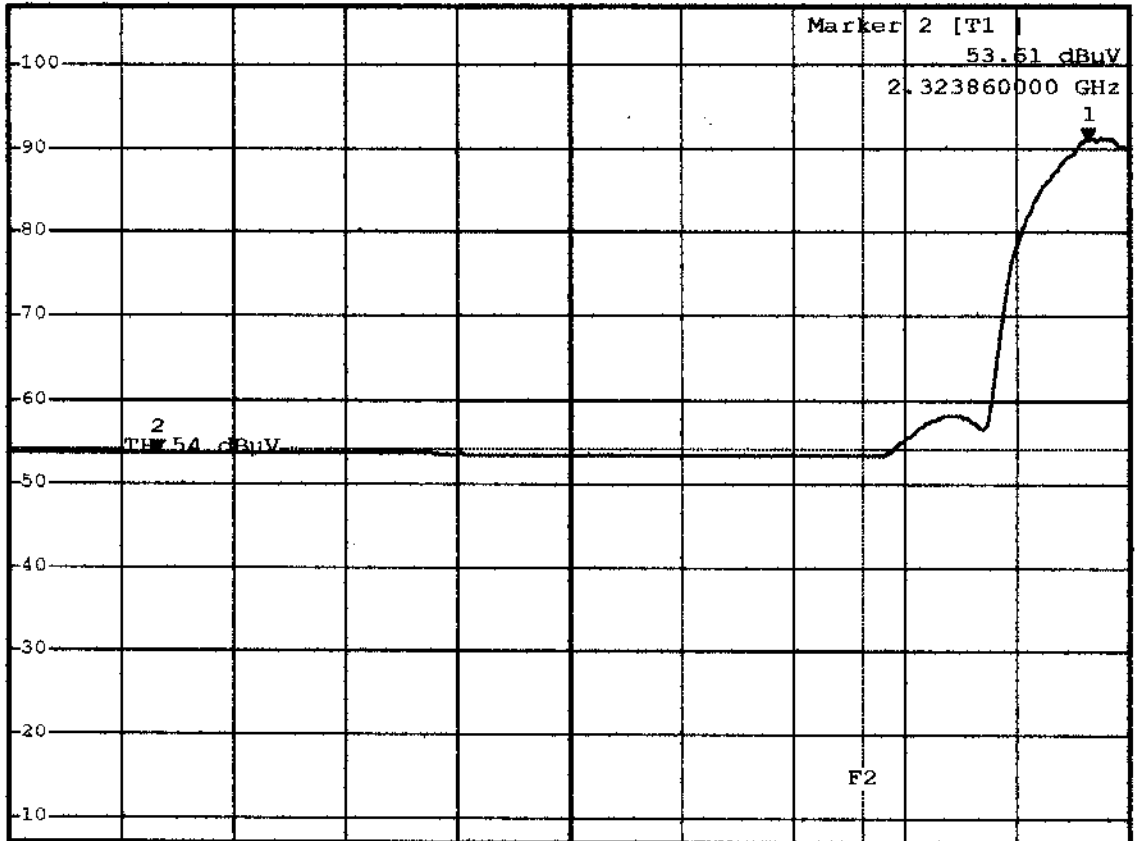
Comment A: Band-edge at low channela  
F2=2390MHz (external antenna)  
Date: 25.NOV.2002 11:28:34



\*RBW 1 MHz      Marker 1 [T1 ]  
 \*VBW 10 Hz      91.15 dBuV  
 SWT 27 s          2.411220000 GHz

Ref 107 dBuV      \*Att 10 dB

1 PK  
 MAXH



Start 2.31 GHz      10.5 MHz/      Stop 2.415 GHz

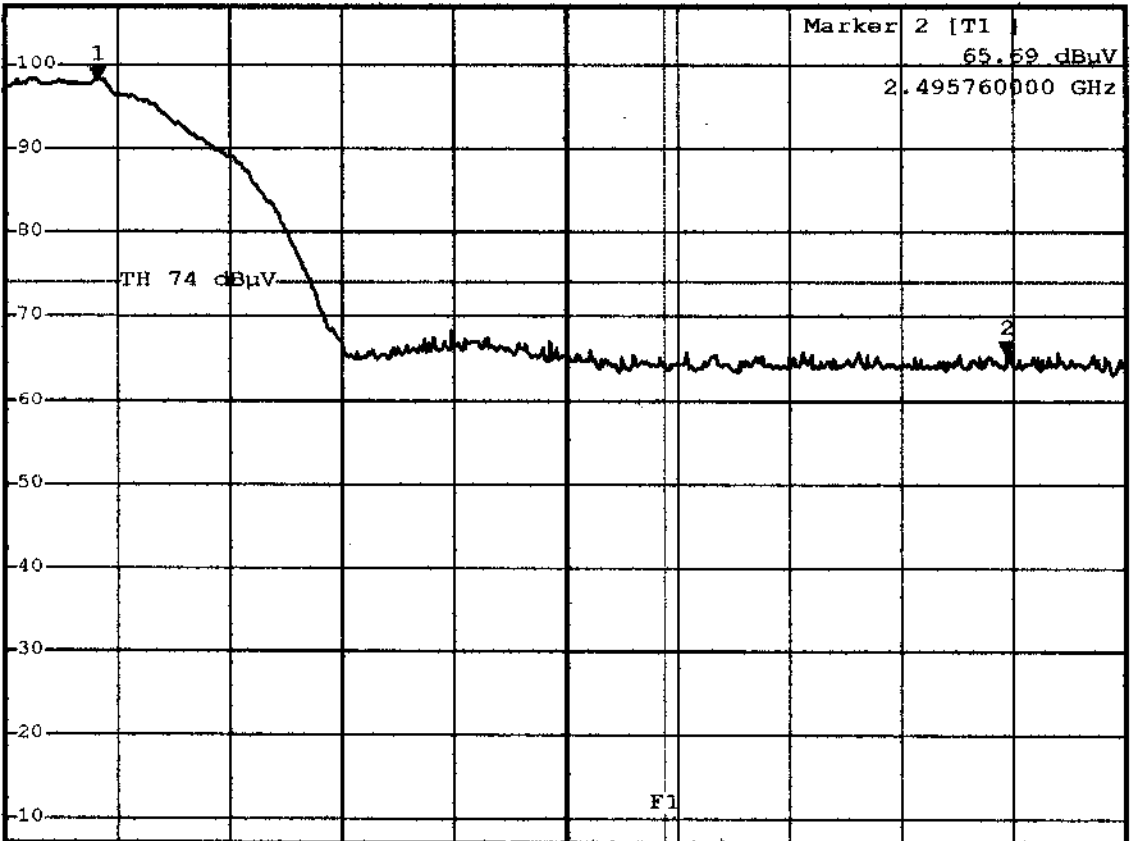
Comment A: Band-edge at low channel  
 F2=2390MHz (external antenna)

Date: 25.NOV.2002 11:30:02



\*RBW 1 MHz      Marker 1 [T1 ]  
\*VBW 1 MHz      98.24 dBμV  
SWT 2.5 ms      2.463280000 GHz

Ref 107 dBμV      \*Att 10 dB



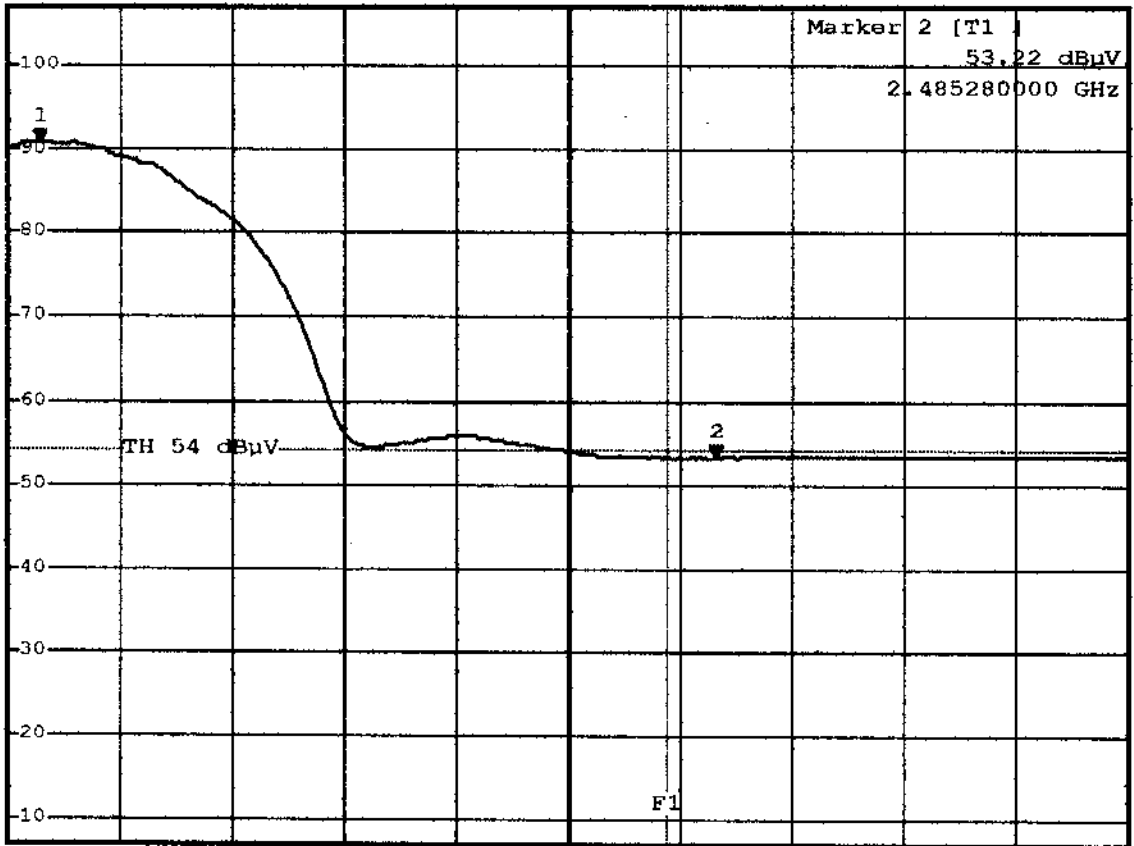
Start 2.46 GHz      4 MHz/      Stop 2.5 GHz

Comment A: Band-edge at high channel  
F1=2483.5MHz (external antenna)  
Date: 25.NOV.2002 11:32:47



\*RBW 1 MHz      Marker 1 [T1 ]  
\*VBW 10 Hz      90.92 dBuV  
SWT 10 s      2.461120000 GHz

Ref 107 dBuV      \*Att 10 dB



Start 2.46 GHz

4 MHz/

Stop 2.5 GHz

Comment A: Band-edge at high channel  
F1=2483.5MHz (external antenna)

Date: 25.NOV.2002 11:34:02