

FCC 47 CFR PART 22H and 24E

Test Report

Product Type : Mobile Hot Spot
Applicant : Netgear Inc.
Address : 350 East Plumeria Drive, San Jose, CA 95134
Trade Name : NETGEAR
Model Number : AC791L
Test Specification : FCC 47 CFR PART 22H: Oct, 2014
FCC 47 CFR PART 24E: Oct, 2014
ANSI/TIA/EIA-603-C
Application Purpose : Original
Receive Date : Apr. 20, 2015
Test Period : May 03 ~ 15, 2015
Issue Date : Jun. 12, 2015

Issue by

A Test Lab Techno Corp.
No. 140-1, Changan Street, Bade City,
Taoyuan County 334, Taiwan R.O.C.
Tel : +886-3-2710188 / Fax : +886-3-2710190



Taiwan Accreditation Foundation accreditation number: 1330

Note: This report shall not be reproduced except in full, without the written approval of A Test Lab Techno Corp. This document may be altered or revised by A Test Lab Techno Corp. personnel only, and shall be noted in the revision section of the document. The client should not use it to claim product endorsement by TAF, or any government agencies. The test results in the report only apply to the tested sample.

Revision History

Rev.	Issue Date	Revisions	Revised By
00	Jun. 12, 2015	Initial Issue	

Verification of Compliance

Issued Date: 06/12/2015

Product Type : Mobile Hot Spot
Applicant : Netgear Inc.
Address : 350 East Plumeria Drive, San Jose, CA 95134
Trade Name : NETGEAR
Model Number : AC791L
FCC ID : PY3AC791L
EUT Rated Voltage : DC 5V, 1A
Test Voltage : 120 Vac / 60 Hz, DC 3.50V / 3.80V / 4.35V
Applicable Standard : FCC 47 CFR PART 22H: Oct, 2014
FCC 47 CFR PART 24E: Oct, 2014
ANSI/TIA/EIA-603-C
Application Purpose : Original
Test Result : Complied
Performing Lab. : A Test Lab Techno Corp.
No. 140-1, Changan Street, Bade City,
Taoyuan County 334, Taiwan R.O.C.
Tel : +886-3-2710188 / Fax : +886-3-2710190
Taiwan Accreditation Foundation accreditation number: 1330
<http://www.atl-lab.com.tw/e-index.htm>



The above equipment was tested by A Test Lab Techno Corp. The test data, data evaluation, test procedures, and equipment configurations shown in this report were made in accordance with the procedures given in ANSI/TIA/EIA-603-C and the energy emitted by the sample tested as described in this report is in compliance with the requirements of FCC Rules Part 22H, Part 24E.

The test results of this report relate only to the tested sample identified in this report.

Approved By : Fly Lu Reviewed By : Eric Ou Yang
(Manager) (Fly Lu) (Testing Engineer) (Eric Ou Yang)

TABLE OF CONTENTS

1	General Information	6
1.1.	EUT Description	6
1.2.	Mode of Operation.....	8
1.3.	EUT Exercise Software	8
1.4.	Configuration of Test System Details	9
1.5.	Test Site Environment	9
1.6.	Summary of Test Result	10
2	RF Output Power Test	11
2.1.	Limit	11
2.2.	Test Instruments	11
2.3.	Test Setup.....	11
2.4.	Test Procedure	11
2.5.	Uncertainty	11
2.6.	Test Result.....	12
3	Effective Radiated Power / Equivalent Isotropic Radiated Power Test.....	17
3.1.	Limit	17
3.2.	Test Instruments	17
3.3.	Setup	17
3.4.	Test Procedure	19
3.5.	Uncertainty	19
3.6.	Test Result.....	20
4	Peak to Average Ratio Test.....	23
4.1.	Limit	23
4.2.	Test Instruments	23
4.3.	Setup	23
4.4.	Test Procedure	24
4.5.	Uncertainty	24
4.6.	Test Result.....	24
4.7.	Test Graphs	26
5	Emission Bandwidth & Occupied Bandwidth Test.....	29
5.1.	Limit	29
5.2.	Test Instruments	29
5.3.	Setup	29
5.4.	Test Procedure	30
5.5.	Uncertainty	30
5.6.	Test Result.....	30
5.7.	Test Graphs	32

6	Band Edge Test	42
6.1.	Limit	42
6.2.	Test Instruments	42
6.3.	Setup	42
6.4.	Test Procedure	43
6.5.	Uncertainty	43
6.6.	Test Result.....	43
6.7.	Test Graphs	44
7	Conducted Spurious Emission Test	50
7.1.	Limit	50
7.2.	Test Instruments	50
7.3.	Setup	50
7.4.	Test Procedure	51
7.5.	Uncertainty	51
7.6.	Test Result.....	51
8	Field Strength of Spurious Radiation Test.....	151
8.1.	Limit	151
8.2.	Test Instruments	151
8.3.	Setup	152
8.4.	Test Procedure	153
8.5.	Uncertainty	153
8.6.	Test Result.....	154
9	Frequency Stability (Temperature & Voltage Variation) Test.....	178
9.1.	Limit	178
9.2.	Test Instruments	178
9.3.	Setup	178
9.4.	Test Procedure	179
9.5.	Uncertainty	179
9.6.	Test Result.....	180

1 General Information

1.1. EUT Description

Applicant	Netgear Inc.				
Applicant Address	350 East Plumeria Drive, San Jose, CA 95134				
Manufacturer	Netgear Inc.				
Manufacturer Address	350 East Plumeria Drive, San Jose, CA 95134				
Product Type	Mobile Hot Spot				
Trade Name	NETGEAR				
Model Number	AC791L				
FCC ID	PY3AC791L				
IMEI No.	359071060001045				
Mode	GPRS/EGPRS	Band	UL Frequency (MHz)	DL Frequency (MHz)	Modulation
		850	824.2 ~ 848.8	869.2 ~ 893.8	GMSK/8PSK
	WCDMA (RMC12.2K)/ HSDPA/ HSUPA/ HSPA+	1900	1850.2 ~ 1909.8	1930.2 ~ 1989.8	GMSK/8PSK
		Band	UL Frequency (MHz)	DL Frequency (MHz)	Modulation
		II	1852.4 ~ 1907.6	1932.4 ~ 1987.6	QPSK
		V	826.4 ~ 846.6	871.4 ~ 891.6	QPSK
	CDMA/ 1xRTT/ 1xEV-DO	Band	UL Frequency (MHz)	DL Frequency (MHz)	Modulation
		800 (BC 0)	824.70 ~ 848.31	869.70 ~ 893.31	QPSK
		1900 (BC 1)	1851.25 ~ 1908.75	1931.25 ~ 1988.75	QPSK
	Channel Control	Auto			
Type of Antenna	Internal IFA type				
Antenna Gain (dBi)	GPRS/EGPRS 850 : 1.5 dBi GPRS/EGPRS 1900 : 0.5 dBi WCDMA/ HSDPA/ HSUPA/HSPA+ Band II : 0.5 dBi WCDMA/ HSDPA/ HSUPA/HSPA+ Band V : 1.5 dBi CDMA/1xRTT/EVDO 850 (BC 0) : 1.5 dBi CDMA/1xRTT/EVDO 1900 (BC 1) : 0.5 dBi				
Max. RF Output power	GPRS 850 : 32.83 dBm / 1.919 W EGPRS 850 : 28.47 dBm / 0.748 W GPRS 1900 : 30.58 dBm / 1.143 W EGPRS 1900 : 27.92 dBm / 0.619 W WCDMA/ HSDPA/ HSUPA/HSPA+ Band II : 26.60 dBm / 0.457 W WCDMA/ HSDPA/ HSUPA/HSPA+ Band V : 27.16 dBm / 0.520 W CDMA/1xRTT 850 (BC 0) : 25.11 dBm / 0.324 W 1xEV-DO 850 (BC 0) : 29.54 dBm / 0.899 W CDMA/1xRTT 1900 (BC 1) : 24.99 dBm / 0.316 W 1xEV-DO 1900 (BC 1) : 29.28 dBm / 0.847 W				

Max. ERP/EIRP	GPRS 850	:	31.91 dBm	/	1.552 W
	EGPRS 850	:	27.47 dBm	/	0.558 W
	GPRS 1900	:	27.35 dBm	/	0.543 W
	EGPRS 1900	:	23.89 dBm	/	0.245 W
	WCDMA/ HSDPA/ HSUPA/HSPA+ Band II	:	23.45 dBm	/	0.221 W
	WCDMA/ HSDPA/ HSUPA/HSPA+ Band V	:	23.67 dBm	/	0.233 W
	CDMA 850 (BC 0)	:	24.64 dBm	/	0.291 W
	1xEV-DO 850 (BC 0)	:	23.88 dBm	/	0.244 W
	CDMA 1900 (BC 1)	:	24.97 dBm	/	0.314 W
	1xEV-DO 1900 (BC 1)	:	23.83 dBm	/	0.242 W
Power Adapter List					
Power adapter (1)	Trade Name	NETGEAR	Model Number	MU05BT050100-A1	
	I/P: 100-240VAC, 50/60Hz, 0.15A				
	O/P: 5VDC, 1A Cable out: Shielded, 1.0m, Detachable at Power Adapter				
Power adapter (2)	Trade Name	NETGEAR	Model Number	AD2038F20	
	I/P: 100-240VAC, 50/60Hz, 0.13A				
	O/P: 5VDC, 1A Cable out: Shielded, 1.0m, Detachable at Power Adapter				

1.2. Mode of Operation

ATL has verified the construction and function in typical operation. All the test modes were carried out with the EUT in normal operation, which was shown in this test report and defined as:

Test Mode
Mode 1: GPRS 850 Link Mode
Mode 2: GPRS 1900 Link Mode
Mode 3: EGPRS 850 Link Mode
Mode 4: EGPRS 1900 Link Mode
Mode 5: WCDMA Band II Link Mode
Mode 6: WCDMA Band V Link Mode
Mode 7: CDMA 850 (BC 0) Link Mode
Mode 8: CDMA 1900 (BC 1) Link Mode
Mode 9: 1xEV-DO 850 (BC 0) Link Mode
Mode 10: 1xEV-DO 1900 (BC 1) Link Mode

Note: Regards to the frequency band operation: the lowest, middle and highest frequency of channel were selected to perform the test, then shown on this report.

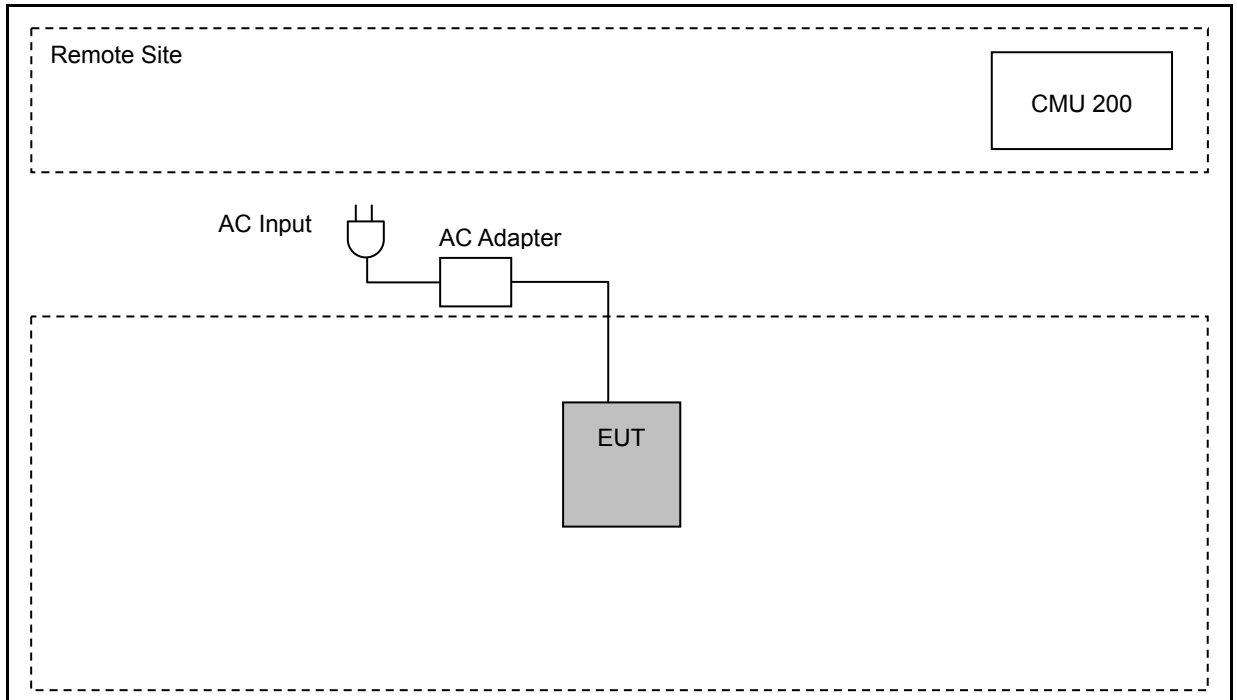
By preliminary testing and verifying three axis (X, Y and Z) position of EUT transmitted status, it was found that "X axis" position was the worst, then the final test was executed the worst condition and test data were recorded in this report.

The device used two models of adapter, adapter number: MU05BT050100-A1 is worst case to perform testing.

1.3. EUT Exercise Software

1	Setup the EUT and Base Station (CMU200) as shown on 1.4.
2	Turn on the power of all equipment.

1.4. Configuration of Test System Details



1.5. Test Site Environment

Items	Required (IEC 60068-1)	Actual
Temperature (°C)	15-35	26
Humidity (%RH)	25-75	60
Barometric pressure (mbar)	860-1060	950

1.6. Summary of Test Result

Description	FCC Rule	Limit	Result
Conducted Output Power	§2.1046	N/A	Pass
Effective Radiated Power	§22.913(a)(2)	< 7 Watts	Pass
Equivalent Isotropic Radiated Power	§24.232(c)	≤ 11.5 Watts	Pass
Peak to average ratio	§24.232(d)	< 13 dB	Pass
Emission Bandwidth & Occupied Bandwidth	§2.1049 §22.917(a) §24.238(a)	N/A	Pass
Band Edge Measurement	§2.1051 §22.917(a) §24.238(a)	< 43+10log ₁₀ (P[Watts])	Pass
Conducted Spurious Emission	§2.1051 §22.917(a) §24.238(a)	< 43+10log ₁₀ (P[Watts])	Pass
Field Strength of Spurious Radiation	§2.1053 §22.917(a) §24.238(a)	< 43+10log ₁₀ (P[Watts])	Pass
Frequency Stability for Temperature & Voltage	§2.1055 §22.355 §24.235	< 2.5 ppm	Pass

2 RF Output Power Test

2.1. Limit

N/A

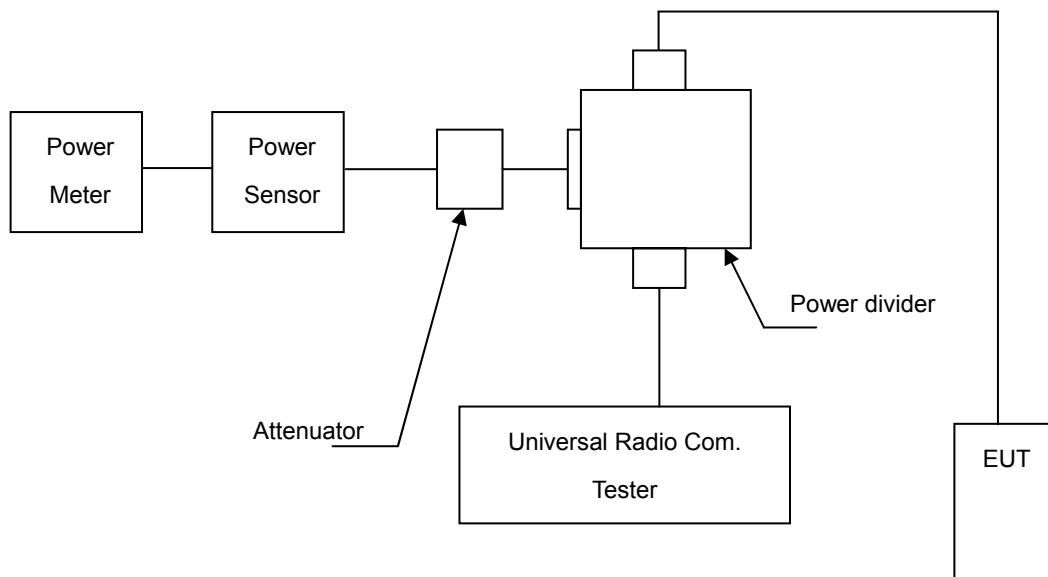
2.2. Test Instruments

Equipment	Manufacturer	Model Number	Serial Number	Cal. Date	Remark
Universal Radio Communication Tester	R & S	CMU200	109369	10/21/2014	(2)
Single Channel PK Power Sensor	Agilent	N1911A	MY45101619	12/15/2014	(1)
Wideband Power Meter	Agilent	N1921A	MY45241957	12/15/2014	(1)
Test Site	ATL	TE05	TE05	N.C.R.	-----

Remark: ⁽¹⁾ Calibration period 1 year. ⁽²⁾ Calibration period 2 years.

Note: N.C.R. = No Calibration Request.

2.3. Test Setup



2.4. Test Procedure

The measurement is made according to as follows:

1. The transmitter output was connected to power meter and base station through Power Divider.
2. Set base station for EUT at GSM 850: PCL=5 and PCS 1900: PCL=0.
3. Set base station for EUT at WCDMA Band V and WCDMA Band II, power level was set to maximum.
4. Select lowest, middle, and highest channels for each band.

2.5. Uncertainty

The measurement uncertainty is defined as for RF output power measurement is 1.2 dB.

2.6. Test Result

Model Number	AC791L						
Test Item	RF Output Power						
Date of Test	05/03/2015			Test Site		TE05	
Bands	Modulation Type	Data Rate	Frequency (MHz)	Burst Average Power		Peak Power	
				(dBm)	(W)	(dBm)	(W)
GRRS 850 Multi Class :10 Max Up:2 Max Down:4 Sum:5	GMSK	4Down1Up (Duty Factor 1/8)	824.2	32.52	1.786	32.65	1.841
			836.6	32.63	1.832	32.83	1.919
			848.8	32.27	1.687	32.39	1.734
		3Down2Up (Duty Factor 2/8)	824.2	30.91	1.233	29.97	0.993
			836.6	30.97	1.250	31.22	1.324
			848.8	30.46	1.112	29.91	0.979
EGPRS 850 Multi Class :12 Max Up:4 Max Down:4 Sum:5	8PSK	4Down1Up (Duty Factor 1/8)	824.2	25.34	0.342	28.53	0.713
			836.6	25.51	0.356	28.74	0.748
			848.8	25.29	0.338	28.48	0.705
		3Down2Up (Duty Factor 2/8)	824.2	25.26	0.336	28.47	0.703
			836.6	25.37	0.344	28.51	0.710
			848.8	25.22	0.333	28.33	0.681
		2Down3Up (Duty Factor 3/8)	824.2	25.19	0.330	28.49	0.706
			836.6	25.31	0.340	28.54	0.714
			848.8	25.05	0.320	28.36	0.685
		1Down4Up (Duty Factor 4/8)	824.2	25.09	0.323	28.21	0.662
			836.6	25.10	0.324	28.35	0.684
			848.8	25.02	0.318	28.16	0.655

Note: The peak power testing result was used peak detector.

Model Number	AC791L						
Test Item	RF Output Power						
Date of Test	05/03/2015			Test Site		TE05	
Bands	Modulation Type	Data Rate	Frequency (MHz)	Burst Average Power		Peak Power	
				(dBm)	(W)	(dBm)	(W)
GRRS 1900 Multi Class :10 Max Up:2 Max Down:4 Sum:5	GMSK	4Down1Up (Duty Factor 1/8)	1850.20	29.97	0.993	30.42	1.102
			1880.00	29.81	0.957	30.33	1.079
			1909.80	30.02	1.005	30.58	1.143
		3Down2Up (Duty Factor 2/8)	1850.20	29.71	0.935	30.21	1.050
			1880.00	29.50	0.891	30.17	1.040
			1909.80	29.73	0.940	30.25	1.059
EGPRS 1900 Multi Class :12 Max Up:4 Max Down:4 Sum:5	8PSK	4Down1Up (Duty Factor 1/8)	1850.20	24.18	0.262	27.92	0.619
			1880.00	24.15	0.260	27.73	0.593
			1909.80	24.11	0.258	27.68	0.586
		3Down2Up (Duty Factor 2/8)	1850.20	24.16	0.261	27.18	0.522
			1880.00	24.13	0.259	27.11	0.514
			1909.80	24.09	0.256	27.00	0.501
		2Down3Up (Duty Factor 3/8)	1850.20	24.11	0.258	26.98	0.499
			1880.00	24.07	0.255	26.91	0.491
			1909.80	24.07	0.255	26.90	0.490
		1Down4Up (Duty Factor 4/8)	1850.20	24.08	0.256	26.78	0.476
			1880.00	24.04	0.254	26.71	0.469
			1909.80	24.02	0.252	26.52	0.449

Note: The peak power testing result was used peak detector.

Model Number	AC791L						
Test Item	RF Output Power						
Date of Test	05/03/2015			Test Site		TE05	
Bands	Modulation Type	Sub-Test	Frequency (MHz)	Burst Average Power		Peak Power	
				(dBm)	(W)	(dBm)	(W)
WCDMA Band II	QPSK	-----	1852.4	23.49	0.223	26.60	0.457
			1880.0	23.46	0.222	26.55	0.452
			1907.6	23.02	0.200	26.35	0.432
HSDPA Band II	QPSK	1	1852.4	22.46	0.176	25.56	0.360
			1880.0	22.41	0.174	25.48	0.353
			1907.6	21.96	0.157	25.27	0.337
		2	1852.4	22.40	0.174	25.50	0.355
			1880.0	22.33	0.171	25.40	0.347
			1907.6	21.87	0.154	25.18	0.330
		3	1852.4	21.93	0.156	25.03	0.318
			1880.0	21.85	0.153	24.92	0.310
			1907.6	21.39	0.138	24.70	0.295
		4	1852.4	21.88	0.154	24.98	0.315
			1880.0	21.80	0.151	24.87	0.307
			1907.6	21.33	0.136	24.64	0.291
HSUPA/HSPA+ Band II	QPSK	1	1852.4	21.92	0.156	25.00	0.316
			1880.0	21.85	0.153	24.90	0.309
			1907.6	21.37	0.137	24.66	0.292
		2	1852.4	19.90	0.098	22.98	0.199
			1880.0	19.80	0.095	22.85	0.193
			1907.6	19.31	0.085	22.60	0.182
		3	1852.4	20.89	0.123	23.95	0.248
			1880.0	20.79	0.120	23.83	0.242
			1907.6	20.28	0.107	23.58	0.228
		4	1852.4	19.85	0.097	22.93	0.196
			1880.0	19.76	0.095	22.81	0.191
			1907.6	19.25	0.084	22.55	0.180
		5	1852.4	21.86	0.153	24.94	0.312
			1880.0	21.76	0.150	24.81	0.303
			1907.6	21.25	0.133	24.54	0.284

Note: The peak power testing result was used peak detector.

Model Number	AC791L						
Test Item	RF Output Power						
Date of Test	05/03/2015			Test Site		TE05	
Bands	Modulation Type	Sub-Test	Frequency (MHz)	Burst Average Power		Peak Power	
				(dBm)	(W)	(dBm)	(W)
WCDMA Band V	QPSK	-----	826.4	23.98	0.250	27.16	0.520
			836.6	23.95	0.248	26.89	0.489
			846.6	23.52	0.225	26.58	0.455
HSDPA Band V	QPSK	1	826.4	22.92	0.196	26.08	0.406
			836.6	22.86	0.193	25.78	0.378
			846.6	22.40	0.174	25.45	0.351
		2	826.4	22.87	0.194	26.02	0.400
			836.6	22.78	0.190	25.70	0.372
			846.6	22.31	0.170	25.33	0.341
		3	826.4	22.39	0.173	25.54	0.358
			836.6	22.30	0.170	25.22	0.333
			846.6	21.83	0.152	24.86	0.306
		4	826.4	22.34	0.171	25.49	0.354
			836.6	22.23	0.167	25.16	0.328
			846.6	21.75	0.150	24.81	0.303
HSUPA/HSPA+ Band V	QPSK	1	826.4	22.34	0.171	25.49	0.354
			836.6	22.23	0.167	25.16	0.328
			846.6	21.75	0.150	24.79	0.301
		2	826.4	20.31	0.107	23.43	0.220
			836.6	20.15	0.104	23.08	0.203
			846.6	19.66	0.092	22.68	0.185
		3	826.4	21.27	0.134	24.40	0.275
			836.6	21.12	0.129	24.04	0.254
			846.6	20.61	0.115	23.63	0.231
		4	826.4	20.25	0.106	23.37	0.217
			836.6	20.09	0.102	23.01	0.200
			846.6	19.59	0.091	22.61	0.182
		5	826.4	22.27	0.169	25.40	0.347
			836.6	22.11	0.163	25.01	0.317
			846.6	21.59	0.144	24.61	0.289

Note: The peak power testing result was used peak detector.

Model Number	AC791L						
Test Item	RF Output Power						
Date of Test	05/03/2015			Test Site		TE05	
Bands	Modulation Type	RC/TAP (REV)	Frequency (MHz)	Burst Average Power		Peak Power	
				(dBm)	(W)	(dBm)	(W)
CDMA 850 (BC 0)	QPSK	RC1/SO55	824.70	24.85	0.305	25.11	0.324
			836.52	24.59	0.288	24.92	0.310
			848.31	24.58	0.287	24.89	0.308
		RC3/SO55	824.70	24.79	0.301	25.09	0.323
			836.52	24.55	0.285	24.97	0.314
			848.31	24.54	0.284	24.93	0.311
1xRTT 850 (BC 0)	QPSK	RC3/SO32	824.70	24.74	0.298	25.03	0.318
			836.52	24.57	0.286	24.84	0.305
			848.31	24.61	0.289	24.87	0.307
1xEV-DO 850 (BC 0)	QPSK	Rel.0 RTAP	824.70	24.81	0.303	29.54	0.899
			836.52	24.51	0.282	29.31	0.853
			848.31	24.47	0.280	29.18	0.828
		Rel.A RETAP	824.70	24.61	0.289	29.23	0.838
			836.52	24.42	0.277	29.11	0.815
			848.31	24.37	0.274	29.04	0.802
CDMA 1900 (BC 1)	QPSK	RC1/SO55	1851.25	24.77	0.300	24.98	0.315
			1880.00	24.57	0.286	24.93	0.311
			1908.75	23.41	0.219	24.83	0.304
		RC3/SO55	1851.25	24.76	0.299	24.93	0.311
			1880.00	24.35	0.272	24.62	0.290
			1908.75	23.52	0.225	24.81	0.303
1xRTT 1900 (BC 1)	QPSK	RC3/SO32	1851.25	24.74	0.298	24.99	0.316
			1880.00	24.57	0.286	24.87	0.307
			1908.75	23.49	0.223	23.62	0.230
1xEV-DO 1900 (BC 1)	QPSK	Rel.0 RTAP	1851.25	24.76	0.299	29.28	0.847
			1880.00	24.38	0.274	28.76	0.752
			1908.75	23.63	0.231	29.17	0.826
		Rel.A RETAP	1851.25	24.56	0.286	29.11	0.815
			1880.00	24.14	0.259	28.63	0.729
			1908.75	23.47	0.222	28.71	0.743

Note: The peak power testing result was used peak detector.

3 Effective Radiated Power / Equivalent Isotropic Radiated Power Test

3.1. Limit

For FCC Part 22.913(a)(2): The ERP of mobile transmitters and auxiliary test transmitters must not exceed 7 Watts.

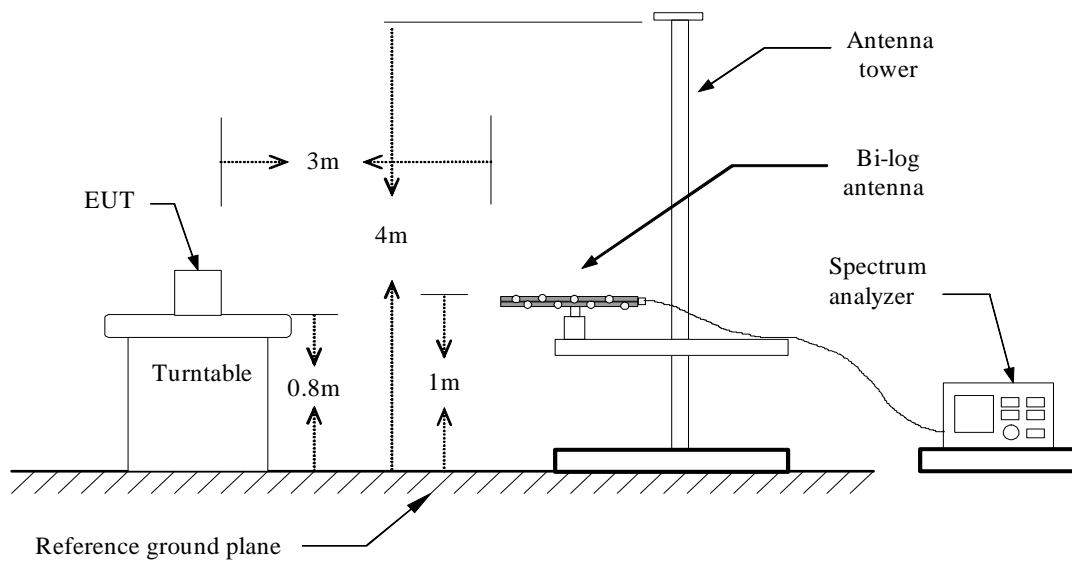
For FCC Part 24.232(b): The EIRP of mobile transmitters and auxiliary test transmitters must not exceed 2 Watts.

3.2. Test Instruments

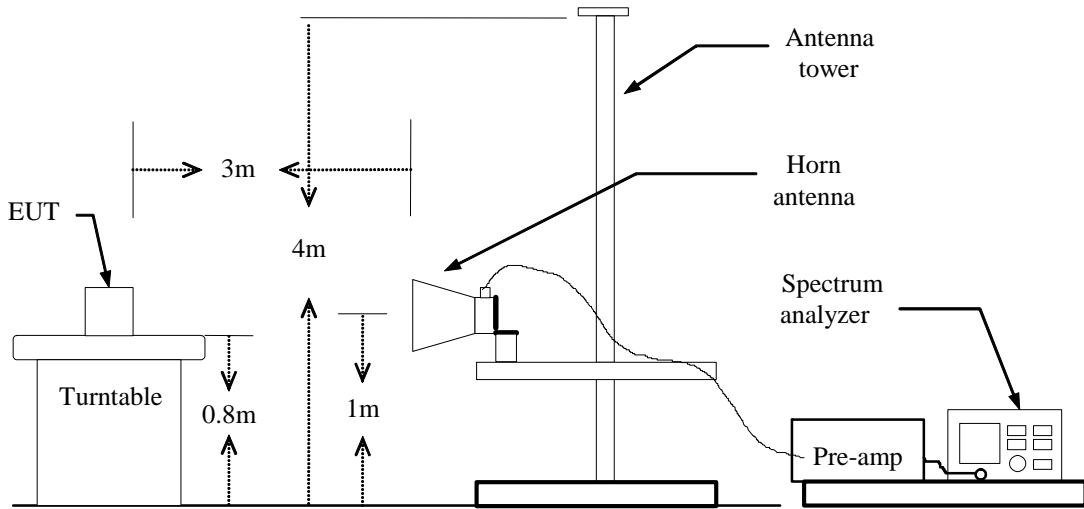
3 Meter Chamber					
Equipment	Manufacturer	Model Number	Serial Number	Cal. Date	Remark
RF Pre-selector	Agilent	N9039A	MY46520256	01/06/2015	(1)
Spectrum Analyzer	Agilent	E4446A	MY46180578	01/06/2015	(1)
Pre Amplifier	Agilent	8449B	3008A02237	02/24/2015	(1)
Pre Amplifier	Agilent	8447D	2944A10961	02/24/2015	(1)
Broadband Antenna (30MHz~1GHz)	SCHWARZBECK MESS-ELEKTRONIK	VULB9163	9163-270	07/22/2014	(1)
Horn Antenna (1~18GHz)	SCHWARZBECK MESS-ELEKTRONIK	BBHA9120D	9120D-550	06/11/2014	(1)
Horn Antenna (18~40GHz)	SCHWARZBECK MESS-ELEKTRONIK	BBHA9170	9170-320	07/02/2014	(1)
Test Site	ATL	TE01	888001	08/28/2014	(1)

3.3. Setup

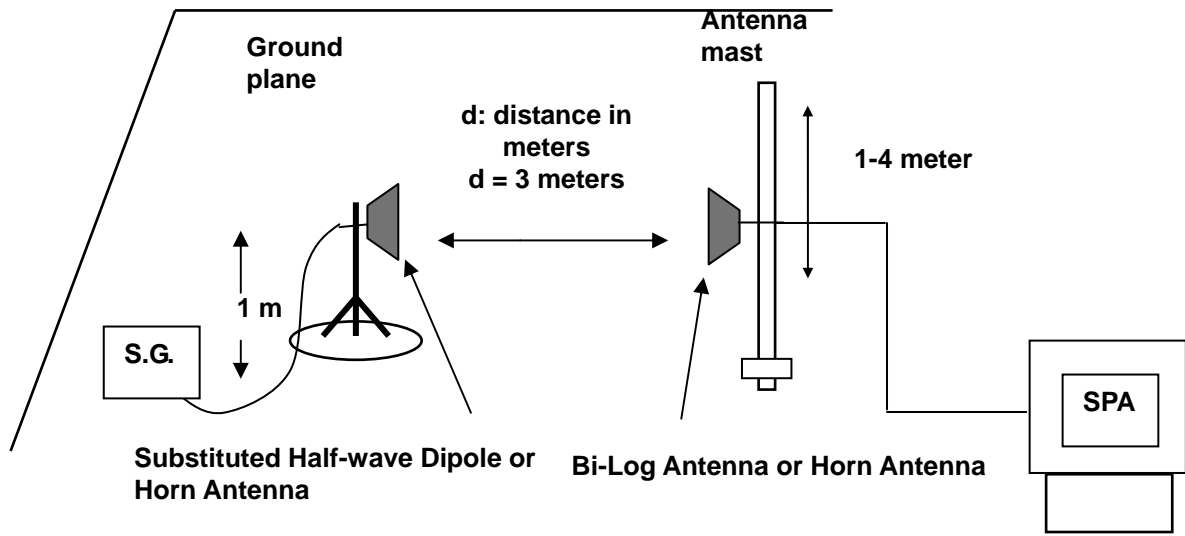
Below 1 GHz



Above 1 GHz



For Substituted Method Test Set-UP



3.4. Test Procedure

The measurement is made according to as follows:

The EUT was placed on a non-conductive turntable using a non-conductive support. The radiated emission at the fundamental frequency was measured at 3 m with a test antenna and EMI spectrum analyzer.

During the measurement of the EUT, the resolution bandwidth was set to 5MHz (refer to the Note) and the average bandwidth was set to 5MHz. The highest emission was recorded with the rotation of the turntable and the lowering of the test antenna. The reading was recorded and the field strength (E in dBuV/m) was calculated.

ERP in frequency band 824-849MHz, and EIRP in frequency band 1851.25 –1910MHz were measured using a substitution method. The EUT was replaced by half-wave dipole (824-849MHz) or horn antenna (1851.25-1910MHz) connected to a signal generator. The spectrum analyzer reading was recorded and ERP/EIRP was calculated as follows:

ERP = S.G. output (dBm) + Antenna Gain (dBd) – Cable (dB)

EIRP = S.G. output (dBm) + Antenna Gain (dBi) – Cable (dB)

Note: 1. For WCDMA signals, a peak detector is used with RBW = VBW = 5MHz.

2. For AMPS, GSM, CDMA, and NADC TDMA signals, a peak detector is used, with RBW = VBW= 1 MHz.

3.5. Uncertainty

The measurement uncertainty is defined as for Field Strength of Spurious Radiation measurement is ± 3.072 dB.

3.6. Test Result

Model Number	AC791L								
Test Item	ERP/EIRP								
Date of Test	05/09/2015					Test Site	TE01		
Bands	Modulation Type	Frequency (MHz)	Ant. Polar.	Read Level (dBm)	Correction Factor (dBm)	ERP		Limit	
						(dBm)	(W)		
GPRS 850	GMSK	824.2	H	16.96	10.81	27.77	0.598	< 7W	
			V	21.10	10.81	31.91	1.552	< 7W	
		836.6	H	17.48	10.82	28.30	0.676	< 7W	
			V	20.23	10.82	31.05	1.274	< 7W	
		848.8	H	16.61	10.90	27.51	0.564	< 7W	
			V	20.55	10.90	31.45	1.396	< 7W	
EGPRS 850	8PSK	824.2	H	14.21	10.81	25.02	0.318	< 7W	
			V	16.66	10.81	27.47	0.558	< 7W	
		836.6	H	14.23	10.82	25.05	0.320	< 7W	
			V	15.96	10.82	26.78	0.476	< 7W	
		848.8	H	14.42	10.90	25.32	0.340	< 7W	
			V	16.21	10.90	27.11	0.514	< 7W	

Model Number	AC791L								
Test Item	ERP/EIRP								
Date of Test	05/09/2015					Test Site	TE01		
Bands	Modulation Type	Frequency (MHz)	Ant. Polar.	Read Level (dBm)	Correction Factor (dBm)	EIRP		Limit	
						(dBm)	(W)		
GPRS 1900	GMSK	1850.20	H	17.14	6.33	23.47	0.222	< 2W	
			V	21.02	6.33	27.35	0.543	< 2W	
		1880.00	H	17.18	6.55	23.73	0.236	< 2W	
			V	19.82	6.55	26.37	0.434	< 2W	
		1909.80	H	15.80	8.50	24.30	0.269	< 2W	
			V	20.04	6.79	26.83	0.482	< 2W	
EGPRS 1900	8PSK	1850.20	H	15.76	6.33	22.09	0.162	< 2W	
			V	17.48	6.33	23.81	0.240	< 2W	
		1880.00	H	15.14	6.55	21.69	0.148	< 2W	
			V	17.24	6.55	23.79	0.239	< 2W	
		1909.80	H	14.37	6.79	21.16	0.131	< 2W	
			V	17.10	6.79	23.89	0.245	< 2W	

Note: 1. ERP/EIRP = Read Level + Correction factor.

2. For WCDMA signals, a peak detector is used with RBW = VBW = 5MHz.

3. For AMPS, GSM, CDMA, and NADC TDMA signals, a peak detector is used, with RBW = VBW= 1 MHz.

Model Number	AC791L								
Test Item	ERP/EIRP								
Date of Test	05/09/2015					Test Site	TE01		
Bands	Modulation Type	Frequency (MHz)	Ant. Polar.	Read Level (dBm)	Correction Factor (dBm)	EIRP		Limit	
						(dBm)	(W)		
WCDMA Band II	QPSK	1852.4	H	14.22	6.34	20.56	0.114	< 2W	
			V	17.09	6.36	23.45	0.221	< 2W	
		1880.0	H	13.81	6.55	20.36	0.109	< 2W	
			V	16.63	6.55	23.18	0.208	< 2W	
		1907.6	H	13.63	6.78	20.41	0.110	< 2W	
			V	16.37	6.77	23.14	0.206	< 2W	

Model Number	AC791L								
Test Item	ERP/EIRP								
Date of Test	05/09/2015					Test Site	TE01		
Bands	Modulation Type	Frequency (MHz)	Ant. Polar.	Read Level (dBm)	Correction Factor (dBm)	ERP		Limit	
						(dBm)	(W)		
WCDMA Band V	QPSK	826.4	H	9.77	10.82	20.59	0.115	< 7W	
			V	12.85	10.82	23.67	0.233	< 7W	
		836.6	H	10.28	10.82	21.10	0.129	< 7W	
			V	11.29	10.82	22.11	0.163	< 7W	
		846.6	H	10.25	10.87	21.12	0.129	< 7W	
			H	12.20	10.87	23.07	0.203	< 7W	

Note: 1. ERP/EIRP = Read Level + Correction factor.

2. For WCDMA signals, a peak detector is used with RBW = VBW = 5MHz.

3. For AMPS, GSM, CDMA, and NADC TDMA signals, a peak detector is used, with RBW = VBW= 1 MHz.

Model Number	AC791L								
Test Item	ERP/EIRP								
Date of Test	05/15/2015					Test Site	TE01		
Bands	Modulation Type	Frequency (MHz)	Ant. Polar.	Read Level (dBm)	Correction Factor (dBm)	ERP		Limit	
						(dBm)	(W)		
CDMA 850 (BC 0)	QPSK	824.70	H	11.48	11.30	22.78	0.190	< 7W	
			V	13.34	11.30	24.64	0.291	< 7W	
		836.52	H	11.47	11.34	22.81	0.191	< 7W	
			V	13.25	11.34	24.59	0.288	< 7W	
		848.31	H	11.17	11.46	22.63	0.183	< 7W	
			V	13.03	11.46	24.49	0.281	< 7W	
1xEV-DO 800 (BC 0)	QPSK	824.70	H	10.63	11.30	21.93	0.156	< 7W	
			V	12.58	11.30	23.88	0.244	< 7W	
		836.52	H	10.46	11.34	21.80	0.151	< 7W	
			V	12.29	11.34	23.63	0.231	< 7W	
		848.31	H	9.68	11.46	21.14	0.130	< 7W	
			V	12.05	11.46	23.51	0.224	< 7W	

Model Number	AC791L								
Test Item	ERP/EIRP								
Date of Test	05/15/2015					Test Site	TE01		
Bands	Modulation Type	Frequency (MHz)	Ant. Polar.	Read Level (dBm)	Correction Factor (dBm)	EIRP		Limit	
						(dBm)	(W)		
CDMA 1900 (BC 1)	QPSK	1851.25	H	10.33	11.40	21.73	0.149	< 2W	
			V	13.57	11.40	24.97	0.314	< 2W	
		1880.00	H	8.76	11.65	20.41	0.110	< 2W	
			V	12.58	11.65	24.23	0.265	< 2W	
		1908.75	H	8.72	11.90	20.62	0.115	< 2W	
			V	12.19	11.90	24.09	0.256	< 2W	
1xEV-DO 1900 (BC 1)	QPSK	1851.25	H	8.39	11.40	19.79	0.095	< 2W	
			V	12.43	11.40	23.83	0.242	< 2W	
		1880.00	H	8.69	11.65	20.34	0.108	< 2W	
			V	11.53	11.65	23.18	0.208	< 2W	
		1908.75	H	8.60	11.90	20.50	0.112	< 2W	
			V	11.20	11.90	23.10	0.204	< 2W	

Note: 1. ERP/EIRP = Read Level + Correction factor.

2. For WCDMA signals, a peak detector is used with RBW = VBW = 5MHz.

3. For AMPS, GSM, CDMA, and NADC TDMA signals, a peak detector is used, with RBW = VBW= 1 MHz.

4 Peak to Average Ratio Test

4.1. Limit

In measuring transmissions in this band using an average power technique, the peak to-average ratio (PAR) of the transmission may not exceed 13 dB.

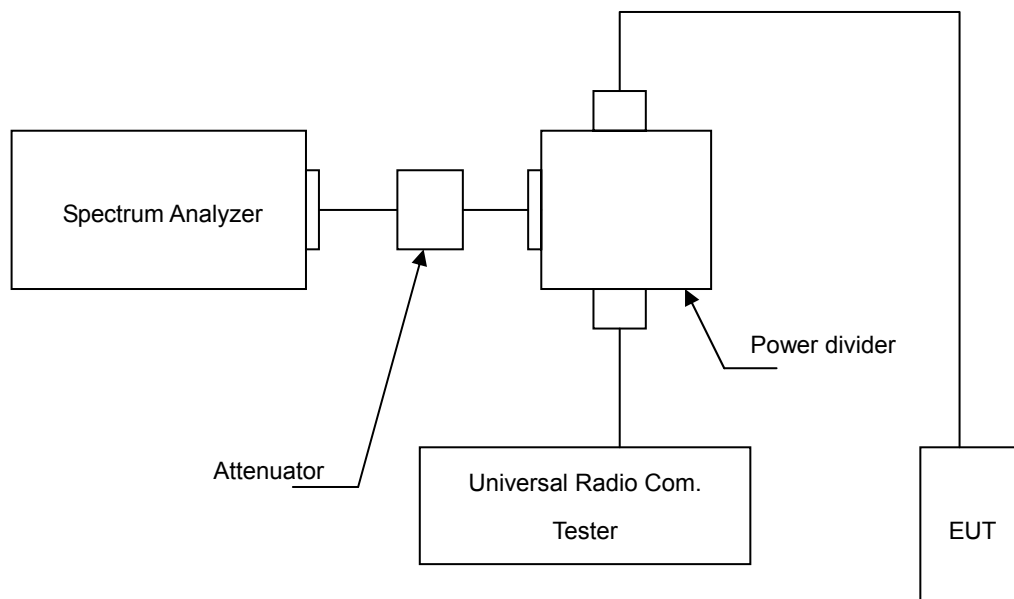
4.2. Test Instruments

Equipment	Manufacturer	Model No.	Serial No.	Cal. Date	Remark
Spectrum Analyzer	Agilent	E4445A	MY46181986	05/14/2015	(¹)
Wideband Radio Communication Test	R & S	CMW500	103168	11/05/2014	(¹)
Attenuator	RADIALL	R41572000	0603033073	N.C.R.	----
Power divider	Agilent	87302C	3239A00760	N.C.R.	----
Test Site	ATL	TE05	TE05	N.C.R.	----

Remark: (¹) Calibration period 1 year. (²) Calibration period 2 years.

Note: N.C.R. = No Calibration Request.

4.3. Setup



4.4. Test Procedure

The measurement is made according to FCC rules part 24:

- a. Set resolution/measurement bandwidth signal's occupied bandwidth;
- b. Set the number of counts to a value that stabilizes the measured CCDF curve;
- c. Record the maximum PAPR level associated with a probability of 0.1%.

4.5. Uncertainty

The measurement uncertainty is defined as for Conducted Power measurement is 1.2 dB.

4.6. Test Result

Model Number	AC791L				
Test Item	Peak to Average Ratio				
Date of Test	05/06/2015			Test Site	TE05
Bands	Channel	Frequency (MHz)	Peak to Average Ratio (dB)	Limit (dB)	
WCDMA Band II	9262	1852.4	2.92	< 13	
	9400	1880.0	2.95	< 13	
	9538	1907.6	2.79	< 13	

Model Number	AC791L				
Test Item	Peak to Average Ratio				
Mode	Mode 8				
Date of Test	05/06/2015			Test Site	TE05
Bands	Channel	Frequency (MHz)	Peak to Average Ratio (dB)	Limit (dB)	
CDMA 1900 (BC 1)	25	1851.25	2.76	< 13	
	600	1880.00	3.61	< 13	
	1175	1908.75	2.49	< 13	

Model Number	AC791L				
Test Item	Peak to Average Ratio				
Mode	Mode 10				
Date of Test	05/14/2015			Test Site	TE05
Bands	Channel	Frequency (MHz)	Peak to Average Ratio (dB)	Limit (dB)	
1xEV-DO 1900 (BC 1)	25	1851.25	2.77	< 13	
	600	1880.00	3.63	< 13	
	1175	1908.75	2.69	< 13	

4.7. Test Graphs

Mode 5: WCDMA Band II Link Mode																	
1850.20 MHz	<p>Average Power 23.43 dBm 53.00 % at 0dB</p> <table border="1"> <tr><td>10.0 %</td><td>1.70 dB</td></tr> <tr><td>1.0 %</td><td>2.48 dB</td></tr> <tr><td>0.1 %</td><td>2.92 dB</td></tr> <tr><td>0.01 %</td><td>3.13 dB</td></tr> <tr><td>0.001 %</td><td>3.27 dB</td></tr> <tr><td>0.0001 %</td><td>3.32 dB</td></tr> <tr><td>Peak</td><td>3.37 dB</td></tr> <tr><td></td><td>26.80 dBm</td></tr> </table> <p>Center Freq: 1.852400000 GHz Trig: Free Run #Att: 40 dB Counts: 4.91 M6.00 Mpt Radio Std: None CF Step: 5.000000 MHz Freq Offset: 0 Hz</p>	10.0 %	1.70 dB	1.0 %	2.48 dB	0.1 %	2.92 dB	0.01 %	3.13 dB	0.001 %	3.27 dB	0.0001 %	3.32 dB	Peak	3.37 dB		26.80 dBm
10.0 %	1.70 dB																
1.0 %	2.48 dB																
0.1 %	2.92 dB																
0.01 %	3.13 dB																
0.001 %	3.27 dB																
0.0001 %	3.32 dB																
Peak	3.37 dB																
	26.80 dBm																
1880.00 MHz	<p>Average Power 23.45 dBm 53.05 % at 0dB</p> <table border="1"> <tr><td>10.0 %</td><td>1.70 dB</td></tr> <tr><td>1.0 %</td><td>2.51 dB</td></tr> <tr><td>0.1 %</td><td>2.95 dB</td></tr> <tr><td>0.01 %</td><td>3.19 dB</td></tr> <tr><td>0.001 %</td><td>3.32 dB</td></tr> <tr><td>0.0001 %</td><td>3.37 dB</td></tr> <tr><td>Peak</td><td>3.41 dB</td></tr> <tr><td></td><td>26.86 dBm</td></tr> </table> <p>Center Freq: 1.880000000 GHz Trig: Free Run #Att: 40 dB Counts: 3.55 M6.00 Mpt Radio Std: None CF Step: 5.000000 MHz Freq Offset: 0 Hz</p>	10.0 %	1.70 dB	1.0 %	2.51 dB	0.1 %	2.95 dB	0.01 %	3.19 dB	0.001 %	3.32 dB	0.0001 %	3.37 dB	Peak	3.41 dB		26.86 dBm
10.0 %	1.70 dB																
1.0 %	2.51 dB																
0.1 %	2.95 dB																
0.01 %	3.19 dB																
0.001 %	3.32 dB																
0.0001 %	3.37 dB																
Peak	3.41 dB																
	26.86 dBm																
1909.80 MHz	<p>Average Power 23.06 dBm 52.45 % at 0dB</p> <table border="1"> <tr><td>10.0 %</td><td>1.77 dB</td></tr> <tr><td>1.0 %</td><td>2.49 dB</td></tr> <tr><td>0.1 %</td><td>2.79 dB</td></tr> <tr><td>0.01 %</td><td>2.99 dB</td></tr> <tr><td>0.001 %</td><td>3.10 dB</td></tr> <tr><td>0.0001 %</td><td>3.17 dB</td></tr> <tr><td>Peak</td><td>3.25 dB</td></tr> <tr><td></td><td>26.31 dBm</td></tr> </table> <p>Center Freq: 1.907600000 GHz Trig: Free Run #Att: 40 dB Counts: 3.85 M6.00 Mpt Radio Std: None CF Step: 5.000000 MHz Freq Offset: 0 Hz</p>	10.0 %	1.77 dB	1.0 %	2.49 dB	0.1 %	2.79 dB	0.01 %	2.99 dB	0.001 %	3.10 dB	0.0001 %	3.17 dB	Peak	3.25 dB		26.31 dBm
10.0 %	1.77 dB																
1.0 %	2.49 dB																
0.1 %	2.79 dB																
0.01 %	2.99 dB																
0.001 %	3.10 dB																
0.0001 %	3.17 dB																
Peak	3.25 dB																
	26.31 dBm																

Mode 8: CDMA 1900 (BC 1) Link Mode																	
1851.25 MHz	<p>Average Power 24.78 dBm 46.41 % at 0dB</p> <table border="1"> <tr><td>10.0 %</td><td>2.17 dB</td></tr> <tr><td>1.0 %</td><td>2.66 dB</td></tr> <tr><td>0.1 %</td><td>2.76 dB</td></tr> <tr><td>0.01 %</td><td>2.82 dB</td></tr> <tr><td>0.001 %</td><td>2.87 dB</td></tr> <tr><td>0.0001 %</td><td>2.92 dB</td></tr> <tr><td>Peak</td><td>2.95 dB</td></tr> <tr><td></td><td>27.73 dBm</td></tr> </table> <p>Center Freq: 1.851250000 GHz Trig: Free Run #Att: 40 dB Counts: 2.73 M/6.00 Mpt</p> <p>Info BW 5.0000 MHz</p>	10.0 %	2.17 dB	1.0 %	2.66 dB	0.1 %	2.76 dB	0.01 %	2.82 dB	0.001 %	2.87 dB	0.0001 %	2.92 dB	Peak	2.95 dB		27.73 dBm
10.0 %	2.17 dB																
1.0 %	2.66 dB																
0.1 %	2.76 dB																
0.01 %	2.82 dB																
0.001 %	2.87 dB																
0.0001 %	2.92 dB																
Peak	2.95 dB																
	27.73 dBm																
1880.00 MHz	<p>Average Power 24.59 dBm 44.18 % at 0dB</p> <table border="1"> <tr><td>10.0 %</td><td>2.33 dB</td></tr> <tr><td>1.0 %</td><td>3.33 dB</td></tr> <tr><td>0.1 %</td><td>3.61 dB</td></tr> <tr><td>0.01 %</td><td>3.73 dB</td></tr> <tr><td>0.001 %</td><td>3.80 dB</td></tr> <tr><td>0.0001 %</td><td>3.84 dB</td></tr> <tr><td>Peak</td><td>3.88 dB</td></tr> <tr><td></td><td>28.47 dBm</td></tr> </table> <p>Center Freq: 1.880000000 GHz Trig: Free Run #Att: 40 dB Counts: 3.64 M/6.00 Mpt</p> <p>Info BW 5.0000 MHz</p>	10.0 %	2.33 dB	1.0 %	3.33 dB	0.1 %	3.61 dB	0.01 %	3.73 dB	0.001 %	3.80 dB	0.0001 %	3.84 dB	Peak	3.88 dB		28.47 dBm
10.0 %	2.33 dB																
1.0 %	3.33 dB																
0.1 %	3.61 dB																
0.01 %	3.73 dB																
0.001 %	3.80 dB																
0.0001 %	3.84 dB																
Peak	3.88 dB																
	28.47 dBm																
1908.75 MHz	<p>Average Power 23.46 dBm 47.76 % at 0dB</p> <table border="1"> <tr><td>10.0 %</td><td>2.05 dB</td></tr> <tr><td>1.0 %</td><td>2.41 dB</td></tr> <tr><td>0.1 %</td><td>2.49 dB</td></tr> <tr><td>0.01 %</td><td>2.55 dB</td></tr> <tr><td>0.001 %</td><td>2.61 dB</td></tr> <tr><td>0.0001 %</td><td>2.65 dB</td></tr> <tr><td>Peak</td><td>2.66 dB</td></tr> <tr><td></td><td>26.12 dBm</td></tr> </table> <p>Center Freq: 1.908750000 GHz Trig: Free Run #Att: 40 dB Counts: 3.14 M/6.00 Mpt</p> <p>Info BW 5.0000 MHz</p>	10.0 %	2.05 dB	1.0 %	2.41 dB	0.1 %	2.49 dB	0.01 %	2.55 dB	0.001 %	2.61 dB	0.0001 %	2.65 dB	Peak	2.66 dB		26.12 dBm
10.0 %	2.05 dB																
1.0 %	2.41 dB																
0.1 %	2.49 dB																
0.01 %	2.55 dB																
0.001 %	2.61 dB																
0.0001 %	2.65 dB																
Peak	2.66 dB																
	26.12 dBm																

Mode 10: 1xEV-DO 1900 (BC 1) Link Mode																	
1851.25 MHz	<p>Average Power 24.73 dBm 46.50 % at 0dB</p> <table border="1"> <tr><td>10.0 %</td><td>2.17 dB</td></tr> <tr><td>1.0 %</td><td>2.66 dB</td></tr> <tr><td>0.1 %</td><td>2.77 dB</td></tr> <tr><td>0.01 %</td><td>2.83 dB</td></tr> <tr><td>0.001 %</td><td>2.88 dB</td></tr> <tr><td>0.0001 %</td><td>2.91 dB</td></tr> <tr><td>Peak</td><td>2.99 dB</td></tr> <tr><td></td><td>27.72 dBm</td></tr> </table> <p>Center Freq: 1.851250000 GHz Trig: Free Run #Att: 40 dB Counts: 4.96 M/5.00 Mpt Radio Std: None Info BW: 5.0000 MHz</p>	10.0 %	2.17 dB	1.0 %	2.66 dB	0.1 %	2.77 dB	0.01 %	2.83 dB	0.001 %	2.88 dB	0.0001 %	2.91 dB	Peak	2.99 dB		27.72 dBm
10.0 %	2.17 dB																
1.0 %	2.66 dB																
0.1 %	2.77 dB																
0.01 %	2.83 dB																
0.001 %	2.88 dB																
0.0001 %	2.91 dB																
Peak	2.99 dB																
	27.72 dBm																
1880.00 MHz	<p>Average Power 24.39 dBm 44.19 % at 0dB</p> <table border="1"> <tr><td>10.0 %</td><td>2.33 dB</td></tr> <tr><td>1.0 %</td><td>3.34 dB</td></tr> <tr><td>0.1 %</td><td>3.63 dB</td></tr> <tr><td>0.01 %</td><td>3.74 dB</td></tr> <tr><td>0.001 %</td><td>3.81 dB</td></tr> <tr><td>0.0001 %</td><td>3.86 dB</td></tr> <tr><td>Peak</td><td>3.92 dB</td></tr> <tr><td></td><td>28.31 dBm</td></tr> </table> <p>Center Freq: 1.880000000 GHz Trig: Free Run #Att: 40 dB Counts: 3.39 M/5.00 Mpt Radio Std: None Info BW: 5.0000 MHz</p>	10.0 %	2.33 dB	1.0 %	3.34 dB	0.1 %	3.63 dB	0.01 %	3.74 dB	0.001 %	3.81 dB	0.0001 %	3.86 dB	Peak	3.92 dB		28.31 dBm
10.0 %	2.33 dB																
1.0 %	3.34 dB																
0.1 %	3.63 dB																
0.01 %	3.74 dB																
0.001 %	3.81 dB																
0.0001 %	3.86 dB																
Peak	3.92 dB																
	28.31 dBm																
1908.75 MHz	<p>Average Power 23.51 dBm 46.95 % at 0dB</p> <table border="1"> <tr><td>10.0 %</td><td>2.14 dB</td></tr> <tr><td>1.0 %</td><td>2.59 dB</td></tr> <tr><td>0.1 %</td><td>2.69 dB</td></tr> <tr><td>0.01 %</td><td>2.75 dB</td></tr> <tr><td>0.001 %</td><td>2.80 dB</td></tr> <tr><td>0.0001 %</td><td>2.85 dB</td></tr> <tr><td>Peak</td><td>2.99 dB</td></tr> <tr><td></td><td>26.50 dBm</td></tr> </table> <p>Center Freq: 1.908750000 GHz Trig: Free Run #Att: 40 dB Counts: 4.98 M/5.00 Mpt Radio Std: None Info BW: 5.0000 MHz</p>	10.0 %	2.14 dB	1.0 %	2.59 dB	0.1 %	2.69 dB	0.01 %	2.75 dB	0.001 %	2.80 dB	0.0001 %	2.85 dB	Peak	2.99 dB		26.50 dBm
10.0 %	2.14 dB																
1.0 %	2.59 dB																
0.1 %	2.69 dB																
0.01 %	2.75 dB																
0.001 %	2.80 dB																
0.0001 %	2.85 dB																
Peak	2.99 dB																
	26.50 dBm																

5 Emission Bandwidth & Occupied Bandwidth Test

5.1. Limit

The Occupied Bandwidth Limit:

N/A.

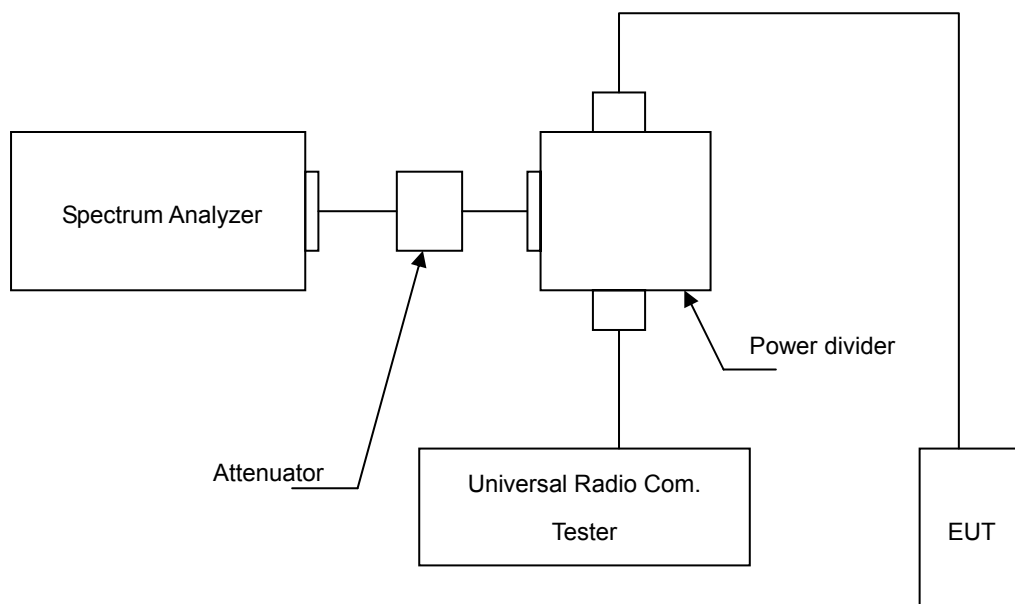
5.2. Test Instruments

Equipment	Manufacturer	Model Number	Serial Number	Cal. Date	Remark
Universal Radio Communication Tester	R & S	CMU200	109369	10/21/2014	(2)
Spectrum Analyzer	Agilent	E4445A	MY46181986	05/14/2015	(1)
Attenuator	RADIALL	R41572000	0603033073	N.C.R.	-----
Power Divider	Agilent	87302C	3239A00760	N.C.R.	-----
Test Site	ATL	TE05	TE05	N.C.R.	-----

Remark: ⁽¹⁾ Calibration period 1 year. ⁽²⁾ Calibration period 2 years.

Note: N.C.R. = No Calibration Request.

5.3. Setup



5.4. Test Procedure

The measurement is made according to FCC rules part 22 and 24:

1. The EUT was connected to Spectrum Analyzer and Base Station via Power Divider.
2. The occupied bandwidth of middle channel for the highest and lowest RF powers was measured.

5.5. Uncertainty

The measurement uncertainty is defined as $\pm 10\text{Hz}$


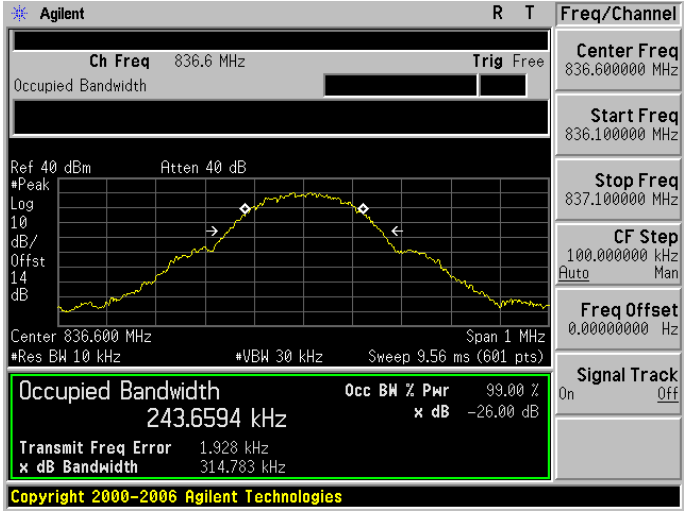
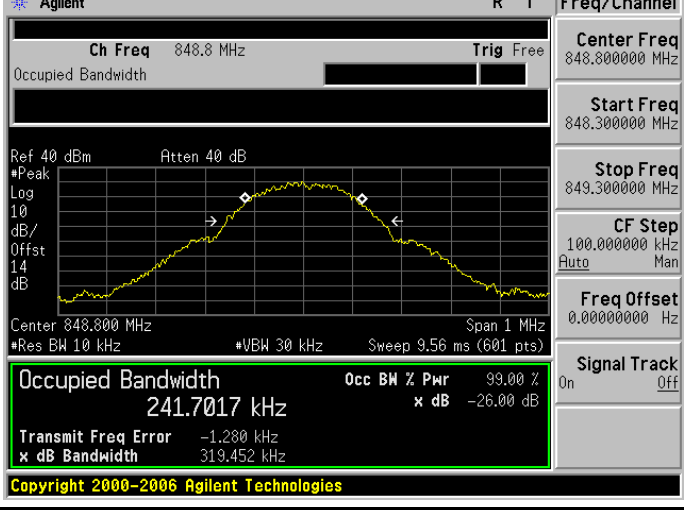
5.6. Test Result

Model Number	AC791L				
Test Item	Emission Bandwidth & Occupied Bandwidth				
Date of Test	05/08/2015			Test Site	TE05
Bands	Channel	Frequency (MHz)	-26dB Bandwidth (kHz)	99% Bandwidth (kHz)	Note
GPRS 850	128	824.2	323.111	244.7925	RBW:10KHz , VBW:30KHz
	190	836.6	314.783	243.6594	RBW:10KHz , VBW:30KHz
	251	848.8	319.452	241.7017	RBW:10KHz , VBW:30KHz
GPRS 1900	512	1850.20	318.917	243.5270	RBW:10KHz , VBW:30KHz
	661	1880.00	316.931	245.0919	RBW:10KHz , VBW:30KHz
	810	1909.80	317.517	241.8765	RBW:10KHz , VBW:30KHz
EGPRS 850	128	824.2	315.652	248.3882	RBW:10KHz , VBW:30KHz
	190	836.6	306.003	242.8075	RBW:10KHz , VBW:30KHz
	251	848.8	319.235	248.0034	RBW:10KHz , VBW:30KHz
EGPRS 1900	512	1850.20	304.283	250.6767	RBW:10KHz , VBW:30KHz
	661	1880.00	298.532	238.5769	RBW:10KHz , VBW:30KHz
	810	1909.80	320.025	246.9161	RBW:10KHz , VBW:30KHz

Model Number	AC791L				
Test Item	Emission Bandwidth & Occupied Bandwidth				
Date of Test	05/05/2015			Test Site	TE05
Bands	Channel	Frequency (MHz)	-26dB Bandwidth (MHz)	99% Bandwidth (MHz)	Note
WCDMA Band II	9262	1852.4	4.769	4.1646	RBW:100KHz , VBW:300KHz
	9400	1880.0	4.768	4.1453	RBW:100KHz , VBW:300KHz
	9538	1907.6	4.747	4.1442	RBW:100KHz , VBW:300KHz
WCDMA Band V	4132	826.4	4.834	4.1647	RBW:100KHz , VBW:300KHz
	4183	836.6	4.774	4.1391	RBW:100KHz , VBW:300KHz
	4233	846.6	4.768	4.1429	RBW:100KHz , VBW:300KHz

Model Number	AC791L				
Test Item	Emission Bandwidth & Occupied Bandwidth				
Date of Test	05/08/2015			Test Site	TE05
Bands	Channel	Frequency (MHz)	-26dB Bandwidth (MHz)	99% Bandwidth (MHz)	Note
CDMA 850 (BC 0)	1013	824.70	1.455	1.2937	RBW:30KHz , VBW:100KHz
	384	836.52	1.441	1.2808	RBW:30KHz , VBW:100KHz
	777	848.31	1.448	1.2877	RBW:30KHz , VBW:100KHz
CDMA 1900 (BC 1)	25	1851.25	1.479	1.2976	RBW:30KHz , VBW:100KHz
	600	1880.00	1.458	1.2861	RBW:30KHz , VBW:100KHz
	1175	1908.75	1.534	1.2975	RBW:30KHz , VBW:100KHz
1xEV-DO 850 (BC 0)	1013	824.70	1.456	1.2929	RBW:30KHz , VBW:100KHz
	384	836.52	1.432	1.2787	RBW:30KHz , VBW:100KHz
	777	848.31	1.458	1.2872	RBW:30KHz , VBW:100KHz
1xEV-DO 1900 (BC 1)	25	1851.25	1.479	1.2976	RBW:30KHz , VBW:100KHz
	600	1880.00	1.452	1.2864	RBW:30KHz , VBW:100KHz
	1175	1908.75	1.486	1.2965	RBW:30KHz , VBW:100KHz

5.7. Test Graphs

Mode 1: GPRS 850 Link Mode	
824.2 MHz	
836.6 MHz	
848.8 MHz	

Mode 2: GPRS 1900 Link Mode	
1850.20 MHz	
1880.00 MHz	
1909.80 MHz	

Mode 3: EGPRS 850 Link Mode	
824.2 MHz	
836.6 MHz	
848.8 MHz	

Mode 4: EGPRS 1900 Link Mode	
<p>1850.20 MHz</p>	<p>Agilent T</p> <p>Ch Freq 1.8502 GHz Trig Free</p> <p>Occupied Bandwidth</p> <p>Ref 40 dBm Atten 40 dB</p> <p>#Peak Log 10 dB/Offst 14.4 dB</p> <p>Center 1.850 200 GHz Span 1 MHz</p> <p>#Res BW 10 kHz #VBW 30 kHz Sweep 9.56 ms (601 pts)</p> <p>Occupied Bandwidth 250.6767 kHz</p> <p>Occ BW % Pwr 99.00 %</p> <p>x dB -26.00 dB</p> <p>Transmit Freq Error 1.312 kHz</p> <p>x dB Bandwidth 304.283 kHz</p> <p>Copyright 2000-2005 Agilent Technologies</p> <p>Freq/Channel</p> <p>Center Freq 1.85020000 GHz</p> <p>Start Freq 1.84970000 GHz</p> <p>Stop Freq 1.85070000 GHz</p> <p>CF Step 100.000000 kHz</p> <p>Auto Man</p> <p>Freq Offset 0.00000000 Hz</p> <p>Signal Track On Off</p>
<p>1880.00 MHz</p>	<p>Agilent T</p> <p>Ch Freq 1.88 GHz Trig Free</p> <p>Occupied Bandwidth</p> <p>Ref 40 dBm Atten 40 dB</p> <p>#Peak Log 10 dB/Offst 14.4 dB</p> <p>Center 1.880 000 GHz Span 1 MHz</p> <p>#Res BW 10 kHz #VBW 30 kHz Sweep 9.56 ms (601 pts)</p> <p>Occupied Bandwidth 238.5769 kHz</p> <p>Occ BW % Pwr 99.00 %</p> <p>x dB -26.00 dB</p> <p>Transmit Freq Error -1.512 kHz</p> <p>x dB Bandwidth 298.532 kHz</p> <p>Copyright 2000-2005 Agilent Technologies</p> <p>Freq/Channel</p> <p>Center Freq 1.88000000 GHz</p> <p>Start Freq 1.87950000 GHz</p> <p>Stop Freq 1.88050000 GHz</p> <p>CF Step 100.000000 kHz</p> <p>Auto Man</p> <p>Freq Offset 0.00000000 Hz</p> <p>Signal Track On Off</p>
<p>1909.80 MHz</p>	<p>Agilent R T</p> <p>Ch Freq 1.9098 GHz Trig Free</p> <p>Occupied Bandwidth</p> <p>Ref 40 dBm Atten 40 dB</p> <p>#Peak Log 10 dB/Offst 14.4 dB</p> <p>Center 1.909 800 GHz Span 1 MHz</p> <p>#Res BW 10 kHz #VBW 30 kHz Sweep 9.56 ms (601 pts)</p> <p>Occupied Bandwidth 246.9161 kHz</p> <p>Occ BW % Pwr 99.00 %</p> <p>x dB -26.00 dB</p> <p>Transmit Freq Error 1.117 kHz</p> <p>x dB Bandwidth 320.025 kHz</p> <p>Copyright 2000-2005 Agilent Technologies</p> <p>Freq/Channel</p> <p>Center Freq 1.90980000 GHz</p> <p>Start Freq 1.90930000 GHz</p> <p>Stop Freq 1.91030000 GHz</p> <p>CF Step 100.000000 kHz</p> <p>Auto Man</p> <p>Freq Offset 0.00000000 Hz</p> <p>Signal Track On Off</p>

Mode 5: WCDMA Band II Link Mode	
1850.20 MHz	<p>Agilent R T Freq/Channel</p> <p>Ch Freq 1.8524 GHz Trig Free</p> <p>Center Freq 1.85240000 GHz</p> <p>Start Freq 1.84740000 GHz</p> <p>Stop Freq 1.85740000 GHz</p> <p>CF Step 1.00000000 MHz</p> <p>Freq Offset 0.00000000 Hz</p> <p>Signal Track On Off</p> <p>Ref 30 dBm Atten 30 dB</p> <p>#Peak Log 10 dB/Offst 14.3 dB</p> <p>Center 1.85240 GHz Span 10 MHz</p> <p>#Res BW 100 kHz #VBW 300 kHz Sweep 1 ms (601 pts)</p> <p>Occupied Bandwidth 4.1646 MHz</p> <p>Occ BW % Pwr 99.00 %</p> <p>x dB -26.00 dB</p> <p>Transmit Freq Error 18.961 kHz</p> <p>x dB Bandwidth 4.769 MHz</p> <p>Copyright 2000-2006 Agilent Technologies</p>
1880.00 MHz	<p>Agilent R T Freq/Channel</p> <p>Ch Freq 1.88 GHz Trig Free</p> <p>Center Freq 1.88000000 GHz</p> <p>Start Freq 1.87500000 GHz</p> <p>Stop Freq 1.88500000 GHz</p> <p>CF Step 1.00000000 MHz</p> <p>Freq Offset 0.00000000 Hz</p> <p>Signal Track On Off</p> <p>Ref 30 dBm Atten 30 dB</p> <p>#Peak Log 10 dB/Offst 14.3 dB</p> <p>Center 1.88000 GHz Span 10 MHz</p> <p>#Res BW 100 kHz #VBW 300 kHz Sweep 1 ms (601 pts)</p> <p>Occupied Bandwidth 4.1453 MHz</p> <p>Occ BW % Pwr 99.00 %</p> <p>x dB -26.00 dB</p> <p>Transmit Freq Error 11.439 kHz</p> <p>x dB Bandwidth 4.768 MHz</p> <p>Copyright 2000-2006 Agilent Technologies</p>
1909.80 MHz	<p>Agilent R T Freq/Channel</p> <p>Ch Freq 1.9076 GHz Trig Free</p> <p>Center Freq 1.90760000 GHz</p> <p>Start Freq 1.90260000 GHz</p> <p>Stop Freq 1.91260000 GHz</p> <p>CF Step 1.00000000 MHz</p> <p>Freq Offset 0.00000000 Hz</p> <p>Signal Track On Off</p> <p>Ref 30 dBm Atten 30 dB</p> <p>#Peak Log 10 dB/Offst 14.3 dB</p> <p>Center 1.90760 GHz Span 10 MHz</p> <p>#Res BW 100 kHz #VBW 300 kHz Sweep 1 ms (601 pts)</p> <p>Occupied Bandwidth 4.1442 MHz</p> <p>Occ BW % Pwr 99.00 %</p> <p>x dB -26.00 dB</p> <p>Transmit Freq Error -29.380 kHz</p> <p>x dB Bandwidth 4.747 MHz</p> <p>Copyright 2000-2006 Agilent Technologies</p>

Mode 6: WCDMA Band V Link Mode	
826.4 MHz	<p>Agilent R T Freq/Channel</p> <p>Ch Freq 826.4 MHz Trig Free</p> <p>Center Freq 826.400000 MHz</p> <p>Start Freq 821.400000 MHz</p> <p>Stop Freq 831.400000 MHz</p> <p>CF Step 1.00000000 MHz</p> <p>Freq Offset 0.00000000 Hz</p> <p>Signal Track On Off</p> <p>Ref 30 dBm Atten 30 dB</p> <p>#Peak Log 10 dB/Offst 14 dB</p> <p>Center 826.40 MHz Span 10 MHz</p> <p>#Res BW 100 kHz #VBW 300 kHz Sweep 1 ms (601 pts)</p> <p>Occupied Bandwidth 4.1647 MHz</p> <p>Occ BW % Pwr 99.00 %</p> <p>x dB -26.00 dB</p> <p>Transmit Freq Error 5.283 kHz</p> <p>x dB Bandwidth 4.834 MHz</p> <p>Copyright 2000-2006 Agilent Technologies</p>
836.6 MHz	<p>Agilent R T Freq/Channel</p> <p>Ch Freq 836.6 MHz Trig Free</p> <p>Center Freq 836.600000 MHz</p> <p>Start Freq 831.600000 MHz</p> <p>Stop Freq 841.600000 MHz</p> <p>CF Step 1.00000000 MHz</p> <p>Freq Offset 0.00000000 Hz</p> <p>Signal Track On Off</p> <p>Ref 30 dBm Atten 30 dB</p> <p>#Peak Log 10 dB/Offst 14 dB</p> <p>Center 836.60 MHz Span 10 MHz</p> <p>#Res BW 100 kHz #VBW 300 kHz Sweep 1 ms (601 pts)</p> <p>Occupied Bandwidth 4.1391 MHz</p> <p>Occ BW % Pwr 99.00 %</p> <p>x dB -26.00 dB</p> <p>Transmit Freq Error 239.151 Hz</p> <p>x dB Bandwidth 4.774 MHz</p> <p>Copyright 2000-2006 Agilent Technologies</p>
846.6 MHz	<p>Agilent R T Freq/Channel</p> <p>Ch Freq 846.6 MHz Trig Free</p> <p>Center Freq 846.600000 MHz</p> <p>Start Freq 841.600000 MHz</p> <p>Stop Freq 851.600000 MHz</p> <p>CF Step 1.00000000 MHz</p> <p>Freq Offset 0.00000000 Hz</p> <p>Signal Track On Off</p> <p>Ref 30 dBm Atten 30 dB</p> <p>#Peak Log 10 dB/Offst 14 dB</p> <p>Center 846.60 MHz Span 10 MHz</p> <p>#Res BW 100 kHz #VBW 300 kHz Sweep 1 ms (601 pts)</p> <p>Occupied Bandwidth 4.1429 MHz</p> <p>Occ BW % Pwr 99.00 %</p> <p>x dB -26.00 dB</p> <p>Transmit Freq Error -5.122 kHz</p> <p>x dB Bandwidth 4.768 MHz</p> <p>Copyright 2000-2006 Agilent Technologies</p>

Mode 7: CDMA 850 (BC 0) Link Mode	
824.70 MHz	<p>Agilent R T Freq/Channel</p> <p>Ch Freq 824.7 MHz Trig Free</p> <p>Center Freq 824.70000 MHz</p> <p>Start Freq 823.20000 MHz</p> <p>Stop Freq 826.20000 MHz</p> <p>CF Step 300.00000 kHz</p> <p>Freq Offset 0.0000000 Hz</p> <p>Signal Track On Off</p> <p>Ref 30 dBm Atten 30 dB</p> <p>#Peak Log 10 dB/Offst 14 dB</p> <p>Center 824.700 MHz Span 3 MHz</p> <p>#Res BW 30 kHz #VBW 100 kHz Sweep 3.2 ms (601 pts)</p> <p>Occupied Bandwidth 1.2937 MHz</p> <p>Occ BW % Pwr 99.00 %</p> <p>x dB -26.00 dB</p> <p>Transmit Freq Error -821.690 Hz</p> <p>x dB Bandwidth 1.455 MHz</p> <p>Copyright 2000-2006 Agilent Technologies</p>
836.52 MHz	<p>Agilent R T Freq/Channel</p> <p>Ch Freq 836.52 MHz Trig Free</p> <p>Center Freq 836.52000 MHz</p> <p>Start Freq 835.02000 MHz</p> <p>Stop Freq 838.02000 MHz</p> <p>CF Step 300.00000 kHz</p> <p>Freq Offset 0.0000000 Hz</p> <p>Signal Track On Off</p> <p>Ref 30 dBm Atten 30 dB</p> <p>#Peak Log 10 dB/Offst 14 dB</p> <p>Center 836.520 MHz Span 3 MHz</p> <p>#Res BW 30 kHz #VBW 100 kHz Sweep 3.2 ms (601 pts)</p> <p>Occupied Bandwidth 1.2808 MHz</p> <p>Occ BW % Pwr 99.00 %</p> <p>x dB -26.00 dB</p> <p>Transmit Freq Error 3.366 kHz</p> <p>x dB Bandwidth 1.441 MHz</p> <p>Copyright 2000-2006 Agilent Technologies</p>
848.31 MHz	<p>Agilent R T Freq/Channel</p> <p>Ch Freq 848.31 MHz Trig Free</p> <p>Center Freq 848.31000 MHz</p> <p>Start Freq 846.81000 MHz</p> <p>Stop Freq 849.81000 MHz</p> <p>CF Step 300.00000 kHz</p> <p>Freq Offset 0.0000000 Hz</p> <p>Signal Track On Off</p> <p>Ref 30 dBm Atten 30 dB</p> <p>#Peak Log 10 dB/Offst 14 dB</p> <p>Center 848.310 MHz Span 3 MHz</p> <p>#Res BW 30 kHz #VBW 100 kHz Sweep 3.2 ms (601 pts)</p> <p>Occupied Bandwidth 1.2877 MHz</p> <p>Occ BW % Pwr 99.00 %</p> <p>x dB -26.00 dB</p> <p>Transmit Freq Error 4.731 kHz</p> <p>x dB Bandwidth 1.448 MHz</p> <p>Copyright 2000-2006 Agilent Technologies</p>

Mode 8: CDMA 1900 (BC 1) Link Mode	
1851.25 MHz	<p>Agilent R T Freq/Channel</p> <p>Ch Freq 1.85125 GHz Trig Free</p> <p>Center Freq 1.85125000 GHz</p> <p>Start Freq 1.84975000 GHz</p> <p>Stop Freq 1.85275000 GHz</p> <p>CF Step 300.000000 kHz</p> <p>Freq Offset 0.00000000 Hz</p> <p>Signal Track On Off</p> <p>Ref 30 dBm Atten 30 dB</p> <p>#Peak Log 10 dB/Offst 14.3 dB</p> <p>Center 1.851 250 GHz Span 3 MHz</p> <p>#Res BW 30 kHz #VBW 100 kHz Sweep 3.2 ms (601 pts)</p> <p>Occupied Bandwidth 1.2976 MHz</p> <p>Occ BW % Pwr 99.00 %</p> <p>x dB -26.00 dB</p> <p>Transmit Freq Error 1.202 kHz</p> <p>x dB Bandwidth 1.479 MHz</p> <p>Copyright 2000-2006 Agilent Technologies</p>
1880.00 MHz	<p>Agilent R T Freq/Channel</p> <p>Ch Freq 1.88 GHz Trig Free</p> <p>Center Freq 1.88000000 GHz</p> <p>Start Freq 1.87850000 GHz</p> <p>Stop Freq 1.88150000 GHz</p> <p>CF Step 300.000000 kHz</p> <p>Freq Offset 0.00000000 Hz</p> <p>Signal Track On Off</p> <p>Ref 30 dBm Atten 30 dB</p> <p>#Peak Log 10 dB/Offst 14.3 dB</p> <p>Center 1.880 000 GHz Span 3 MHz</p> <p>#Res BW 30 kHz #VBW 100 kHz Sweep 3.2 ms (601 pts)</p> <p>Occupied Bandwidth 1.2861 MHz</p> <p>Occ BW % Pwr 99.00 %</p> <p>x dB -26.00 dB</p> <p>Transmit Freq Error 2.860 kHz</p> <p>x dB Bandwidth 1.458 MHz</p> <p>Copyright 2000-2006 Agilent Technologies</p>
1908.75 MHz	<p>Agilent R T Freq/Channel</p> <p>Ch Freq 1.90875 GHz Trig Free</p> <p>Center Freq 1.90875000 GHz</p> <p>Start Freq 1.90725000 GHz</p> <p>Stop Freq 1.91025000 GHz</p> <p>CF Step 300.000000 kHz</p> <p>Freq Offset 0.00000000 Hz</p> <p>Signal Track On Off</p> <p>Ref 30 dBm Atten 30 dB</p> <p>#Peak Log 10 dB/Offst 14.3 dB</p> <p>Center 1.908 750 GHz Span 3 MHz</p> <p>#Res BW 30 kHz #VBW 100 kHz Sweep 3.2 ms (601 pts)</p> <p>Occupied Bandwidth 1.2975 MHz</p> <p>Occ BW % Pwr 99.00 %</p> <p>x dB -26.00 dB</p> <p>Transmit Freq Error -6.458 kHz</p> <p>x dB Bandwidth 1.534 MHz</p> <p>Copyright 2000-2006 Agilent Technologies</p>

Mode 9: 1xEV-DO 850 (BC 0) Link Mode	
824.70 MHz	<p>Agilent R T Freq/Channel</p> <p>Ch Freq 824.7 MHz Trig Free</p> <p>Center Freq 824.70000 MHz</p> <p>Start Freq 823.20000 MHz</p> <p>Stop Freq 826.20000 MHz</p> <p>CF Step 300.00000 kHz Auto Man</p> <p>Freq Offset 0.0000000 Hz</p> <p>Signal Track On Off</p> <p>Ref 30 dBm Atten 30 dB</p> <p>#Peak Log 10 dB/Offst 14 dB</p> <p>Center 824.700 MHz Span 3 MHz</p> <p>#Res BW 30 kHz #VBW 100 kHz Sweep 3.2 ms (601 pts)</p> <p>Occupied Bandwidth 1.2929 MHz Occ BW % Pwr 99.00 % x dB -26.00 dB</p> <p>Transmit Freq Error -805.405 Hz</p> <p>x dB Bandwidth 1.456 MHz</p> <p>Copyright 2000-2006 Agilent Technologies</p>
836.52 MHz	<p>Agilent R T Freq/Channel</p> <p>Ch Freq 836.52 MHz Trig Free</p> <p>Center Freq 836.52000 MHz</p> <p>Start Freq 835.02000 MHz</p> <p>Stop Freq 838.02000 MHz</p> <p>CF Step 300.00000 kHz Auto Man</p> <p>Freq Offset 0.0000000 Hz</p> <p>Signal Track On Off</p> <p>Ref 30 dBm Atten 30 dB</p> <p>#Peak Log 10 dB/Offst 14 dB</p> <p>Center 836.520 MHz Span 3 MHz</p> <p>#Res BW 30 kHz #VBW 100 kHz Sweep 3.2 ms (601 pts)</p> <p>Occupied Bandwidth 1.2787 MHz Occ BW % Pwr 99.00 % x dB -26.00 dB</p> <p>Transmit Freq Error 208.362 Hz</p> <p>x dB Bandwidth 1.432 MHz</p> <p>Copyright 2000-2006 Agilent Technologies</p>
848.31 MHz	<p>Agilent R T Freq/Channel</p> <p>Ch Freq 848.31 MHz Trig Free</p> <p>Center Freq 848.31000 MHz</p> <p>Start Freq 846.81000 MHz</p> <p>Stop Freq 849.81000 MHz</p> <p>CF Step 300.00000 kHz Auto Man</p> <p>Freq Offset 0.0000000 Hz</p> <p>Signal Track On Off</p> <p>Ref 30 dBm Atten 30 dB</p> <p>#Peak Log 10 dB/Offst 14 dB</p> <p>Center 848.310 MHz Span 3 MHz</p> <p>#Res BW 30 kHz #VBW 100 kHz Sweep 3.2 ms (601 pts)</p> <p>Occupied Bandwidth 1.2872 MHz Occ BW % Pwr 99.00 % x dB -26.00 dB</p> <p>Transmit Freq Error 3.686 kHz</p> <p>x dB Bandwidth 1.458 MHz</p> <p>Copyright 2000-2006 Agilent Technologies</p>

Mode 10: 1xEV-DO 1900 (BC 1) Link Mode	
1851.25 MHz	<p>Agilent R T Freq/Channel</p> <p>Ch Freq 1.85125 GHz Trig Free</p> <p>Center Freq 1.85125000 GHz</p> <p>Start Freq 1.84975000 GHz</p> <p>Stop Freq 1.85275000 GHz</p> <p>CF Step 300.000000 kHz</p> <p>Freq Offset 0.00000000 Hz</p> <p>Signal Track On Off</p> <p>Ref 30 dBm Atten 30 dB</p> <p>#Peak Log 10 dB/Offst 14.3 dB</p> <p>Center 1.851250 GHz Span 3 MHz</p> <p>#Res BW 30 kHz #VBW 100 kHz Sweep 3.2 ms (601 pts)</p> <p>Occupied Bandwidth 1.2976 MHz</p> <p>Occ BW % Pwr 99.00 %</p> <p>x dB -26.00 dB</p> <p>Transmit Freq Error 912.087 Hz</p> <p>x dB Bandwidth 1.479 MHz</p> <p>Copyright 2000-2006 Agilent Technologies</p>
1880.00 MHz	<p>Agilent R T Freq/Channel</p> <p>Ch Freq 1.88 GHz Trig Free</p> <p>Center Freq 1.88000000 GHz</p> <p>Start Freq 1.87850000 GHz</p> <p>Stop Freq 1.88150000 GHz</p> <p>CF Step 300.000000 kHz</p> <p>Freq Offset 0.00000000 Hz</p> <p>Signal Track On Off</p> <p>Ref 30 dBm Atten 30 dB</p> <p>#Peak Log 10 dB/Offst 14.3 dB</p> <p>Center 1.880000 GHz Span 3 MHz</p> <p>#Res BW 30 kHz #VBW 100 kHz Sweep 3.2 ms (601 pts)</p> <p>Occupied Bandwidth 1.2864 MHz</p> <p>Occ BW % Pwr 99.00 %</p> <p>x dB -26.00 dB</p> <p>Transmit Freq Error 2.793 kHz</p> <p>x dB Bandwidth 1.452 MHz</p> <p>Copyright 2000-2006 Agilent Technologies</p>
1908.75 MHz	<p>Agilent R T Freq/Channel</p> <p>Ch Freq 1.90875 GHz Trig Free</p> <p>Center Freq 1.90875000 GHz</p> <p>Start Freq 1.90725000 GHz</p> <p>Stop Freq 1.91025000 GHz</p> <p>CF Step 300.000000 kHz</p> <p>Freq Offset 0.00000000 Hz</p> <p>Signal Track On Off</p> <p>Ref 30 dBm Atten 30 dB</p> <p>#Peak Log 10 dB/Offst 14.3 dB</p> <p>Center 1.908750 GHz Span 3 MHz</p> <p>#Res BW 30 kHz #VBW 100 kHz Sweep 3.2 ms (601 pts)</p> <p>Occupied Bandwidth 1.2965 MHz</p> <p>Occ BW % Pwr 99.00 %</p> <p>x dB -26.00 dB</p> <p>Transmit Freq Error -5.215 kHz</p> <p>x dB Bandwidth 1.486 MHz</p> <p>Copyright 2000-2006 Agilent Technologies</p>

6 Band Edge Test

6.1. Limit

The Band Edge Limit:

§22.917(a), §24.238(a)

The power of any emission outside of the authorized operating frequency ranges must be attenuated below the transmitting power (P) by a factor of at least $43 + 10\log(P)$ dB.

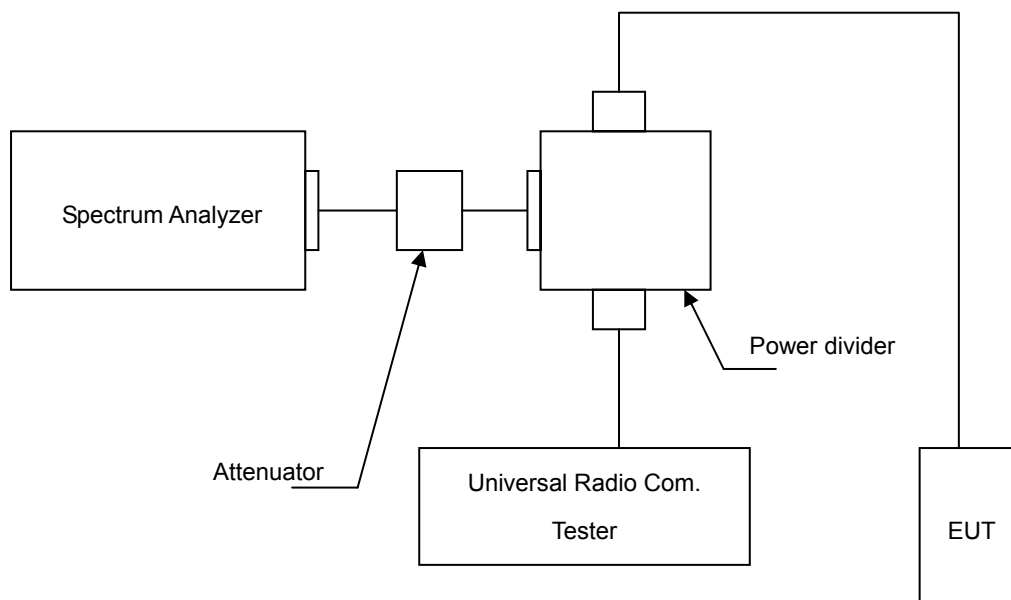
6.2. Test Instruments

Equipment	Manufacturer	Model Number	Serial Number	Cal. Date	Remark
Universal Radio Communication Tester	R & S	CMU200	109369	10/21/2014	(2)
Spectrum Analyzer	Agilent	E4445A	MY46181986	05/14/2015	(1)
Attenuator	RADIALL	R41572000	0603033073	N.C.R.	-----
Power Divider	Agilent	87302C	3239A00760	N.C.R.	-----
Test Site	ATL	TE05	TE05	N.C.R.	-----

Remark: ⁽¹⁾ Calibration period 1 year. ⁽²⁾ Calibration period 2 years.

Note: N.C.R. = No Calibration Request.

6.3. Setup



6.4. Test Procedure

The measurement is made according to FCC rules part 22 and 24:

1. The EUT was connected to Spectrum Analyzer and Base Station via Power Divider.
2. The band edge of low and high channels for the highest RF powers within the transmitting frequency band were measured. Setting RBW as roughly BW/100.
3. The band edge setting:
 - a. RB=10 kHz; VB=30 kHz for GSM 850 and PCS 1900.
 - b. RB=51 kHz; VB=160 kHz for WCDMA Band V and WCDMA Band II.

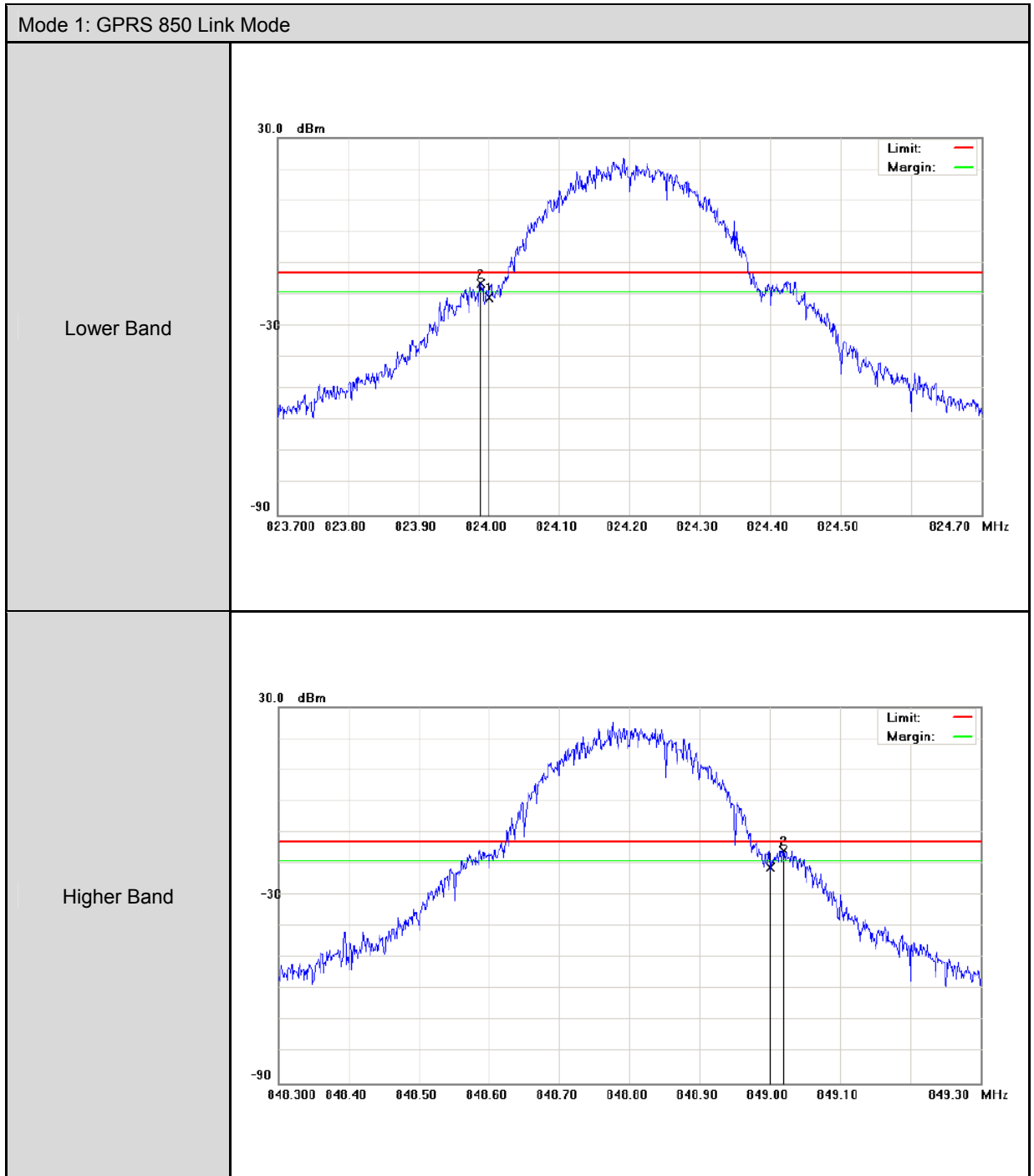
6.5. Uncertainty

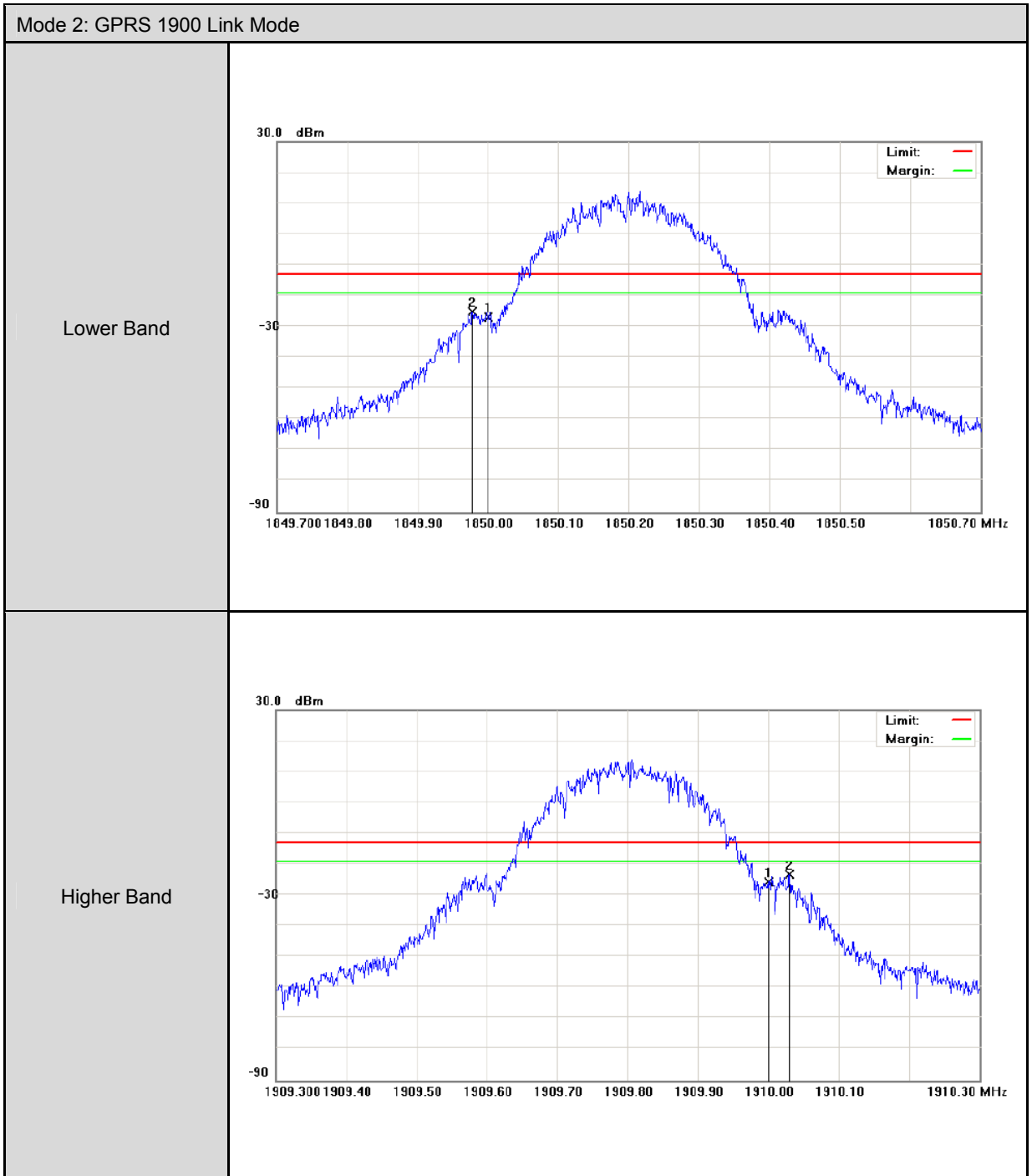
The measurement uncertainty is defined as $\pm 10\text{Hz}$

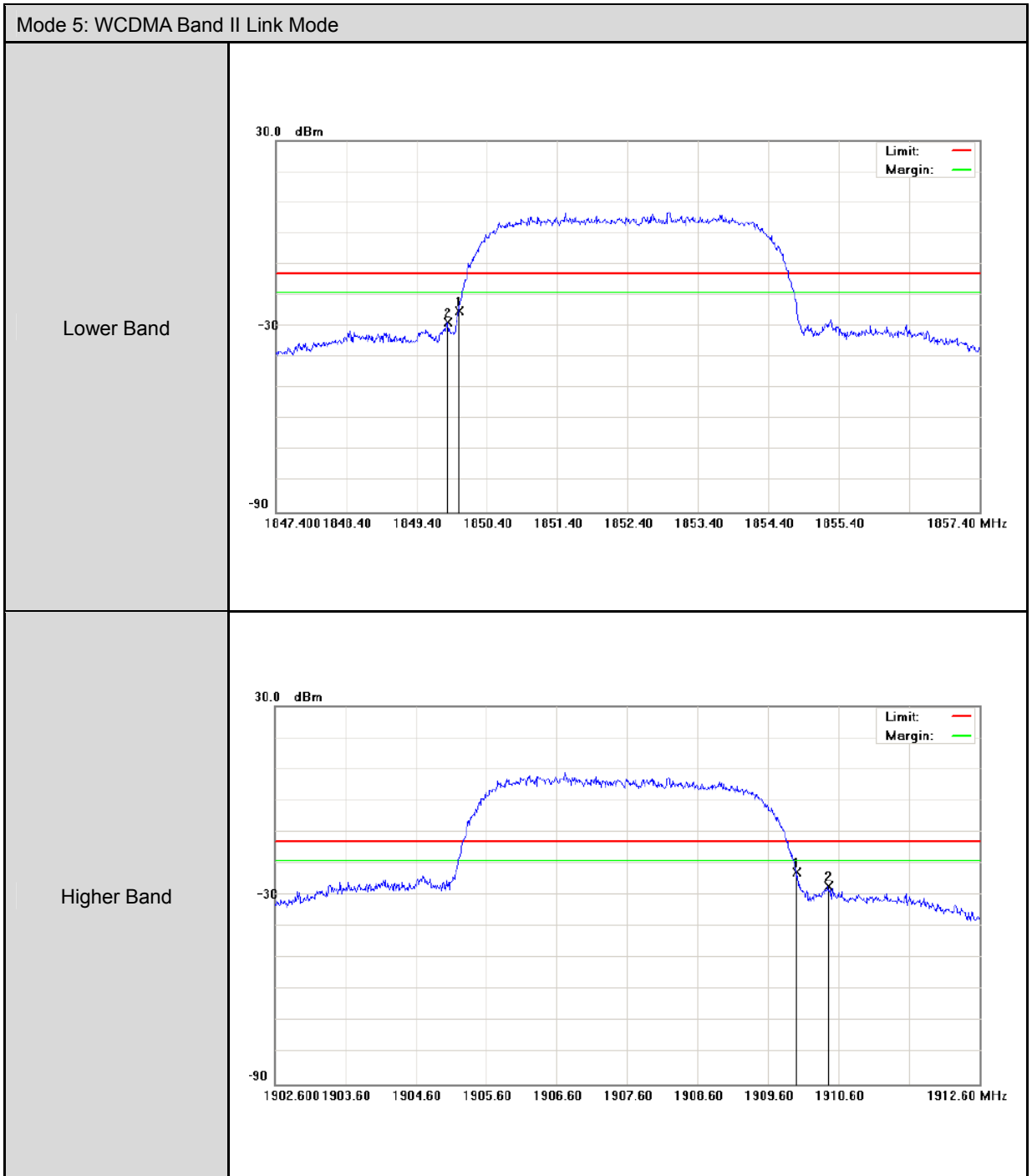
6.6. Test Result

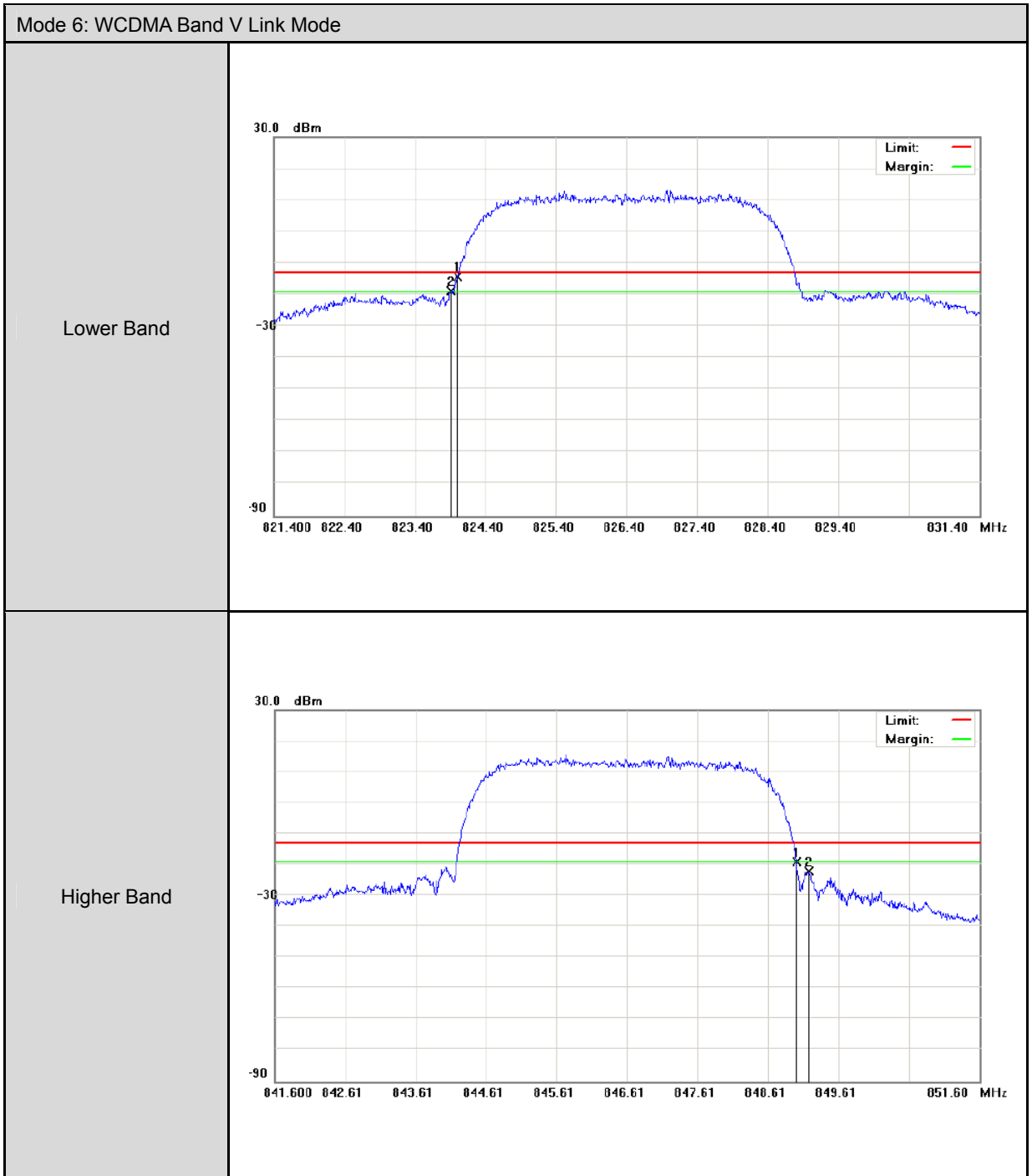
Model Number		AC791L				
Test Item		Band Edge				
Date of Test		05/05/2015			Test Site	TE05
Bands		Channel	Frequency (MHz)	Bandwidth (dBm)	Limit (dBm)	Result
GPRS 850	Lower	128	824.0000	-16.40	-13	Pass
	Higher	251	849.0000	-15.80	-13	Pass
GPRS 1900	Lower	512	1850.000	-25.12	-13	Pass
	Higher	810	1910.000	-23.40	-13	Pass
WCDMA Band II	Lower	9262	1850.000	-25.17	-13	Pass
	Higher	9538	1910.000	-22.74	-13	Pass
WCDMA Band V	Lower	4132	824.0000	-14.16	-13	Pass
	Higher	4233	849.0000	-19.09	-13	Pass

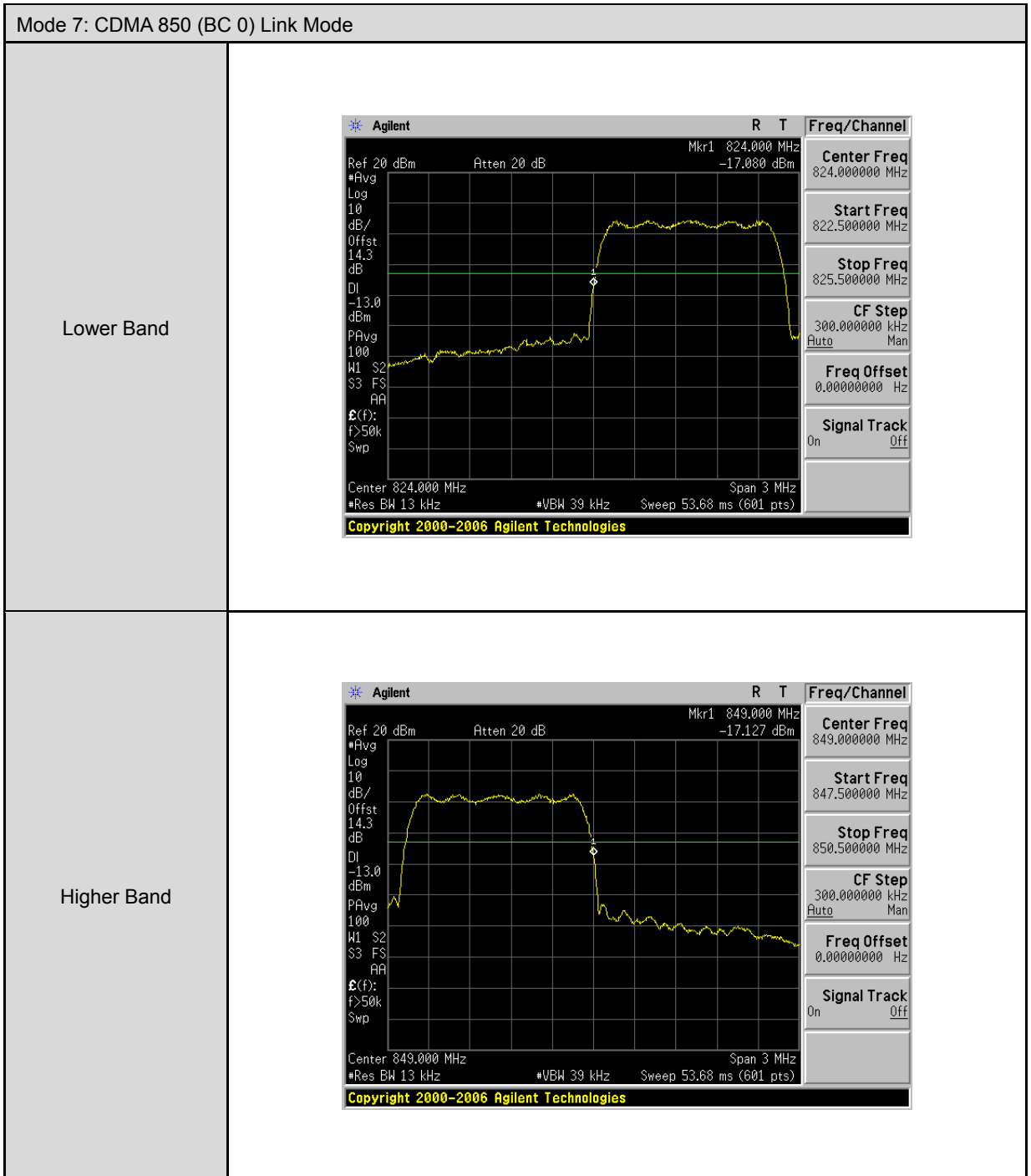
6.7. Test Graphs

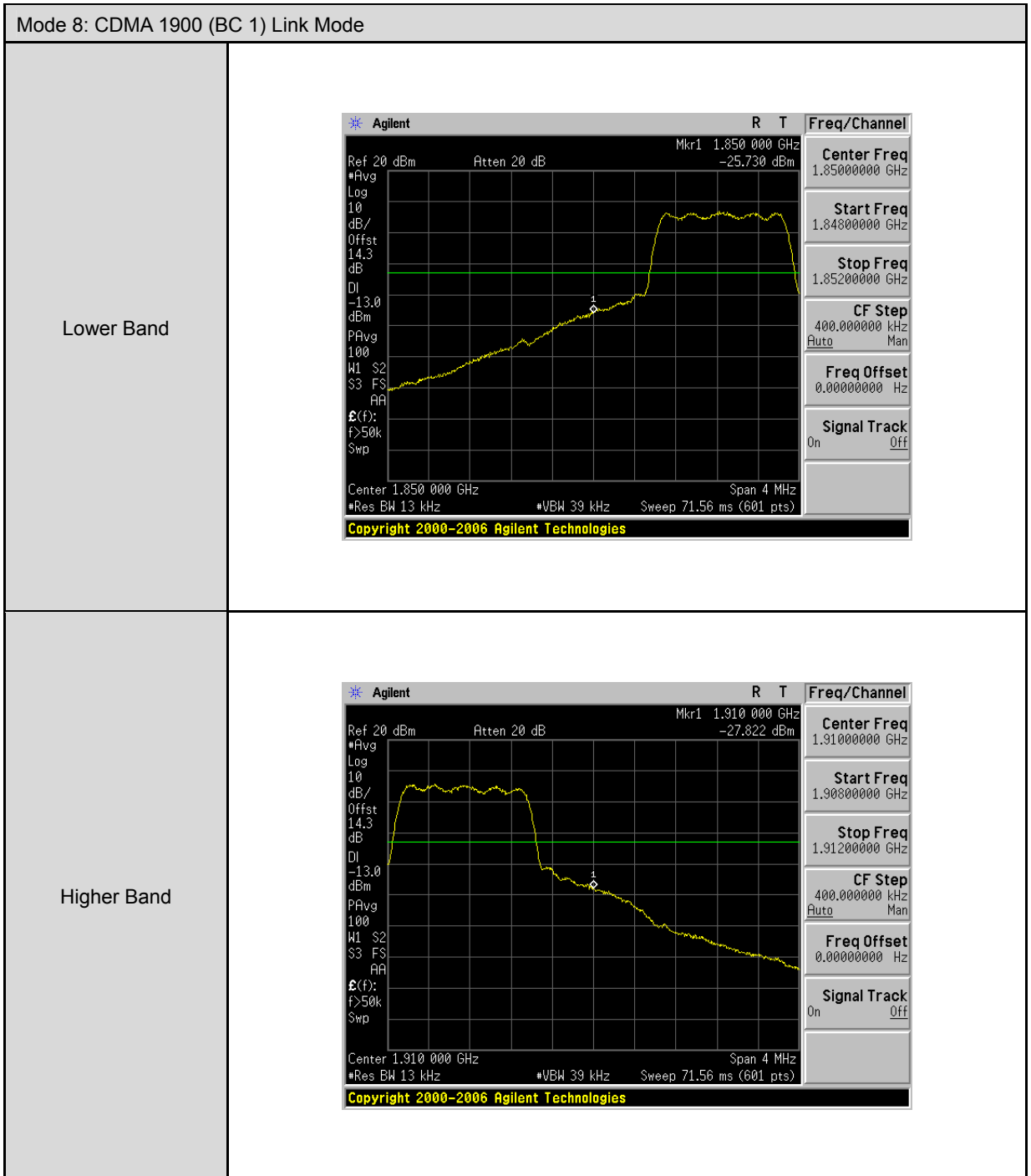












7 Conducted Spurious Emission Test

7.1. Limit

The power of any emission outside of the authorized operating frequency ranges must be attenuated below the transmitting power (P) by a factor of at least $43 + 10\log(P)$ dB.

7.2. Test Instruments

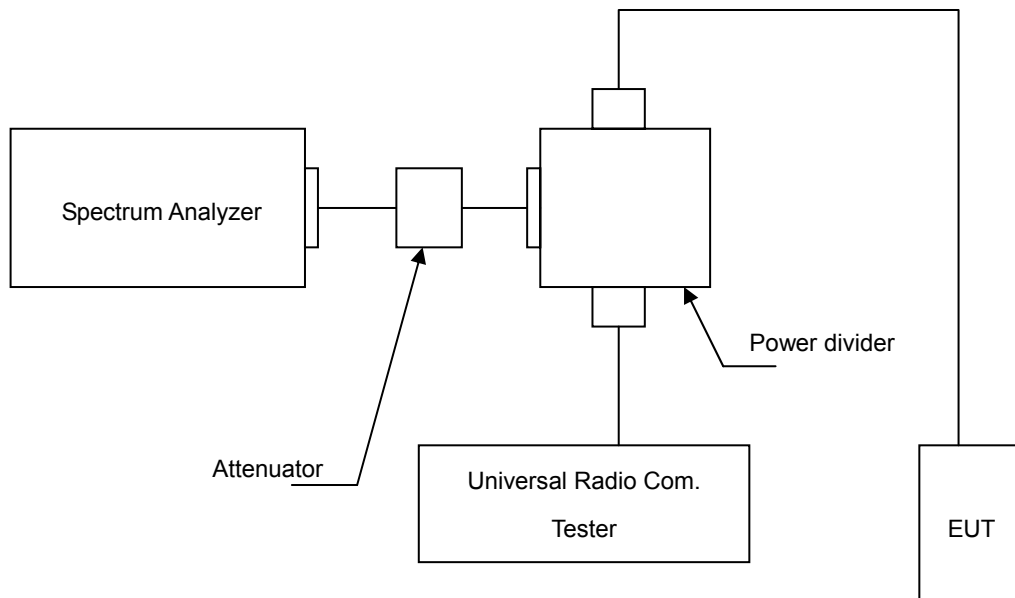
Equipment	Manufacturer	Model Number	Serial Number	Cal. Date	Remark
Universal Radio Communication Tester	R & S	CMU200	109369	10/21/2014	(2)
Spectrum Analyzer	Agilent	E4445A	MY46181986	05/14/2015	(1)
Attenuator	RADIALL	R41572000	0603033073	N.C.R.	-----
Power Divider	Agilent	87302C	3239A00760	N.C.R.	-----
Test Site	ATL	TE05	TE05	N.C.R.	-----

Remark: ⁽¹⁾ Calibration period 1 year. ⁽²⁾ Calibration period 2 years.

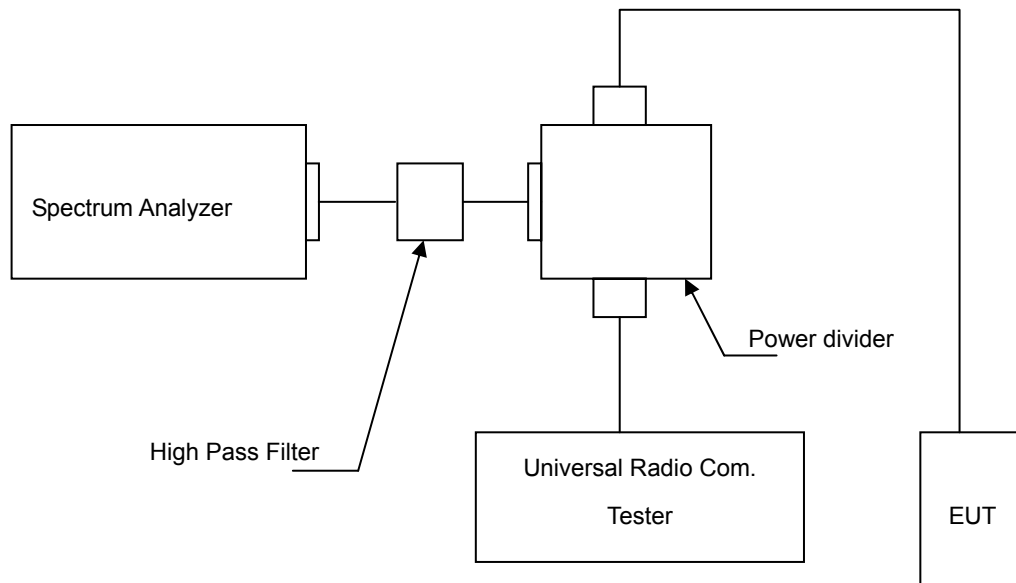
Note: N.C.R. = No Calibration Request.

7.3. Setup

Below 2.8GHz



Above 2.8GHz



7.4. Test Procedure

1. The EUT was connected to Spectrum Analyzer and Base Station via Power Divider.
2. The middle channel for the highest RF power within the transmitting frequency was measured.
3. The conducted spurious emission for the whole frequency range was taken.

7.5. Uncertainty

The measurement uncertainty is evaluated as ± 2.24 dB.

7.6. Test Result

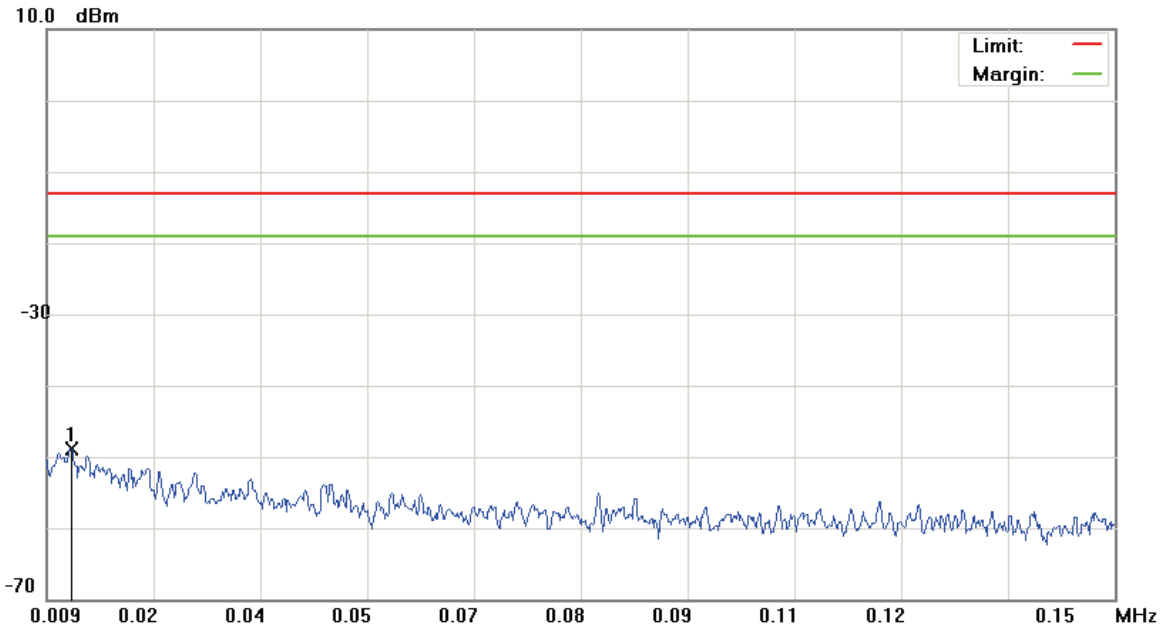
Model Number	AC791L		
Test Item	Conducted Spurious Emission		
Test Mode	Mode 1 / Mode 2 / Mode 4 / Mode 5 / Mode 6 / Mode 7 / Mode 8		
Date of Test	05/03/2015 ~ 05/05/2015	Test Site	TE05

File :AC791L(CH128)

Data :#1

Date: 2015/5/3

Time: 下午 04:39:41



Site: site #1	Polarization: Conducted Power	Temperature: 26 °C
Limit: FCC Part 22 conducted(9k-12.75G)	Power: DC 3.8V	Humidity: 55 %
EUT: Mobile Hot Spot	Distance:	RBW: 1 KHz VBW: 3 KHz
M/N: AC791L		
Mode: GPRS 850		
Note:		

No.	Mk.	Freq.	Reading Level	Correct Factor	Measurement	Limit	Over	Antenna Height	Table Degree	
		MHz	dBm	dB	dBm	dBm	dB	cm	degree	Comment
1	*	0.0122	-79.49	30.57	-48.92	-13.00	-35.92			peak

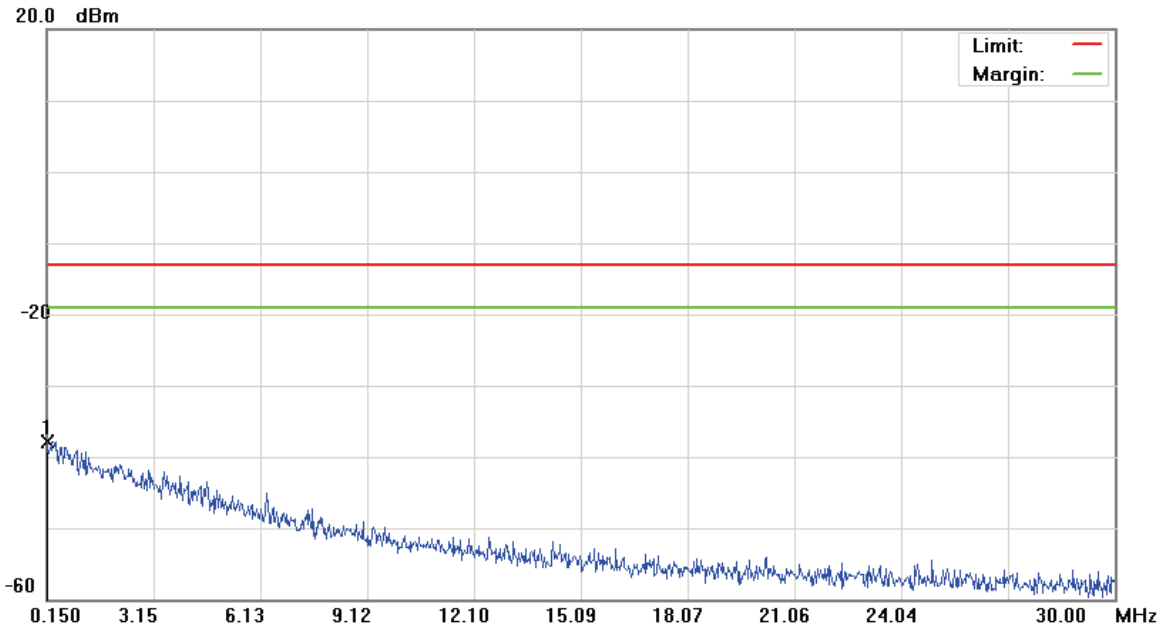
*:Maximum data x:Over limit !:over margin

File :AC791L(CH128)

Data :#2

Date: 2015/5/3

Time: 下午 04:40:05



Site: site #1

 Polarization: **Conducted Power**

Temperature: 26 °C

Limit: FCC Part 22 conducted(9k-12.75G)

Power: DC 3.8V

Humidity: 55 %

EUT: Mobile Hot Spot

Distance:

RBW: 10 KHz VBW: 30 KHz

M/N: AC791L

Mode: GPRS 850

Note:

No.	Mk.	Freq.	Reading Level	Correct Factor	Measurement	Limit	Over	Antenna Height	Table Degree	
		MHz	dBm	dB	dBm	dBm	dB	cm	degree	Comment
1	*	0.1650	-68.44	30.63	-37.81	-13.00	-24.81	peak		

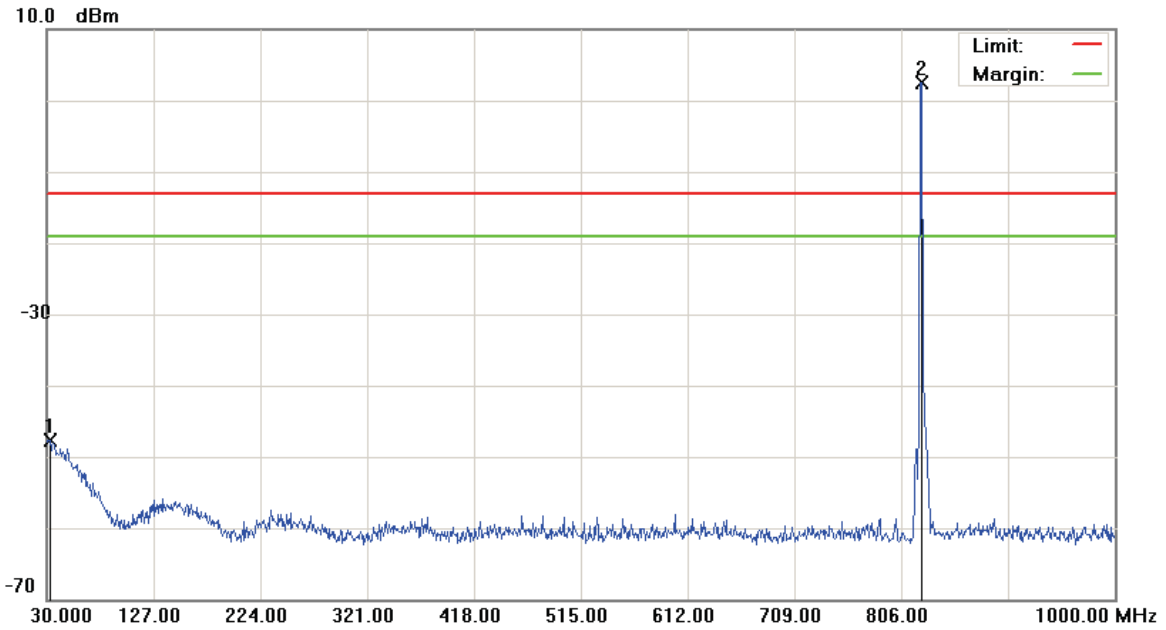
*:Maximum data x:Over limit !:over margin

File :AC791L(CH128)

Data :#3

Date: 2015/5/3

Time: 下午 04:40:29



Site: site #1	Polarization: Conducted Power	Temperature: 26 °C
Limit: FCC Part 22 conducted(9k-12.75G)	Power: DC 3.8V	Humidity: 55 %
EUT: Mobile Hot Spot	Distance:	RBW: 100 KHz VBW: 300 KHz
M/N: AC791L		
Mode: GPRS 850		
Note:		

No.	Mk.	Freq. MHz	Reading Level dBm	Correct Factor dB	Measure- ment dBm	Limit dBm	Over dB	Antenna Height cm	Table Degree degree	Comment
1		32.4250	-64.56	16.94	-47.62	-13.00	-34.62	peak		
2	*	824.4300	-1.30	3.84	2.54	-13.00	15.54	peak		Tx

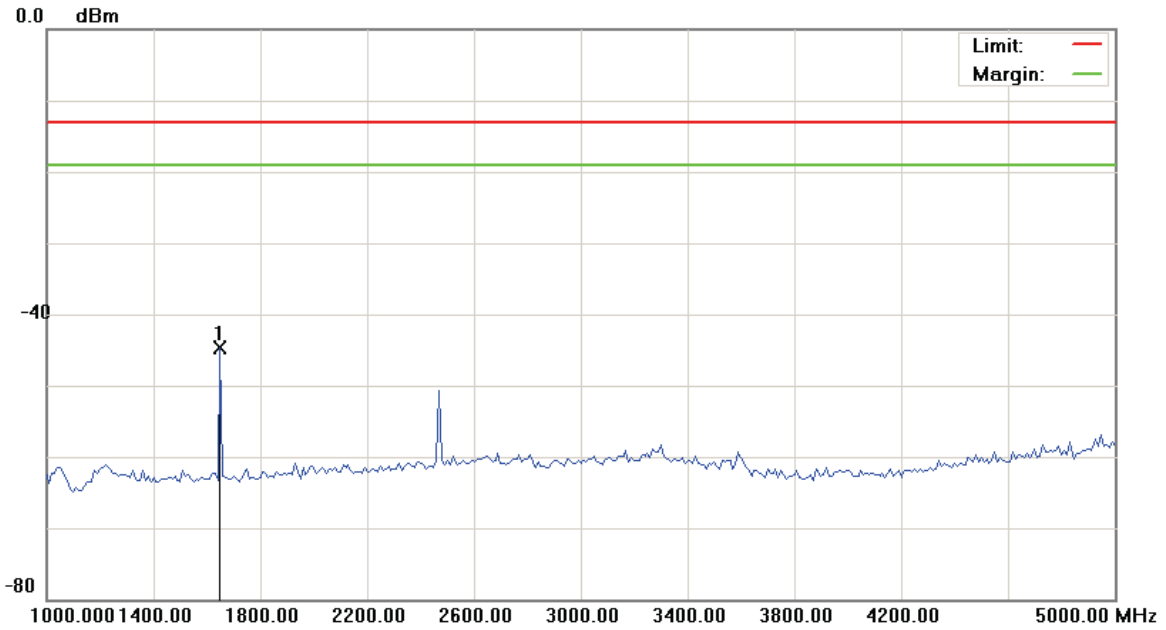
*:Maximum data x:Over limit !:over margin

File :AC791L(CH128)

Data :#4

Date: 2015/5/4

Time: 下午 05:51:26



Site: site #1	Polarization: Conducted Power	Temperature: 26 °C
Limit: FCC Part 22 conducted(9k-12.75G)	Power: DC 3.8V	Humidity: 55 %
EUT: Mobile Hot Spot	Distance:	RBW: 1000 KHz VBW: 3000 KHz
M/N: AC791L		
Mode: GPRS 850		
Note:		

No.	Mk.	Freq. MHz	Reading Level dBm	Correct Factor dB	Measure- ment dBm	Limit dBm	Over dB	Antenna Height cm	Table Degree degree	Comment
1	*	1650.000	-49.19	4.45	-44.74	-13.00	-31.74	peak		

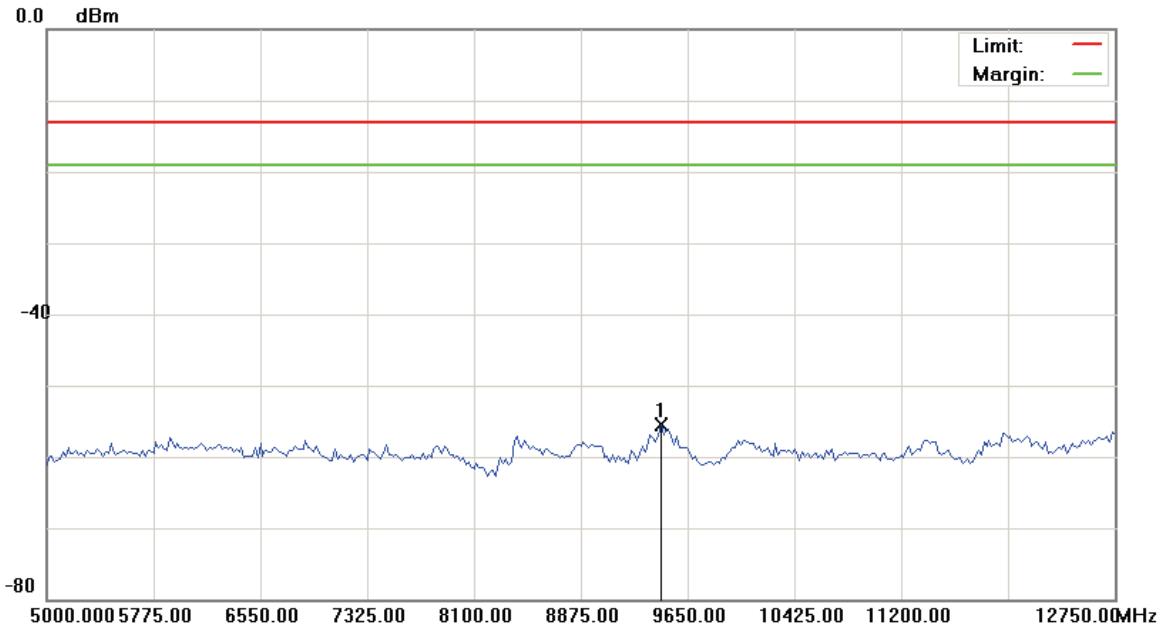
*:Maximum data x:Over limit !:over margin

File :AC791L(CH128)

Data :#5

Date: 2015/5/4

Time: 下午 05:51:45



Site: site #1	Polarization: Conducted Power	Temperature: 26 °C
Limit: FCC Part 22 conducted(9k-12.75G)	Power: DC 3.8V	Humidity: 55 %
EUT: Mobile Hot Spot	Distance:	RBW: 1000 KHz VBW: 3000 KHz
M/N: AC791L		
Mode: GPRS 850		
Note:		

No.	Mk.	Freq. MHz	Reading Level dBm	Correct Factor dB	Measure- ment dBm	Limit dBm	Over dB	Antenna Height cm	Table Degree degree	Comment
1	*	9456.250	-60.58	5.01	-55.57	-13.00	-42.57	peak		

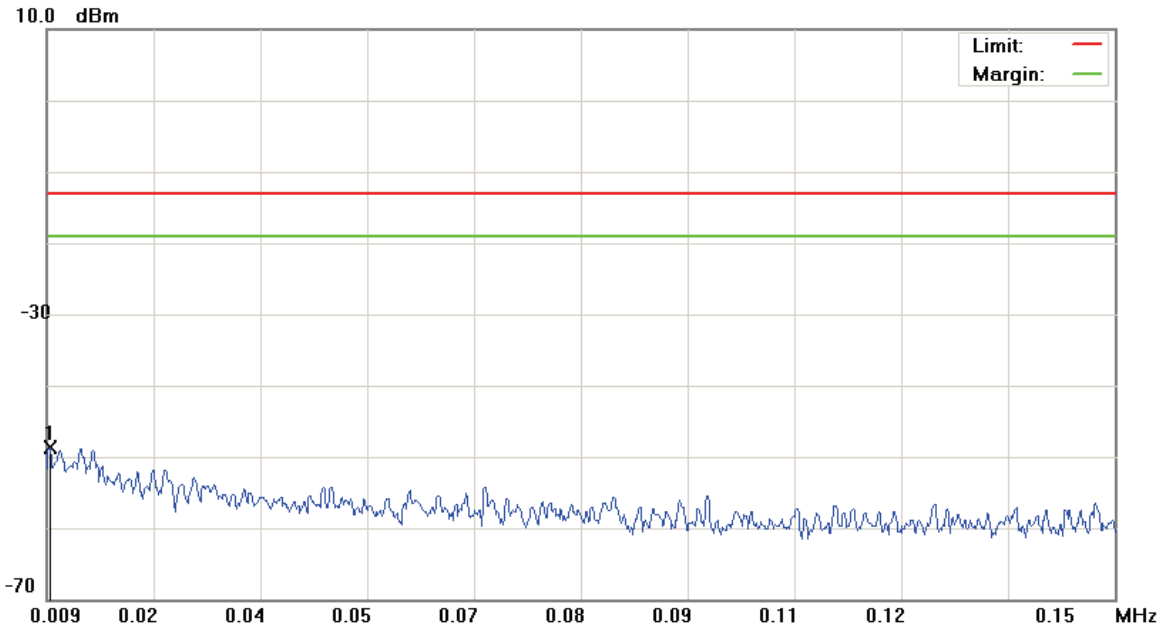
*:Maximum data x:Over limit !:over margin

File :AC791L(CH190)

Data :#1

Date: 2015/5/3

Time: 下午 04:46:16



Site: site #1

 Polarization: **Conducted Power**

Temperature: 26 °C

Limit: FCC Part 22 conducted(9k-12.75G)

Power: DC 3.8V

Humidity: 55 %

EUT: Mobile Hot Spot

Distance:

RBW: 1 KHz VBW: 3 KHz

M/N: AC791L

Mode: GPRS 850

Note:

No.	Mk.	Freq.	Reading Level	Correct Factor	Measurement	Limit	Over	Antenna Height	Table Degree	
		MHz	dBm	dB	dBm	dBm	dB	cm	degree	Comment
1	*	0.0094	-79.36	30.58	-48.78	-13.00	-35.78			peak

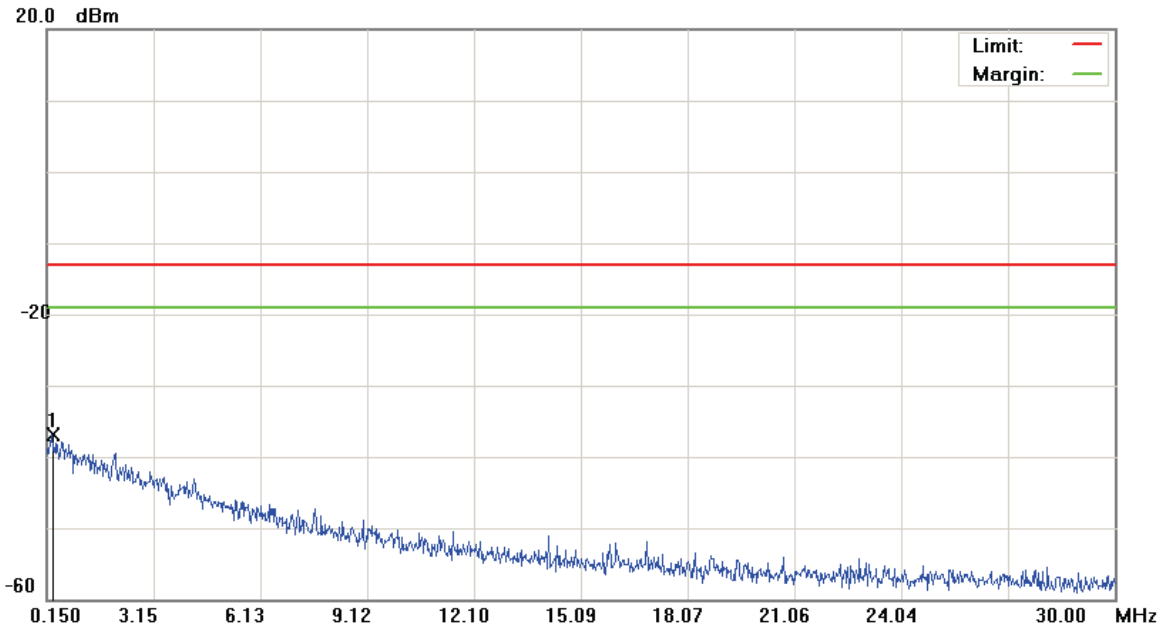
*:Maximum data x:Over limit !:over margin

File :AC791L(CH190)

Data :#2

Date: 2015/5/3

Time: 下午 04:46:40



Site: site #1

 Polarization: **Conducted Power**

Temperature: 26 °C

Limit: FCC Part 22 conducted(9k-12.75G)

Power: DC 3.8V

Humidity: 55 %

EUT: Mobile Hot Spot

Distance:

RBW: 10 KHz VBW: 30 KHz

M/N: AC791L

Mode: GPRS 850

Note:

No.	Mk.	Freq.	Reading Level	Correct Factor	Measurement	Limit	Over	Antenna Height	Table Degree	
		MHz	dBm	dB	dBm	dBm	dB	cm	degree	Comment
1	*	0.3141	-68.63	31.82	-36.81	-13.00	-23.81			peak

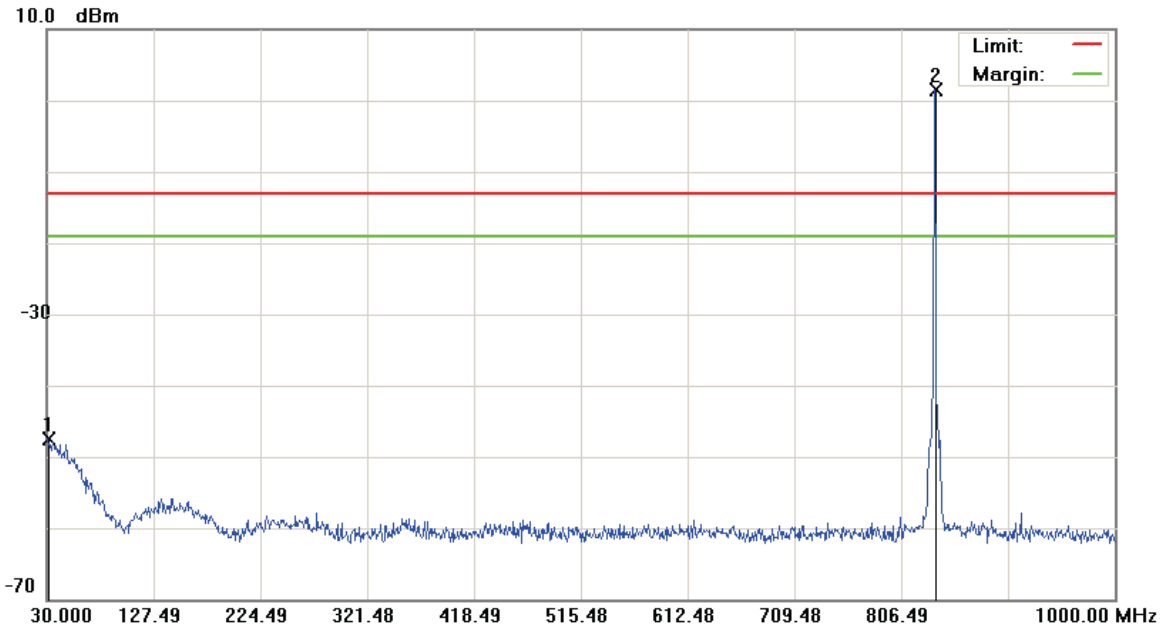
*:Maximum data x:Over limit !:over margin

File :AC791L(CH190)

Data :#3

Date: 2015/5/3

Time: 下午 04:47:04



Site: site #1

 Polarization: **Conducted Power**

Temperature: 26 °C

Limit: FCC Part 22 conducted(9k-12.75G)

Power: DC 3.8V

Humidity: 55 %

EUT: Mobile Hot Spot

Distance:

RBW: 100 KHz VBW: 300 KHz

M/N: AC791L

Mode: GPRS 850

Note:

No.	Mk.	Freq. MHz	Reading Level dBm	Correct Factor dB	Measure- ment dBm	Limit dBm	Over dB	Antenna Height cm	Table Degree degree	Comment
1		31.4550	-64.48	17.05	-47.43	-13.00	-34.43	peak		
2	*	836.5550	-2.52	3.96	1.44	-13.00	14.44	peak		Tx

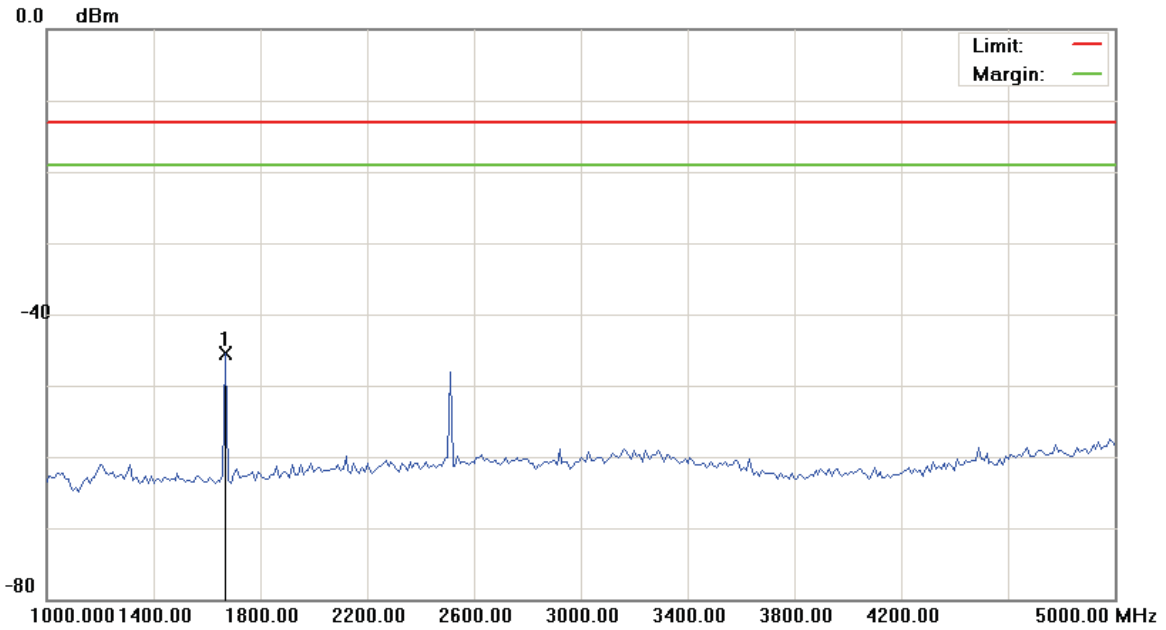
*:Maximum data x:Over limit !:over margin

File :AC791L(CH190)

Data :#4

Date: 2015/5/4

Time: 下午 05:52:21



Site: site #1	Polarization: Conducted Power	Temperature: 26 °C
Limit: FCC Part 22 conducted(9k-12.75G)	Power: DC 3.8V	Humidity: 55 %
EUT: Mobile Hot Spot	Distance:	RBW: 1000 KHz VBW: 3000 KHz
M/N: AC791L		
Mode: GPRS 850		
Note:		

No.	Mk.	Freq. MHz	Reading Level dBm	Correct Factor dB	Measure- ment dBm	Limit dBm	Over dB	Antenna Height cm	Table Degree degree	Comment
1	*	1670.000	-49.98	4.46	-45.52	-13.00	-32.52	peak		

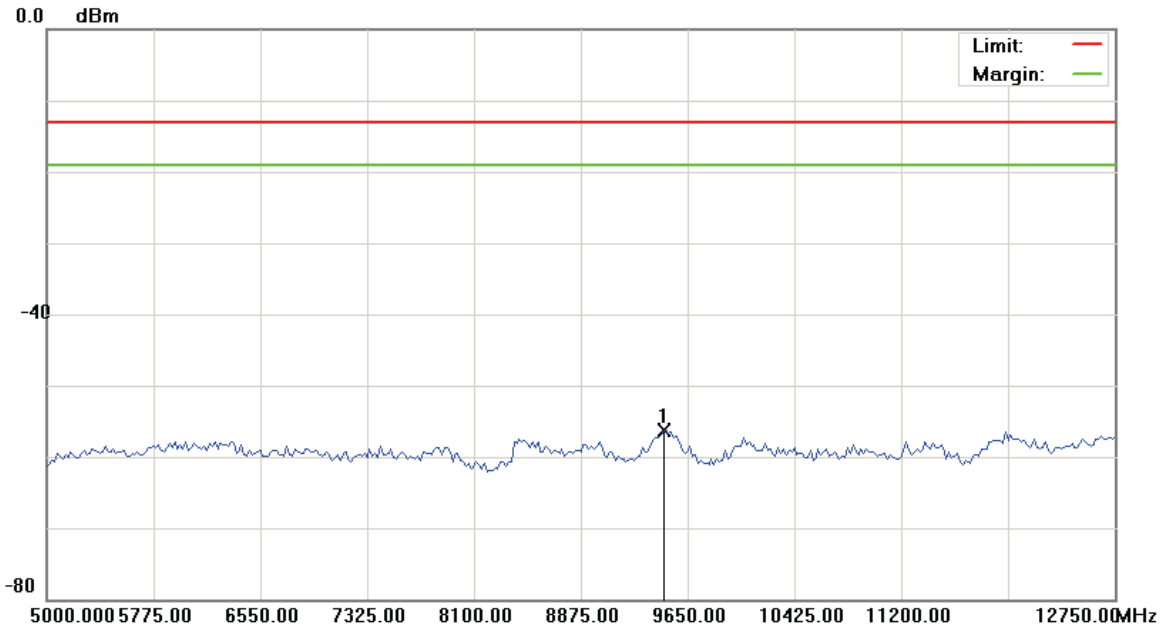
*:Maximum data x:Over limit !:over margin

File :AC791L(CH190)

Data :#5

Date: 2015/5/4

Time: 下午 05:52:39



Site: site #1	Polarization: Conducted Power	Temperature: 26 °C
Limit: FCC Part 22 conducted(9k-12.75G)	Power: DC 3.8V	Humidity: 55 %
EUT: Mobile Hot Spot	Distance:	RBW: 1000 KHz VBW: 3000 KHz
M/N: AC791L		
Mode: GPRS 850		
Note:		

No.	Mk.	Freq. MHz	Reading Level dBm	Correct Factor dB	Measure- ment dBm	Limit dBm	Over dB	Antenna Height cm	Table Degree degree	Comment
1	*	9475.625	-61.38	5.12	-56.26	-13.00	-43.26			peak

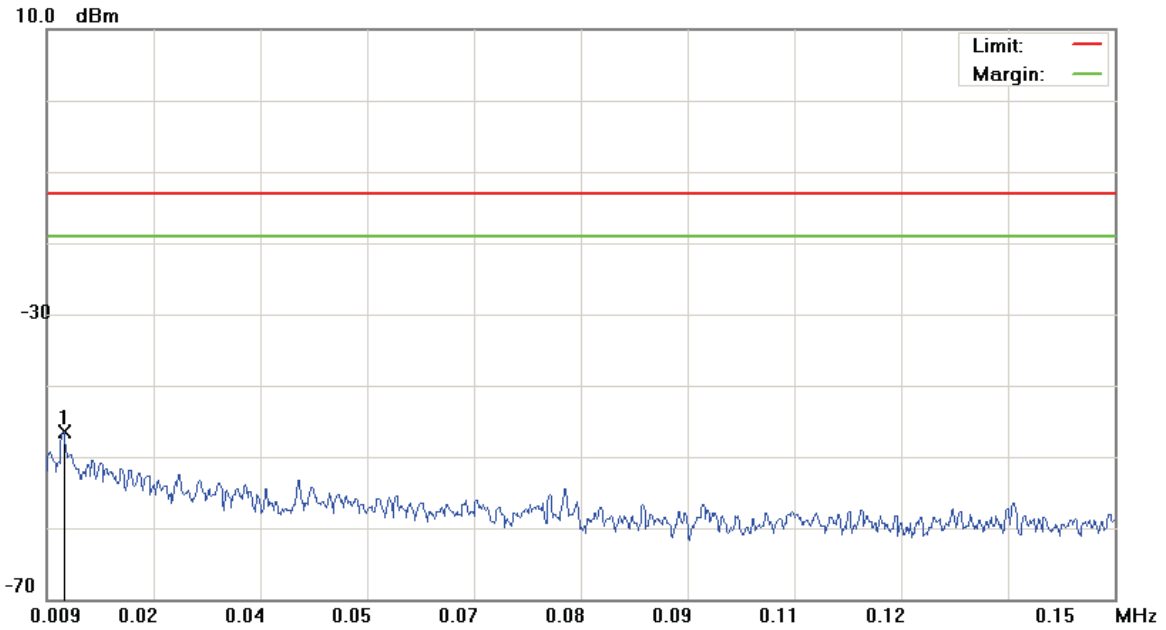
*:Maximum data x:Over limit !:over margin

File :AC791L(CH251)

Data :#1

Date: 2015/5/3

Time: 下午 04:50:12



Site: site #1	Polarization: Conducted Power	Temperature: 26 °C
Limit: FCC Part 22 conducted(9k-12.75G)	Power: DC 3.8V	Humidity: 55 %
EUT: Mobile Hot Spot	Distance:	RBW: 1 KHz VBW: 3 KHz
M/N: AC791L		
Mode: GPRS 850		
Note:		

No.	Mk.	Freq. MHz	Reading Level dBm	Correct Factor dB	Measure- ment dBm	Limit dBm	Over dB	Antenna Height cm	Table Degree degree	Comment
1	*	0.0112	-77.10	30.57	-46.53	-13.00	-33.53	peak		

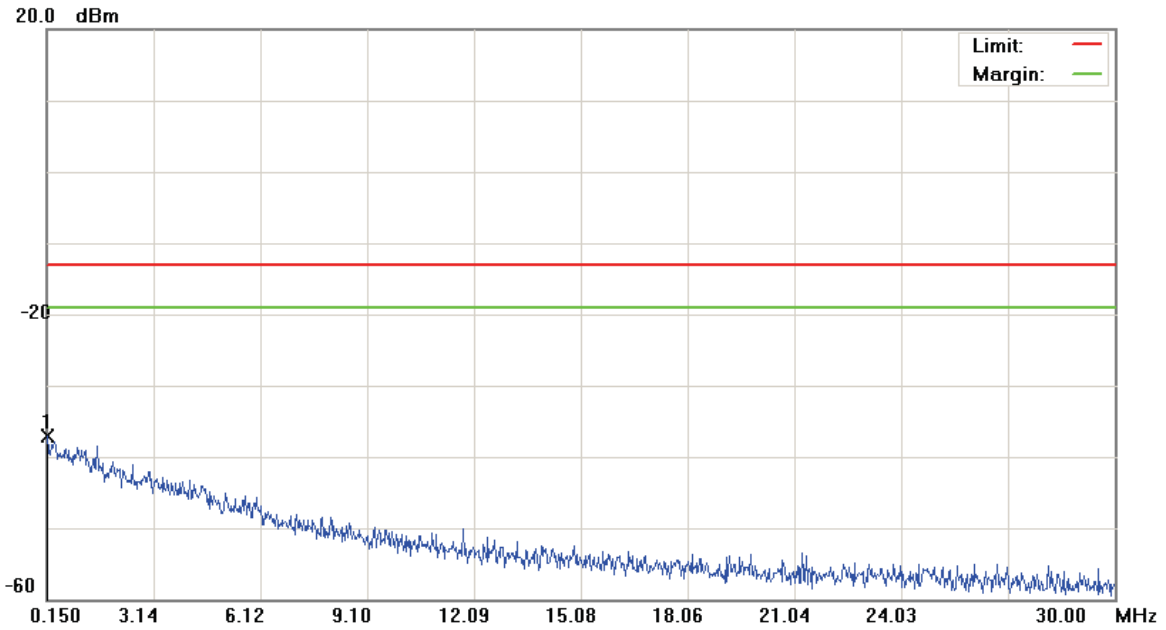
*:Maximum data x:Over limit !:over margin

File :AC791L(CH251)

Data :#2

Date: 2015/5/3

Time: 下午 04:50:36



Site: site #1	Polarization: Conducted Power	Temperature: 26 °C
Limit: FCC Part 22 conducted(9k-12.75G)	Power: DC 3.8V	Humidity: 55 %
EUT: Mobile Hot Spot	Distance:	RBW: 10 KHz VBW: 30 KHz
M/N: AC791L		
Mode: GPRS 850		
Note:		

No.	Mk.	Freq.	Reading Level	Correct Factor	Measurement	Limit	Over	Antenna Height	Table Degree	
		MHz	dBm	dB	dBm	dBm	dB	cm	degree	Comment
1	*	0.1798	-67.90	30.75	-37.15	-13.00	-24.15			peak

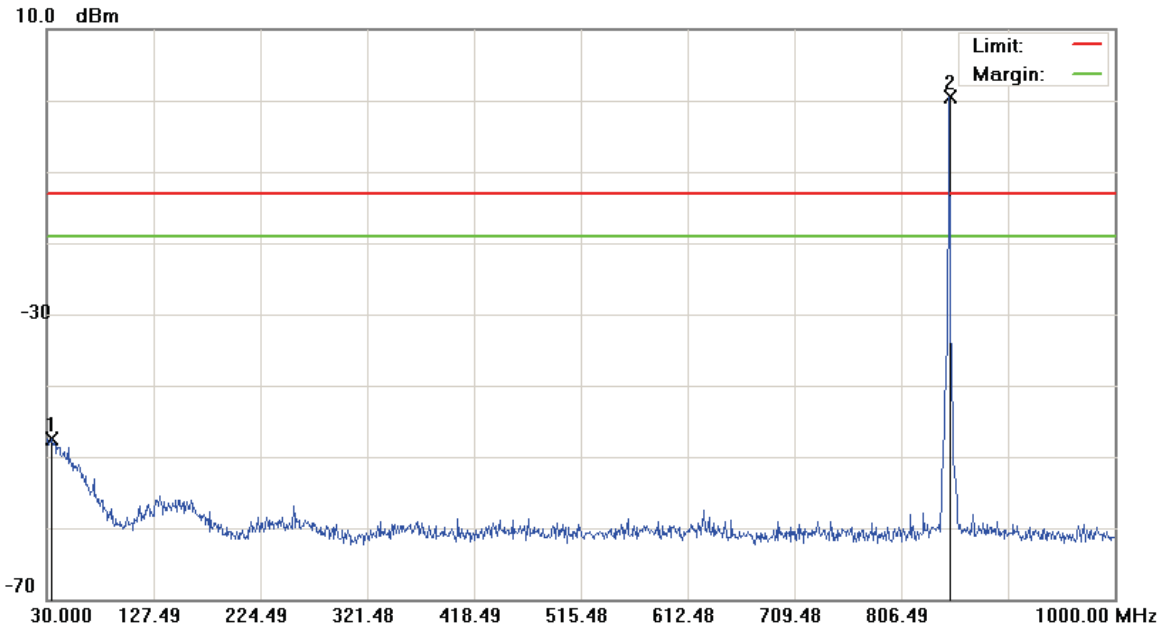
*:Maximum data x:Over limit !:over margin

File :AC791L(CH251)

Data :#3

Date: 2015/5/3

Time: 下午 04:51:00



Site: site #1

 Polarization: **Conducted Power**

Temperature: 26 °C

Limit: FCC Part 22 conducted(9k-12.75G)

Power: DC 3.8V

Humidity: 55 %

EUT: Mobile Hot Spot

Distance:

RBW: 100 KHz VBW: 300 KHz

M/N: AC791L

Mode: GPRS 850

Note:

No.	Mk.	Freq. MHz	Reading Level dBm	Correct Factor dB	Measure- ment dBm	Limit dBm	Over dB	Antenna Height cm	Table Degree degree	Comment
1		34.8500	-64.23	16.66	-47.57	-13.00	-34.57	peak		
2	*	850.1350	-3.52	3.98	0.46	-13.00	13.46	peak		Tx

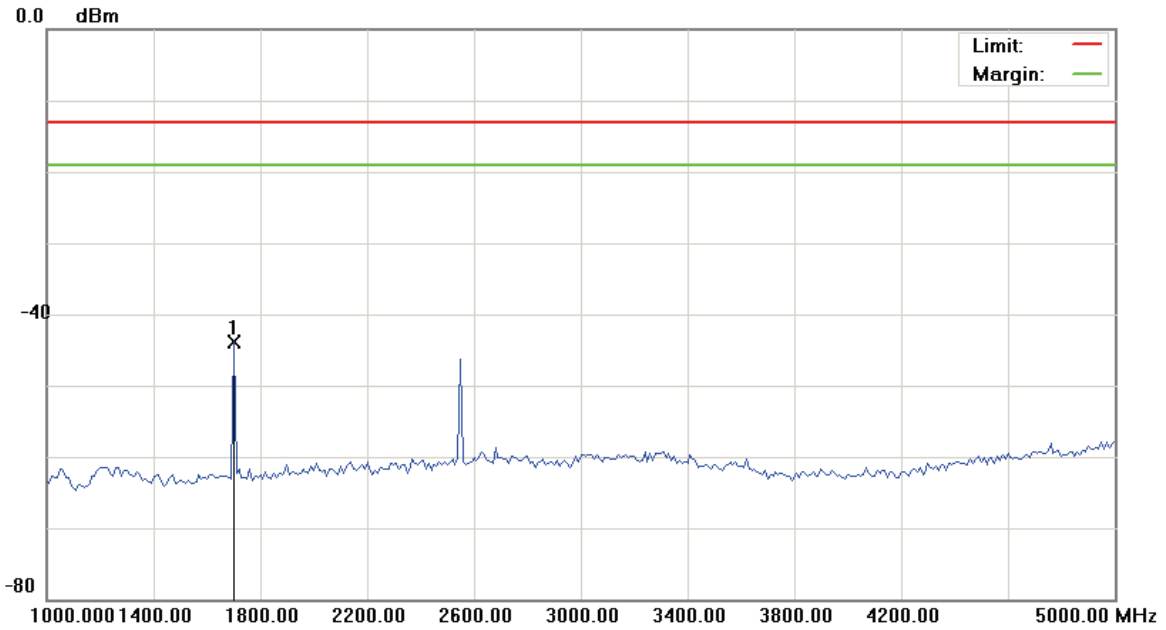
*:Maximum data x:Over limit !:over margin

File :AC791L(CH251)

Data :#4

Date: 2015/5/4

Time: 下午 05:53:17



Site: site #1	Polarization: Conducted Power	Temperature: 26 °C
Limit: FCC Part 22 conducted(9k-12.75G)	Power: DC 3.8V	Humidity: 55 %
EUT: Mobile Hot Spot	Distance:	RBW: 1000 KHz VBW: 3000 KHz
M/N: AC791L		
Mode: GPRS 850		
Note:		

No.	Mk.	Freq. MHz	Reading Level dBm	Correct Factor dB	Measure- ment dBm	Limit dBm	Over dB	Antenna Height cm	Table Degree degree	Comment
1	*	1700.000	-48.36	4.48	-43.88	-13.00	-30.88	peak		

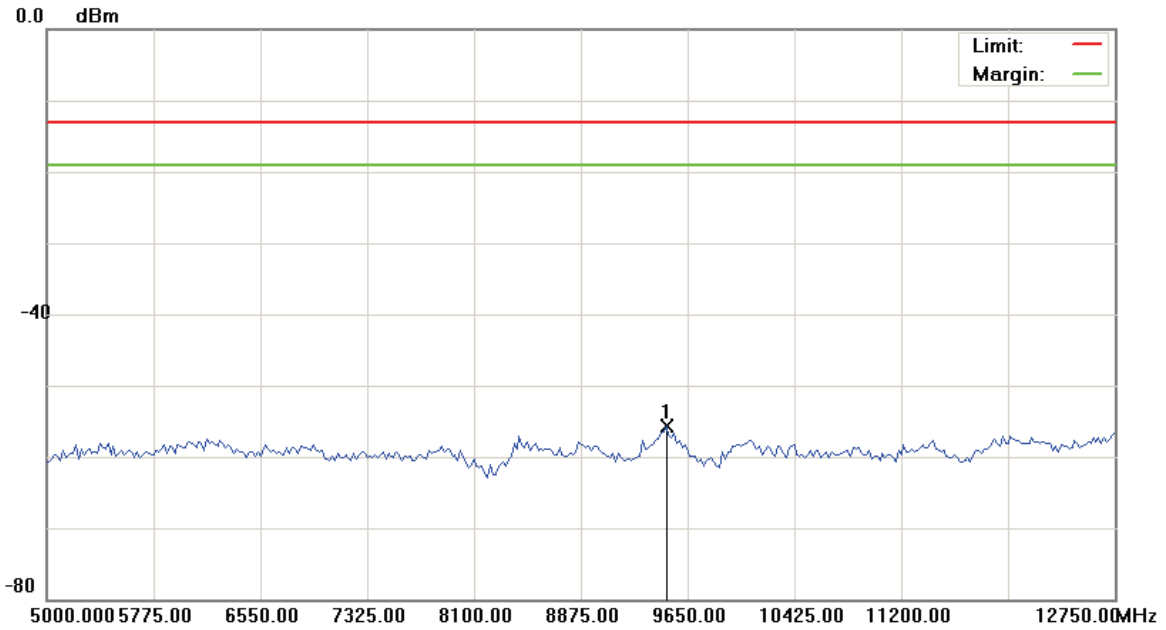
*:Maximum data x:Over limit !:over margin

File :AC791L(CH251)

Data :#5

Date: 2015/5/4

Time: 下午 05:53:36



Site: site #1	Polarization: Conducted Power	Temperature: 26 °C
Limit: FCC Part 22 conducted(9k-12.75G)	Power: DC 3.8V	Humidity: 55 %
EUT: Mobile Hot Spot	Distance:	RBW: 1000 KHz VBW: 3000 KHz
M/N: AC791L		
Mode: GPRS 850		
Note:		

No.	Mk.	Freq. MHz	Reading Level dBm	Correct Factor dB	Measure- ment dBm	Limit dBm	Over dB	Antenna Height cm	Table Degree degree	Comment
1	*	9495.000	-60.97	5.22	-55.75	-13.00	-42.75			peak

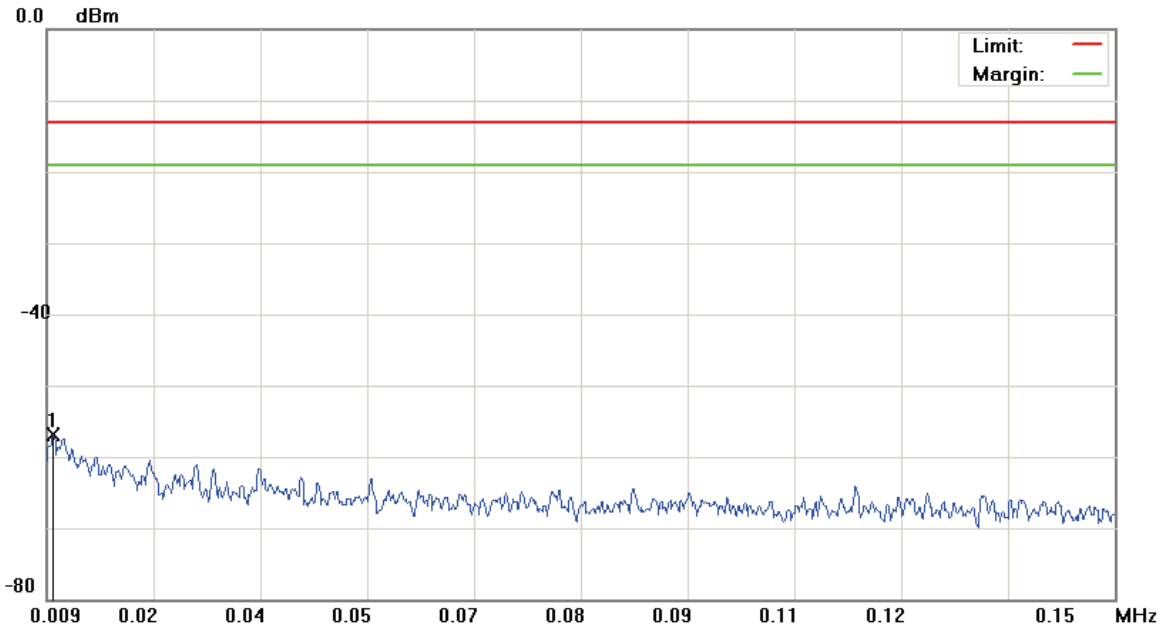
*:Maximum data x:Over limit !:over margin

File :AC791L(CH512)

Data :#1

Date: 2015/5/3

Time: 下午 04:26:23



Site: site #1	Polarization: Conducted Power	Temperature: 26 °C
Limit: FCC Part 24 conducted(9k-26.5G)	Power: DC 3.8V	Humidity: 55 %
EUT: Mobile Hot Spot	Distance:	RBW: 1 KHz VBW: 3 KHz
M/N: AC791L		
Mode: GPRS 1900		
Note:		

No.	Mk.	Freq. MHz	Reading Level dBm	Correct Factor dB	Measure- ment dBm	Limit dBm	Over dB	Antenna Height cm	Table Degree degree	Comment
1	*	0.0098	-68.32	11.33	-56.99	-13.00	-43.99	peak		

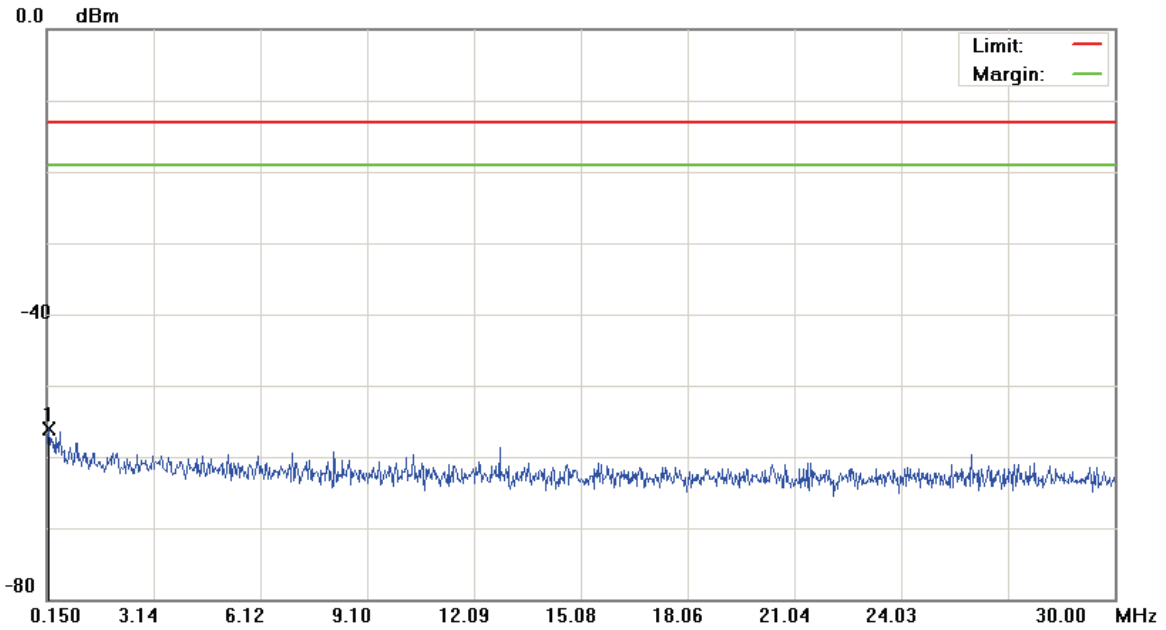
*:Maximum data x:Over limit !:over margin

File :AC791L(CH512)

Data :#2

Date: 2015/5/3

Time: 下午 04:26:48



Site: site #1	Polarization: Conducted Power	Temperature: 26 °C
Limit: FCC Part 24 conducted(9k-26.5G)	Power: DC 3.8V	Humidity: 55 %
EUT: Mobile Hot Spot	Distance:	RBW: 10 KHz VBW: 30 KHz
M/N: AC791L		
Mode: GPRS 1900		
Note:		

No.	Mk.	Freq. MHz	Reading Level dBm	Correct Factor dB	Measure- ment dBm	Limit dBm	Over dB	Antenna Height cm	Table Degree degree	Comment
1	*	0.2097	-68.48	12.44	-56.04	-13.00	-43.04	peak		

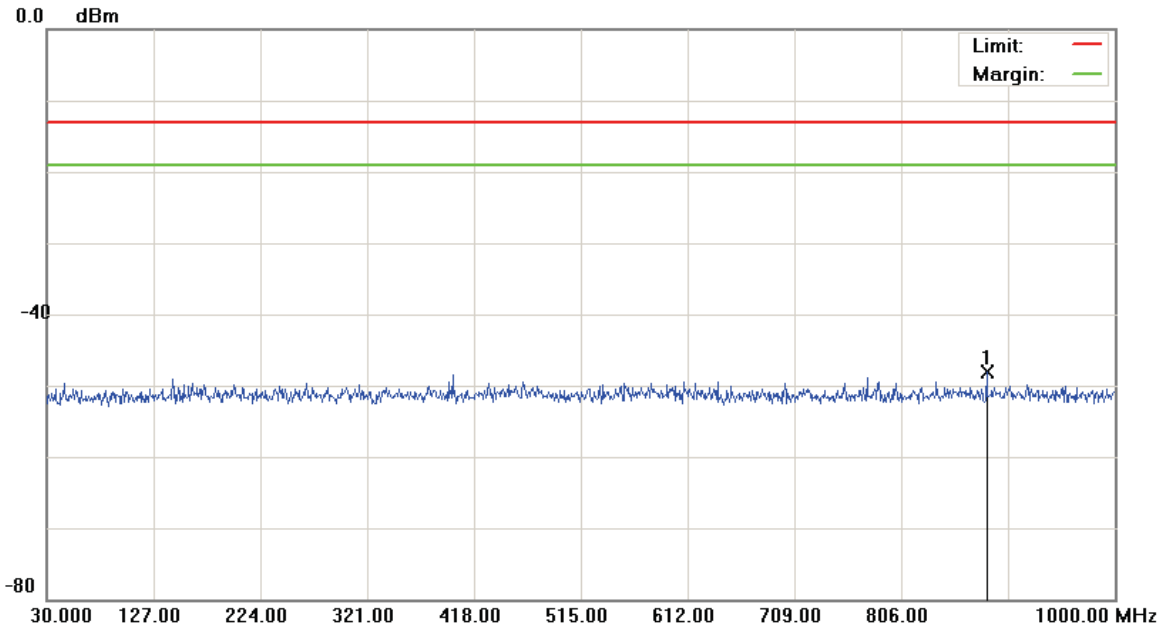
*:Maximum data x:Over limit !:over margin

File :AC791L(CH512)

Data :#3

Date: 2015/5/3

Time: 下午 04:27:12



Site: site #1

 Polarization: **Conducted Power**

Temperature: 26 °C

Limit: FCC Part 24 conducted(9k-26.5G)

Power: DC 3.8V

Humidity: 55 %

EUT: Mobile Hot Spot

Distance:

RBW: 100 KHz VBW: 300 KHz

M/N: AC791L

Mode: GPRS 1900

Note:

No.	Mk.	Freq.	Reading Level	Correct Factor	Measurement	Limit	Over	Antenna Height	Table Degree	
		MHz	dBm	dB	dBm	dBm	dB	cm	degree	Comment
1	*	883.6000	-61.32	13.20	-48.12	-13.00	-35.12			peak

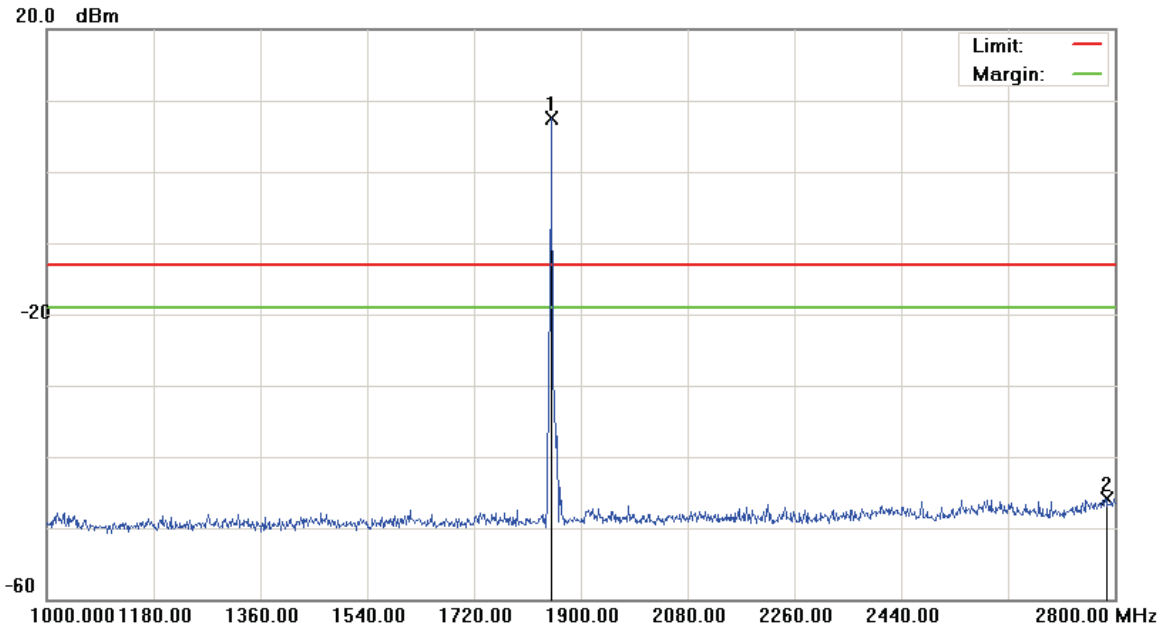
*:Maximum data x:Over limit !:over margin

File :AC791L(CH512)

Data :#4

Date: 2015/5/3

Time: 下午 04:32:33



Site: site #1	Polarization: Conducted Power	Temperature: 26 °C
Limit: FCC Part 24 conducted(9k-26.5G)	Power: DC 3.8V	Humidity: 55 %
EUT: Mobile Hot Spot	Distance:	RBW: 1000 KHz VBW: 3000 KHz
M/N: AC791L		
Mode: GPRS 1900		
Note:		

No.	Mk.	Freq. MHz	Reading Level dBm	Correct Factor dB	Measure- ment dBm	Limit dBm	Over dB	Detector	Antenna Height cm	Table Degree degree	Comment
1	*	1851.400	3.17	4.26	7.43	-13.00	20.43	peak			Tx
2		2784.700	-51.70	5.89	-45.81	-13.00	-32.81	peak			

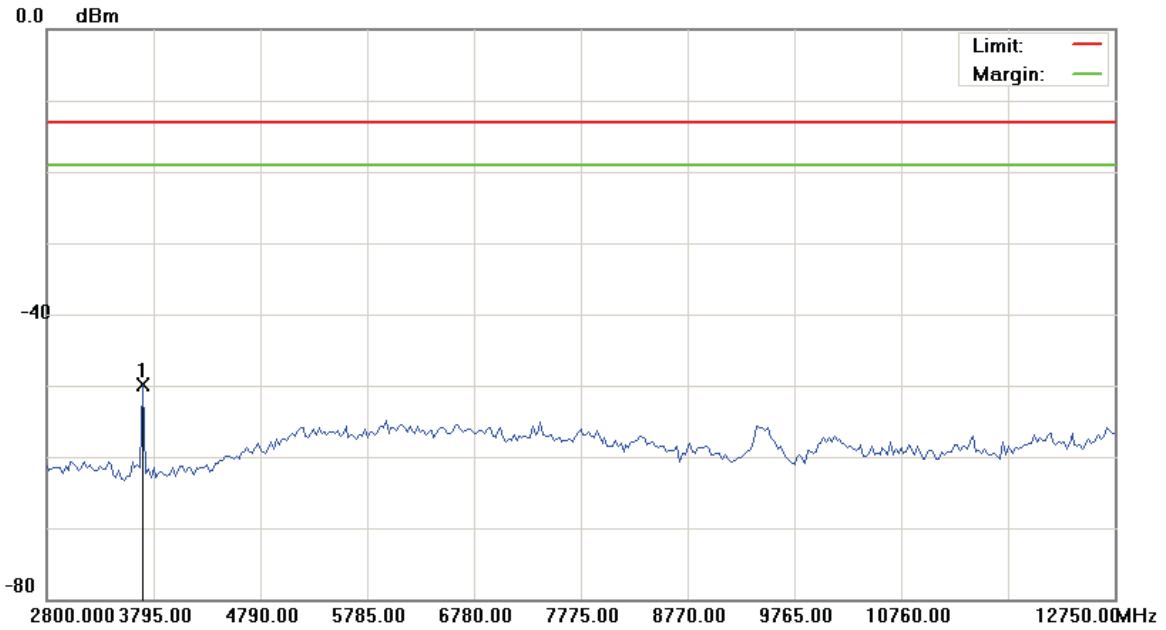
*:Maximum data x:Over limit !:over margin

File :AC791L(CH512)

Data :#5

Date: 2015/5/4

Time: 下午 05:40:02



Site: site #1	Polarization: Conducted Power	Temperature: 26 °C
Limit: FCC Part 24 conducted(9k-26.5G)	Power: DC 3.8V	Humidity: 55 %
EUT: Mobile Hot Spot	Distance:	RBW: 1000 KHz VBW: 3000 KHz
M/N: AC791L		
Mode: GPRS 1900		
Note:		

No.	Mk.	Freq. MHz	Reading Level dBm	Correct Factor dB	Measure- ment dBm	Limit dBm	Over dB	Antenna Height cm	Table Degree degree	Comment
1	*	3695.500	-54.74	4.87	-49.87	-13.00	-36.87			peak

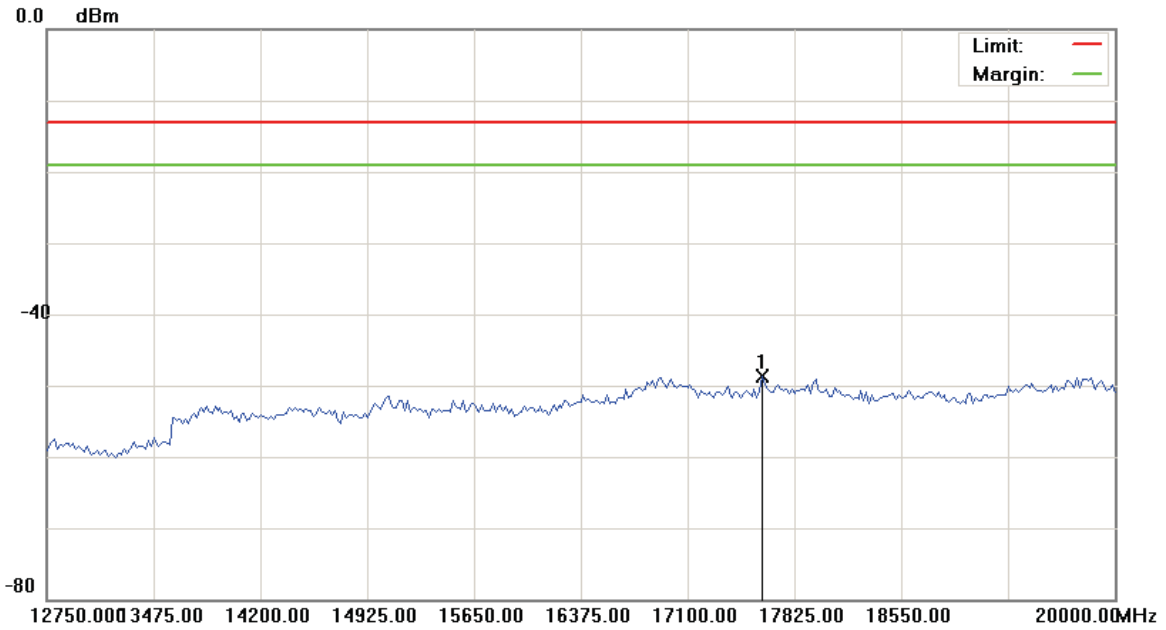
*:Maximum data x:Over limit !:over margin

File :AC791L(CH512)

Data :#6

Date: 2015/5/4

Time: 下午 05:40:21



Site: site #1	Polarization: Conducted Power	Temperature: 26 °C
Limit: FCC Part 24 conducted(9k-26.5G)	Power: DC 3.8V	Humidity: 55 %
EUT: Mobile Hot Spot	Distance:	RBW: 1000 KHz VBW: 3000 KHz
M/N: AC791L		
Mode: GPRS 1900		
Note:		

No.	Mk.	Freq. MHz	Reading Level dBm	Correct Factor dB	Measure- ment dBm	Limit dBm	Over dB	Antenna Height cm	Table Degree degree	Comment
1	*	17607.500	-55.50	6.76	-48.74	-13.00	-35.74	peak		

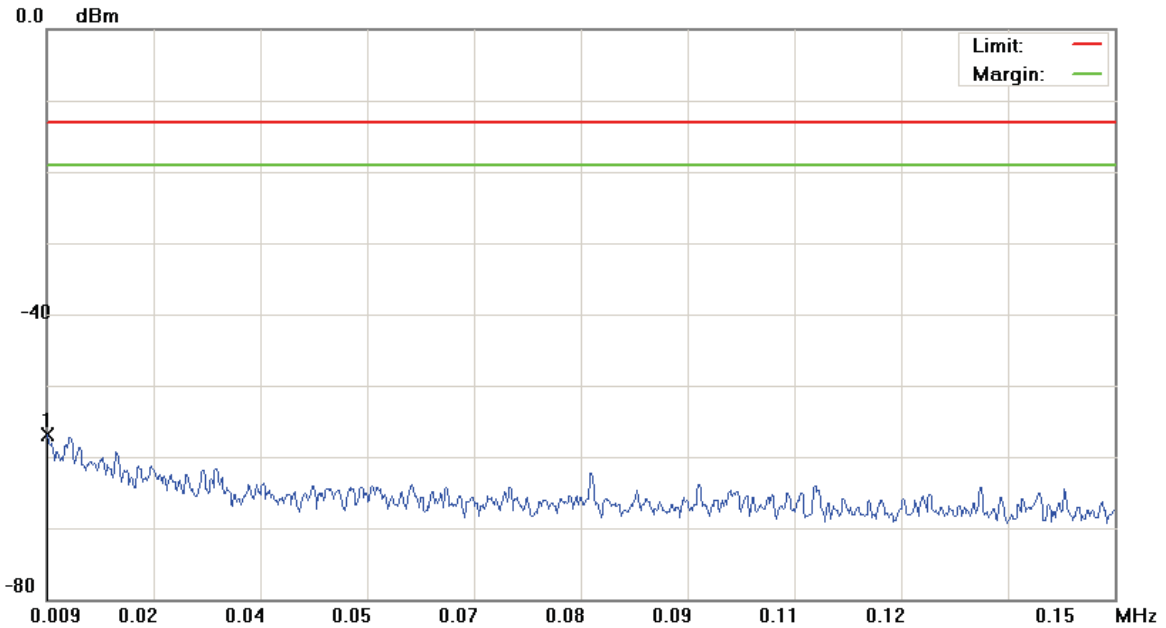
*:Maximum data x:Over limit !:over margin

File :AC791L(CH661)

Data :#1

Date: 2015/5/3

Time: 下午 04:28:31



Site: site #1	Polarization: Conducted Power	Temperature: 26 °C
Limit: FCC Part 24 conducted(9k-26.5G)	Power: DC 3.8V	Humidity: 55 %
EUT: Mobile Hot Spot	Distance:	RBW: 1 KHz VBW: 3 KHz
M/N: AC791L		
Mode: GPRS 1900		
Note:		

No.	Mk.	Freq.	Reading Level	Correct Factor	Measurement	Limit	Over	Antenna Height	Table Degree	
		MHz	dBm	dB	dBm	dBm	dB	cm	degree	Comment
1	*	0.0091	-68.22	11.32	-56.90	-13.00	-43.90			peak

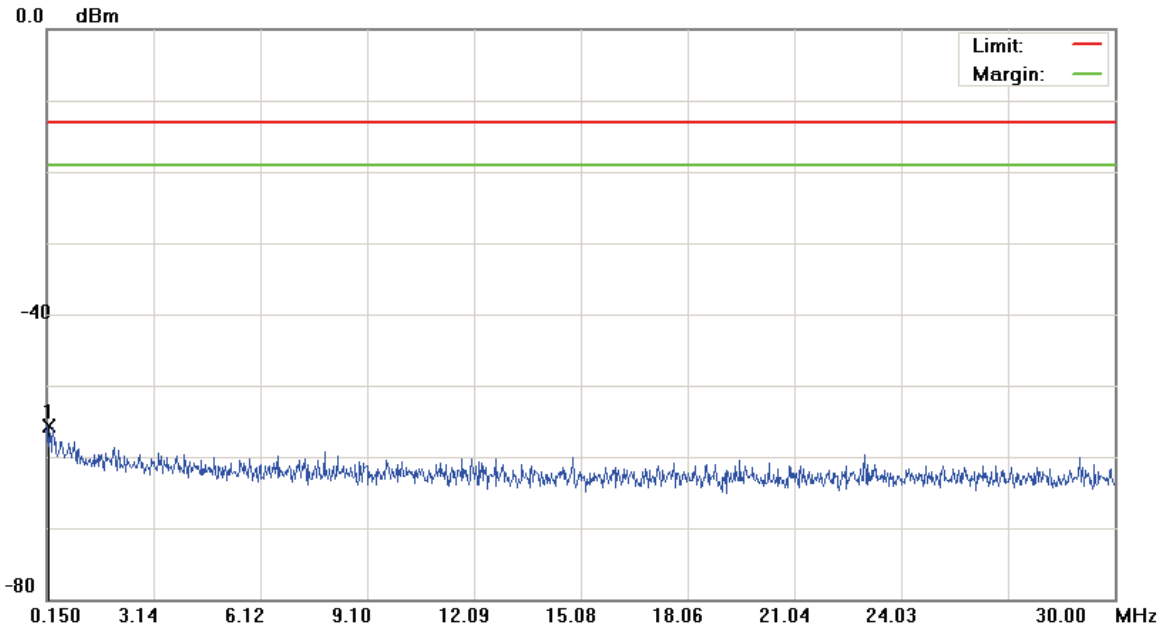
*:Maximum data x:Over limit !:over margin

File :AC791L(CH661)

Data :#2

Date: 2015/5/3

Time: 下午 04:28:55



Site: site #1	Polarization: Conducted Power	Temperature: 26 °C
Limit: FCC Part 24 conducted(9k-26.5G)	Power: DC 3.8V	Humidity: 55 %
EUT: Mobile Hot Spot	Distance:	RBW: 10 KHz VBW: 30 KHz
M/N: AC791L		
Mode: GPRS 1900		
Note:		

No.	Mk.	Freq. MHz	Reading Level dBm	Correct Factor dB	Measure- ment dBm	Limit dBm	Over dB	Antenna Height cm	Table Degree degree	Comment
1	*	0.1948	-68.07	12.45	-55.62	-13.00	-42.62	peak		

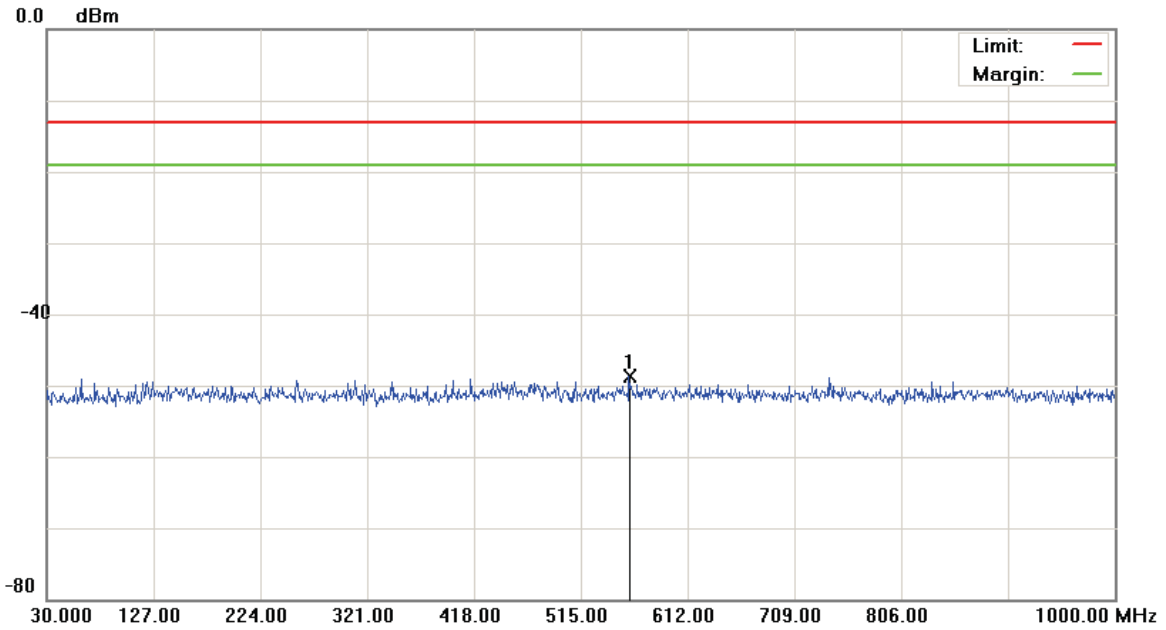
*:Maximum data x:Over limit !:over margin

File :AC791L(CH661)

Data :#3

Date: 2015/5/3

Time: 下午 04:29:19



Site: site #1	Polarization: Conducted Power	Temperature: 26 °C
Limit: FCC Part 24 conducted(9k-26.5G)	Power: DC 3.8V	Humidity: 55 %
EUT: Mobile Hot Spot	Distance:	RBW: 100 KHz VBW: 300 KHz
M/N: AC791L		
Mode: GPRS 1900		
Note:		

No.	Mk.	Freq. MHz	Reading Level dBm	Correct Factor dB	Measure- ment dBm	Limit dBm	Over dB	Antenna Height cm	Table Degree degree	Comment
1	*	559.1350	-61.89	13.13	-48.76	-13.00	-35.76	peak		

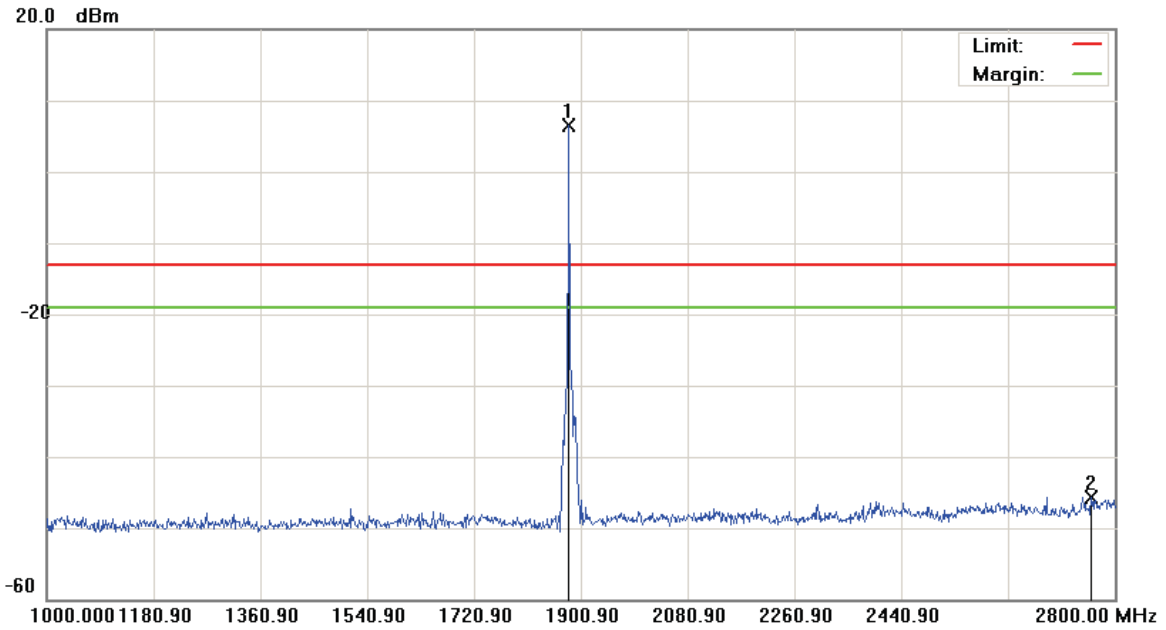
*:Maximum data x:Over limit !:over margin

File :AC791L(CH661)

Data :#4

Date: 2015/5/3

Time: 下午 04:33:49



Site: site #1	Polarization: Conducted Power	Temperature: 26 °C
Limit: FCC Part 24 conducted(9k-26.5G)	Power: DC 3.8V	Humidity: 55 %
EUT: Mobile Hot Spot	Distance:	RBW: 1000 KHz VBW: 3000 KHz
M/N: AC791L		
Mode: GPRS 1900		
Note:		

No.	Mk.	Freq. MHz	Reading Level dBm	Correct Factor dB	Measure- ment dBm	Limit dBm	Over dB	Detector	Antenna Height cm	Table Degree degree	Comment
1	*	1880.200	1.84	4.65	6.49	-13.00	19.49	peak			Tx
2		2760.400	-51.35	5.61	-45.74	-13.00	-32.74	peak			

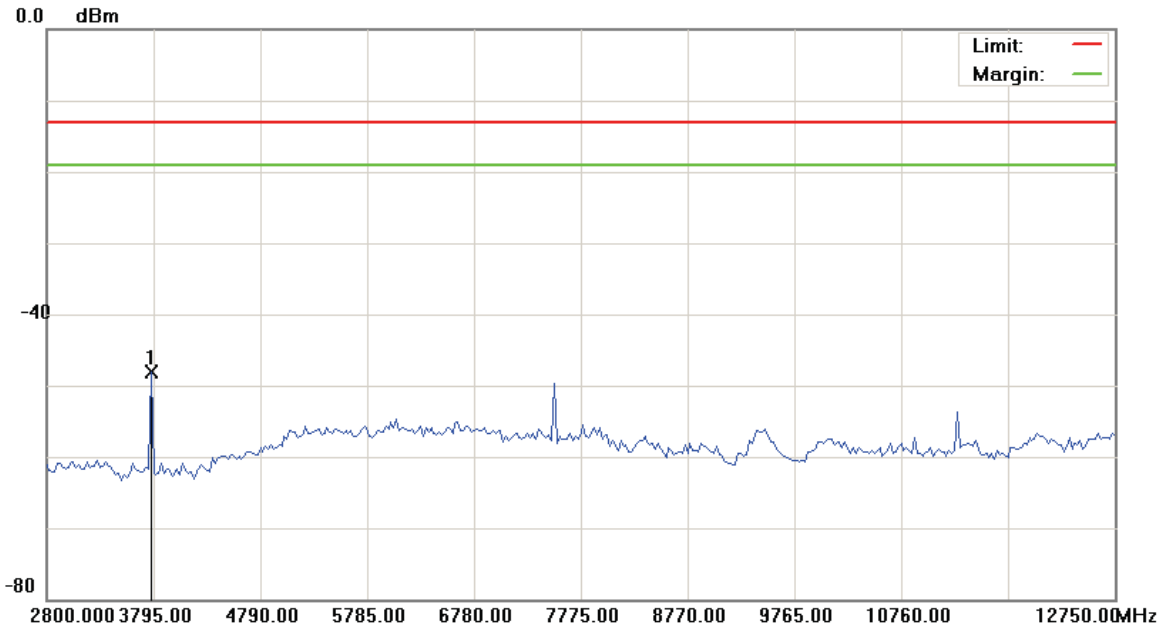
*:Maximum data x:Over limit !:over margin

File :AC791L(CH661)

Data :#5

Date: 2015/5/4

Time: 下午 05:40:56



Site: site #1	Polarization: Conducted Power	Temperature: 26 °C
Limit: FCC Part 24 conducted(9k-26.5G)	Power: DC 3.8V	Humidity: 55 %
EUT: Mobile Hot Spot	Distance:	RBW: 1000 KHz VBW: 3000 KHz
M/N: AC791L		
Mode: GPRS 1900		
Note:		

No.	Mk.	Freq. MHz	Reading Level dBm	Correct Factor dB	Measure- ment dBm	Limit dBm	Over dB	Antenna Height cm	Table Degree degree	Comment
1	*	3770.125	-53.10	4.93	-48.17	-13.00	-35.17	peak		

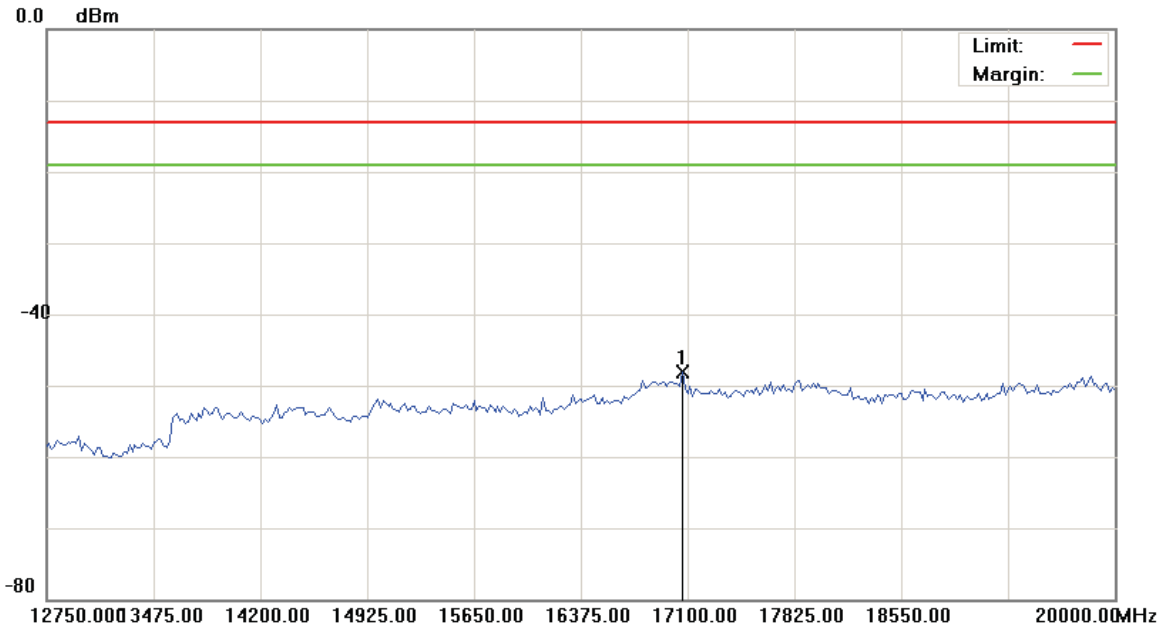
*:Maximum data x:Over limit !:over margin

File :AC791L(CH661)

Data :#6

Date: 2015/5/4

Time: 下午 05:41:15



Site: site #1	Polarization: Conducted Power	Temperature: 26 °C
Limit: FCC Part 24 conducted(9k-26.5G)	Power: DC 3.8V	Humidity: 55 %
EUT: Mobile Hot Spot	Distance:	RBW: 1000 KHz VBW: 3000 KHz
M/N: AC791L		
Mode: GPRS 1900		
Note:		

No.	Mk.	Freq. MHz	Reading Level dBm	Correct Factor dB	Measure- ment dBm	Limit dBm	Over dB	Antenna Height cm	Table Degree degree	Comment
1	*	17063.750	-54.74	6.60	-48.14	-13.00	-35.14	peak		

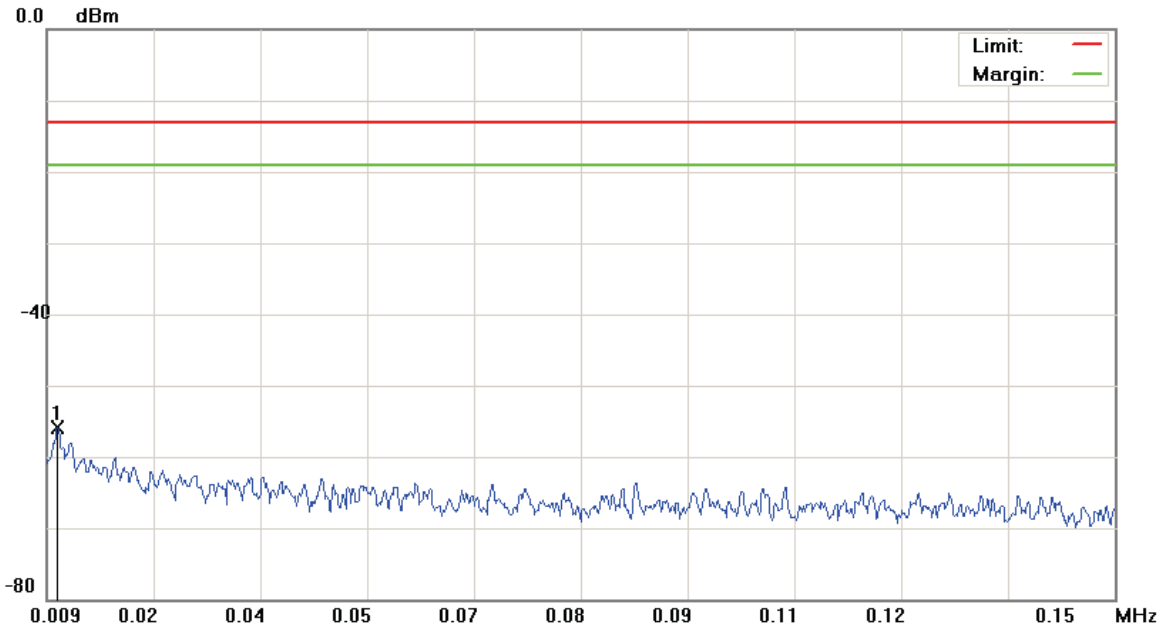
*:Maximum data x:Over limit !:over margin

File :AC791L(CH810)

Data :#1

Date: 2015/5/3

Time: 下午 04:30:12



Site: site #1	Polarization: Conducted Power	Temperature: 26 °C
Limit: FCC Part 24 conducted(9k-26.5G)	Power: DC 3.8V	Humidity: 55 %
EUT: Mobile Hot Spot	Distance:	RBW: 1 KHz VBW: 3 KHz
M/N: AC791L		
Mode: GPRS 1900		
Note:		

No.	Mk.	Freq. MHz	Reading Level dBm	Correct Factor dB	Measure- ment dBm	Limit dBm	Over dB	Antenna Height cm	Table Degree degree	Comment
1	*	0.0104	-67.25	11.34	-55.91	-13.00	-42.91	peak		

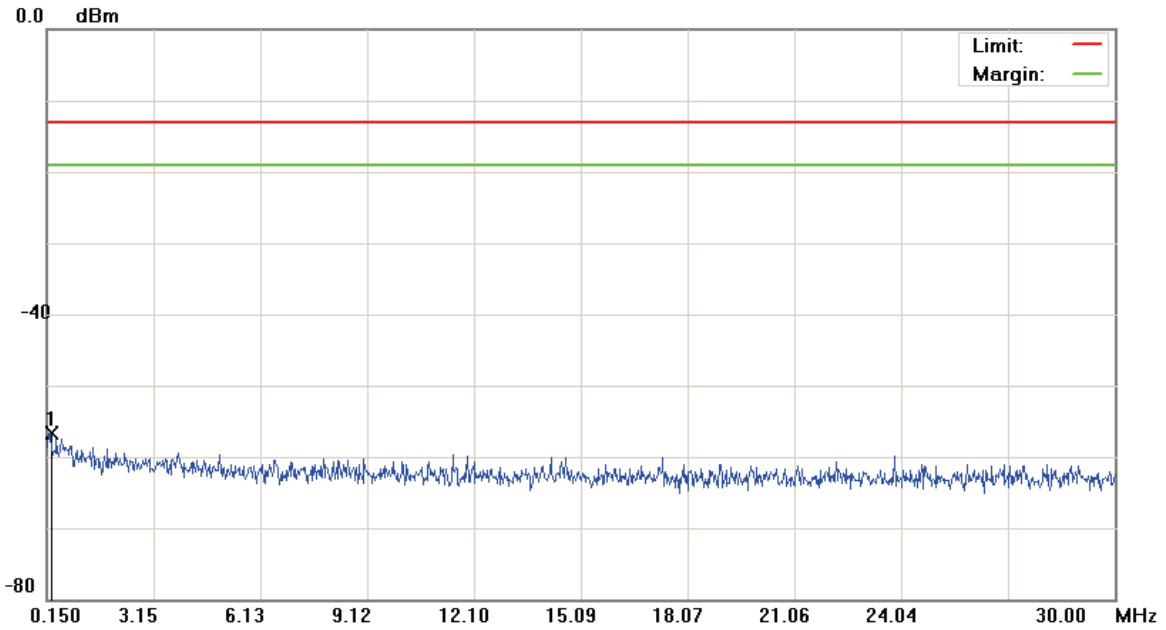
*:Maximum data x:Over limit !:over margin

File :AC791L(CH810)

Data :#2

Date: 2015/5/3

Time: 下午 04:30:36



Site: site #1	Polarization: Conducted Power	Temperature: 26 °C
Limit: FCC Part 24 conducted(9k-26.5G)	Power: DC 3.8V	Humidity: 55 %
EUT: Mobile Hot Spot	Distance:	RBW: 10 KHz VBW: 30 KHz
M/N: AC791L		
Mode: GPRS 1900		
Note:		

No.	Mk.	Freq.	Reading Level	Correct Factor	Measurement	Limit	Over	Antenna Height	Table Degree	
		MHz	dBm	dB	dBm	dBm	dB	cm	degree	Comment
1	*	0.2545	-69.14	12.53	-56.61	-13.00	-43.61			peak

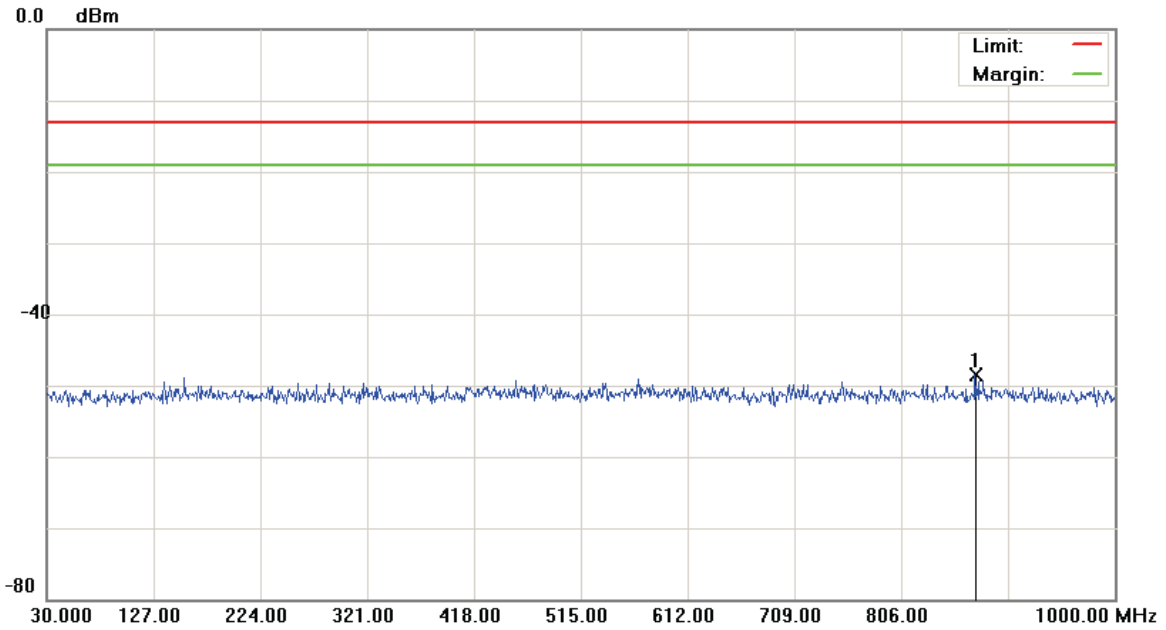
*:Maximum data x:Over limit !:over margin

File :AC791L(CH810)

Data :#3

Date: 2015/5/3

Time: 下午 04:31:00



Site: site #1	Polarization: Conducted Power	Temperature: 26 °C
Limit: FCC Part 24 conducted(9k-26.5G)	Power: DC 3.8V	Humidity: 55 %
EUT: Mobile Hot Spot	Distance:	RBW: 100 KHz VBW: 300 KHz
M/N: AC791L		
Mode: GPRS 1900		
Note:		

No.	Mk.	Freq. MHz	Reading Level dBm	Correct Factor dB	Measure- ment dBm	Limit dBm	Over dB	Antenna Height cm	Table Degree degree	Comment
1	*	873.4150	-61.77	13.27	-48.50	-13.00	-35.50	peak		

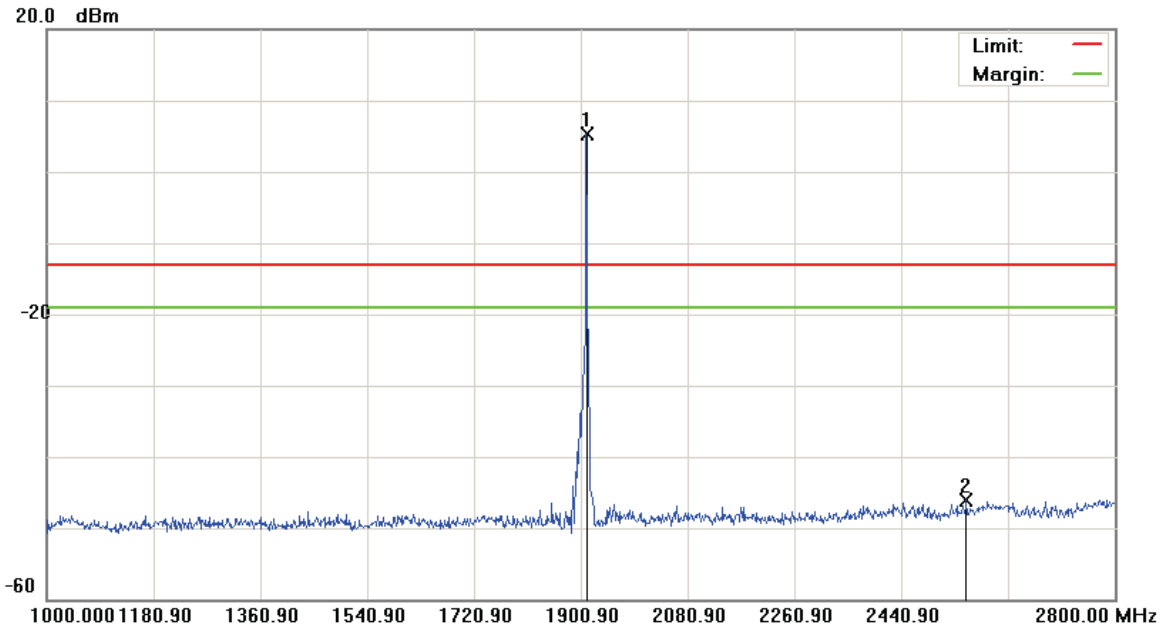
*:Maximum data x:Over limit !:over margin

File :AC791L(CH810)

Data :#4

Date: 2015/5/3

Time: 下午 04:35:19



Site: site #1	Polarization: Conducted Power	Temperature: 26 °C
Limit: FCC Part 24 conducted(9k-26.5G)	Power: DC 3.8V	Humidity: 55 %
EUT: Mobile Hot Spot	Distance:	RBW: 1000 KHz VBW: 3000 KHz
M/N: AC791L		
Mode: GPRS 1900		
Note:		

No.	Mk.	Freq. MHz	Reading Level dBm	Correct Factor dB	Measure- ment dBm	Limit dBm	Over dB	Antenna Height cm	Table Degree degree	Comment
1	*	1909.900	-0.37	5.71	5.34	-13.00	18.34	peak		Tx
2		2549.800	-51.21	5.17	-46.04	-13.00	-33.04	peak		

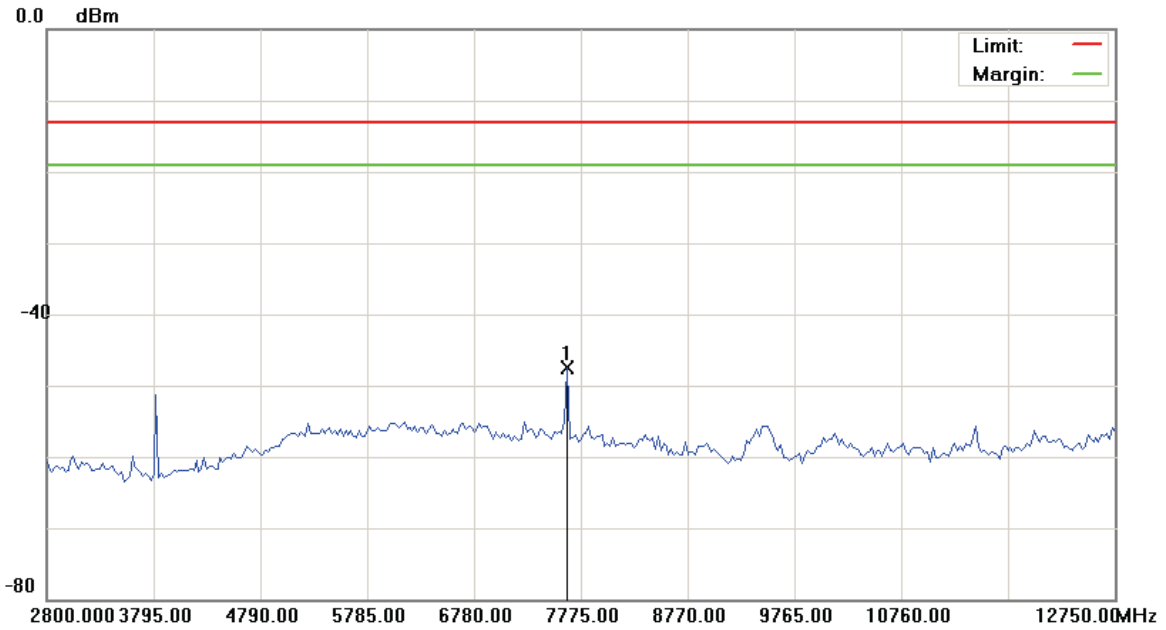
*:Maximum data x:Over limit !:over margin

File :AC791L(CH810)

Data :#5

Date: 2015/5/4

Time: 下午 05:41:45



Site: site #1	Polarization: Conducted Power	Temperature: 26 °C
Limit: FCC Part 24 conducted(9k-26.5G)	Power: DC 3.8V	Humidity: 55 %
EUT: Mobile Hot Spot	Distance:	RBW: 1000 KHz VBW: 3000 KHz
M/N: AC791L		
Mode: GPRS 1900		
Note:		

No.	Mk.	Freq. MHz	Reading Level dBm	Correct Factor dB	Measure- ment dBm	Limit dBm	Over dB	Antenna Height cm	Table Degree degree	Detector	Comment
1	*	7650.625	-52.52	5.10	-47.42	-13.00	-34.42			peak	

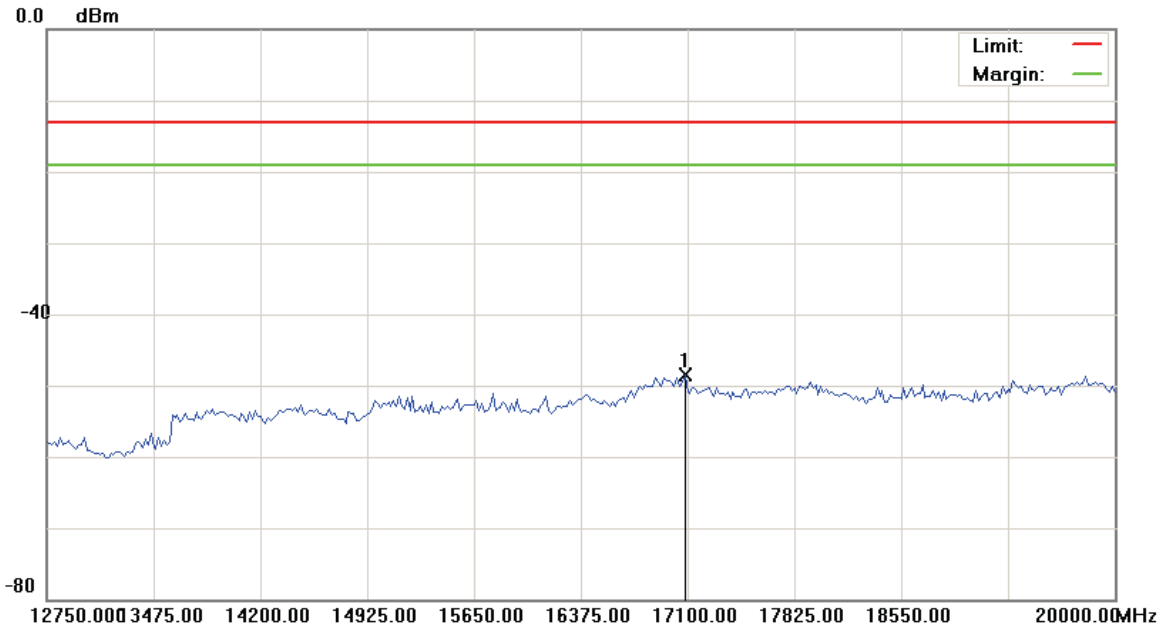
*:Maximum data x:Over limit !:over margin

File :AC791L(CH810)

Data :#6

Date: 2015/5/4

Time: 下午 05:42:04



Site: site #1	Polarization: Conducted Power	Temperature: 26 °C
Limit: FCC Part 24 conducted(9k-26.5G)	Power: DC 3.8V	Humidity: 55 %
EUT: Mobile Hot Spot	Distance:	RBW: 1000 KHz VBW: 3000 KHz
M/N: AC791L		
Mode: GPRS 1900		
Note:		

No.	Mk.	Freq. MHz	Reading Level dBm	Correct Factor dB	Measure- ment dBm	Limit dBm	Over dB	Antenna Height cm	Table Degree degree	Comment
1	*	17081.875	-55.16	6.61	-48.55	-13.00	-35.55	peak		

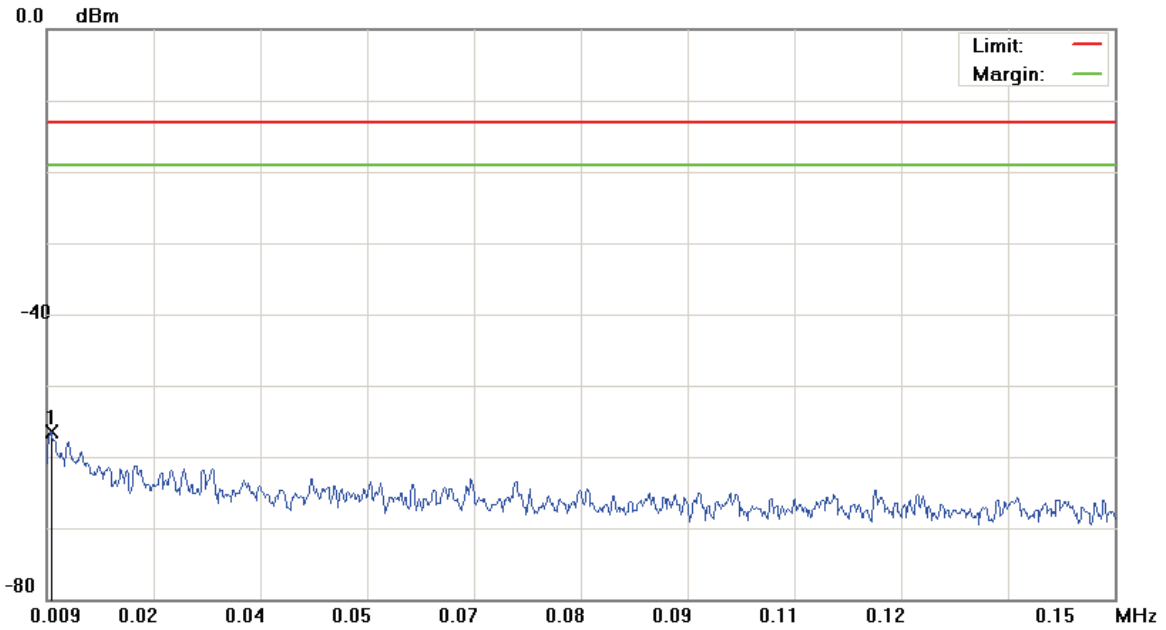
*:Maximum data x:Over limit !:over margin

File :AC791L(CH9262)

Data :#1

Date: 2015/5/4

Time: 下午 03:32:42



Site: site #1	Polarization: Conducted Power	Temperature: 26 °C
Limit: FCC Part 24 conducted(9k-26.5G)	Power: DC 3.8V	Humidity: 55 %
EUT: Mobile Hot Spot	Distance:	RBW: 1 KHz VBW: 3 KHz
M/N: AC791L		
Mode: WCDMA Band II		
Note:		

No.	Mk.	Freq.	Reading Level	Correct Factor	Measurement	Limit	Over	Antenna Height	Table Degree	
		MHz	dBm	dB	dBm	dBm	dB	cm	degree	Comment
1	*	0.0096	-67.89	11.33	-56.56	-13.00	-43.56			peak

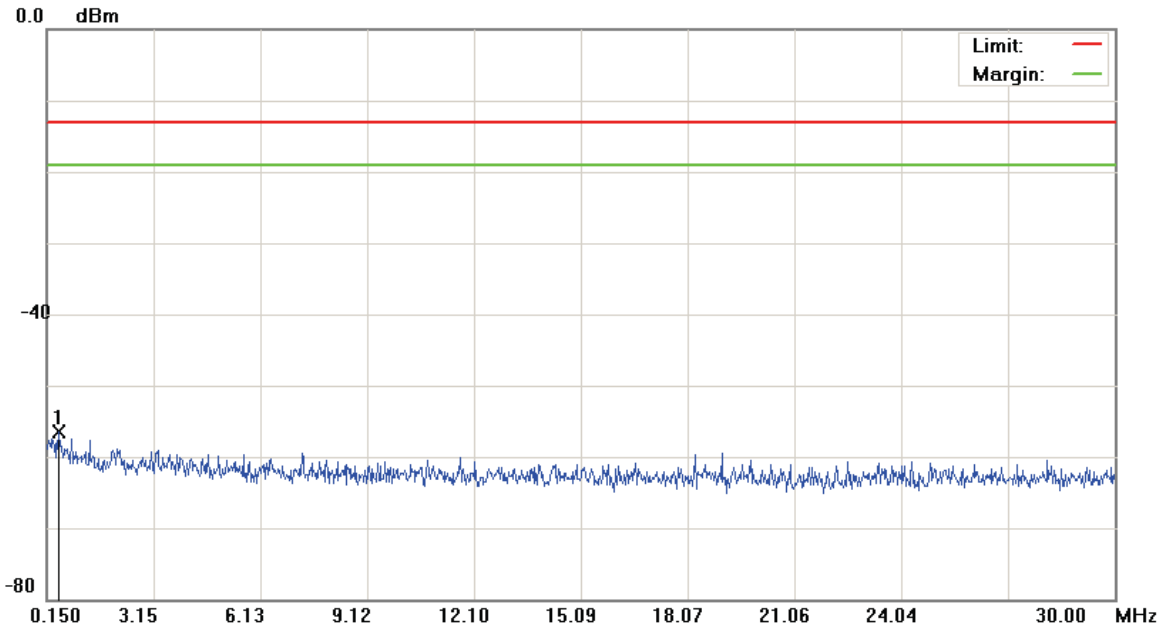
*:Maximum data x:Over limit !:over margin

File :AC791L(CH9262)

Data :#2

Date: 2015/5/4

Time: 下午 03:33:06



Site: site #1	Polarization: Conducted Power	Temperature: 26 °C
Limit: FCC Part 24 conducted(9k-26.5G)	Power: DC 3.8V	Humidity: 55 %
EUT: Mobile Hot Spot	Distance:	RBW: 10 KHz VBW: 30 KHz
M/N: AC791L		
Mode: WCDMA Band II		
Note:		

No.	Mk.	Freq. MHz	Reading Level dBm	Correct Factor dB	Measure- ment dBm	Limit dBm	Over dB	Antenna Height cm	Table Degree degree	Comment
1	*	0.4784	-69.36	12.81	-56.55	-13.00	-43.55	peak		

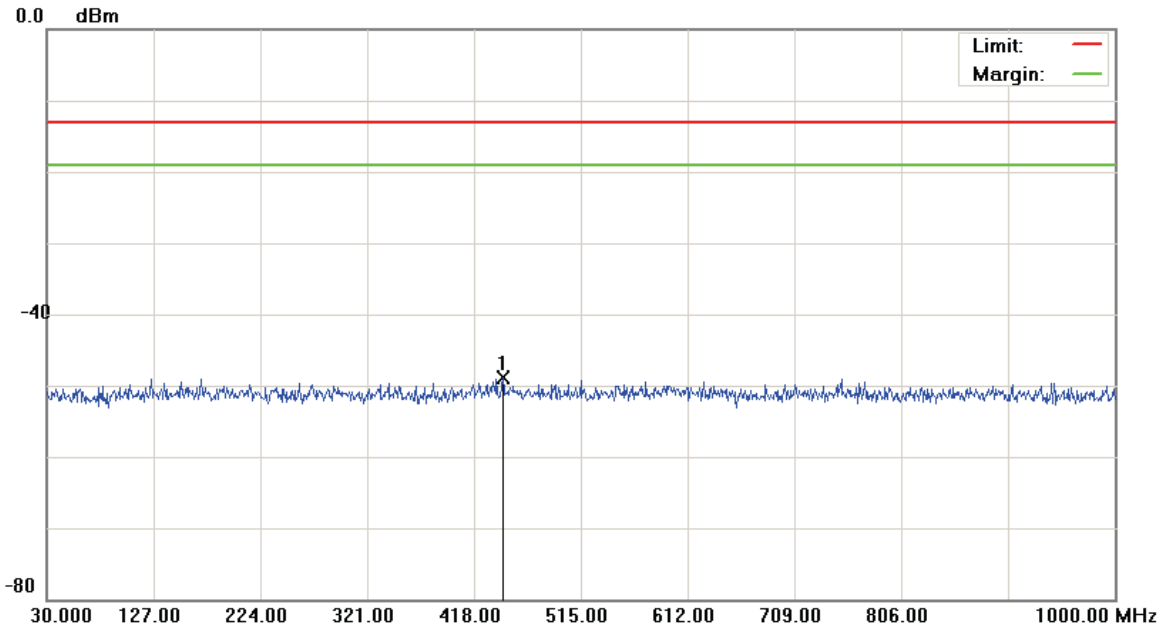
*:Maximum data x:Over limit !:over margin

File :AC791L(CH9262)

Data :#3

Date: 2015/5/4

Time: 下午 03:33:30



Site: site #1

 Polarization: **Conducted Power**

Temperature: 26 °C

Limit: FCC Part 24 conducted(9k-26.5G)

Power: DC 3.8V

Humidity: 55 %

EUT: Mobile Hot Spot

Distance:

RBW: 100 KHz VBW: 300 KHz

M/N: AC791L

Mode: WCDMA Band II

Note:

No.	Mk.	Freq. MHz	Reading Level dBm	Correct Factor dB	Measure- ment dBm	Limit dBm	Over dB	Antenna Height cm	Table Degree degree	Comment
1	*	444.1900	-62.05	13.22	-48.83	-13.00	-35.83	peak		

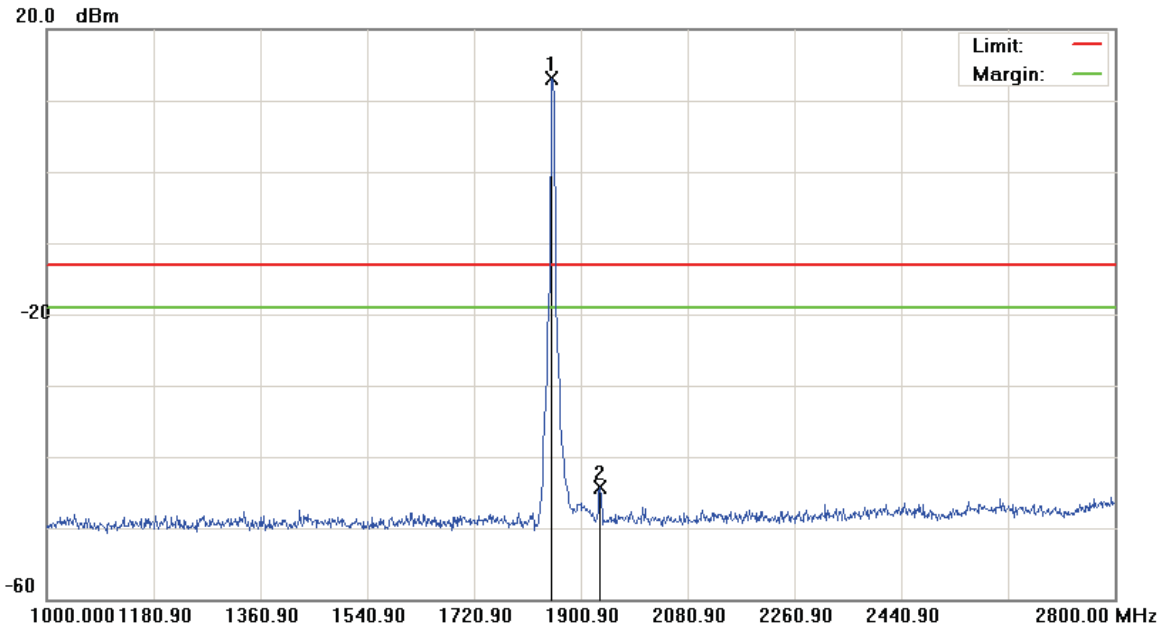
*:Maximum data x:Over limit !:over margin

File :AC791L(CH9262)

Data :#4

Date: 2015/5/4

Time: 下午 03:38:54



Site: site #1	Polarization: Conducted Power	Temperature: 26 °C
Limit: FCC Part 24 conducted(9k-26.5G)	Power: DC 3.8V	Humidity: 55 %
EUT: Mobile Hot Spot	Distance:	RBW: 1000 KHz VBW: 3000 KHz
M/N: AC791L		
Mode: WCDMA Band II		
Note:		

No.	Mk.	Freq. MHz	Reading Level dBm	Correct Factor dB	Measure- ment dBm	Limit dBm	Over dB	Detector	Antenna Height cm	Table Degree degree	Comment
1	*	1851.400	8.85	4.26	13.11	-13.00	26.11	peak			Tx
2		1932.400	-48.95	4.67	-44.28	-13.00	-31.28	peak			

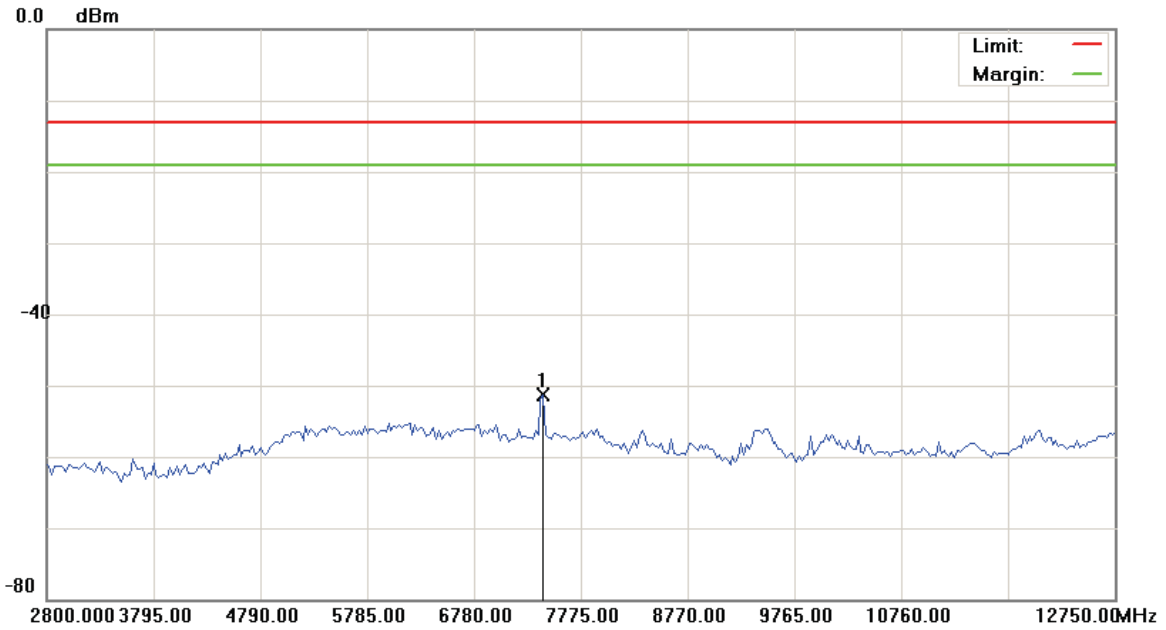
*:Maximum data x:Over limit !:over margin

File :AC791L(CH9262)

Data :#5

Date: 2015/5/4

Time: 下午 05:35:11



Site: site #1	Polarization: Conducted Power	Temperature: 26 °C
Limit: FCC Part 24 conducted(9k-26.5G)	Power: DC 3.8V	Humidity: 55 %
EUT: Mobile Hot Spot	Distance:	RBW: 1000 KHz VBW: 3000 KHz
M/N: AC791L		
Mode: WCDMA Band II		
Note:		

No.	Mk.	Freq. MHz	Reading Level dBm	Correct Factor dB	Measure- ment dBm	Limit dBm	Over dB	Antenna Height cm	Table Degree degree	Comment
1	*	7426.750	-56.47	5.15	-51.32	-13.00	-38.32	peak		

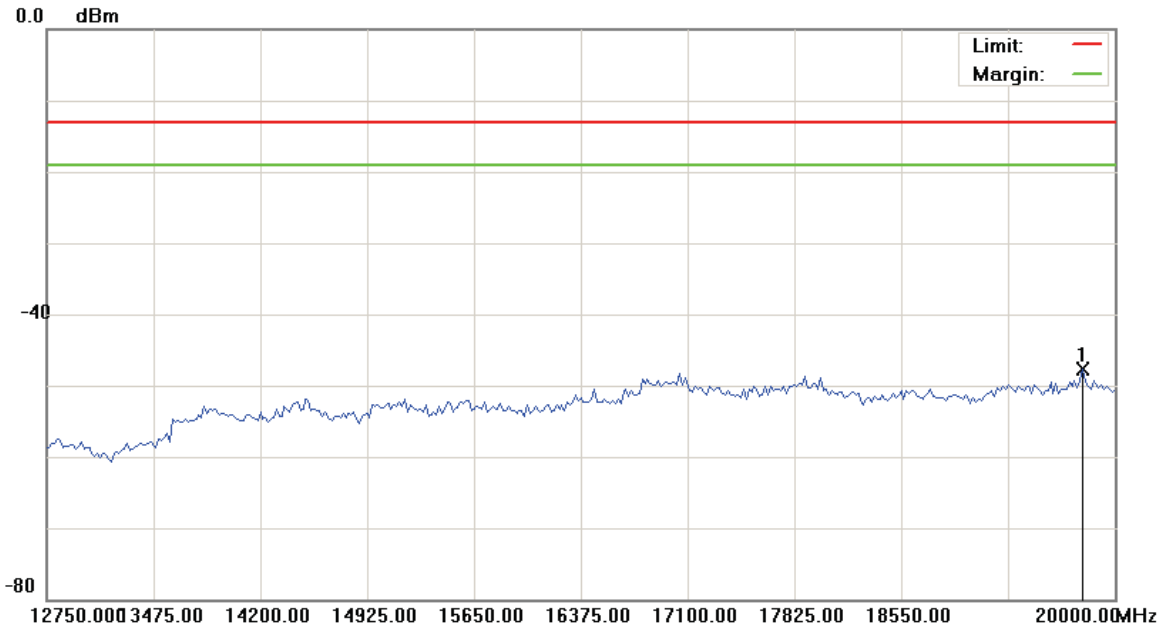
*:Maximum data x:Over limit !:over margin

File :AC791L(CH9262)

Data :#6

Date: 2015/5/4

Time: 下午 05:35:29



Site: site #1	Polarization: Conducted Power	Temperature: 26 °C
Limit: FCC Part 24 conducted(9k-26.5G)	Power: DC 3.8V	Humidity: 55 %
EUT: Mobile Hot Spot	Distance:	RBW: 1000 KHz VBW: 3000 KHz
M/N: AC791L		
Mode: WCDMA Band II		
Note:		

No.	Mk.	Freq. MHz	Reading Level dBm	Correct Factor dB	Measure- ment dBm	Limit dBm	Over dB	Antenna Height cm	Table Degree degree	Comment
1	*	19782.500	-55.16	7.38	-47.78	-13.00	-34.78	peak		

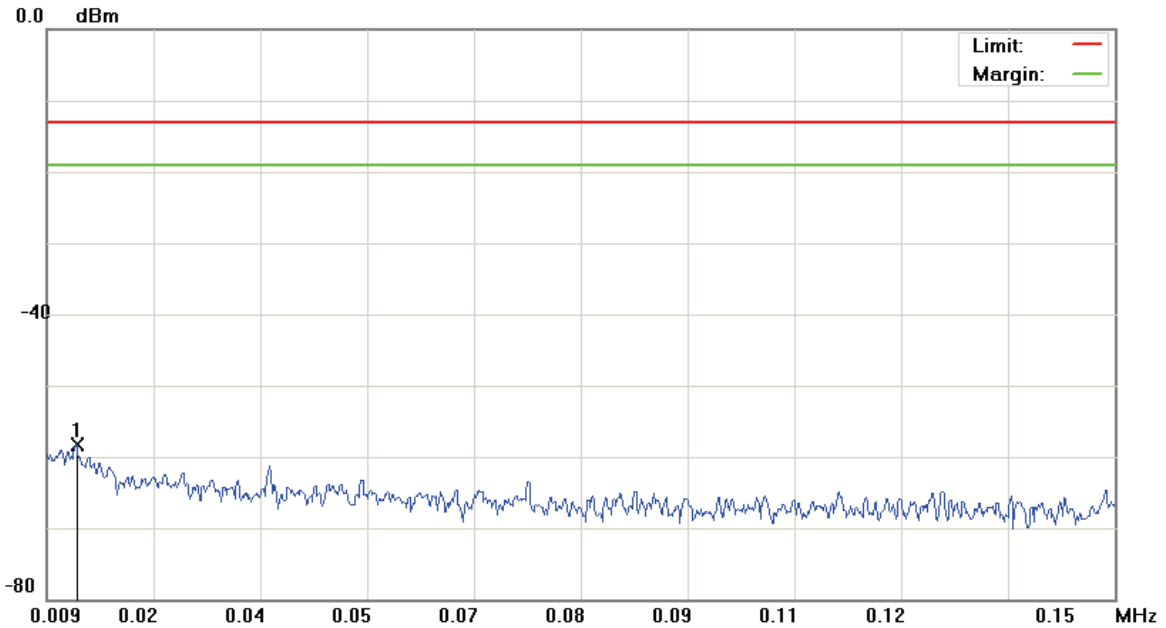
*:Maximum data x:Over limit !:over margin

File :AC791L(CH9400)

Data :#1

Date: 2015/5/4

Time: 下午 03:34:14



Site: site #1	Polarization: Conducted Power	Temperature: 26 °C
Limit: FCC Part 24 conducted(9k-26.5G)	Power: DC 3.8V	Humidity: 55 %
EUT: Mobile Hot Spot	Distance:	RBW: 1 KHz VBW: 3 KHz
M/N: AC791L		
Mode: WCDMA Band II		
Note:		

No.	Mk.	Freq.	Reading Level	Correct Factor	Measurement	Limit	Over	Antenna Height	Table Degree	
		MHz	dBm	dB	dBm	dBm	dB	cm	degree	Comment
1	*	0.0130	-69.63	11.37	-58.26	-13.00	-45.26	peak		

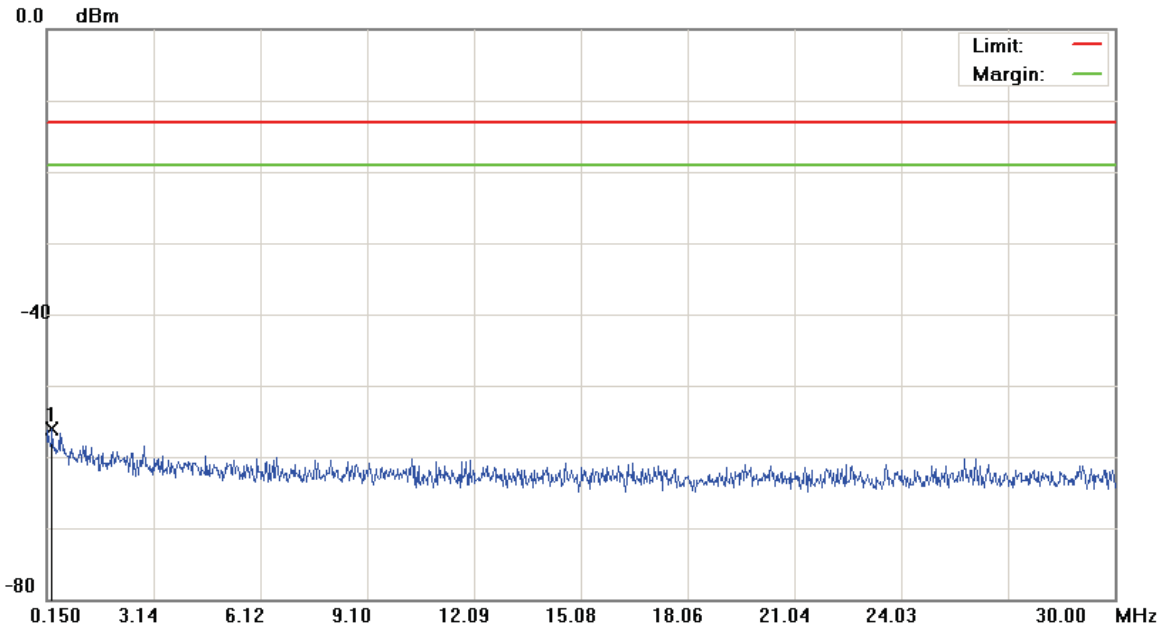
*:Maximum data x:Over limit !:over margin

File :AC791L(CH9400)

Data :#2

Date: 2015/5/4

Time: 下午 03:34:38



Site: site #1	Polarization: Conducted Power	Temperature: 26 °C
Limit: FCC Part 24 conducted(9k-26.5G)	Power: DC 3.8V	Humidity: 55 %
EUT: Mobile Hot Spot	Distance:	RBW: 10 KHz VBW: 30 KHz
M/N: AC791L		
Mode: WCDMA Band II		
Note:		

No.	Mk.	Freq. MHz	Reading Level dBm	Correct Factor dB	Measure- ment dBm	Limit dBm	Over dB	Antenna Height cm	Table Degree degree	Comment
1	*	0.2993	-68.67	12.62	-56.05	-13.00	-43.05	peak		

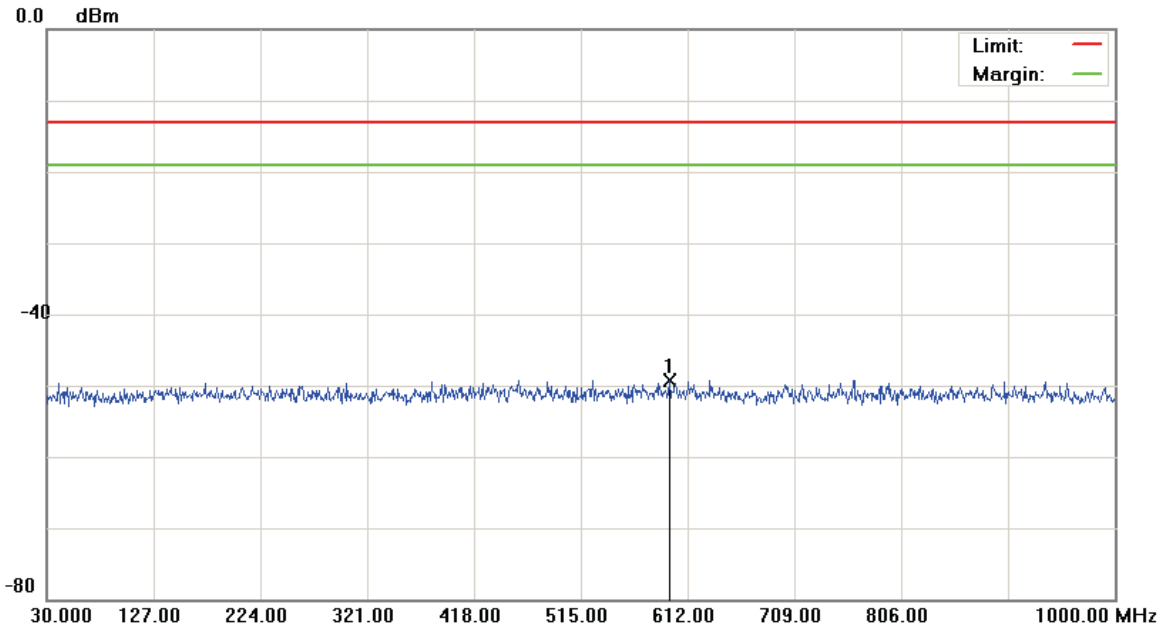
*:Maximum data x:Over limit !:over margin

File :AC791L(CH9400)

Data :#3

Date: 2015/5/4

Time: 下午 03:35:02



Site: site #1	Polarization: Conducted Power	Temperature: 26 °C
Limit: FCC Part 24 conducted(9k-26.5G)	Power: DC 3.8V	Humidity: 55 %
EUT: Mobile Hot Spot	Distance:	RBW: 100 KHz VBW: 300 KHz
M/N: AC791L		
Mode: WCDMA Band II		
Note:		

No.	Mk.	Freq.	Reading Level	Correct Factor	Measurement	Limit	Over	Antenna Height	Table Degree	
		MHz	dBm	dB	dBm	dBm	dB	cm	degree	Comment
1	*	595.5100	-62.42	13.18	-49.24	-13.00	-36.24			peak

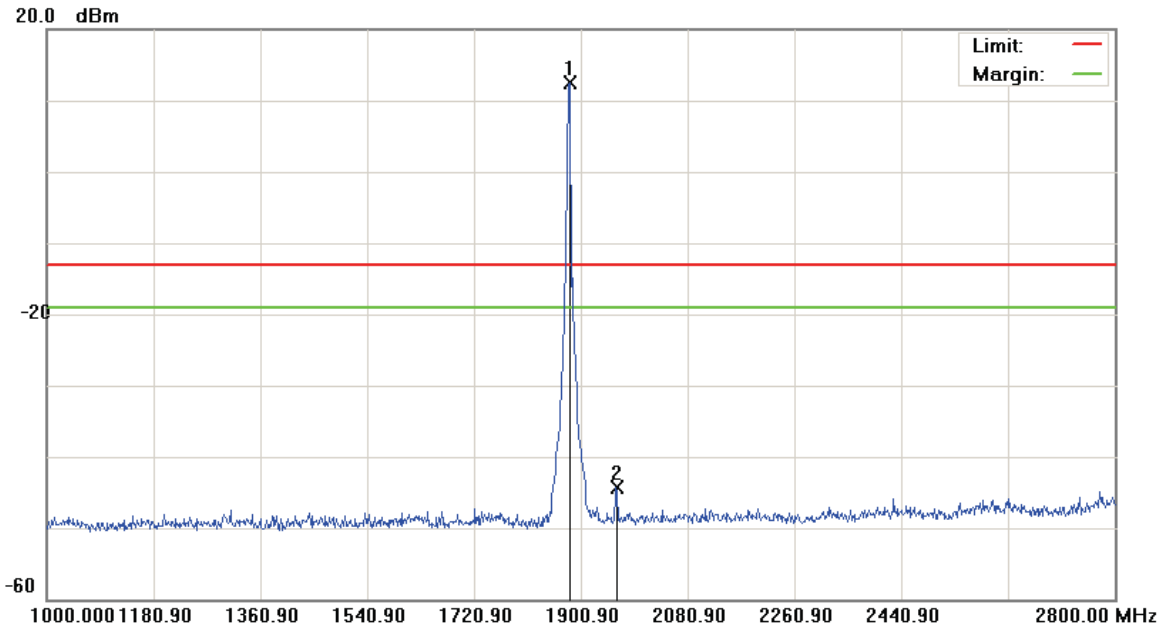
*:Maximum data x:Over limit !:over margin

File :AC791L(CH9400)

Data :#4

Date: 2015/5/4

Time: 下午 03:55:44



Site: site #1	Polarization: Conducted Power	Temperature: 26 °C
Limit: FCC Part 24 conducted(9k-26.5G)	Power: DC 3.8V	Humidity: 55 %
EUT: Mobile Hot Spot	Distance:	RBW: 1000 KHz VBW: 3000 KHz
M/N: AC791L		
Mode: WCDMA Band II		
Note:		

No.	Mk.	Freq. MHz	Reading Level dBm	Correct Factor dB	Measure- ment dBm	Limit dBm	Over dB	Detector	Antenna Height cm	Table Degree degree	Comment
1	*	1882.000	7.64	4.83	12.47	-13.00	25.47	peak			Tx
2		1960.300	-49.04	4.73	-44.31	-13.00	-31.31	peak			

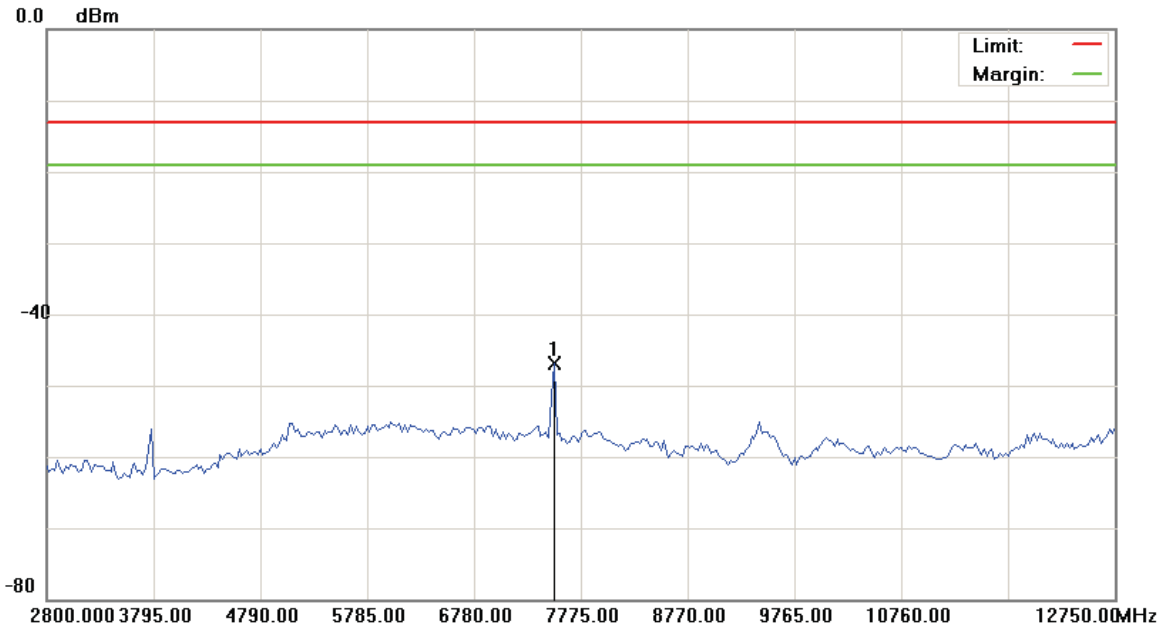
*:Maximum data x:Over limit !:over margin

File :AC791L(CH9400)

Data :#5

Date: 2015/5/4

Time: 下午 05:36:05



Site: site #1	Polarization: Conducted Power	Temperature: 26 °C
Limit: FCC Part 24 conducted(9k-26.5G)	Power: DC 3.8V	Humidity: 55 %
EUT: Mobile Hot Spot	Distance:	RBW: 1000 KHz VBW: 3000 KHz
M/N: AC791L		
Mode: WCDMA Band II		
Note:		

No.	Mk.	Freq. MHz	Reading Level dBm	Correct Factor dB	Measure- ment dBm	Limit dBm	Over dB	Antenna Height cm	Table Degree degree	Comment
1	*	7526.250	-51.97	5.05	-46.92	-13.00	-33.92	peak		

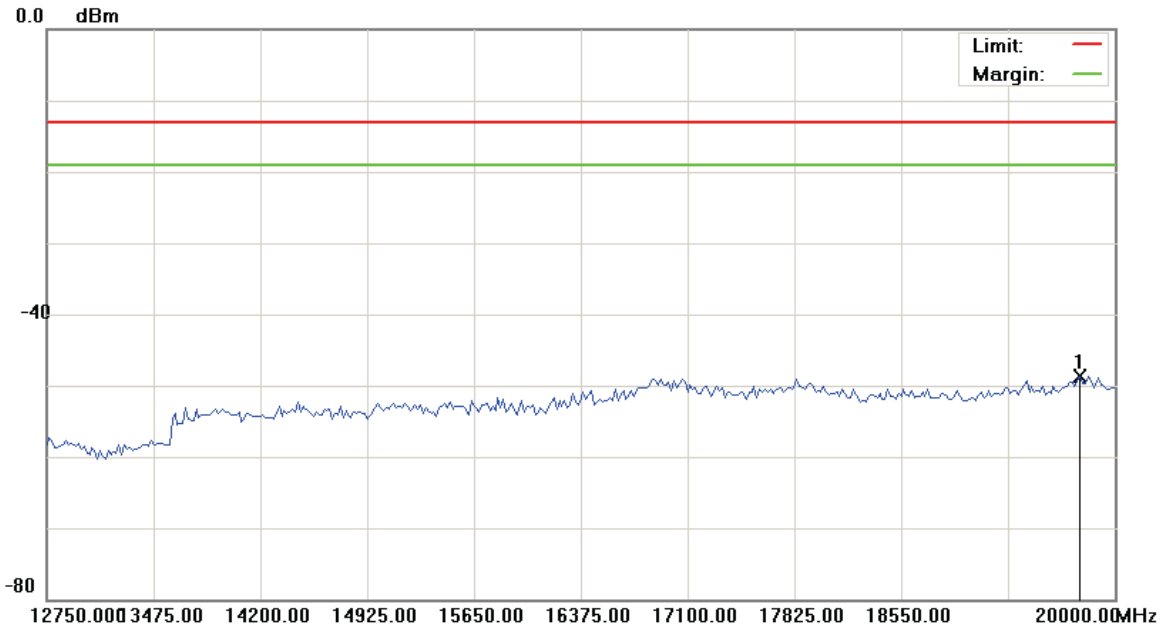
*:Maximum data x:Over limit !:over margin

File :AC791L(CH9400)

Data :#6

Date: 2015/5/4

Time: 下午 05:36:23



Site: site #1	Polarization: Conducted Power	Temperature: 26 °C
Limit: FCC Part 24 conducted(9k-26.5G)	Power: DC 3.8V	Humidity: 55 %
EUT: Mobile Hot Spot	Distance:	RBW: 1000 KHz VBW: 3000 KHz
M/N: AC791L		
Mode: WCDMA Band II		
Note:		

No.	Mk.	Freq.	Reading Level	Correct Factor	Measurement	Limit	Over	Antenna Height	Table Degree	
		MHz	dBm	dB	dBm	dBm	dB	cm	degree	Comment
1	*	19764.375	-56.11	7.37	-48.74	-13.00	-35.74			peak

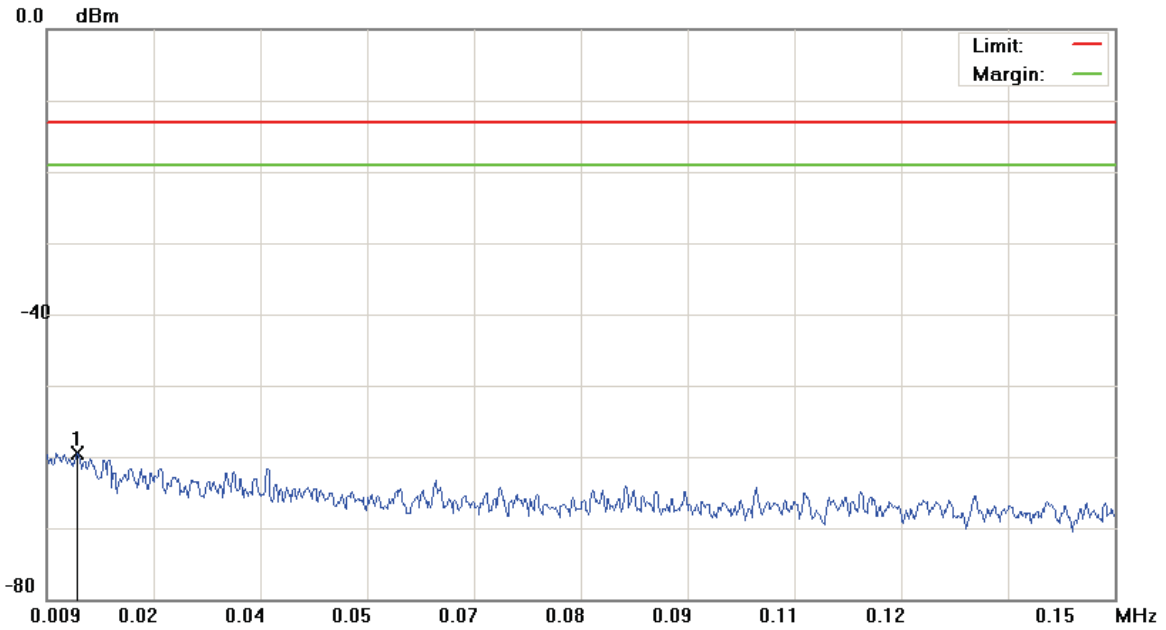
*:Maximum data x:Over limit !:over margin

File :AC791L(CH9538)

Data :#1

Date: 2015/5/4

Time: 下午 03:35:46



Site: site #1

 Polarization: **Conducted Power**

Temperature: 26 °C

Limit: FCC Part 24 conducted(9k-26.5G)

Power: DC 3.8V

Humidity: 55 %

EUT: Mobile Hot Spot

Distance:

RBW: 1 KHz VBW: 3 KHz

M/N: AC791L

Mode: WCDMA Band II

Note:

No.	Mk.	Freq.	Reading Level	Correct Factor	Measurement	Limit	Over	Antenna Height	Table Degree	
		MHz	dBm	dB	dBm	dBm	dB	cm	degree	Comment
1	*	0.0130	-70.83	11.37	-59.46	-13.00	-46.46			peak

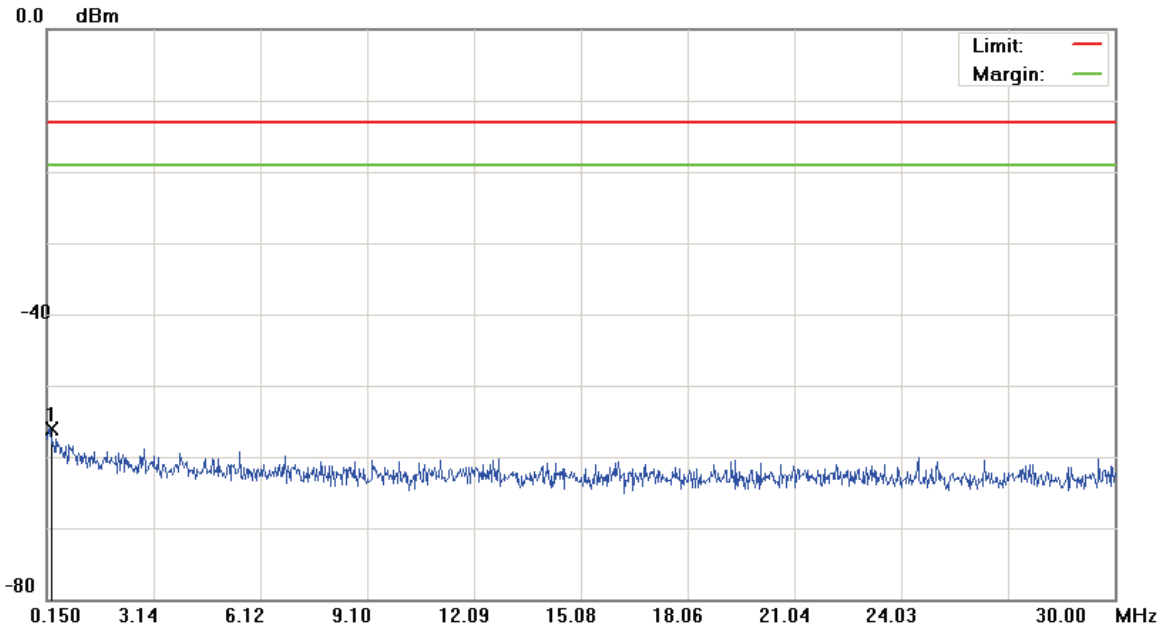
*:Maximum data x:Over limit !:over margin

File :AC791L(CH9538)

Data :#2

Date: 2015/5/4

Time: 下午 03:36:10



Site: site #1	Polarization: Conducted Power	Temperature: 26 °C
Limit: FCC Part 24 conducted(9k-26.5G)	Power: DC 3.8V	Humidity: 55 %
EUT: Mobile Hot Spot	Distance:	RBW: 10 KHz VBW: 30 KHz
M/N: AC791L		
Mode: WCDMA Band II		
Note:		

No.	Mk.	Freq.	Reading Level	Correct Factor	Measurement	Limit	Over	Antenna Height	Table Degree	
		MHz	dBm	dB	dBm	dBm	dB	cm	degree	Comment
1	*	0.2545	-68.55	12.53	-56.02	-13.00	-43.02			peak

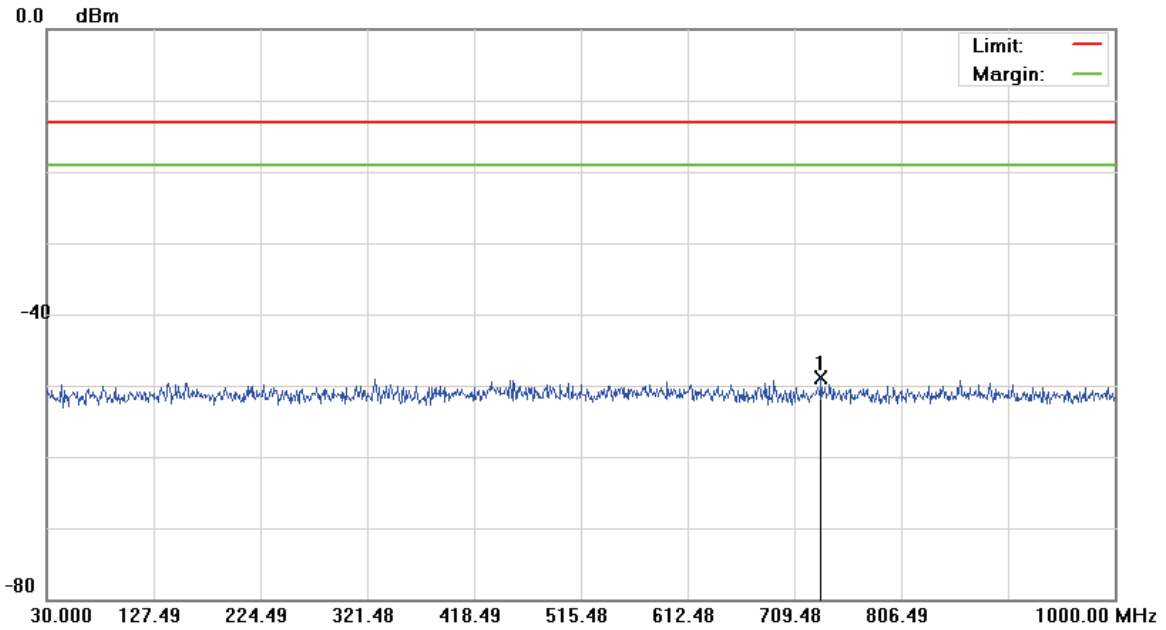
*:Maximum data x:Over limit !:over margin

File :AC791L(CH9538)

Data :#3

Date: 2015/5/4

Time: 下午 03:36:34



Site: site #1	Polarization: Conducted Power	Temperature: 26 °C
Limit: FCC Part 24 conducted(9k-26.5G)	Power: DC 3.8V	Humidity: 55 %
EUT: Mobile Hot Spot	Distance:	RBW: 100 KHz VBW: 300 KHz
M/N: AC791L		
Mode: WCDMA Band II		
Note:		

No.	Mk.	Freq. MHz	Reading Level dBm	Correct Factor dB	Measure- ment dBm	Limit dBm	Over dB	Antenna Height cm	Table Degree degree	Comment
1	*	733.2500	-61.97	13.11	-48.86	-13.00	-35.86	peak		

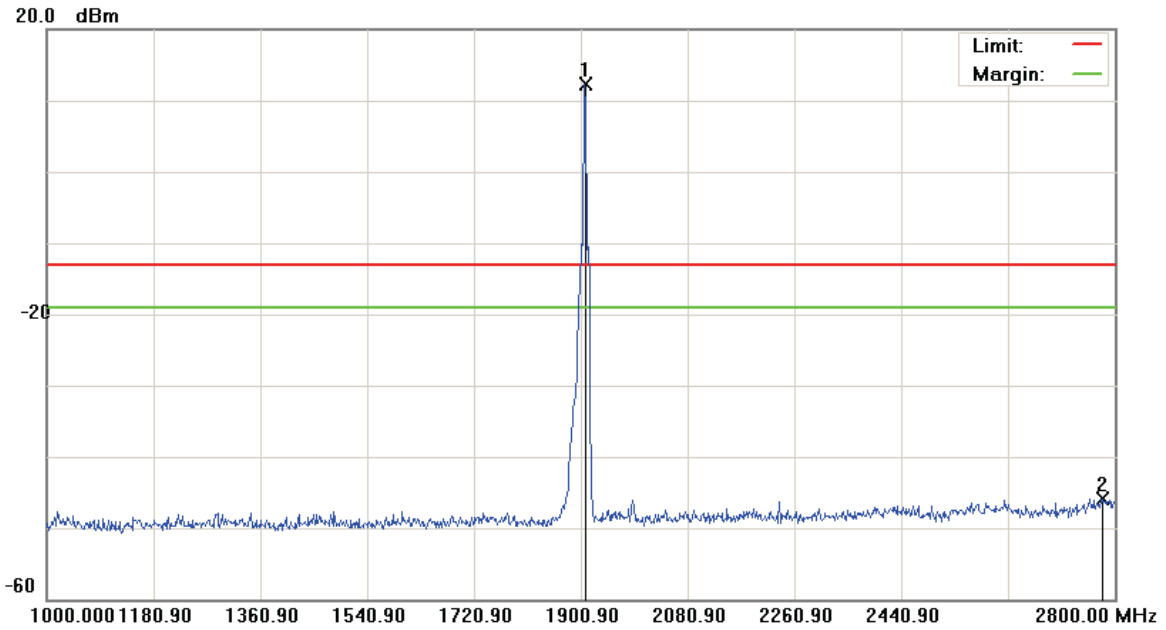
*:Maximum data x:Over limit !:over margin

File :AC791L(CH9538)

Data :#4

Date: 2015/5/4

Time: 下午 03:57:04



Site: site #1	Polarization: Conducted Power	Temperature: 26 °C
Limit: FCC Part 24 conducted(9k-26.5G)	Power: DC 3.8V	Humidity: 55 %
EUT: Mobile Hot Spot	Distance:	RBW: 1000 KHz VBW: 3000 KHz
M/N: AC791L		
Mode: WCDMA Band II		
Note:		

No.	Mk.	Freq. MHz	Reading Level dBm	Correct Factor dB	Measure- ment dBm	Limit dBm	Over dB	Antenna Height cm	Table Degree degree	Comment
1	*	1906.300	6.35	6.05	12.40	-13.00	25.40	peak		Tx
2		2780.200	-51.76	5.88	-45.88	-13.00	-32.88	peak		

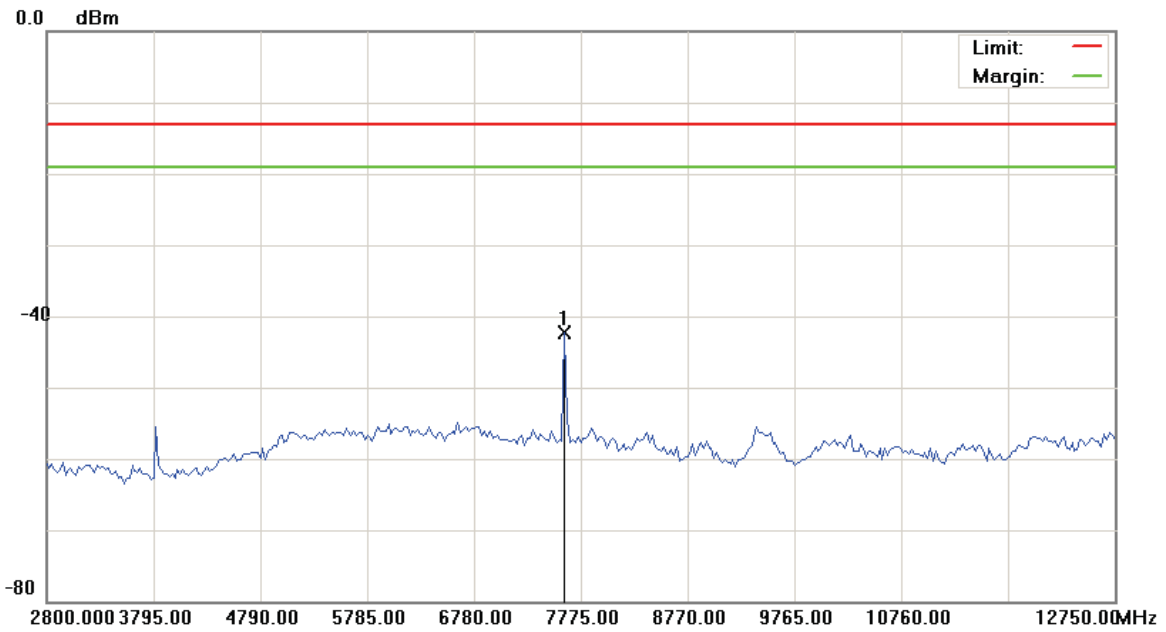
*:Maximum data x:Over limit !:over margin

File :AC791L(CH9538)

Data :#5

Date: 2015/5/4

Time: 下午 05:36:55



Site: site #1	Polarization: Conducted Power	Temperature: 26 °C
Limit: FCC Part 24 conducted(9k-26.5G)	Power: DC 3.8V	Humidity: 55 %
EUT: Mobile Hot Spot	Distance:	RBW: 1000 KHz VBW: 3000 KHz
M/N: AC791L		
Mode: WCDMA Band II		
Note:		

No.	Mk.	Freq. MHz	Reading Level dBm	Correct Factor dB	Measure- ment dBm	Limit dBm	Over dB	Antenna Height cm	Table Degree degree	Comment
1	*	7625.750	-47.36	5.15	-42.21	-13.00	-29.21	peak		

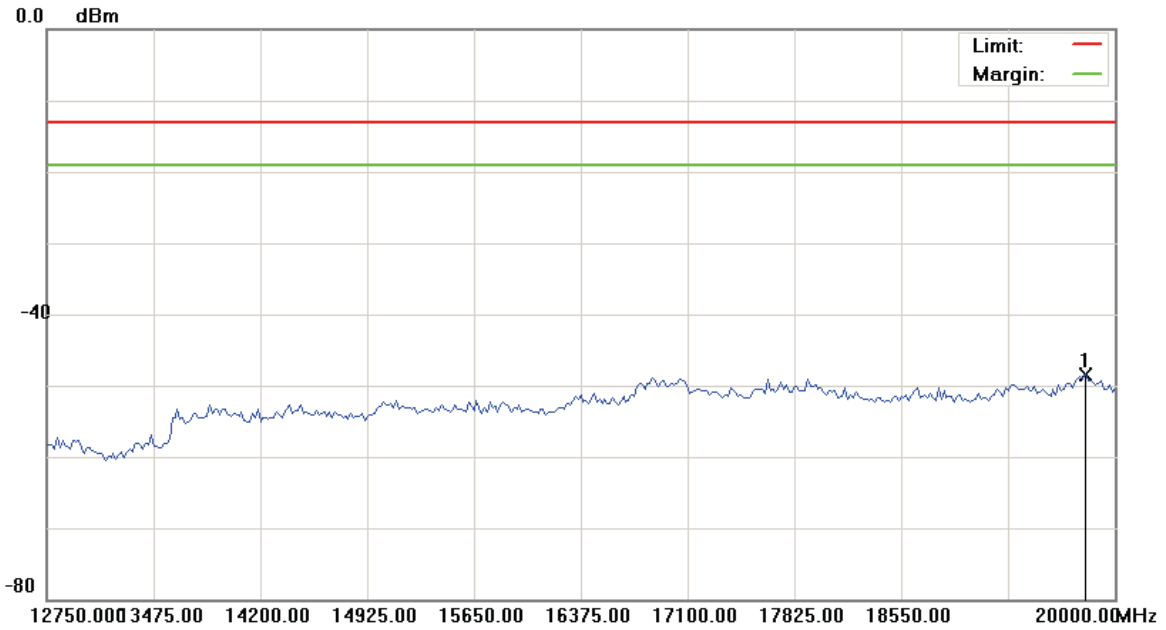
*:Maximum data x:Over limit !:over margin

File :AC791L(CH9538)

Data :#6

Date: 2015/5/4

Time: 下午 05:37:14



Site: site #1	Polarization: Conducted Power	Temperature: 26 °C
Limit: FCC Part 24 conducted(9k-26.5G)	Power: DC 3.8V	Humidity: 55 %
EUT: Mobile Hot Spot	Distance:	RBW: 1000 KHz VBW: 3000 KHz
M/N: AC791L		
Mode: WCDMA Band II		
Note:		

No.	Mk.	Freq. MHz	Reading Level dBm	Correct Factor dB	Measure- ment dBm	Limit dBm	Over dB	Antenna Height cm	Table Degree degree	Comment
1	*	19800.625	-55.78	7.38	-48.40	-13.00	-35.40	peak		

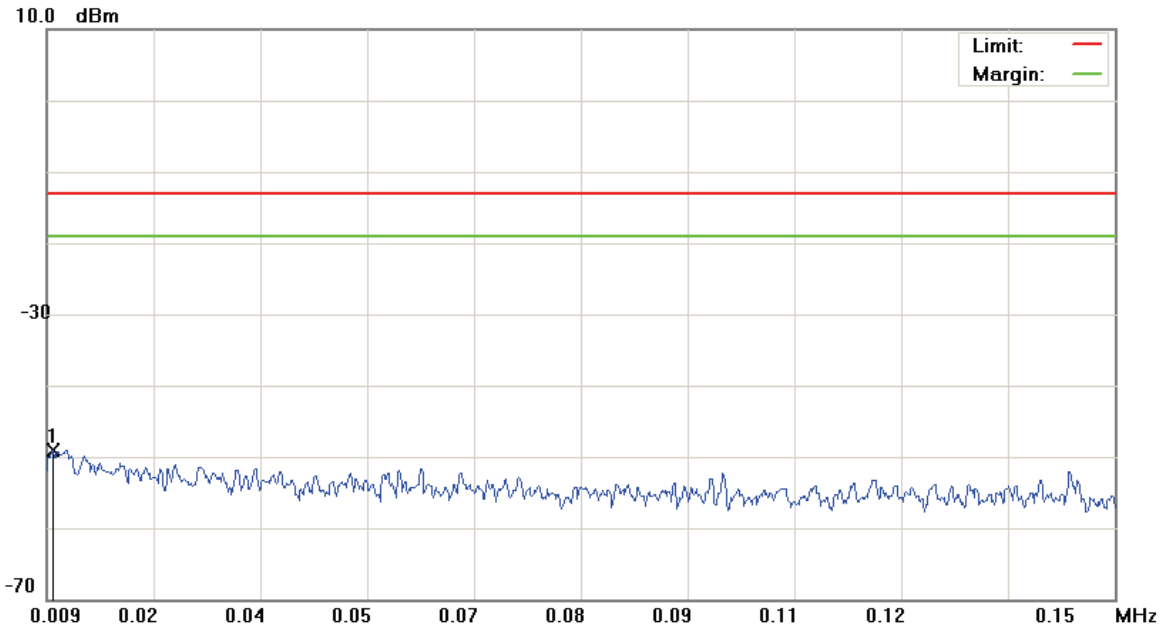
*:Maximum data x:Over limit !:over margin

File :AC791L(CH4132)

Data :#1

Date: 2015/5/4

Time: 下午 03:58:57



Site: site #1

 Polarization: **Conducted Power**

Temperature: 26 °C

Limit: FCC Part 22 conducted(9k-12.75G)

Power: DC 3.8V

Humidity: 55 %

EUT: Mobile Hot Spot

Distance:

RBW: 1 KHz VBW: 3 KHz

M/N: AC791L

Mode: WCDMA Band V

Note:

No.	Mk.	Freq.	Reading Level	Correct Factor	Measurement	Limit	Over	Antenna Height	Table Degree	
		MHz	dBm	dB	dBm	dBm	dB	cm	degree	Comment
1	*	0.0098	-79.62	30.58	-49.04	-13.00	-36.04			peak

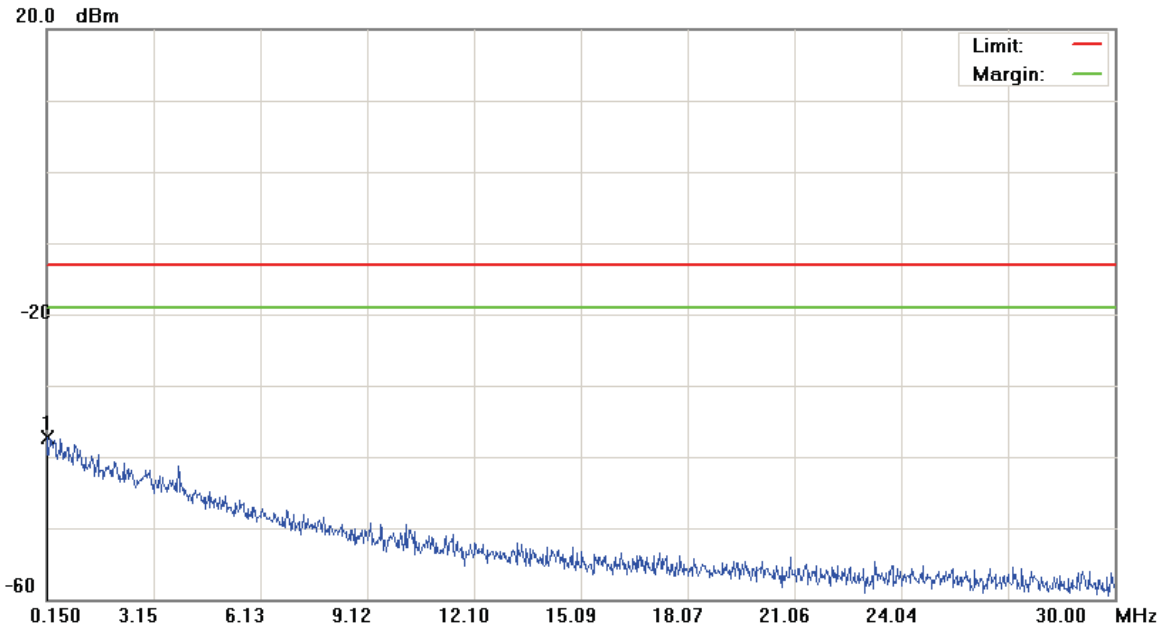
*:Maximum data x:Over limit !:over margin

File :AC791L(CH4132)

Data :#2

Date: 2015/5/4

Time: 下午 03:59:21



Site: site #1

 Polarization: **Conducted Power**

Temperature: 26 °C

Limit: FCC Part 22 conducted(9k-12.75G)

Power: DC 3.8V

Humidity: 55 %

EUT: Mobile Hot Spot

Distance:

RBW: 10 KHz VBW: 30 KHz

M/N: AC791L

Mode: WCDMA Band V

Note:

No.	Mk.	Freq.	Reading Level	Correct Factor	Measurement	Limit	Over	Antenna Height	Table Degree	
		MHz	dBm	dB	dBm	dBm	dB	cm	degree	Comment
1	*	0.1650	-67.95	30.63	-37.32	-13.00	-24.32			peak

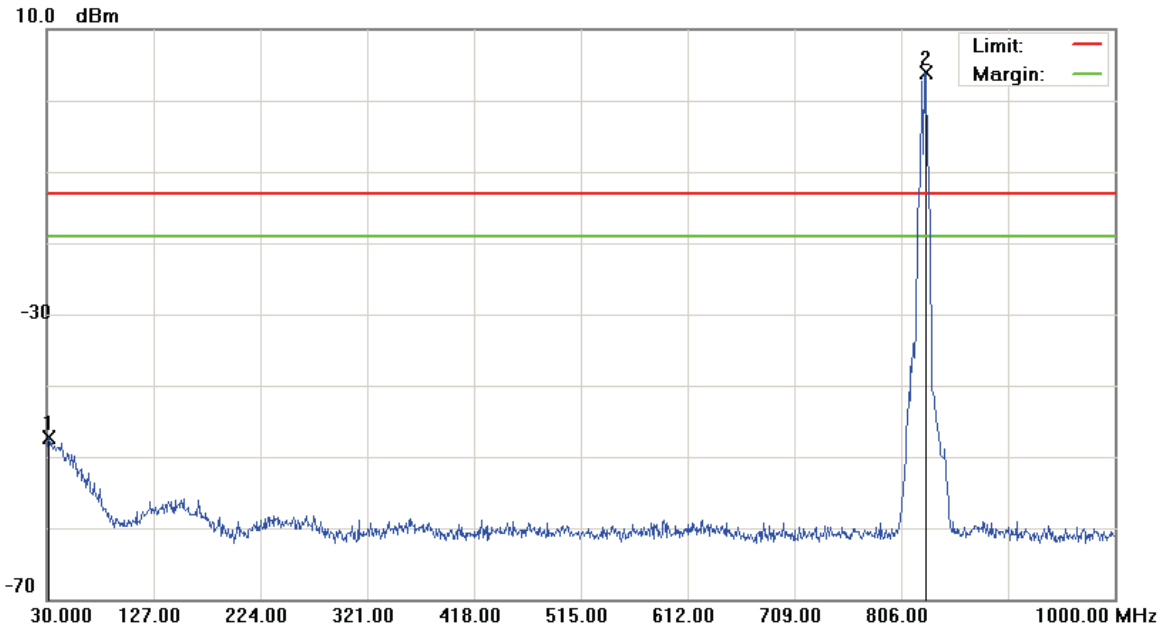
*:Maximum data x:Over limit !:over margin

File :AC791L(CH4132)

Data :#3

Date: 2015/5/4

Time: 下午 03:59:45



Site: site #1	Polarization: Conducted Power	Temperature: 26 °C
Limit: FCC Part 22 conducted(9k-12.75G)	Power: DC 3.8V	Humidity: 55 %
EUT: Mobile Hot Spot	Distance:	RBW: 100 KHz VBW: 300 KHz
M/N: AC791L		
Mode: WCDMA Band V		
Note:		

No.	Mk.	Freq. MHz	Reading Level dBm	Correct Factor dB	Measure- ment dBm	Limit dBm	Over dB	Antenna Height cm	Table Degree degree	Comment
1		31.9400	-64.38	16.99	-47.39	-13.00	-34.39	peak		
2	*	827.8250	-0.05	3.87	3.82	-13.00	16.82	peak		Tx

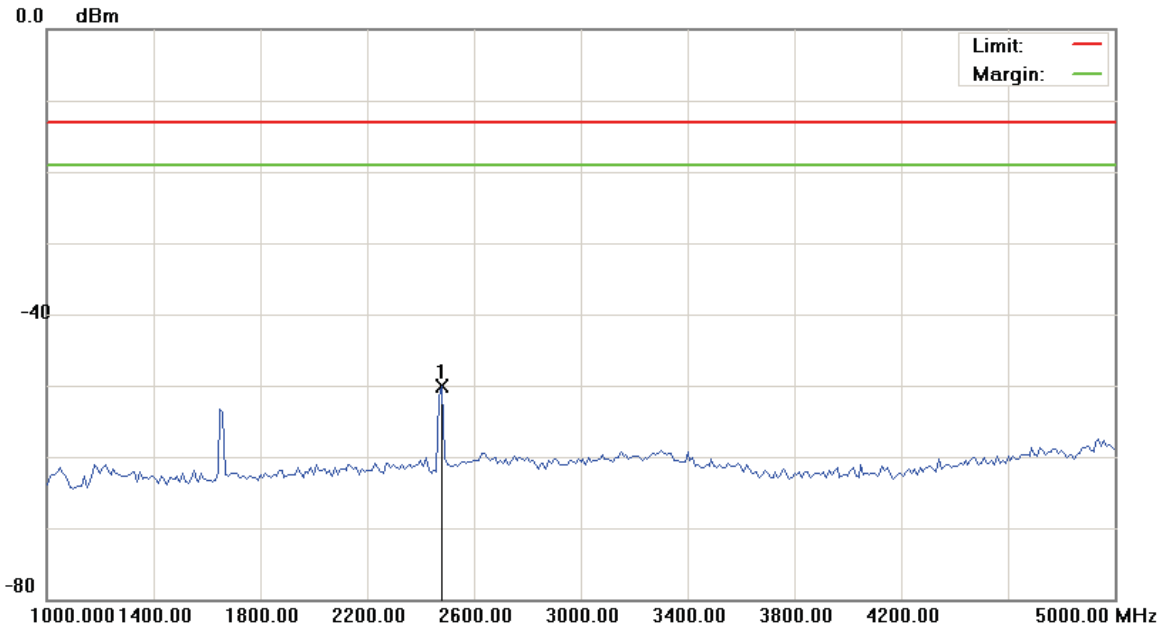
*:Maximum data x:Over limit !:over margin

File :AC791L(CH4132)

Data :#4

Date: 2015/5/4

Time: 下午 05:31:32



Site: site #1	Polarization: Conducted Power	Temperature: 26 °C
Limit: FCC Part 22 conducted(9k-12.75G)	Power: DC 3.8V	Humidity: 55 %
EUT: Mobile Hot Spot	Distance:	RBW: 1000 KHz VBW: 3000 KHz
M/N: AC791L		
Mode: WCDMA Band V		
Note:		

No.	Mk.	Freq. MHz	Reading Level dBm	Correct Factor dB	Measure- ment dBm	Limit dBm	Over dB	Antenna Height cm	Table Degree degree	Comment
1	*	2480.000	-54.57	4.43	-50.14	-13.00	-37.14	peak		

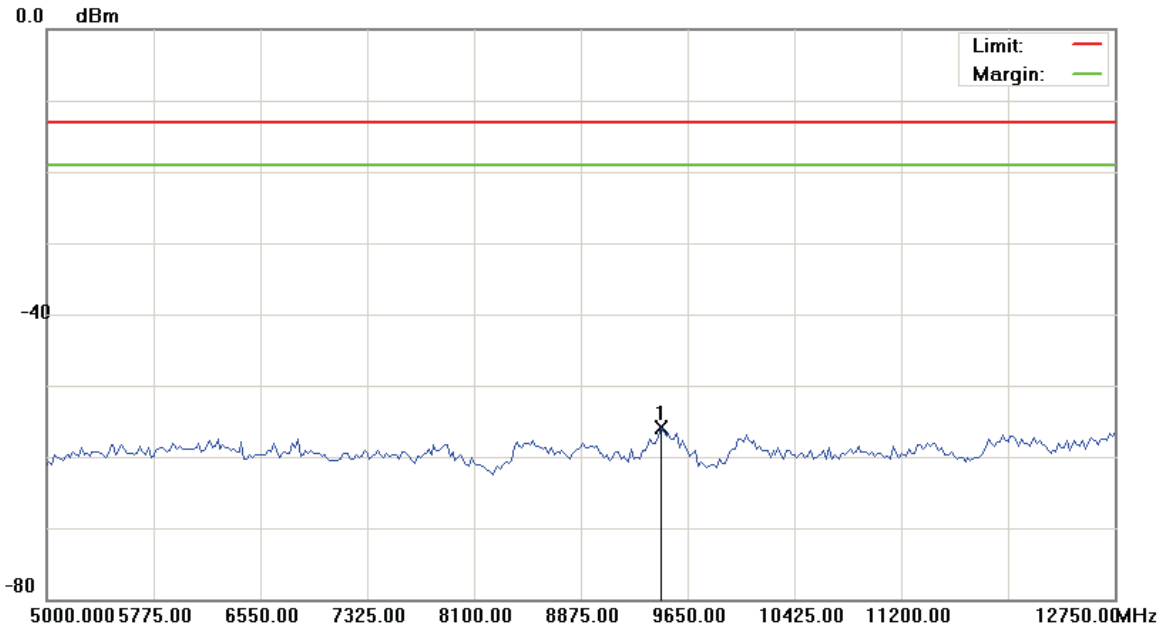
*:Maximum data x:Over limit !:over margin

File :AC791L(CH4132)

Data :#5

Date: 2015/5/4

Time: 下午 05:31:51



Site: site #1	Polarization: Conducted Power	Temperature: 26 °C
Limit: FCC Part 22 conducted(9k-12.75G)	Power: DC 3.8V	Humidity: 55 %
EUT: Mobile Hot Spot	Distance:	RBW: 1000 KHz VBW: 3000 KHz
M/N: AC791L		
Mode: WCDMA Band V		
Note:		

No.	Mk.	Freq. MHz	Reading Level dBm	Correct Factor dB	Measure- ment dBm	Limit dBm	Over dB	Antenna Height cm	Table Degree degree	Comment
1	*	9456.250	-60.97	5.01	-55.96	-13.00	-42.96	peak		

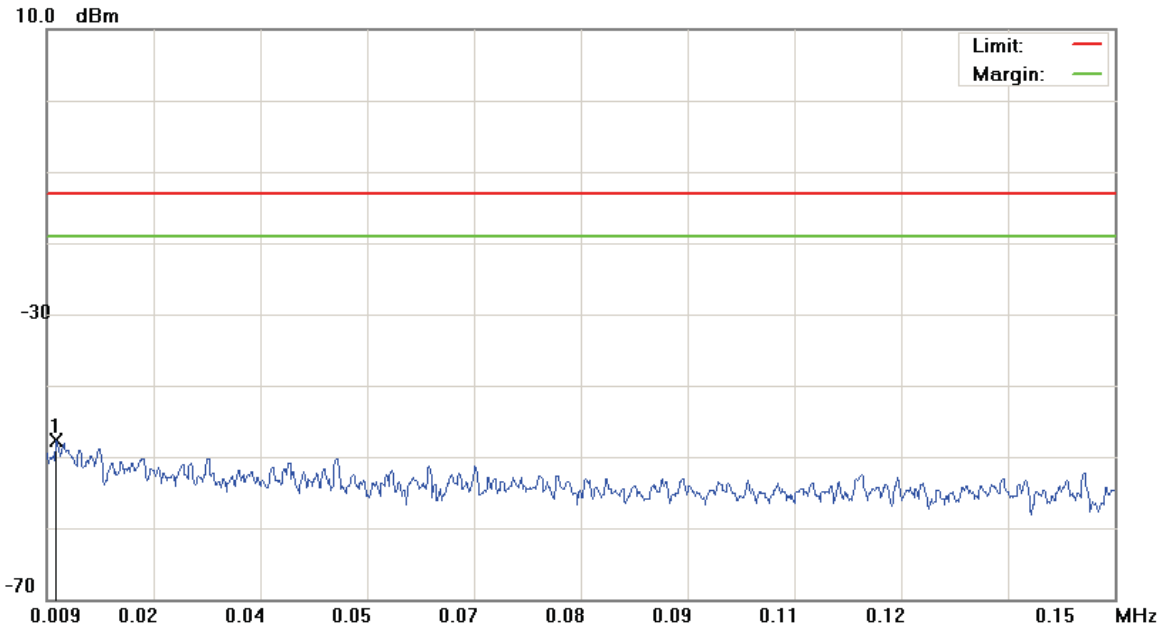
*:Maximum data x:Over limit !:over margin

File :AC791L(CH4183)

Data :#1

Date: 2015/5/4

Time: 下午 04:01:31



Site: site #1

 Polarization: **Conducted Power**

Temperature: 26 °C

Limit: FCC Part 22 conducted(9k-12.75G)

Power: DC 3.8V

Humidity: 55 %

EUT: Mobile Hot Spot

Distance:

RBW: 1 KHz VBW: 3 KHz

M/N: AC791L

Mode: WCDMA Band V

Note:

No.	Mk.	Freq.	Reading Level	Correct Factor	Measurement	Limit	Over	Antenna Height	Table Degree	
		MHz	dBm	dB	dBm	dBm	dB	cm	degree	Comment
1	*	0.0103	-78.31	30.57	-47.74	-13.00	-34.74			peak

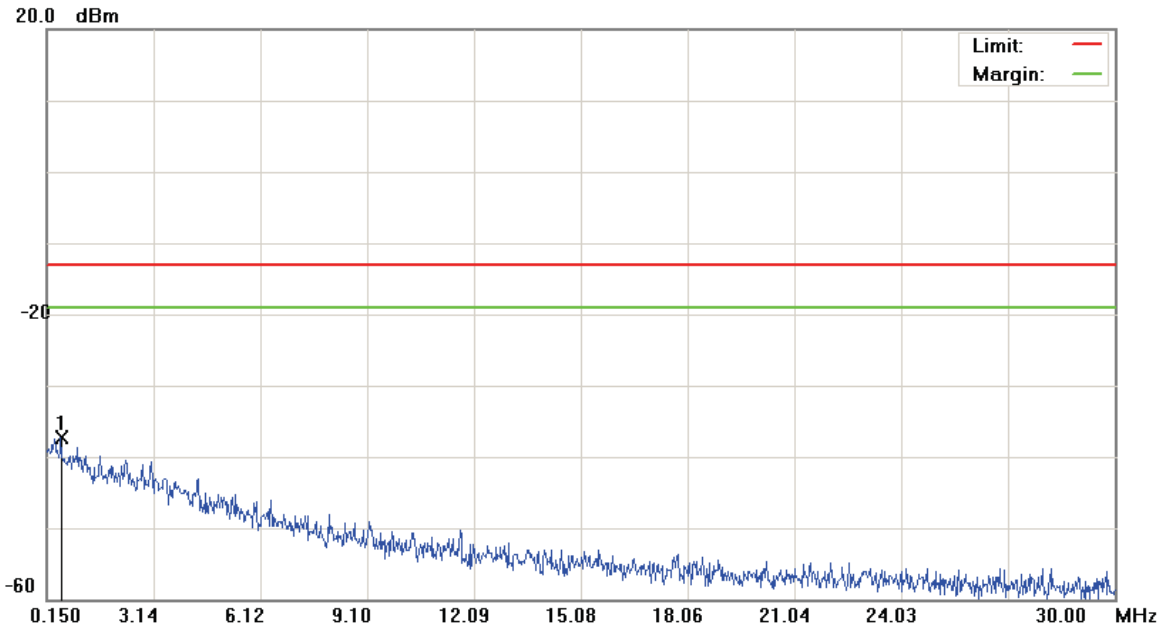
*:Maximum data x:Over limit !:over margin

File :AC791L(CH4183)

Data :#2

Date: 2015/5/4

Time: 下午 04:01:55



Site: site #1

 Polarization: **Conducted Power**

Temperature: 26 °C

Limit: FCC Part 22 conducted(9k-12.75G)

Power: DC 3.8V

Humidity: 55 %

EUT: Mobile Hot Spot

Distance:

RBW: 10 KHz VBW: 30 KHz

M/N: AC791L

Mode: WCDMA Band V

Note:

No.	Mk.	Freq.	Reading Level	Correct Factor	Measurement	Limit	Over	Antenna Height	Table Degree	
		MHz	dBm	dB	dBm	dBm	dB	cm	degree	Comment
1	*	0.5530	-69.22	31.98	-37.24	-13.00	-24.24			peak

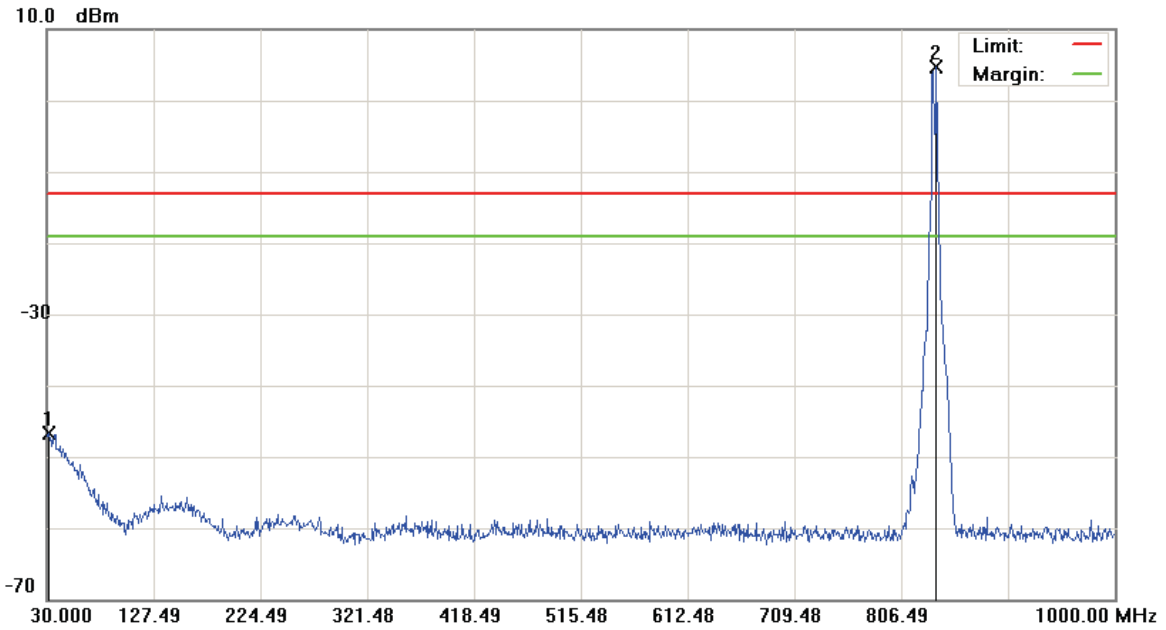
*:Maximum data x:Over limit !:over margin

File :AC791L(CH4183)

Data :#3

Date: 2015/5/4

Time: 下午 04:02:19



Site: site #1	Polarization: Conducted Power	Temperature: 26 °C
Limit: FCC Part 22 conducted(9k-12.75G)	Power: DC 3.8V	Humidity: 55 %
EUT: Mobile Hot Spot	Distance:	RBW: 100 KHz VBW: 300 KHz
M/N: AC791L		
Mode: WCDMA Band V		
Note:		

No.	Mk.	Freq. MHz	Reading Level dBm	Correct Factor dB	Measure- ment dBm	Limit dBm	Over dB	Antenna Height cm	Table Degree degree	Comment
1		31.9400	-63.76	16.99	-46.77	-13.00	-33.77	peak		
2	*	838.0100	0.77	3.97	4.74	-13.00	17.74	peak		Tx

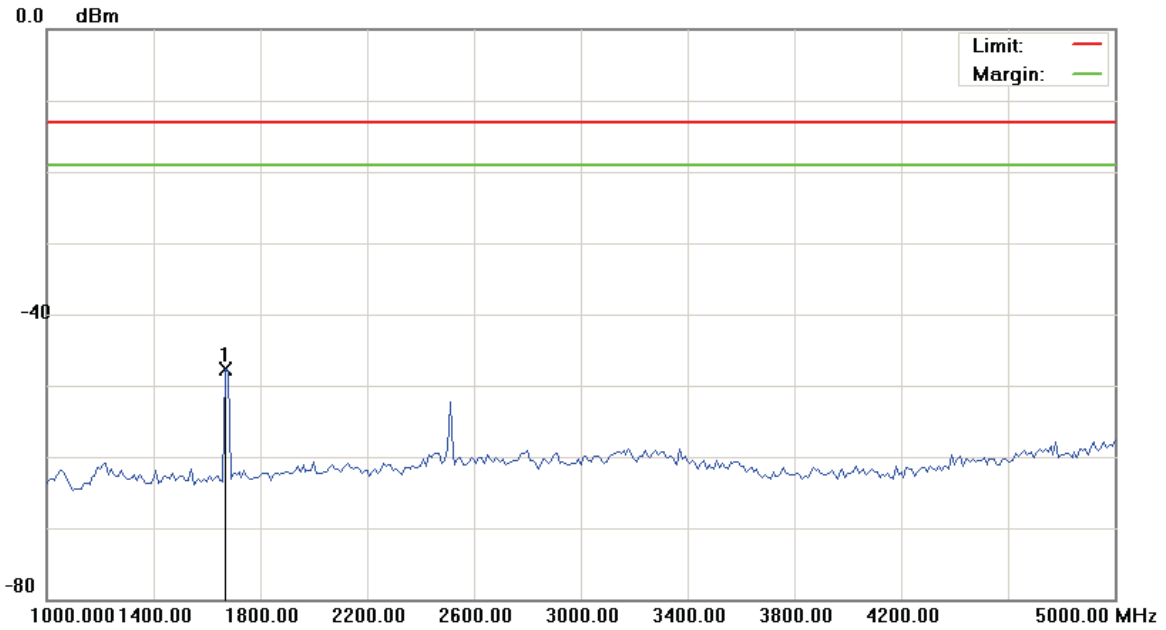
*:Maximum data x:Over limit !:over margin

File :AC791L(CH4183)

Data :#4

Date: 2015/5/4

Time: 下午 05:32:32



Site: site #1	Polarization: Conducted Power	Temperature: 26 °C
Limit: FCC Part 22 conducted(9k-12.75G)	Power: DC 3.8V	Humidity: 55 %
EUT: Mobile Hot Spot	Distance:	RBW: 1000 KHz VBW: 3000 KHz
M/N: AC791L		
Mode: WCDMA Band V		
Note:		

No.	Mk.	Freq. MHz	Reading Level dBm	Correct Factor dB	Measure- ment dBm	Limit dBm	Over dB	Antenna Height cm	Table Degree degree	Comment
1	*	1670.000	-52.22	4.46	-47.76	-13.00	-34.76	peak		

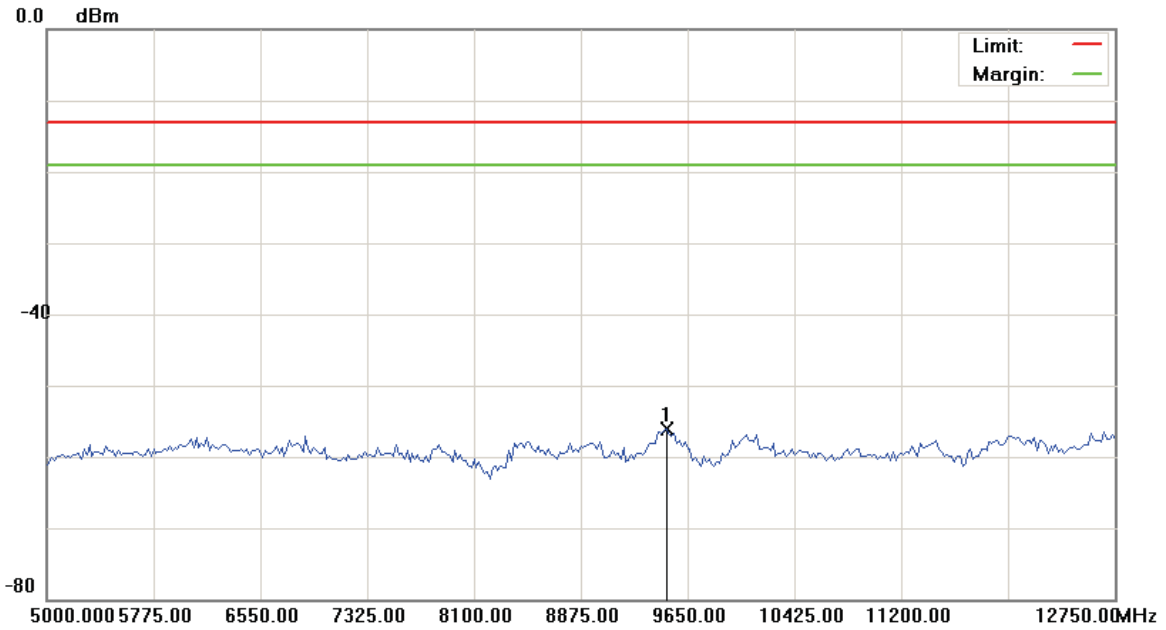
*:Maximum data x:Over limit !:over margin

File :AC791L(CH4183)

Data :#5

Date: 2015/5/4

Time: 下午 05:32:51



Site: site #1	Polarization: Conducted Power	Temperature: 26 °C
Limit: FCC Part 22 conducted(9k-12.75G)	Power: DC 3.8V	Humidity: 55 %
EUT: Mobile Hot Spot	Distance:	RBW: 1000 KHz VBW: 3000 KHz
M/N: AC791L		
Mode: WCDMA Band V		
Note:		

No.	Mk.	Freq.	Reading Level	Correct Factor	Measurement	Limit	Over	Antenna Height	Table Degree	
		MHz	dBm	dB	dBm	dBm	dB	cm	degree	Comment
1	*	9495.000	-61.32	5.22	-56.10	-13.00	-43.10			peak

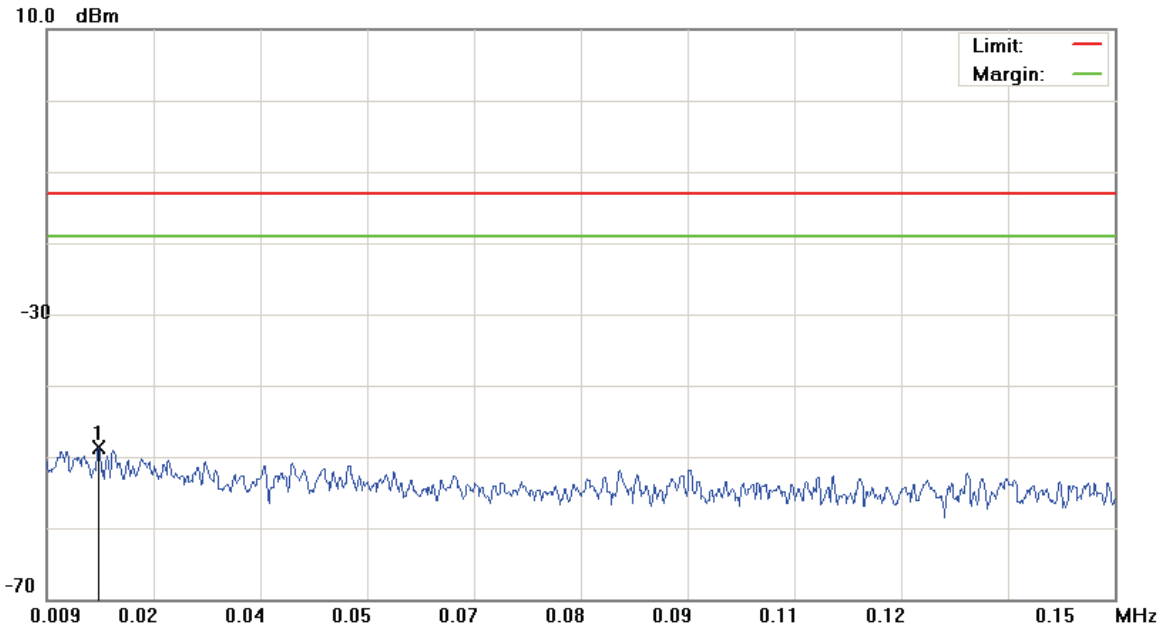
*:Maximum data x:Over limit !:over margin

File :AC791L(CH4233)

Data :#1

Date: 2015/5/4

Time: 下午 04:05:15



Site: site #1

 Polarization: **Conducted Power**

Temperature: 26 °C

Limit: FCC Part 22 conducted(9k-12.75G)

Power: DC 3.8V

Humidity: 55 %

EUT: Mobile Hot Spot

Distance:

RBW: 1 KHz VBW: 3 KHz

M/N: AC791L

Mode: WCDMA Band V

Note:

No.	Mk.	Freq.	Reading Level	Correct Factor	Measurement	Limit	Over	Antenna Height	Table Degree	
		MHz	dBm	dB	dBm	dBm	dB	cm	degree	Comment
1	*	0.0158	-79.35	30.55	-48.80	-13.00	-35.80			peak

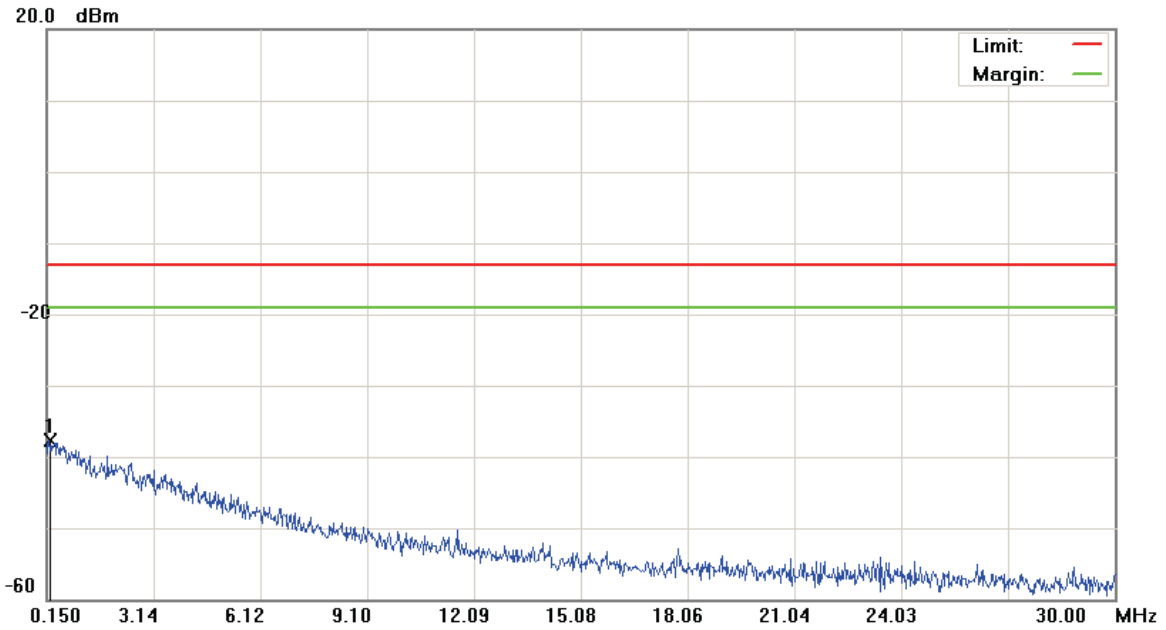
*:Maximum data x:Over limit !:over margin

File :AC791L(CH4233)

Data :#2

Date: 2015/5/4

Time: 下午 04:05:39



Site: site #1

 Polarization: **Conducted Power**

Temperature: 26 °C

Limit: FCC Part 22 conducted(9k-12.75G)

Power: DC 3.8V

Humidity: 55 %

EUT: Mobile Hot Spot

Distance:

RBW: 10 KHz VBW: 30 KHz

M/N: AC791L

Mode: WCDMA Band V

Note:

No.	Mk.	Freq.	Reading Level	Correct Factor	Measurement	Limit	Over	Antenna Height	Table Degree	
		MHz	dBm	dB	dBm	dBm	dB	cm	degree	Comment
1	*	0.2246	-68.79	31.12	-37.67	-13.00	-24.67			peak

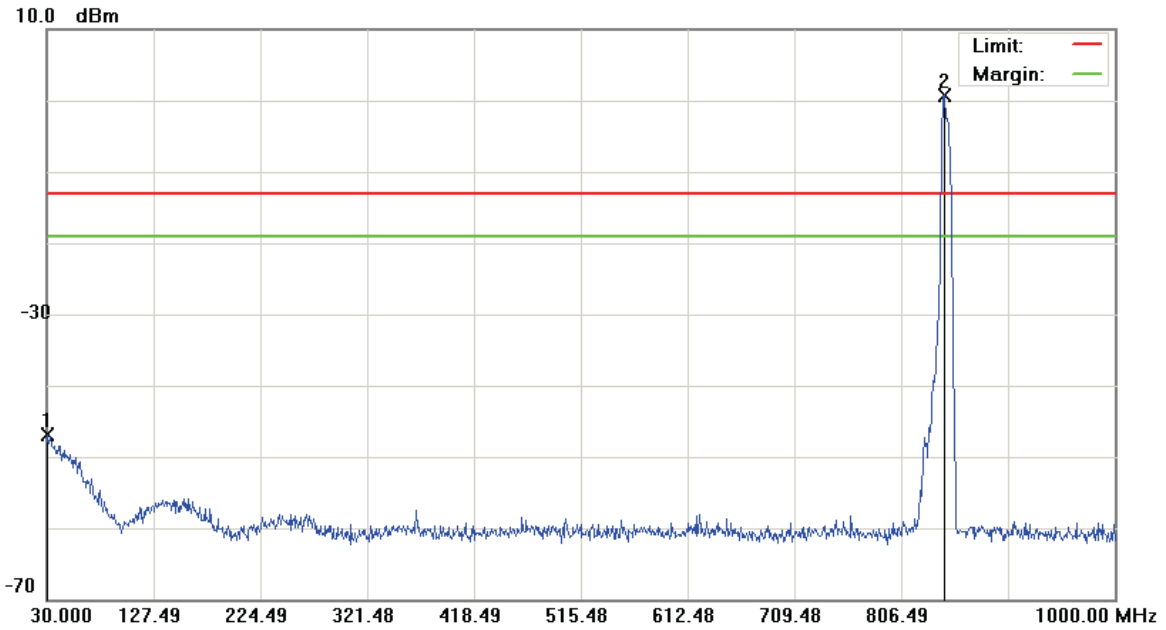
*:Maximum data x:Over limit !:over margin

File :AC791L(CH4233)

Data :#3

Date: 2015/5/4

Time: 下午 04:06:03



Site: site #1	Polarization: Conducted Power	Temperature: 26 °C
Limit: FCC Part 22 conducted(9k-12.75G)	Power: DC 3.8V	Humidity: 55 %
EUT: Mobile Hot Spot	Distance:	RBW: 100 KHz VBW: 300 KHz
M/N: AC791L		
Mode: WCDMA Band V		
Note:		

No.	Mk.	Freq. MHz	Reading Level dBm	Correct Factor dB	Measure- ment dBm	Limit dBm	Over dB	Antenna Height cm	Table Degree degree	Comment
1		30.4850	-64.03	17.16	-46.87	-13.00	-33.87	peak		
2	*	845.2850	-3.19	3.99	0.80	-13.00	13.80	peak		Tx

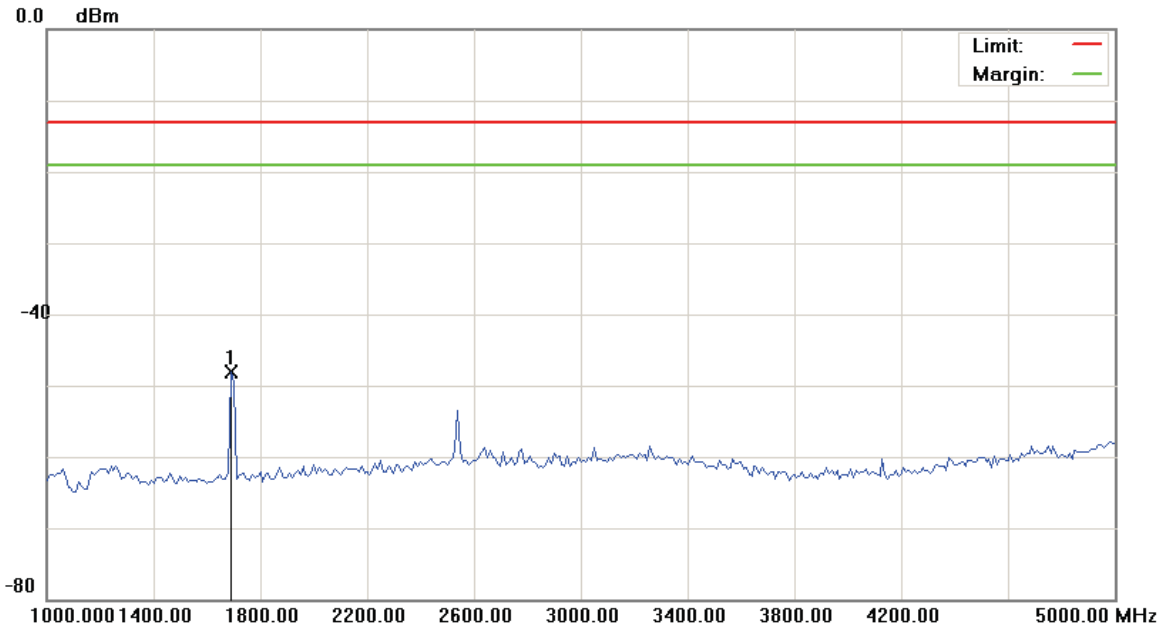
*:Maximum data x:Over limit !:over margin

File :AC791L(CH4233)

Data :#4

Date: 2015/5/4

Time: 下午 05:33:33



Site: site #1	Polarization: Conducted Power	Temperature: 26 °C
Limit: FCC Part 22 conducted(9k-12.75G)	Power: DC 3.8V	Humidity: 55 %
EUT: Mobile Hot Spot	Distance:	RBW: 1000 KHz VBW: 3000 KHz
M/N: AC791L		
Mode: WCDMA Band V		
Note:		

No.	Mk.	Freq. MHz	Reading Level dBm	Correct Factor dB	Measure- ment dBm	Limit dBm	Over dB	Antenna Height cm	Table Degree degree	Comment
1	*	1690.000	-52.47	4.47	-48.00	-13.00	-35.00	peak		

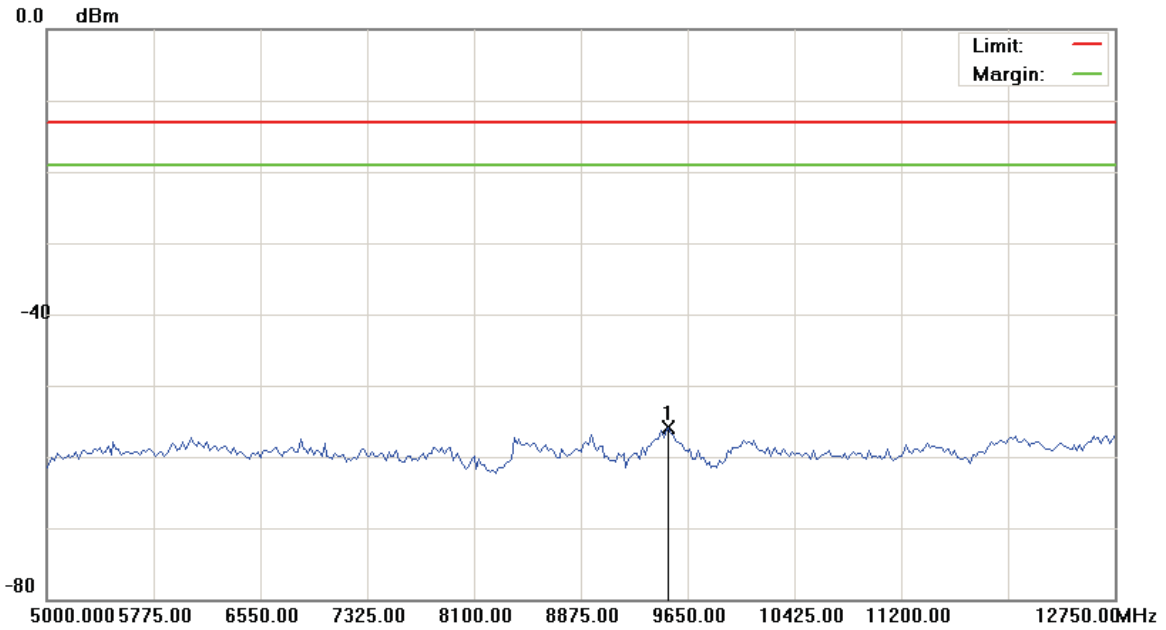
*:Maximum data x:Over limit !:over margin

File :AC791L(CH4233)

Data :#5

Date: 2015/5/4

Time: 下午 05:33:52



Site: site #1	Polarization: Conducted Power	Temperature: 26 °C
Limit: FCC Part 22 conducted(9k-12.75G)	Power: DC 3.8V	Humidity: 55 %
EUT: Mobile Hot Spot	Distance:	RBW: 1000 KHz VBW: 3000 KHz
M/N: AC791L		
Mode: WCDMA Band V		
Note:		

No.	Mk.	Freq. MHz	Reading Level dBm	Correct Factor dB	Measure- ment dBm	Limit dBm	Over dB	Antenna Height cm	Table Degree degree	Comment
1	*	9514.375	-61.05	5.20	-55.85	-13.00	-42.85	peak		

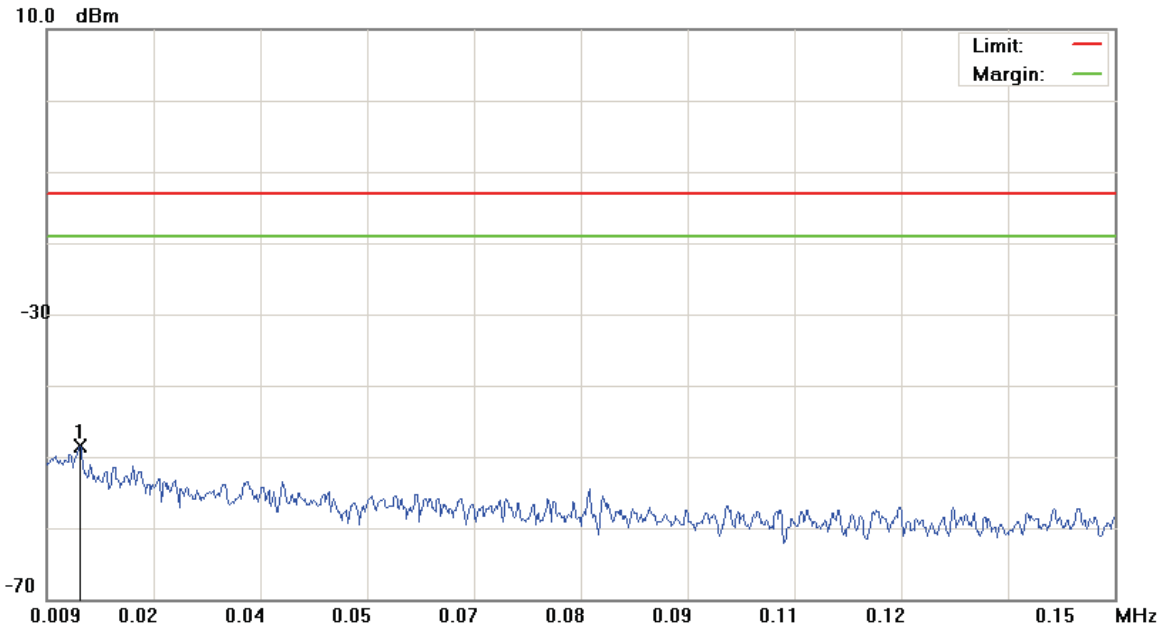
*:Maximum data x:Over limit !:over margin

File :AC791L(CH1013)

Data :#1

Date: 2015/5/5

Time: 下午 01:59:30



Site: site #1	Polarization: Conducted Power	Temperature: 26 °C
Limit: FCC Part 22 conducted(9k-12.75G)	Power: DC 3.8V	Humidity: 55 %
EUT: Mobile Hot Spot	Distance:	RBW: 1 KHz VBW: 3 KHz
M/N: AC791L		
Mode: CDMA Cellular		
Note:		

No.	Mk.	Freq.	Reading Level	Correct Factor	Measurement	Limit	Over	Antenna Height	Table Degree	
		MHz	dBm	dB	dBm	dBm	dB	cm	degree	Comment
1	*	0.0134	-79.11	30.56	-48.55	-13.00	-35.55			peak

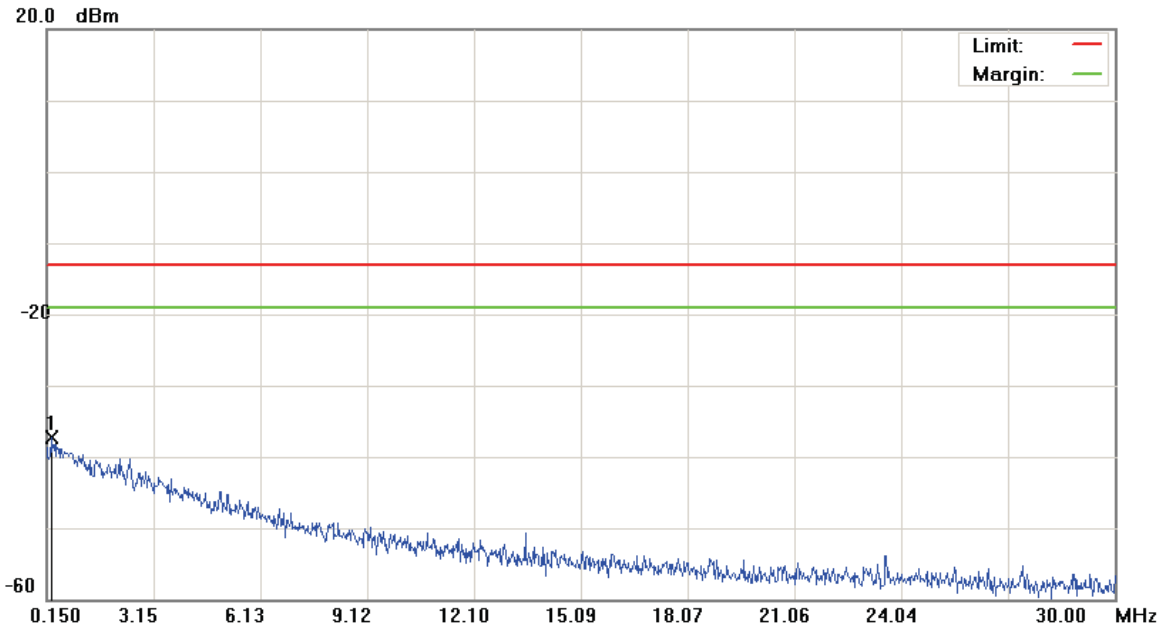
*:Maximum data x:Over limit !:over margin

File :AC791L(CH1013)

Data :#2

Date: 2015/5/5

Time: 下午 01:59:55



Site: site #1

 Polarization: **Conducted Power**

Temperature: 26 °C

Limit: FCC Part 22 conducted(9k-12.75G)

Power: DC 3.8V

Humidity: 55 %

EUT: Mobile Hot Spot

Distance:

RBW: 10 KHz VBW: 30 KHz

M/N: AC791L

Mode: CDMA Cellular

Note:

No.	Mk.	Freq.	Reading Level	Correct Factor	Measurement	Limit	Over	Antenna Height	Table Degree	
		MHz	dBm	dB	dBm	dBm	dB	cm	degree	Comment
1	*	0.2694	-68.79	31.49	-37.30	-13.00	-24.30			peak

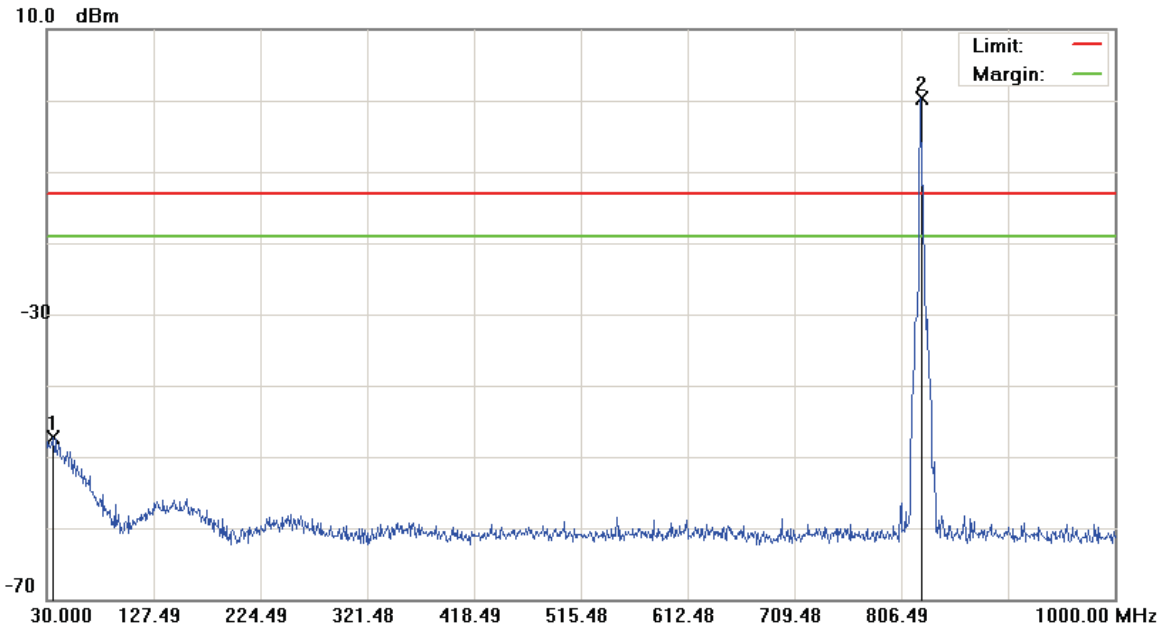
*:Maximum data x:Over limit !:over margin

File :AC791L(CH1013)

Data :#3

Date: 2015/5/5

Time: 下午 02:00:19



Site: site #1	Polarization: Conducted Power	Temperature: 26 °C
Limit: FCC Part 22 conducted(9k-12.75G)	Power: DC 3.8V	Humidity: 55 %
EUT: Mobile Hot Spot	Distance:	RBW: 100 KHz VBW: 300 KHz
M/N: AC791L		
Mode: CDMA Cellular		
Note:		

No.	Mk.	Freq.	Reading Level	Correct Factor	Measurement	Limit	Over	Antenna Height	Table Degree	
		MHz	dBm	dB	dBm	dBm	dB	cm	degree	Comment
1		35.8200	-63.77	16.55	-47.22	-13.00	-34.22			peak
2	*	823.9450	-3.48	3.83	0.35	-13.00	13.35			peak Tx

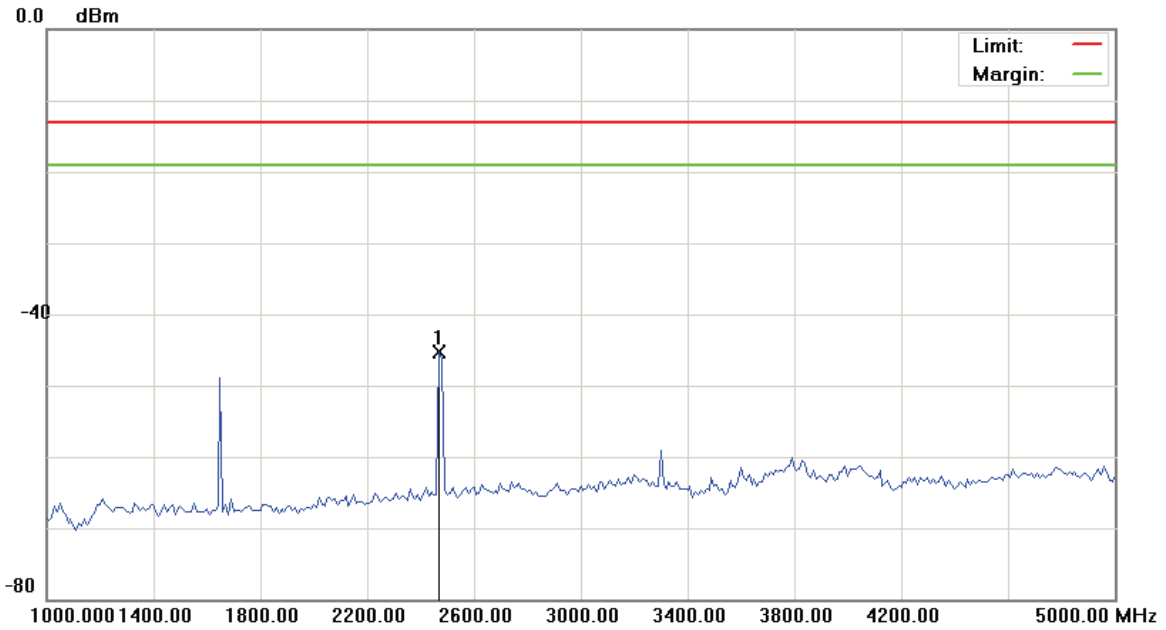
*:Maximum data x:Over limit !:over margin

File :AC791L(CH1013)

Data :#4

Date: 2015/5/5

Time: 下午 02:26:25



Site: site #1	Polarization: Conducted Power	Temperature: 26 °C
Limit: FCC Part 22 conducted(9k-12.75G)	Power: DC 3.8V	Humidity: 55 %
EUT: Mobile Hot Spot	Distance:	RBW: 1000 KHz VBW: 3000 KHz
M/N: AC791L		
Mode: CDMA Cellular		
Note:		

No.	Mk.	Freq. MHz	Reading Level dBm	Correct Factor dB	Measure- ment dBm	Limit dBm	Over dB	Antenna Height cm	Table Degree degree	Comment
1	*	2470.000	-49.70	4.46	-45.24	-13.00	-32.24	peak		

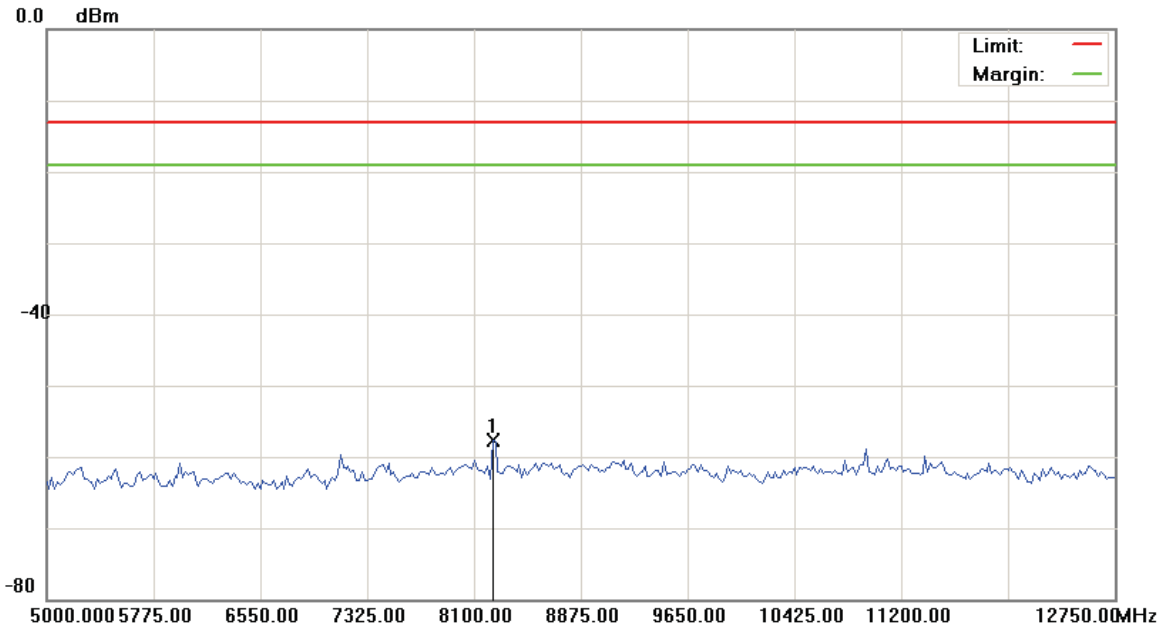
*:Maximum data x:Over limit !:over margin

File :AC791L(CH1013)

Data :#5

Date: 2015/5/5

Time: 下午 02:26:44



Site: site #1	Polarization: Conducted Power	Temperature: 26 °C
Limit: FCC Part 22 conducted(9k-12.75G)	Power: DC 3.8V	Humidity: 55 %
EUT: Mobile Hot Spot	Distance:	RBW: 1000 KHz VBW: 3000 KHz
M/N: AC791L		
Mode: CDMA Cellular		
Note:		

No.	Mk.	Freq. MHz	Reading Level dBm	Correct Factor dB	Measure- ment dBm	Limit dBm	Over dB	Antenna Height cm	Table Degree degree	Comment
1	*	8235.625	-62.39	4.69	-57.70	-13.00	-44.70	peak		

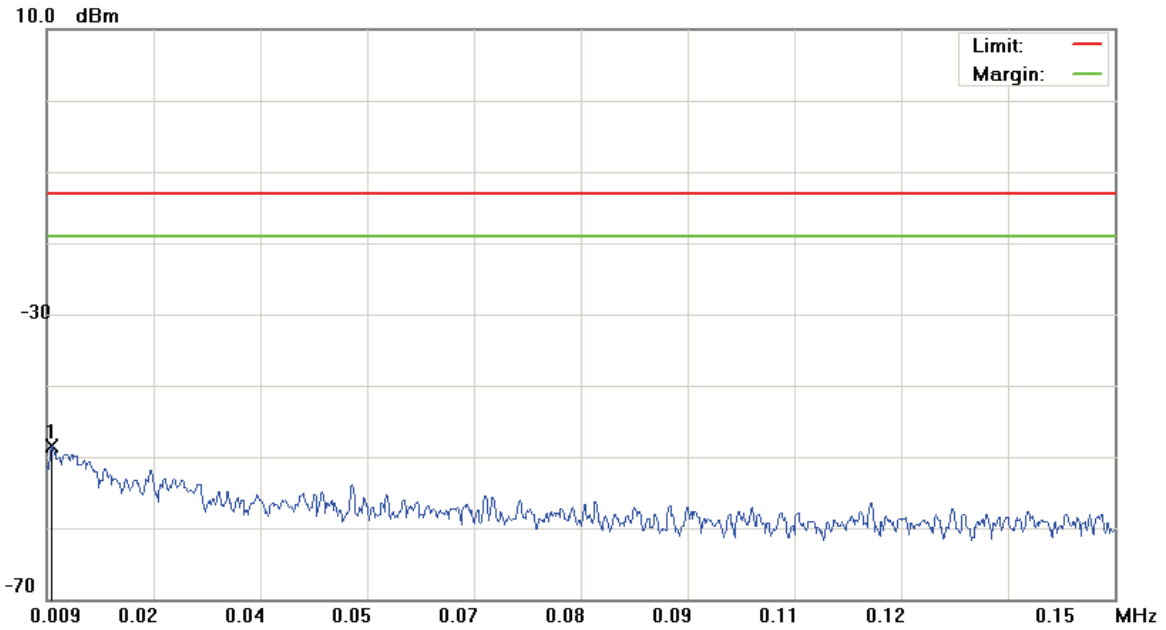
*:Maximum data x:Over limit !:over margin

File :AC791L(CH384)

Data :#1

Date: 2015/5/5

Time: 下午 02:02:00



Site: site #1

 Polarization: **Conducted Power**

Temperature: 26 °C

Limit: FCC Part 22 conducted(9k-12.75G)

Power: DC 3.8V

Humidity: 55 %

EUT: Mobile Hot Spot

Distance:

RBW: 1 KHz VBW: 3 KHz

M/N: AC791L

Mode: CDMA Cellular

Note:

No.	Mk.	Freq.	Reading Level	Correct Factor	Measurement	Limit	Over	Antenna Height	Table Degree	
		MHz	dBm	dB	dBm	dBm	dB	cm	degree	Comment
1	*	0.0097	-78.99	30.58	-48.41	-13.00	-35.41			peak

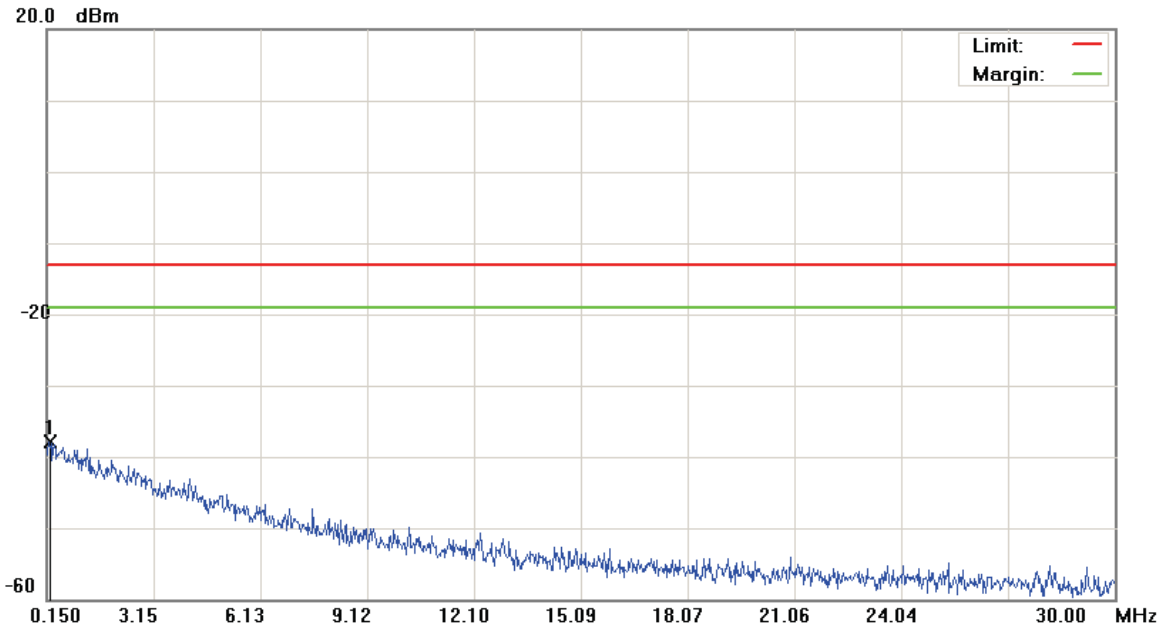
*:Maximum data x:Over limit !:over margin

File :AC791L(CH384)

Data :#2

Date: 2015/5/5

Time: 下午 02:02:25



Site: site #1

 Polarization: **Conducted Power**

Temperature: 26 °C

Limit: FCC Part 22 conducted(9k-12.75G)

Power: DC 3.8V

Humidity: 55 %

EUT: Mobile Hot Spot

Distance:

RBW: 10 KHz VBW: 30 KHz

M/N: AC791L

Mode: CDMA Cellular

Note:

No.	Mk.	Freq.	Reading Level	Correct Factor	Measurement	Limit	Over	Antenna Height	Table Degree	
		MHz	dBm	dB	dBm	dBm	dB	cm	degree	Comment
1	*	0.2246	-69.10	31.12	-37.98	-13.00	-24.98			peak

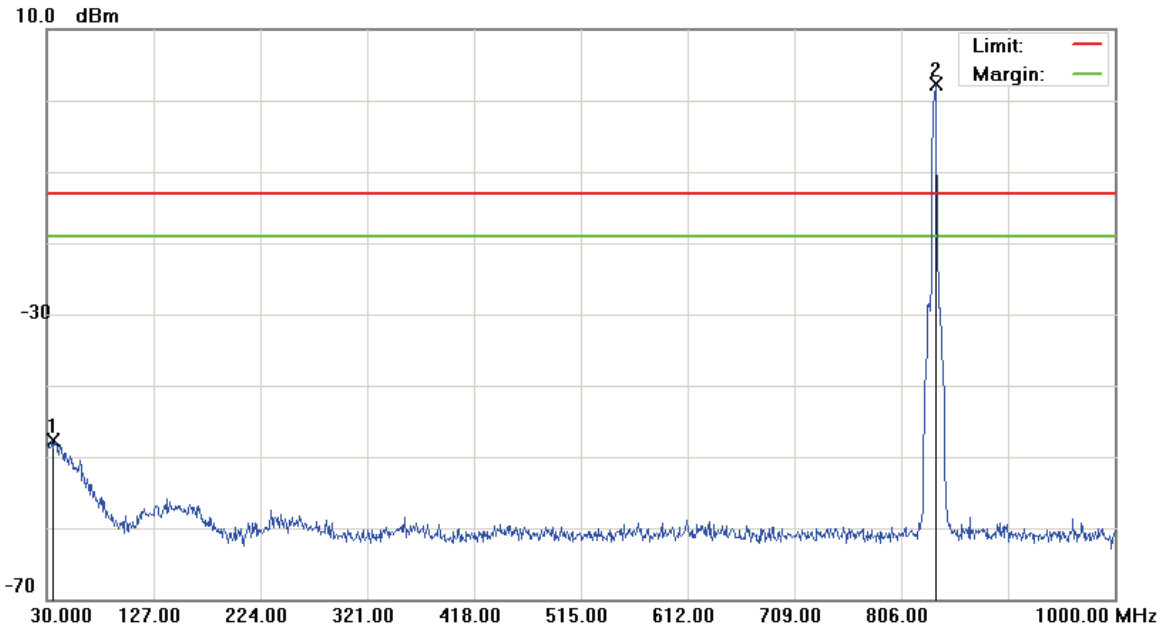
*:Maximum data x:Over limit !:over margin

File :AC791L(CH384)

Data :#3

Date: 2015/5/5

Time: 下午 02:02:49



Site: site #1

 Polarization: **Conducted Power**

Temperature: 26 °C

Limit: FCC Part 22 conducted(9k-12.75G)

Power: DC 3.8V

Humidity: 55 %

EUT: Mobile Hot Spot

Distance:

RBW: 100 KHz VBW: 300 KHz

M/N: AC791L

Mode: CDMA Cellular

Note:

No.	Mk.	Freq. MHz	Reading Level dBm	Correct Factor dB	Measure- ment dBm	Limit dBm	Over dB	Antenna Height cm	Table Degree degree	Comment
1		35.3350	-64.40	16.61	-47.79	-13.00	-34.79	peak		
2	*	837.0400	-1.73	3.96	2.23	-13.00	15.23	peak		Tx

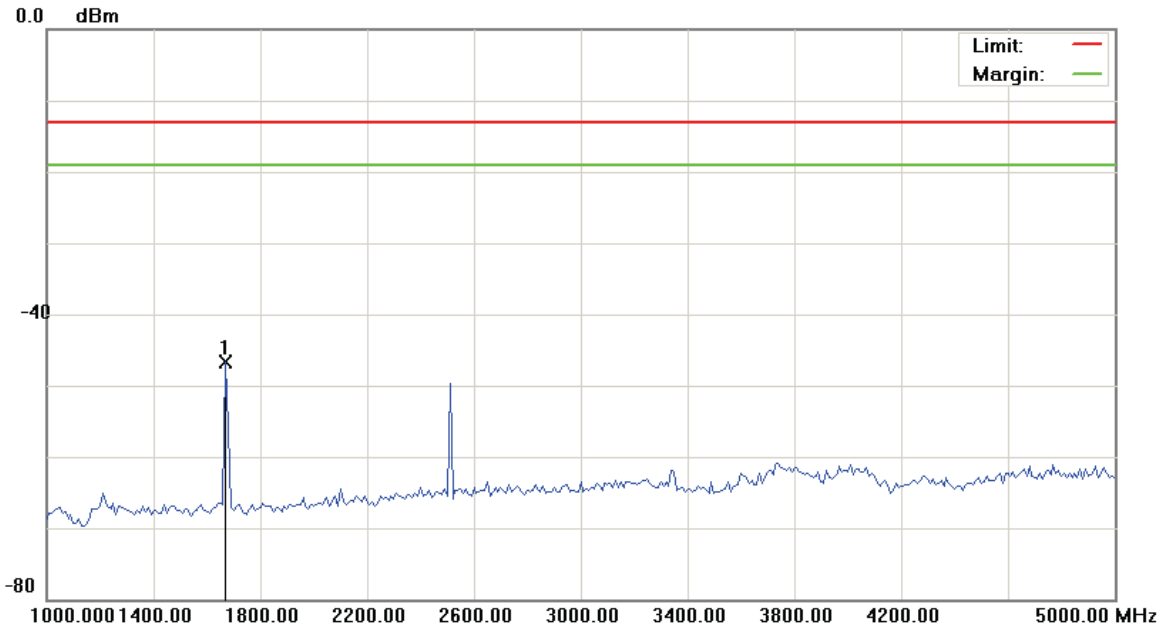
*:Maximum data x:Over limit !:over margin

File :AC791L(CH384)

Data :#4

Date: 2015/5/5

Time: 下午 02:28:29



Site: site #1	Polarization: Conducted Power	Temperature: 26 °C
Limit: FCC Part 22 conducted(9k-12.75G)	Power: DC 3.8V	Humidity: 55 %
EUT: Mobile Hot Spot	Distance:	RBW: 1000 KHz VBW: 3000 KHz
M/N: AC791L		
Mode: CDMA Cellular		
Note:		

No.	Mk.	Freq. MHz	Reading Level dBm	Correct Factor dB	Measure- ment dBm	Limit dBm	Over dB	Antenna Height cm	Table Degree degree	Comment
1	*	1670.000	-51.22	4.46	-46.76	-13.00	-33.76	peak		

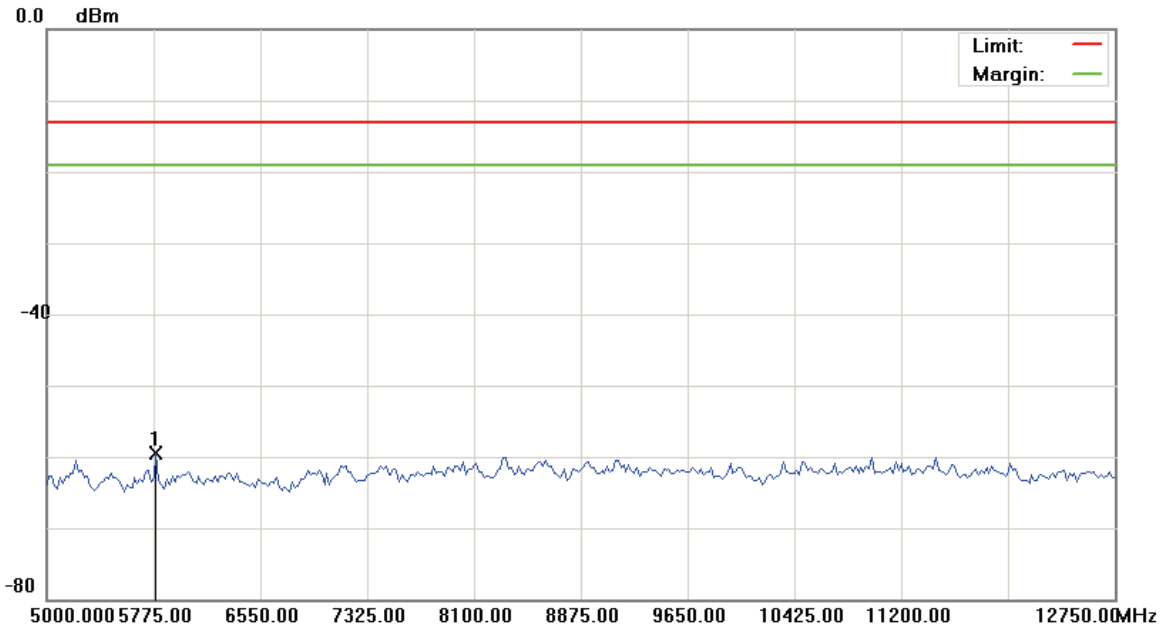
*:Maximum data x:Over limit !:over margin

File :AC791L(CH384)

Data :#5

Date: 2015/5/5

Time: 下午 02:28:49



Site: site #1	Polarization: Conducted Power	Temperature: 26 °C
Limit: FCC Part 22 conducted(9k-12.75G)	Power: DC 3.8V	Humidity: 55 %
EUT: Mobile Hot Spot	Distance:	RBW: 1000 KHz VBW: 3000 KHz
M/N: AC791L		
Mode: CDMA Cellular		
Note:		

No.	Mk.	Freq.	Reading Level	Correct Factor	Measurement	Limit	Over	Antenna Height	Table Degree	
		MHz	dBm	dB	dBm	dBm	dB	cm	degree	Comment
1	*	5794.375	-64.59	5.18	-59.41	-13.00	-46.41			peak

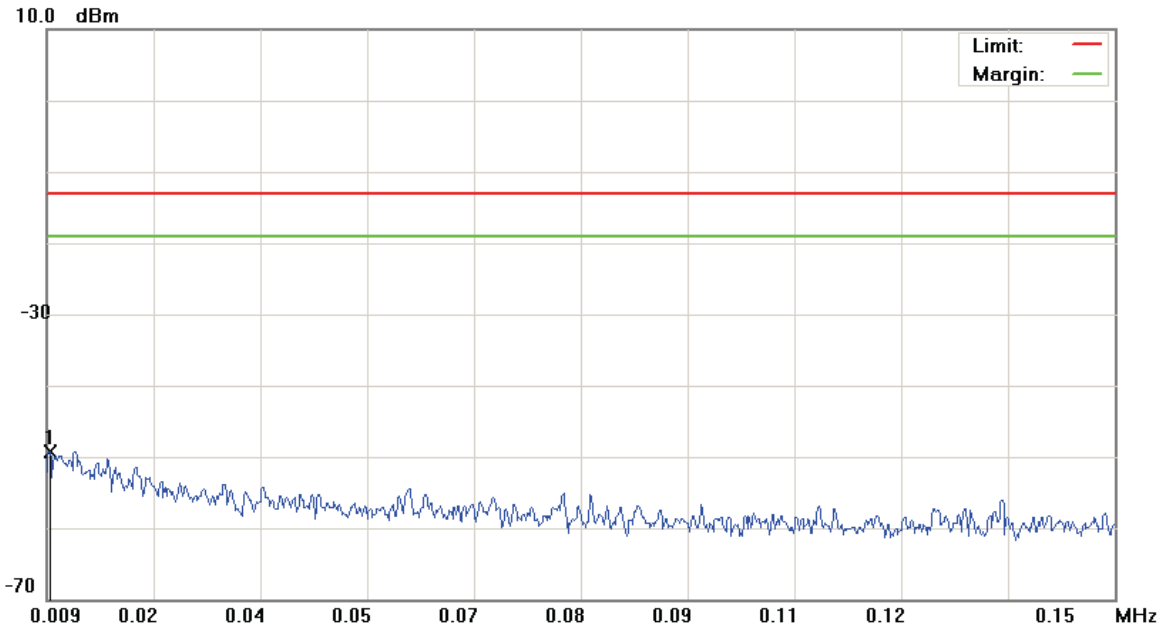
*:Maximum data x:Over limit !:over margin

File :AC791L(CH777)

Data :#1

Date: 2015/5/5

Time: 下午 02:04:53



Site: site #1	Polarization: Conducted Power	Temperature: 26 °C
Limit: FCC Part 22 conducted(9k-12.75G)	Power: DC 3.8V	Humidity: 55 %
EUT: Mobile Hot Spot	Distance:	RBW: 1 KHz VBW: 3 KHz
M/N: AC791L		
Mode: CDMA Cellular		
Note:		

No.	Mk.	Freq.	Reading Level	Correct Factor	Measurement	Limit	Over	Antenna Height	Table Degree	
		MHz	dBm	dB	dBm	dBm	dB	cm	degree	Comment
1	*	0.0094	-79.84	30.58	-49.26	-13.00	-36.26			peak

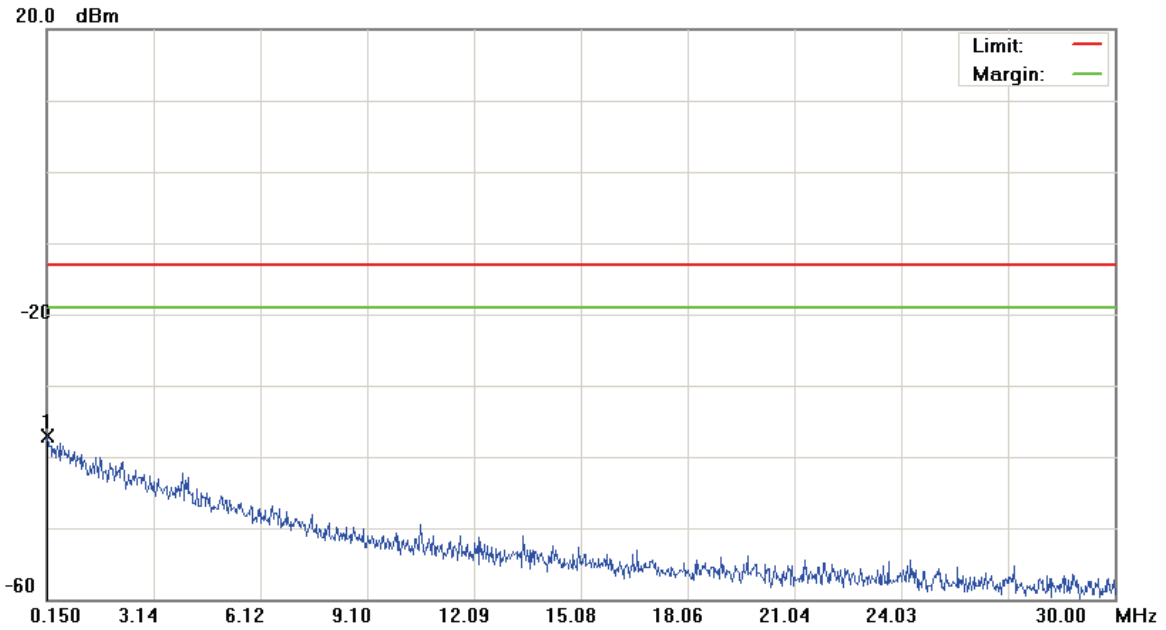
*:Maximum data x:Over limit !:over margin

File :AC791L(CH777)

Data :#2

Date: 2015/5/5

Time: 下午 02:05:18



Site: site #1

 Polarization: **Conducted Power**

Temperature: 26 °C

Limit: FCC Part 22 conducted(9k-12.75G)

Power: DC 3.8V

Humidity: 55 %

EUT: Mobile Hot Spot

Distance:

RBW: 10 KHz VBW: 30 KHz

M/N: AC791L

Mode: CDMA Cellular

Note:

No.	Mk.	Freq.	Reading Level	Correct Factor	Measurement	Limit	Over	Antenna Height	Table Degree	
		MHz	dBm	dB	dBm	dBm	dB	cm	degree	Comment
1	*	0.1798	-67.77	30.75	-37.02	-13.00	-24.02			peak

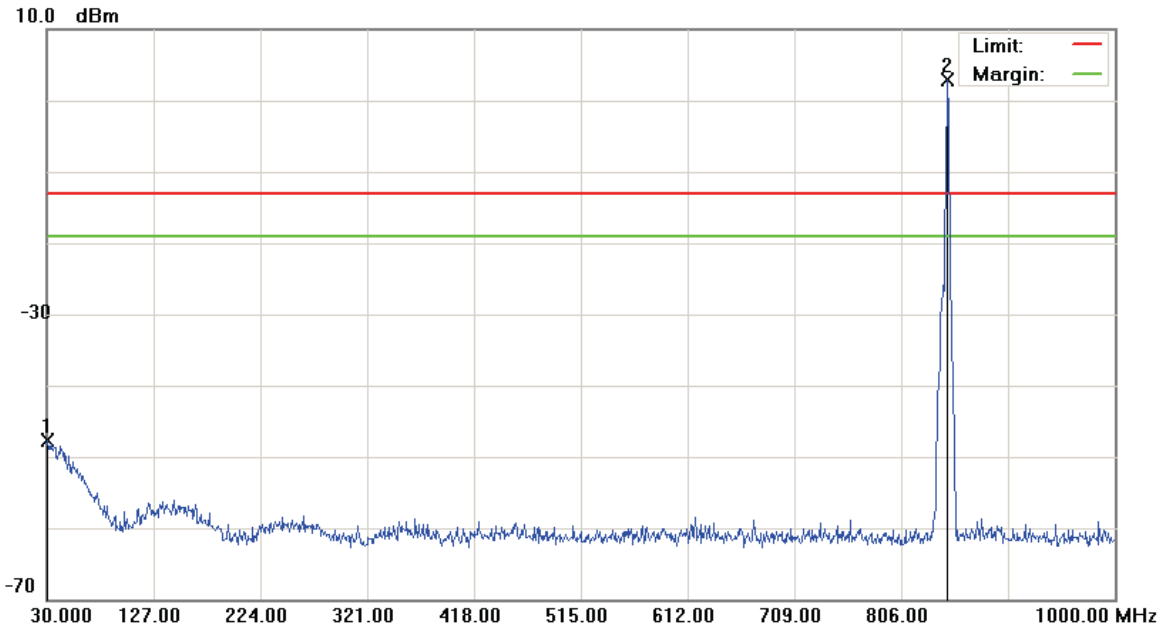
*:Maximum data x:Over limit !:over margin

File :AC791L(CH777)

Data :#3

Date: 2015/5/5

Time: 下午 02:05:42



Site: site #1

Polarization: Conducted Power

Temperature: 26 °C

Limit: FCC Part 22 conducted(9k-12.75G)

Power: DC 3.8V

Humidity: 55 %

EUT: Mobile Hot Spot

Distance:

RBW: 100 KHz VBW: 300 KHz

M/N: AC791L

Mode: CDMA Cellular

Note:

No.	Mk.	Freq. MHz	Reading Level dBm	Correct Factor dB	Measure- ment dBm	Limit dBm	Over dB	Antenna Height cm	Table Degree degree	Comment
1		30.9700	-64.81	17.10	-47.71	-13.00	-34.71	peak		
2	*	847.7100	-1.10	3.98	2.88	-13.00	15.88	peak		Tx

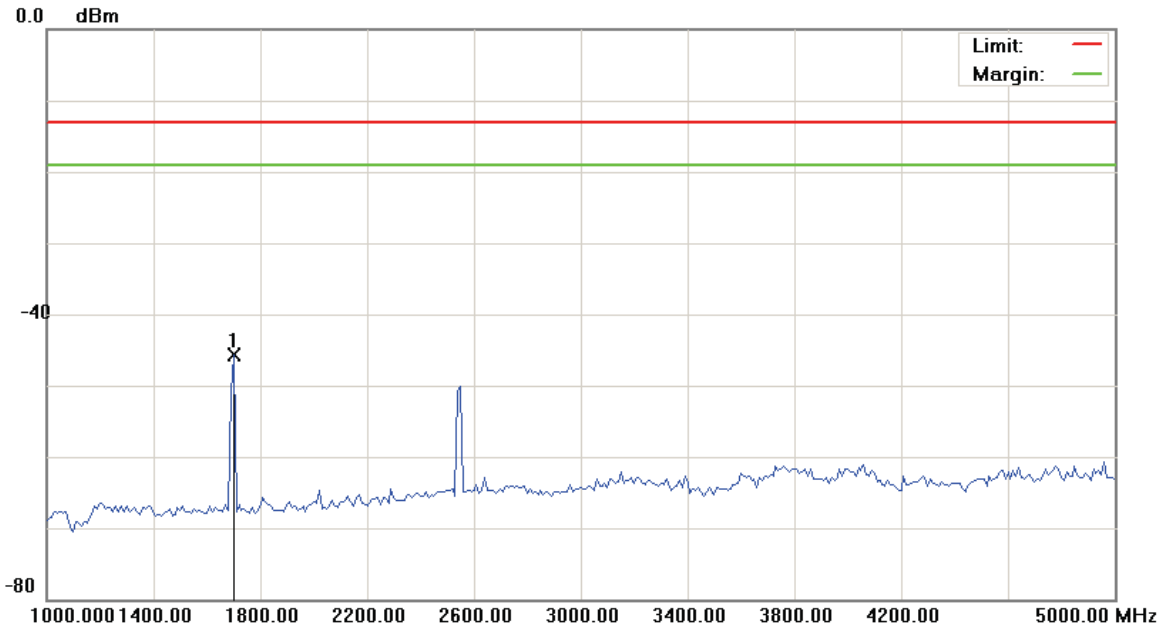
*:Maximum data x:Over limit !:over margin

File :AC791L(CH777)

Data :#4

Date: 2015/5/5

Time: 下午 02:29:55



Site: site #1	Polarization: Conducted Power	Temperature: 26 °C
Limit: FCC Part 22 conducted(9k-12.75G)	Power: DC 3.8V	Humidity: 55 %
EUT: Mobile Hot Spot	Distance:	RBW: 1000 KHz VBW: 3000 KHz
M/N: AC791L		
Mode: CDMA Cellular		
Note:		

No.	Mk.	Freq. MHz	Reading Level dBm	Correct Factor dB	Measure- ment dBm	Limit dBm	Over dB	Antenna Height cm	Table Degree degree	Comment
1	*	1700.000	-50.10	4.48	-45.62	-13.00	-32.62	peak		

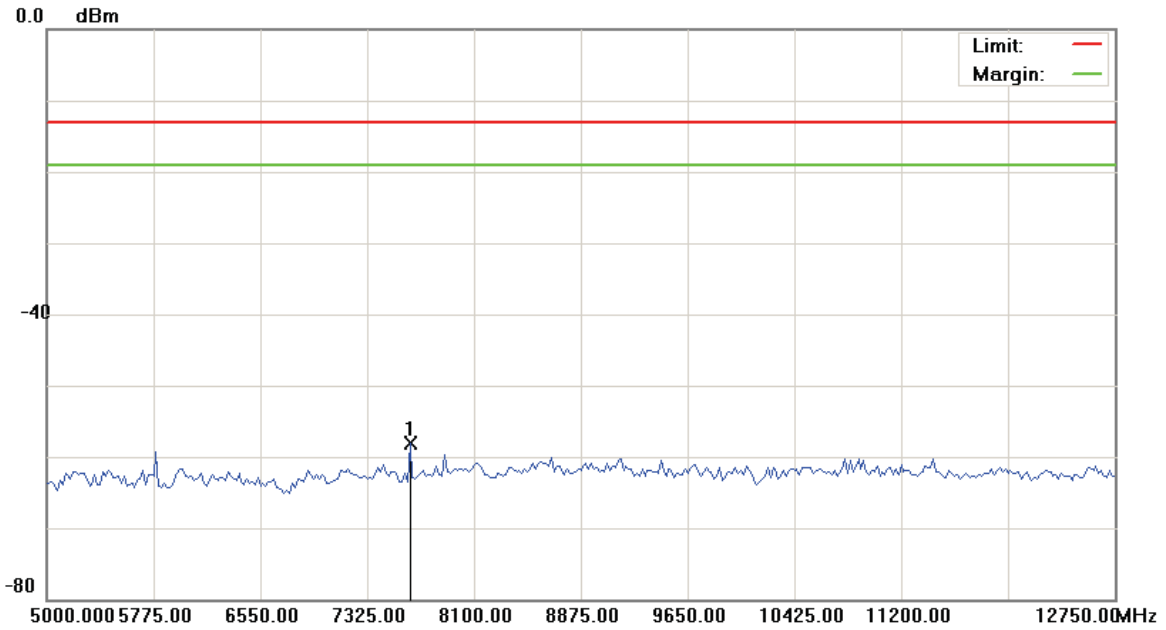
*:Maximum data x:Over limit !:over margin

File :AC791L(CH777)

Data :#5

Date: 2015/5/5

Time: 下午 02:30:14



Site: site #1	Polarization: Conducted Power	Temperature: 26 °C
Limit: FCC Part 22 conducted(9k-12.75G)	Power: DC 3.8V	Humidity: 55 %
EUT: Mobile Hot Spot	Distance:	RBW: 1000 KHz VBW: 3000 KHz
M/N: AC791L		
Mode: CDMA Cellular		
Note:		

No.	Mk.	Freq. MHz	Reading Level dBm	Correct Factor dB	Measure- ment dBm	Limit dBm	Over dB	Antenna Height cm	Table Degree degree	Comment
1	*	7635.000	-63.09	5.08	-58.01	-13.00	-45.01	peak		

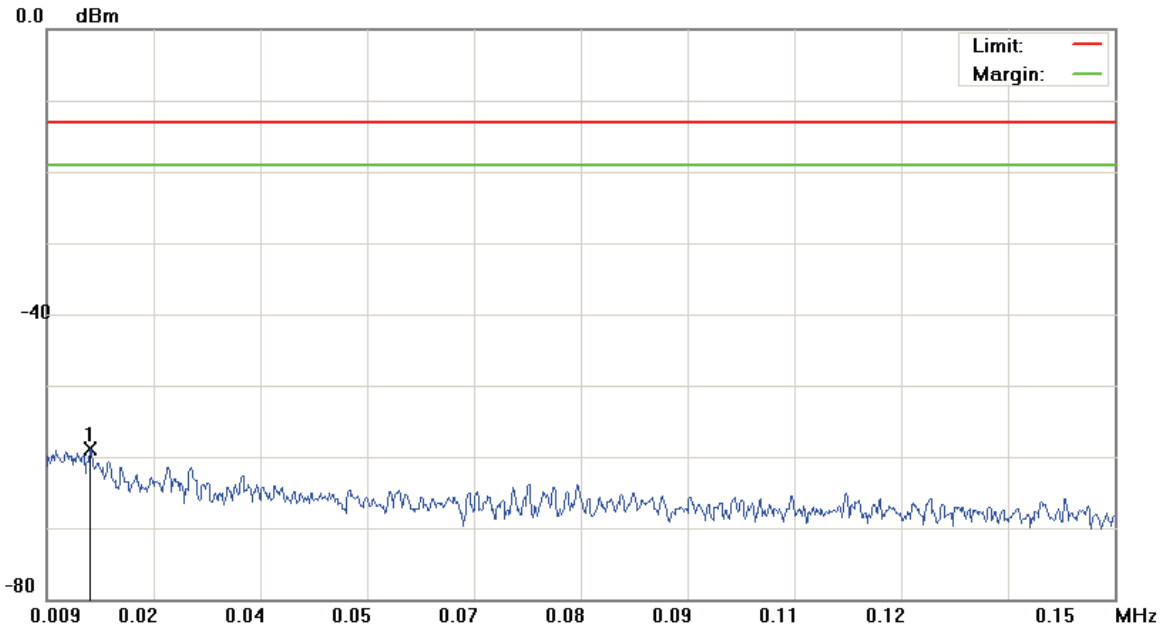
*:Maximum data x:Over limit !:over margin

File :AC791L(CH25)

Data :#1

Date: 2015/5/5

Time: 下午 01:49:58



Site: site #1	Polarization: Conducted Power	Temperature: 26 °C
Limit: FCC Part 24 conducted(9k-26.5G)	Power: DC 3.8V	Humidity: 55 %
EUT: Mobile Hot Spot	Distance:	RBW: 1 KHz VBW: 3 KHz
M/N: AC791L		
Mode: CDMA PCS		
Note:		

No.	Mk.	Freq. MHz	Reading Level dBm	Correct Factor dB	Measure- ment dBm	Limit dBm	Over dB	Antenna Height cm	Table Degree degree	Comment
1	*	0.0148	-70.34	11.39	-58.95	-13.00	-45.95	peak		

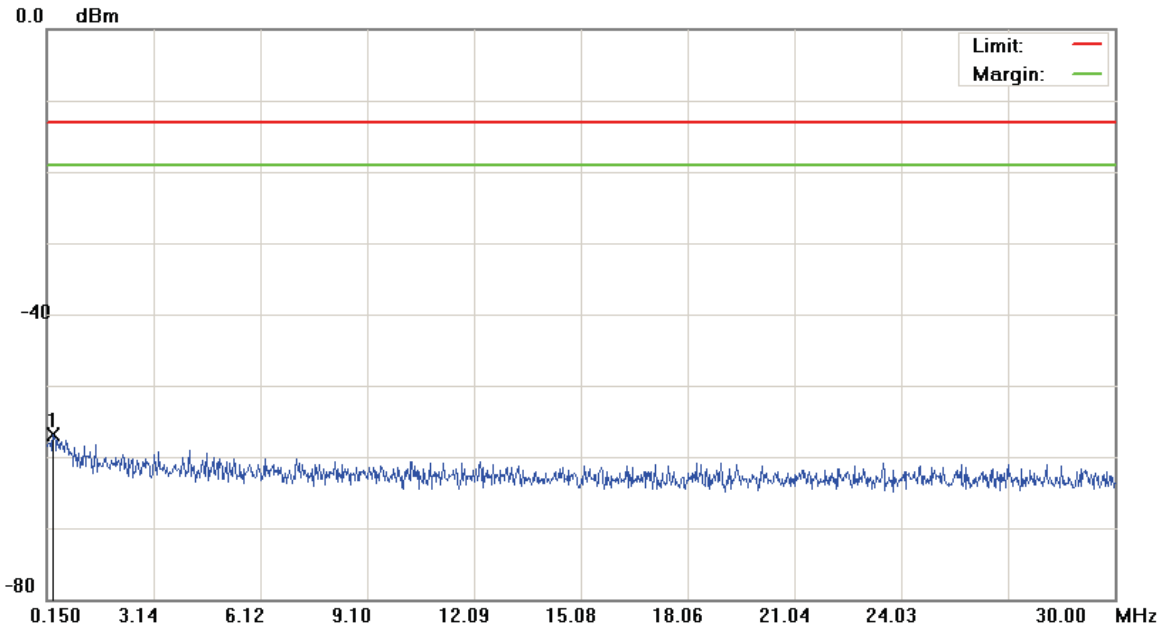
*:Maximum data x:Over limit !:over margin

File :AC791L(CH25)

Data :#2

Date: 2015/5/5

Time: 下午 01:50:22



Site: site #1

 Polarization: **Conducted Power**

Temperature: 26 °C

Limit: FCC Part 24 conducted(9k-26.5G)

Power: DC 3.8V

Humidity: 55 %

EUT: Mobile Hot Spot

Distance:

RBW: 10 KHz VBW: 30 KHz

M/N: AC791L

Mode: CDMA PCS

Note:

No.	Mk.	Freq.	Reading Level	Correct Factor	Measurement	Limit	Over	Antenna Height	Table Degree	
		MHz	dBm	dB	dBm	dBm	dB	cm	degree	Comment
1	*	0.3291	-69.53	12.67	-56.86	-13.00	-43.86			peak

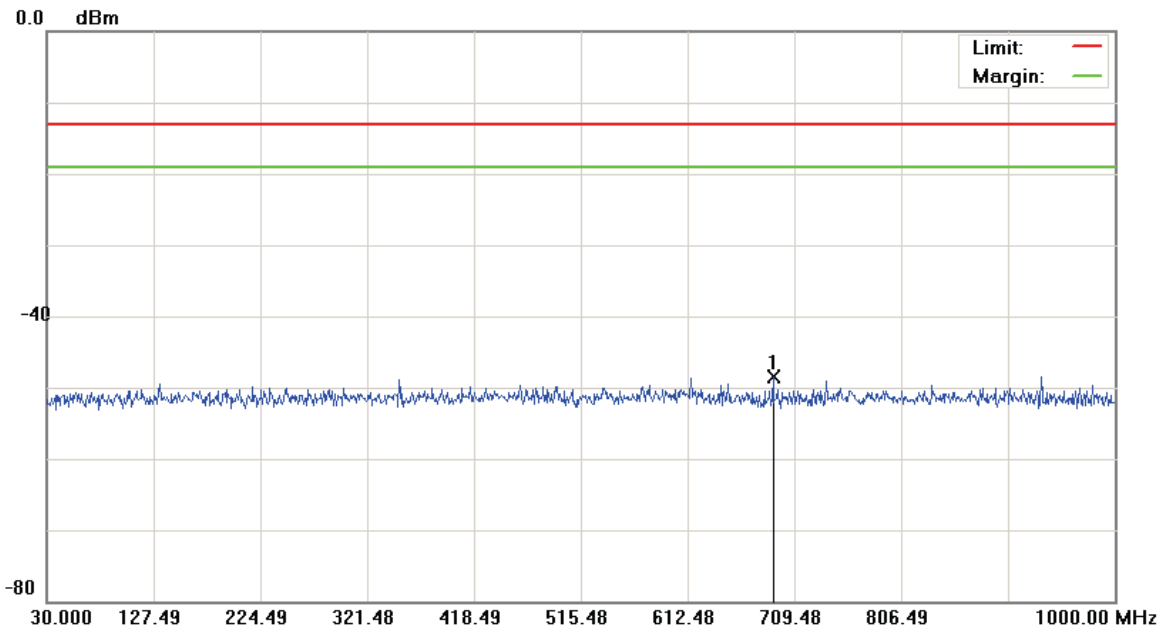
*:Maximum data x:Over limit !:over margin

File :AC791L(CH25)

Data :#3

Date: 2015/5/5

Time: 下午 01:50:46



Site: site #1	Polarization: Conducted Power	Temperature: 26 °C
Limit: FCC Part 24 conducted(9k-26.5G)	Power: DC 3.8V	Humidity: 55 %
EUT: Mobile Hot Spot	Distance:	RBW: 100 KHz VBW: 300 KHz
M/N: AC791L		
Mode: CDMA PCS		
Note:		

No.	Mk.	Freq.	Reading Level	Correct Factor	Measurement	Limit	Over	Antenna Height	Table Degree	
		MHz	dBm	dB	dBm	dBm	dB	cm	degree	Comment
1	*	690.0850	-61.60	13.12	-48.48	-13.00	-35.48			peak

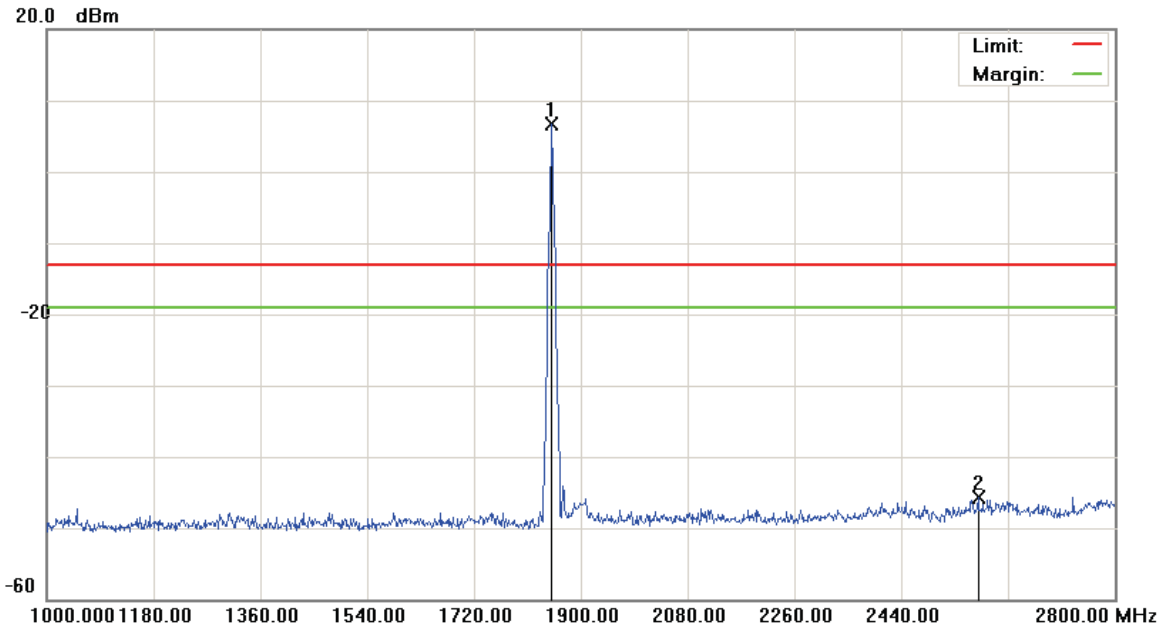
*:Maximum data x:Over limit !:over margin

File :AC791L(CH25)

Data :#4

Date: 2015/5/5

Time: 下午 01:54:23



Site: site #1	Polarization: Conducted Power	Temperature: 26 °C
Limit: FCC Part 24 conducted(9k-26.5G)	Power: DC 3.8V	Humidity: 55 %
EUT: Mobile Hot Spot	Distance:	RBW: 1000 KHz VBW: 3000 KHz
M/N: AC791L		
Mode: CDMA PCS		
Note:		

No.	Mk.	Freq. MHz	Reading Level dBm	Correct Factor dB	Measure- ment dBm	Limit dBm	Over dB	Detector	Antenna Height cm	Table Degree degree	Comment
1	*	1851.400	2.41	4.26	6.67	-13.00	19.67	peak			Tx
2		2569.600	-51.04	5.33	-45.71	-13.00	-32.71	peak			

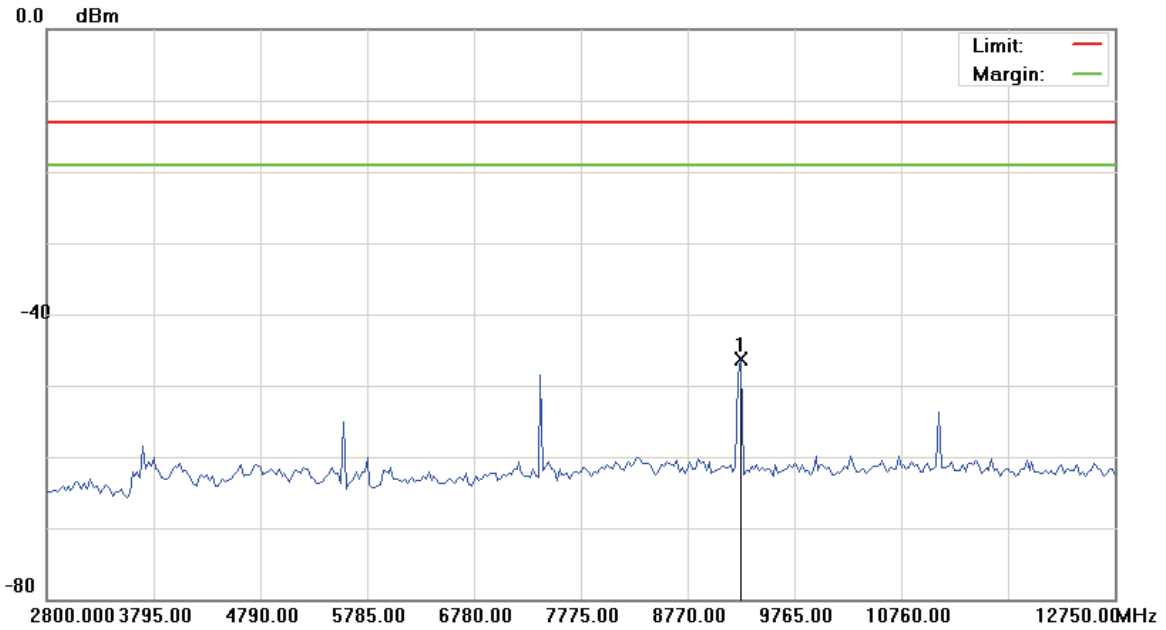
*:Maximum data x:Over limit !:over margin

File :AC791L(CH25)

Data :#5

Date: 2015/5/5

Time: 下午 02:33:47



Site: site #1	Polarization: Conducted Power	Temperature: 26 °C
Limit: FCC Part 24 conducted(9k-26.5G)	Power: DC 3.8V	Humidity: 55 %
EUT: Mobile Hot Spot	Distance:	RBW: 1000 KHz VBW: 3000 KHz
M/N: AC791L		
Mode: CDMA PCS		
Note:		

No.	Mk.	Freq. MHz	Reading Level dBm	Correct Factor dB	Measure- ment dBm	Limit dBm	Over dB	Antenna Height cm	Table Degree degree	Comment
1	*	9267.500	-51.75	5.49	-46.26	-13.00	-33.26	peak		

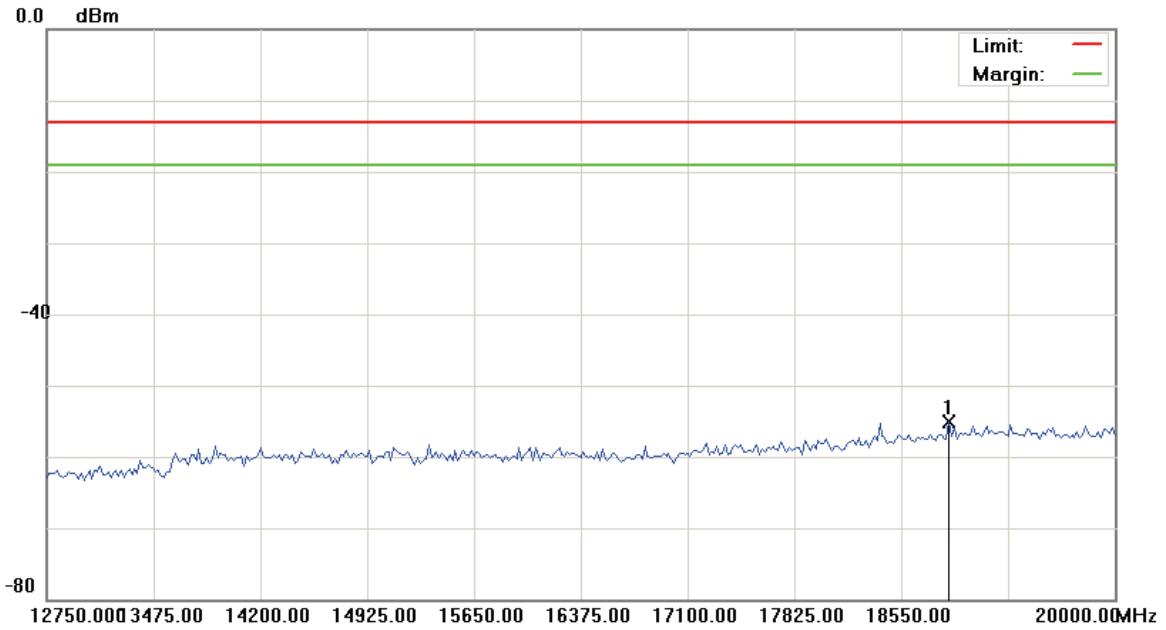
*:Maximum data x:Over limit !:over margin

File :AC791L(CH25)

Data :#6

Date: 2015/5/5

Time: 下午 02:34:06



Site: site #1	Polarization: Conducted Power	Temperature: 26 °C
Limit: FCC Part 24 conducted(9k-26.5G)	Power: DC 3.8V	Humidity: 55 %
EUT: Mobile Hot Spot	Distance:	RBW: 1000 KHz VBW: 3000 KHz
M/N: AC791L		
Mode: CDMA PCS		
Note:		

No.	Mk.	Freq. MHz	Reading Level dBm	Correct Factor dB	Measure- ment dBm	Limit dBm	Over dB	Antenna Height cm	Table Degree degree	Comment
1	*	18876.250	-62.25	7.12	-55.13	-13.00	-42.13	peak		

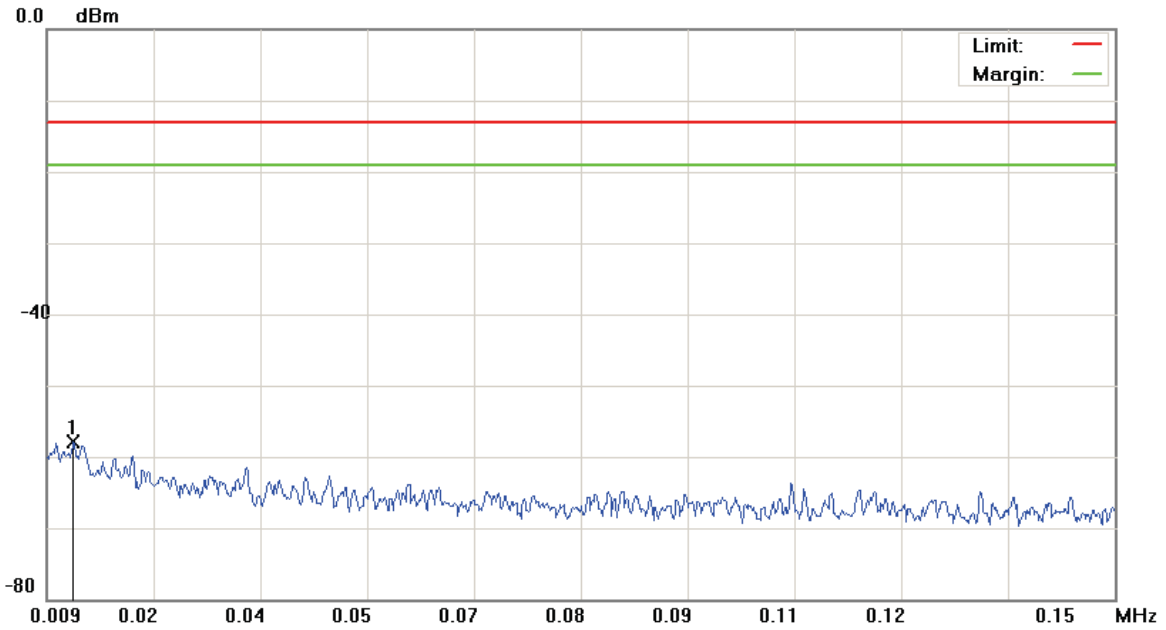
*:Maximum data x:Over limit !:over margin

File :AC791L(CH600)

Data :#1

Date: 2015/5/5

Time: 下午 01:39:50



Site: site #1	Polarization: Conducted Power	Temperature: 26 °C
Limit: FCC Part 24 conducted(9k-26.5G)	Power: DC 3.8V	Humidity: 55 %
EUT: Mobile Hot Spot	Distance:	RBW: 1 KHz VBW: 3 KHz
M/N: AC791L		
Mode: CDMA PCS		
Note:		

No.	Mk.	Freq.	Reading Level	Correct Factor	Measurement	Limit	Over	Antenna Height	Table Degree	
		MHz	dBm	dB	dBm	dBm	dB	cm	degree	Comment
1	*	0.0125	-69.34	11.36	-57.98	-13.00	-44.98			peak

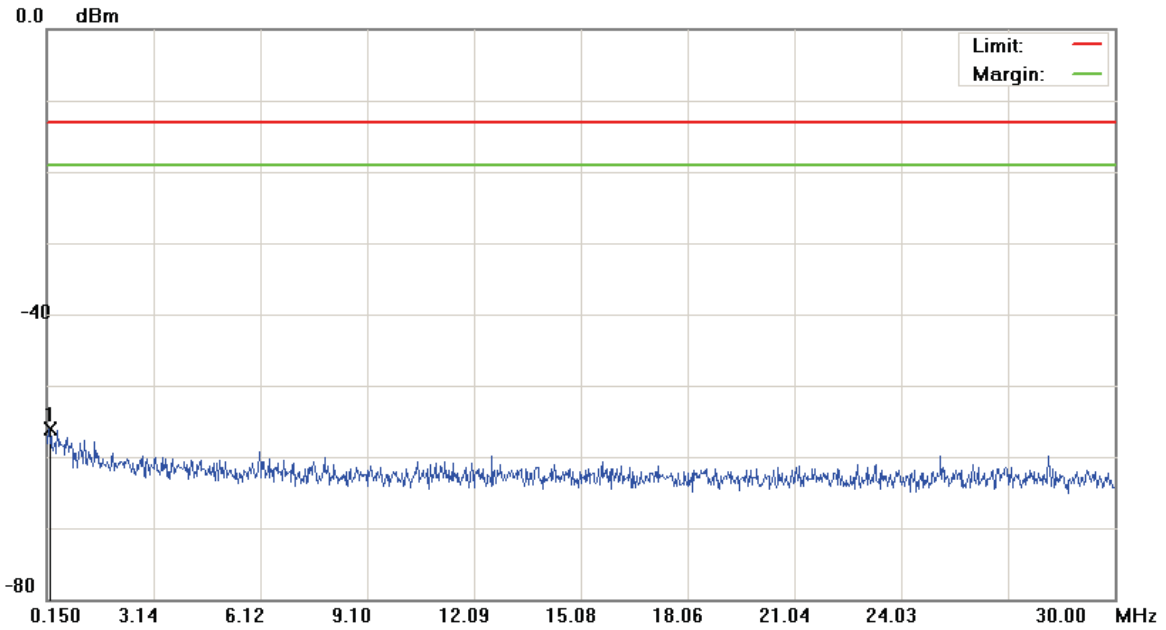
*:Maximum data x:Over limit !:over margin

File :AC791L(CH600)

Data :#2

Date: 2015/5/5

Time: 下午 01:40:14



Site: site #1	Polarization: Conducted Power	Temperature: 26 °C
Limit: FCC Part 24 conducted(9k-26.5G)	Power: DC 3.8V	Humidity: 55 %
EUT: Mobile Hot Spot	Distance:	RBW: 10 KHz VBW: 30 KHz
M/N: AC791L		
Mode: CDMA PCS		
Note:		

No.	Mk.	Freq. MHz	Reading Level dBm	Correct Factor dB	Measure- ment dBm	Limit dBm	Over dB	Antenna Height cm	Table Degree degree	Comment
1	*	0.2246	-68.56	12.47	-56.09	-13.00	-43.09	peak		

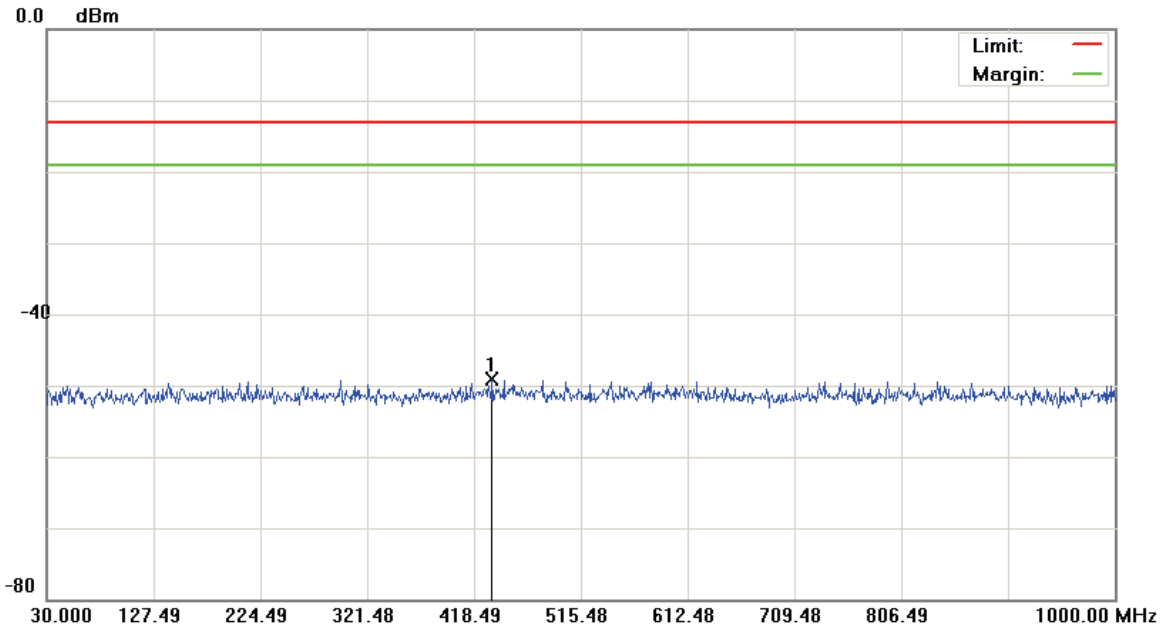
*:Maximum data x:Over limit !:over margin

File :AC791L(CH600)

Data :#3

Date: 2015/5/5

Time: 下午 01:40:38



Site: site #1	Polarization: Conducted Power	Temperature: 26 °C
Limit: FCC Part 24 conducted(9k-26.5G)	Power: DC 3.8V	Humidity: 55 %
EUT: Mobile Hot Spot	Distance:	RBW: 100 KHz VBW: 300 KHz
M/N: AC791L		
Mode: CDMA PCS		
Note:		

No.	Mk.	Freq. MHz	Reading Level dBm	Correct Factor dB	Measure- ment dBm	Limit dBm	Over dB	Antenna Height cm	Table Degree degree	Comment
1	*	434.4900	-62.38	13.25	-49.13	-13.00	-36.13	peak		

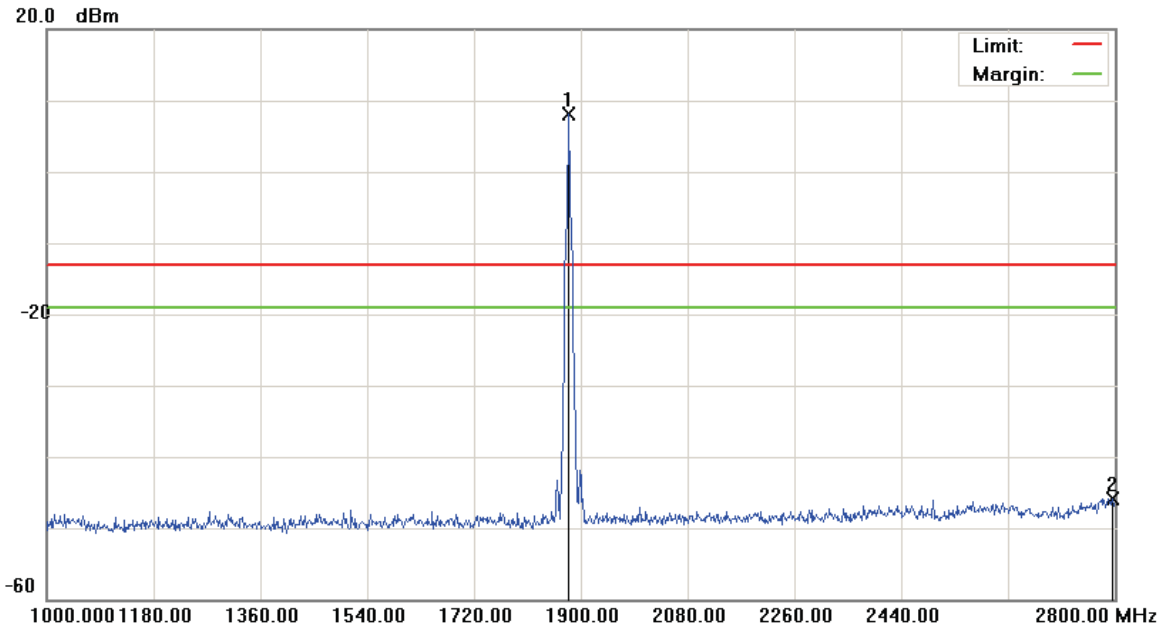
*:Maximum data x:Over limit !:over margin

File :AC791L(CH600)

Data :#4

Date: 2015/5/5

Time: 下午 01:55:27



Site: site #1

 Polarization: **Conducted Power**

Temperature: 26 °C

Limit: FCC Part 24 conducted(9k-26.5G)

Power: DC 3.8V

Humidity: 55 %

EUT: Mobile Hot Spot

Distance:

RBW: 1000 KHz VBW: 3000 KHz

M/N: AC791L

Mode: CDMA PCS

Note:

No.	Mk.	Freq. MHz	Reading Level dBm	Correct Factor dB	Measure- ment dBm	Limit dBm	Over dB	Detector	Antenna Height cm	Table Degree degree	Comment
1	*	1880.200	3.40	4.65	8.05	-13.00	21.05	peak			Tx
2		2796.400	-51.76	5.90	-45.86	-13.00	-32.86	peak			

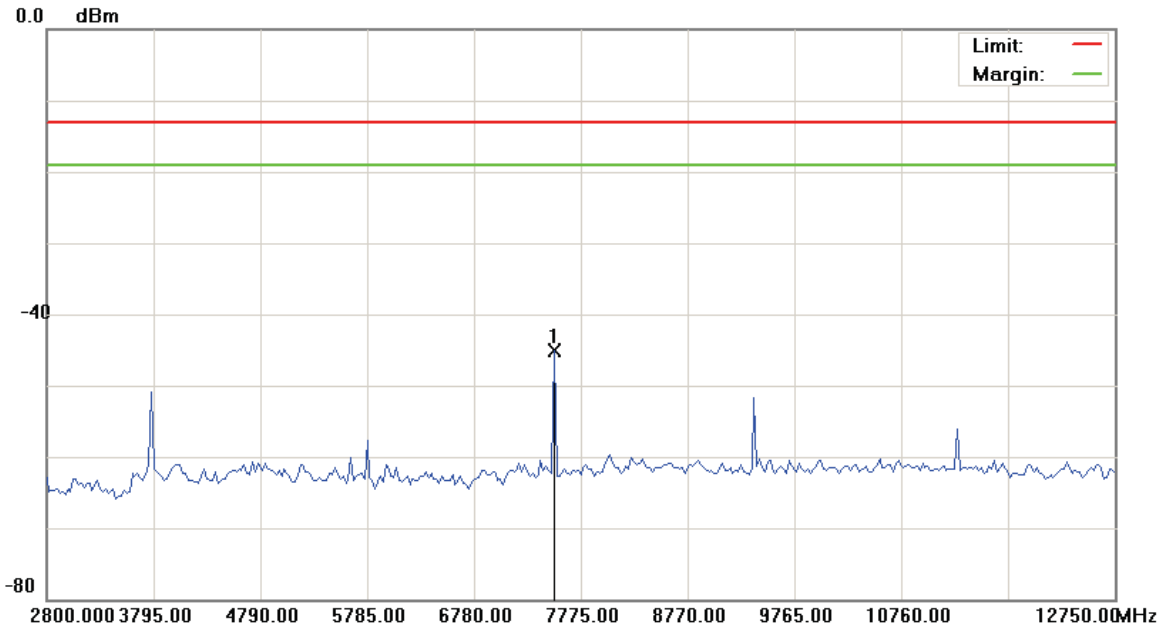
*:Maximum data x:Over limit !:over margin

File :AC791L(CH600)

Data :#5

Date: 2015/5/5

Time: 下午 02:34:52



Site: site #1	Polarization: Conducted Power	Temperature: 26 °C
Limit: FCC Part 24 conducted(9k-26.5G)	Power: DC 3.8V	Humidity: 55 %
EUT: Mobile Hot Spot	Distance:	RBW: 1000 KHz VBW: 3000 KHz
M/N: AC791L		
Mode: CDMA PCS		
Note:		

No.	Mk.	Freq. MHz	Reading Level dBm	Correct Factor dB	Measure- ment dBm	Limit dBm	Over dB	Antenna Height cm	Table Degree degree	Comment
1	*	7526.250	-50.24	5.05	-45.19	-13.00	-32.19	peak		

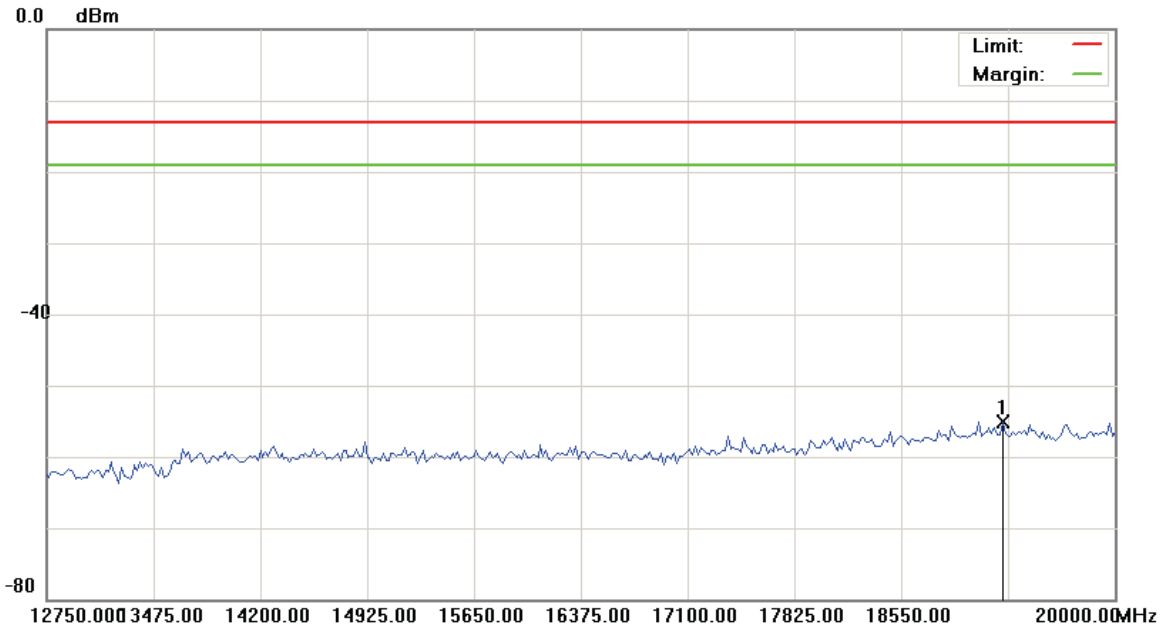
*:Maximum data x:Over limit !:over margin

File :AC791L(CH600)

Data :#6

Date: 2015/5/5

Time: 下午 02:35:11



Site: site #1	Polarization: Conducted Power	Temperature: 26 °C
Limit: FCC Part 24 conducted(9k-26.5G)	Power: DC 3.8V	Humidity: 55 %
EUT: Mobile Hot Spot	Distance:	RBW: 1000 KHz VBW: 3000 KHz
M/N: AC791L		
Mode: CDMA PCS		
Note:		

No.	Mk.	Freq. MHz	Reading Level dBm	Correct Factor dB	Measure- ment dBm	Limit dBm	Over dB	Antenna Height cm	Table Degree degree	Comment
1	*	19238.750	-62.23	7.22	-55.01	-13.00	-42.01	peak		

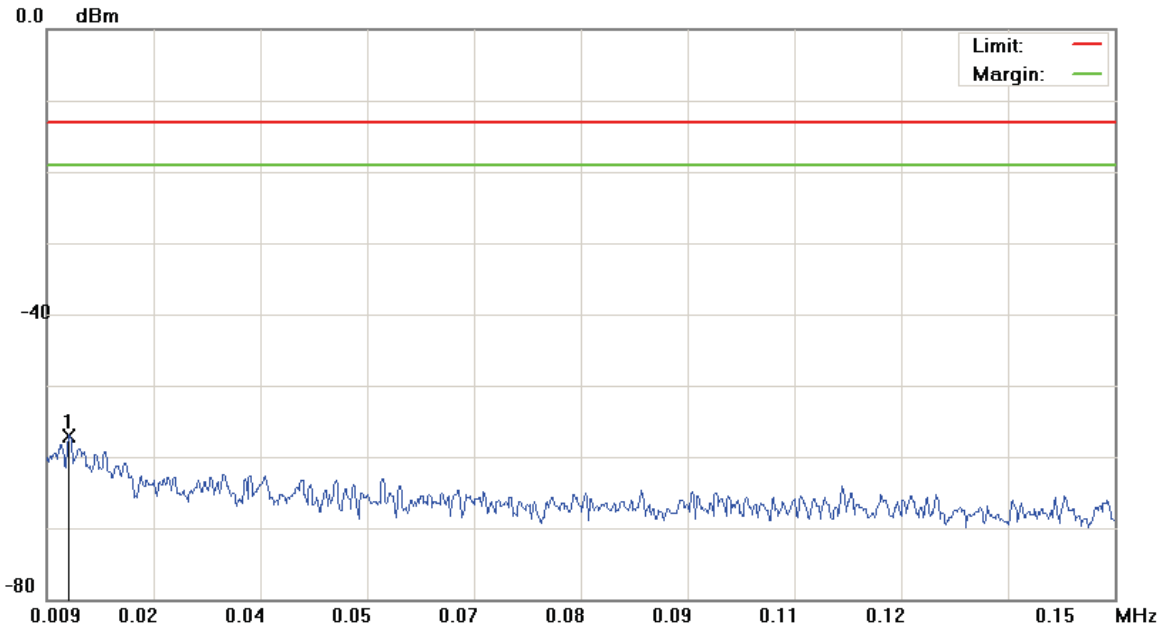
*:Maximum data x:Over limit !:over margin

File :AC791L(CH1175)

Data :#1

Date: 2015/5/5

Time: 下午 01:51:34



Site: site #1

 Polarization: **Conducted Power**

Temperature: 26 °C

Limit: FCC Part 24 conducted(9k-26.5G)

Power: DC 3.8V

Humidity: 55 %

EUT: Mobile Hot Spot

Distance:

RBW: 1 KHz VBW: 3 KHz

M/N: AC791L

Mode: CDMA PCS

Note:

No.	Mk.	Freq.	Reading Level	Correct Factor	Measurement	Limit	Over	Antenna Height	Table Degree	
		MHz	dBm	dB	dBm	dBm	dB	cm	degree	Comment
1	*	0.0120	-68.36	11.36	-57.00	-13.00	-44.00			peak

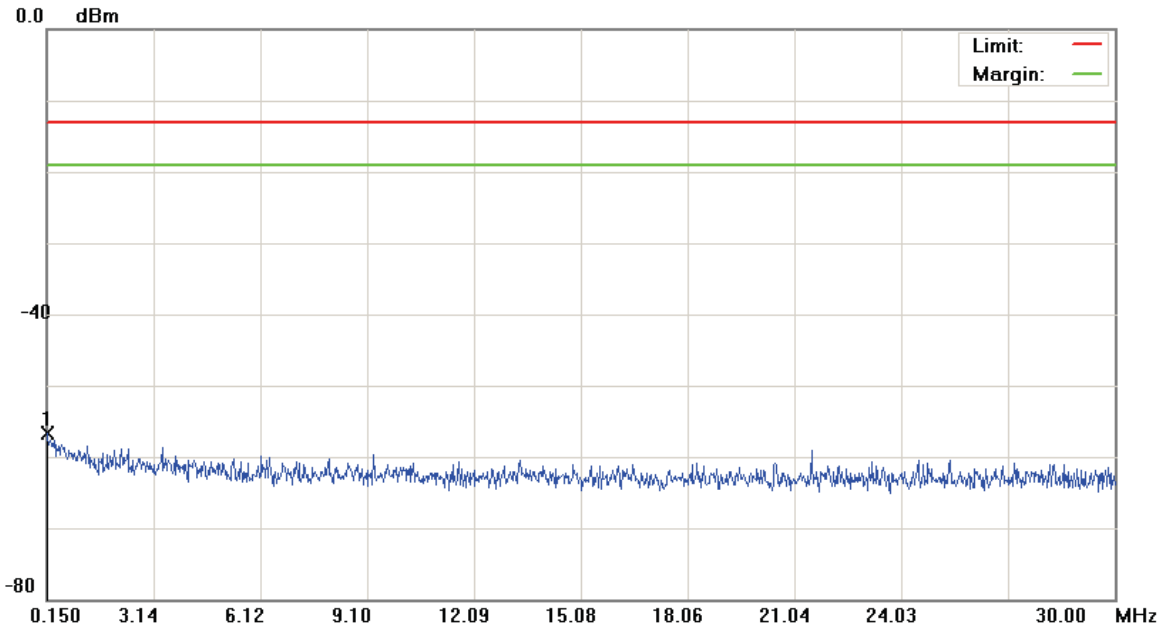
*:Maximum data x:Over limit !:over margin

File :AC791L(CH1175)

Data :#2

Date: 2015/5/5

Time: 下午 01:51:58



Site: site #1

Polarization: **Conducted Power**

Temperature: 26 °C

Limit: FCC Part 24 conducted(9k-26.5G)

Power: DC 3.8V

Humidity: 55 %

EUT: Mobile Hot Spot

Distance:

RBW: 10 KHz VBW: 30 KHz

M/N: AC791L

Mode: CDMA PCS

Note:

No.	Mk.	Freq.	Reading Level	Correct Factor	Measurement	Limit	Over	Antenna Height	Table Degree	
		MHz	dBm	dB	dBm	dBm	dB	cm	degree	Comment
1	*	0.1500	-69.12	12.47	-56.65	-13.00	-43.65			peak

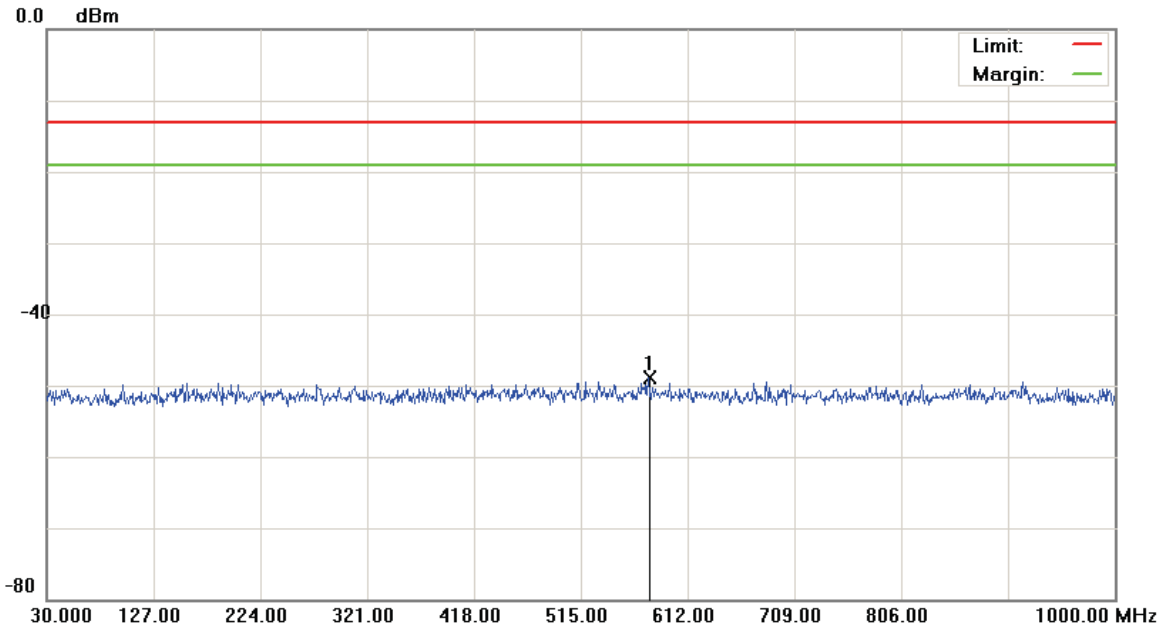
*:Maximum data x:Over limit !:over margin

File :AC791L(CH1175)

Data :#3

Date: 2015/5/5

Time: 下午 01:52:23



Site: site #1

 Polarization: **Conducted Power**

Temperature: 26 °C

Limit: FCC Part 24 conducted(9k-26.5G)

Power: DC 3.8V

Humidity: 55 %

EUT: Mobile Hot Spot

Distance:

RBW: 100 KHz VBW: 300 KHz

M/N: AC791L

Mode: CDMA PCS

Note:

No.	Mk.	Freq.	Reading Level	Correct Factor	Measurement	Limit	Over	Antenna Height	Table Degree	
		MHz	dBm	dB	dBm	dBm	dB	cm	degree	Comment
1	*	576.5950	-62.03	13.17	-48.86	-13.00	-35.86			peak

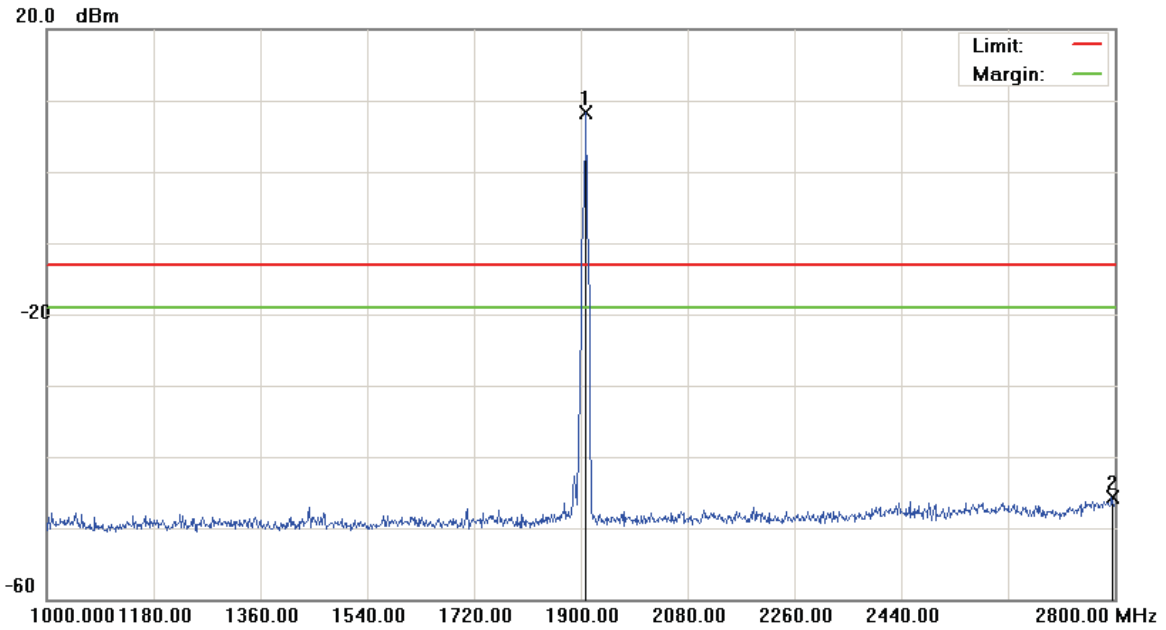
*:Maximum data x:Over limit !:over margin

File :AC791L(CH1175)

Data :#4

Date: 2015/5/5

Time: 下午 01:56:51



Site: site #1	Polarization: Conducted Power	Temperature: 26 °C
Limit: FCC Part 24 conducted(9k-26.5G)	Power: DC 3.8V	Humidity: 55 %
EUT: Mobile Hot Spot	Distance:	RBW: 1000 KHz VBW: 3000 KHz
M/N: AC791L		
Mode: CDMA PCS		
Note:		

No.	Mk.	Freq. MHz	Reading Level dBm	Correct Factor dB	Measure- ment dBm	Limit dBm	Over dB	Antenna Height cm	Table Degree degree	Comment
1	*	1909.000	2.58	5.80	8.38	-13.00	21.38	peak		Tx
2		2795.500	-51.51	5.90	-45.61	-13.00	-32.61	peak		

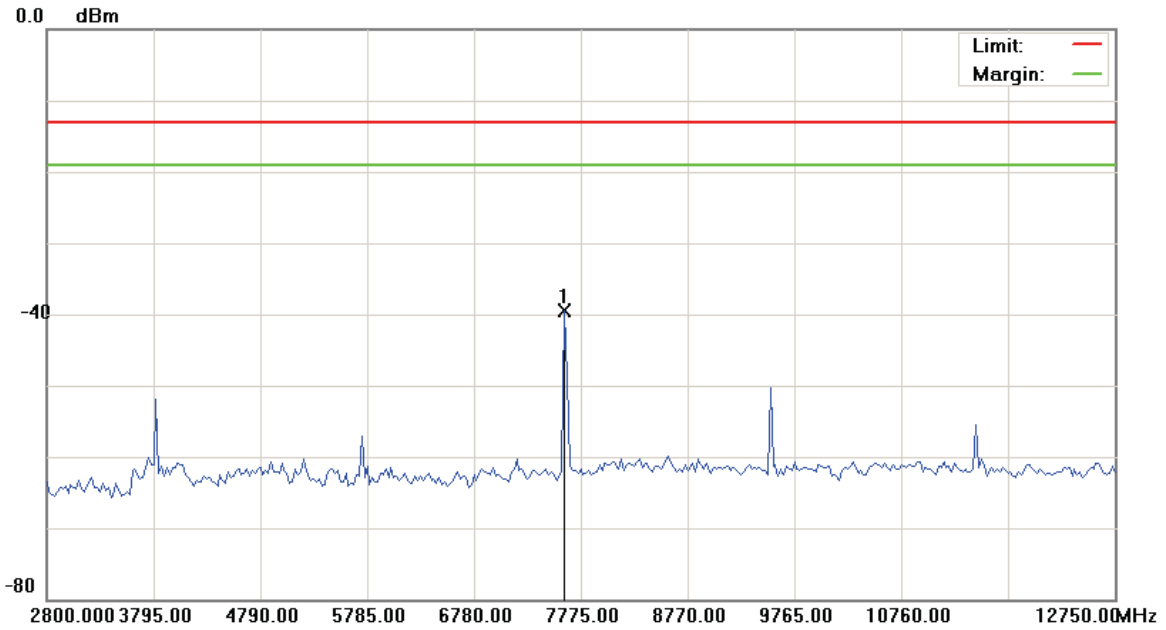
*:Maximum data x:Over limit !:over margin

File :AC791L(CH1175)

Data :#5

Date: 2015/5/5

Time: 下午 02:36:30



Site: site #1	Polarization: Conducted Power	Temperature: 26 °C
Limit: FCC Part 24 conducted(9k-26.5G)	Power: DC 3.8V	Humidity: 55 %
EUT: Mobile Hot Spot	Distance:	RBW: 1000 KHz VBW: 3000 KHz
M/N: AC791L		
Mode: CDMA PCS		
Note:		

No.	Mk.	Freq. MHz	Reading Level dBm	Correct Factor dB	Measure- ment dBm	Limit dBm	Over dB	Antenna Height cm	Table Degree degree	Comment
1	*	7625.750	-44.58	5.15	-39.43	-13.00	-26.43	peak		

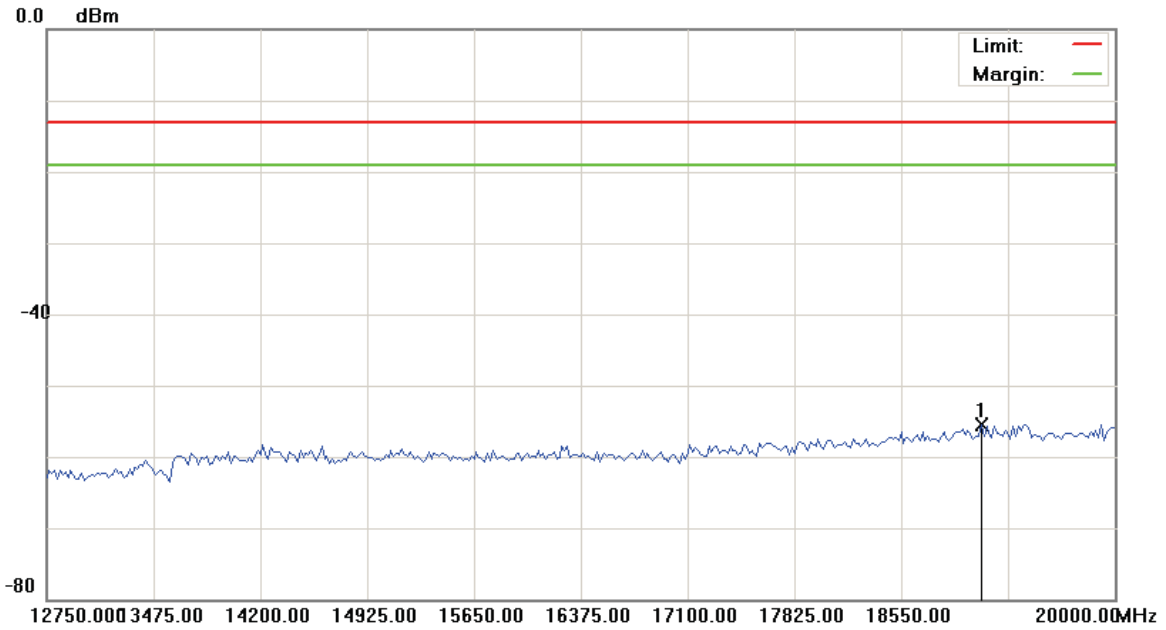
*:Maximum data x:Over limit !:over margin

File :AC791L(CH1175)

Data :#6

Date: 2015/5/5

Time: 下午 02:36:49



Site: site #1	Polarization: Conducted Power	Temperature: 26 °C
Limit: FCC Part 24 conducted(9k-26.5G)	Power: DC 3.8V	Humidity: 55 %
EUT: Mobile Hot Spot	Distance:	RBW: 1000 KHz VBW: 3000 KHz
M/N: AC791L		
Mode: CDMA PCS		
Note:		

No.	Mk.	Freq. MHz	Reading Level dBm	Correct Factor dB	Measure- ment dBm	Limit dBm	Over dB	Antenna Height cm	Table Degree degree	Comment
1	*	19093.750	-62.67	7.18	-55.49	-13.00	-42.49	peak		

*:Maximum data x:Over limit !:over margin

8 Field Strength of Spurious Radiation Test

8.1. Limit

The power of any emission outside of the authorized operating frequency ranges must be attenuated below the transmitting power (P) by a factor of at least $43 + 10\log(P)$ dB.

It is measured by means of a calibrated spectrum analyzer and scanned from 30 MHz up to a frequency including its 10th harmonic.

8.2. Test Instruments

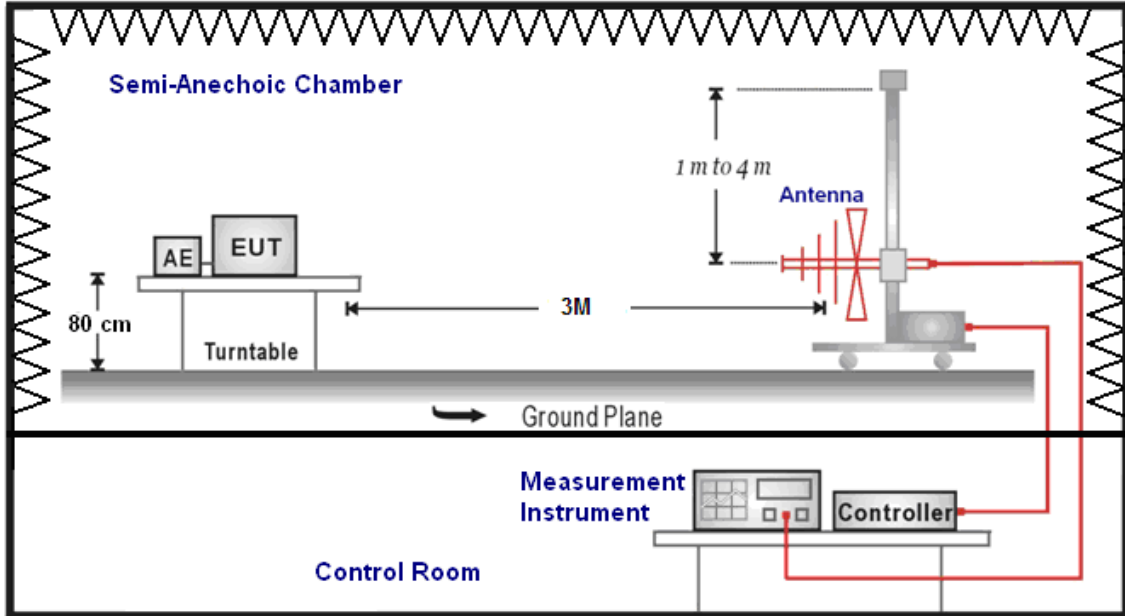
3 Meter Chamber					
Equipment	Manufacturer	Model Number	Serial Number	Cal. Date	Remark
RF Pre-selector	Agilent	N9039A	MY46520256	01/06/2015	(1)
Spectrum Analyzer	Agilent	E4446A	MY46180578	01/06/2015	(1)
Pre Amplifier	Agilent	8449B	3008A02237	02/24/2015	(1)
Pre Amplifier	Agilent	8447D	2944A10961	02/24/2015	(1)
Broadband Antenna (30MHz~1GHz)	SCHWARZBECK MESS-ELEKTRONIK	VULB9163	9163-270	07/22/2014	(1)
Horn Antenna (1~18GHz)	SCHWARZBECK MESS-ELEKTRONIK	BBHA9120D	9120D-550	06/11/2014	(1)
Horn Antenna (18~40GHz)	SCHWARZBECK MESS-ELEKTRONIK	BBHA9170	9170-320	07/02/2014	(1)
Test Site	ATL	TE01	888001	08/28/2014	(1)

Remark: ⁽¹⁾ Calibration period 1 year. ⁽²⁾ Calibration period 2 years.

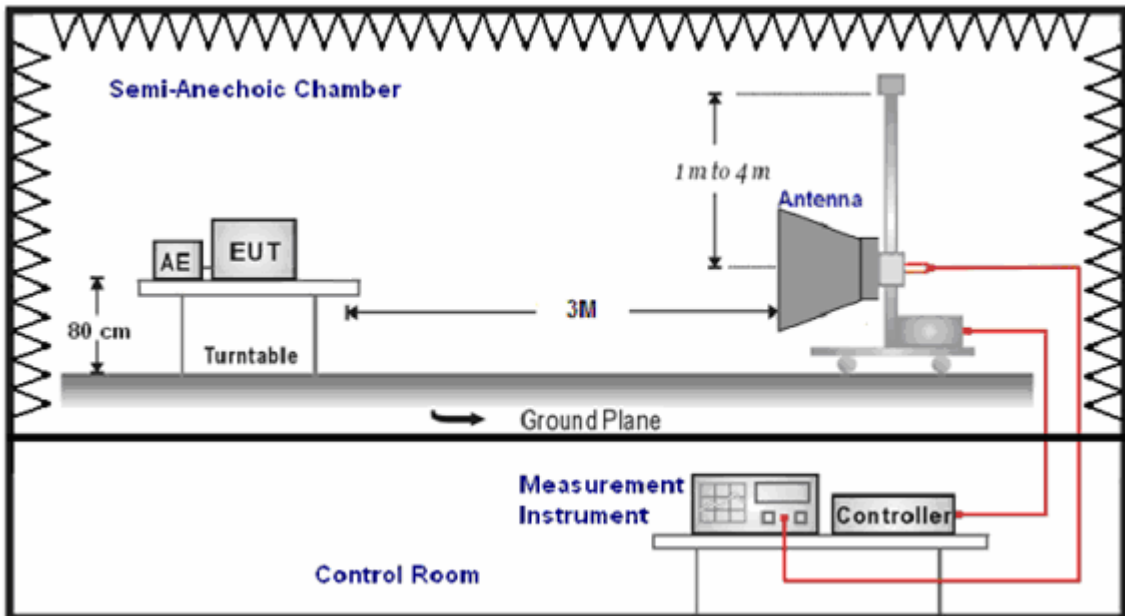
Note: N.C.R. = No Calibration Request.

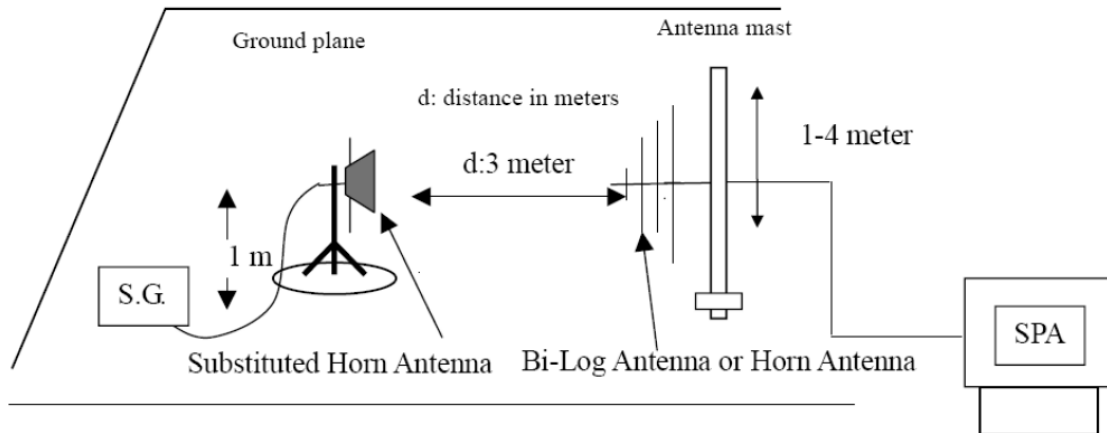
8.3. Setup

Below 1GHz



Above 1GHz





8.4. Test Procedure

- a. The EUT was set up for the maximum power with LTE link data modulation. The power was measured with Spectrum Analyzer. All measurements were done at 3 channels (low, middle and high operational frequency range). RWB and VBW is 1MHz for LTE and 5MHz for WCDMA mode.
- b. Radiation Emission measurement. In the semi-anechoic chamber, EUT placed on the 0.8m height of Turn Table, rotated the table around 360 degrees to search the maximum radiation power and receiver antenna shall be rotated vertical and horizontal polarization and moved height from 1m to 4m to find the maximum polar radiated power. The "Read Value" is the spectrum reading the maximum power value.
- c. The substitution horn antenna is substituted for EUT at the same position and signals generator export the CW signal to the substitution antenna via a TX cable. Rotated the Turn Table and moved receiving antenna to find the maximum radiation power. Adjust output power level of S.G to get a Value of spectrum reading equal to "Read Value" of step a. Record the power level of S.G.
- d. $E.I.R.P. = \text{Output power level of S.G} - \text{TX cable loss} + \text{Antenna gain of substitution horn}$
- e. $E.R.P. = E.I.R.P. - 2.15 \text{ dB}$

8.5. Uncertainty

The measurement uncertainty is defined as for Field Strength of Spurious Radiation measurement is $\pm 3.072 \text{ dB}$.

8.6. Test Result

Standard:	FCC Part 22	Test Distance:	3m
Test item:	Radiated Emission	Power:	AC 120V/60Hz
Model Number:	AC791L	Temp.(°C)/Hum.(%RH):	26(°C)/60%RH
Mode:	1	Date:	05/12/2015
Frequency:	824.2 MHz	Test By:	Eric Ou Yang

Frequency (MHz)	Reading (dBm)	Correct Factor (dB)	Result (dBm)	Limit (dBm)	Margin (dB)	Remark	Ant.Polar. H / V
202.5000	-64.61	2.79	-61.82	-13.00	-48.82	peak	H
304.5000	-77.18	-1.48	-78.66	-13.00	-65.66	peak	H
402.0000	-74.03	2.88	-71.15	-13.00	-58.15	peak	H
538.0000	-79.57	8.46	-71.11	-13.00	-58.11	peak	H
610.5000	-80.56	8.06	-72.50	-13.00	-59.50	peak	H
681.0000	-80.29	7.93	-72.36	-13.00	-59.36	peak	H
3316.000	-71.75	15.68	-56.07	-13.00	-43.07	peak	H
4828.000	-74.22	19.97	-54.25	-13.00	-41.25	peak	H
7084.000	-75.68	25.26	-50.42	-13.00	-37.42	peak	H
160.0000	-77.93	19.63	-58.30	-13.00	-45.30	peak	V
300.5000	-73.14	3.22	-69.92	-13.00	-56.92	peak	V
452.0000	-75.33	2.14	-73.19	-13.00	-60.19	peak	V
536.0000	-78.32	4.30	-74.02	-13.00	-61.02	peak	V
623.5000	-81.09	9.25	-71.84	-13.00	-58.84	peak	V
708.0000	-79.70	11.51	-68.19	-13.00	-55.19	peak	V
3244.000	-70.48	15.33	-55.15	-13.00	-42.15	peak	V
4876.000	-75.73	20.11	-55.62	-13.00	-42.62	peak	V
7120.000	-75.17	25.34	-49.83	-13.00	-36.83	peak	V

Standard:	FCC Part 22	Test Distance:	3m
Test item:	Radiated Emission	Power:	AC 120V/60Hz
Model Number:	AC791L	Temp.(°C)/Hum.(%RH):	26(°C)/60%RH
Mode:	1	Date:	05/12/2015
Frequency:	836.6 MHz	Test By:	Eric Ou Yang

Frequency (MHz)	Reading (dBm)	Correct Factor (dB)	Result (dBm)	Limit (dBm)	Margin (dB)	Remark	Ant.Polar. H / V
152.5000	-76.58	6.53	-70.05	-13.00	-57.05	peak	H
200.5000	-64.80	3.32	-61.48	-13.00	-48.48	peak	H
310.5000	-78.38	-1.05	-79.43	-13.00	-66.43	peak	H
407.0000	-73.64	3.15	-70.49	-13.00	-57.49	peak	H
555.5000	-79.07	8.13	-70.94	-13.00	-57.94	peak	H
667.5000	-80.32	7.89	-72.43	-13.00	-59.43	peak	H
3316.000	-71.49	15.68	-55.81	-13.00	-42.81	peak	H
4660.000	-74.79	19.45	-55.34	-13.00	-42.34	peak	H
7084.000	-74.90	25.26	-49.64	-13.00	-36.64	peak	H
160.5000	-76.48	19.09	-57.39	-13.00	-44.39	peak	V
299.5000	-74.31	3.21	-71.10	-13.00	-58.10	peak	V
448.5000	-75.24	2.10	-73.14	-13.00	-60.14	peak	V
542.0000	-77.81	4.51	-73.30	-13.00	-60.30	peak	V
635.0000	-80.29	9.17	-71.12	-13.00	-58.12	peak	V
737.5000	-80.85	11.56	-69.29	-13.00	-56.29	peak	V
3232.000	-71.51	15.27	-56.24	-13.00	-43.24	peak	V
4756.000	-74.28	19.75	-54.53	-13.00	-41.53	peak	V
7180.000	-74.77	25.47	-49.30	-13.00	-36.30	peak	V

Standard:	FCC Part 22	Test Distance:	3m
Test item:	Radiated Emission	Power:	AC 120V/60Hz
Model Number:	AC791L	Temp.(°C)/Hum.(%RH):	26(°C)/60%RH
Mode:	1	Date:	05/12/2015
Frequency:	848.8 MHz	Test By:	Eric Ou Yang

Frequency (MHz)	Reading (dBm)	Correct Factor (dB)	Result (dBm)	Limit (dBm)	Margin (dB)	Remark	Ant.Polar. H / V
158.5000	-78.91	8.03	-70.88	-13.00	-57.88	peak	H
202.0000	-64.49	2.92	-61.57	-13.00	-48.57	peak	H
399.0000	-73.19	2.68	-70.51	-13.00	-57.51	peak	H
546.0000	-78.67	8.37	-70.30	-13.00	-57.30	peak	H
621.0000	-80.45	8.04	-72.41	-13.00	-59.41	peak	H
697.5000	-79.80	7.99	-71.81	-13.00	-58.81	peak	H
3268.000	-70.52	15.44	-55.08	-13.00	-42.08	peak	H
4804.000	-75.37	19.89	-55.48	-13.00	-42.48	peak	H
7156.000	-75.53	25.42	-50.11	-13.00	-37.11	peak	H
160.5000	-76.87	19.09	-57.78	-13.00	-44.78	peak	V
295.5000	-74.18	2.88	-71.30	-13.00	-58.30	peak	V
443.0000	-75.83	2.01	-73.82	-13.00	-60.82	peak	V
536.0000	-77.59	4.30	-73.29	-13.00	-60.29	peak	V
632.5000	-81.05	9.19	-71.86	-13.00	-58.86	peak	V
716.0000	-80.86	11.77	-69.09	-13.00	-56.09	peak	V
3280.000	-71.84	15.50	-56.34	-13.00	-43.34	peak	V
4804.000	-74.61	19.89	-54.72	-13.00	-41.72	peak	V
7108.000	-75.84	25.32	-50.52	-13.00	-37.52	peak	V

Standard:	FCC Part 24	Test Distance:	3m
Test item:	Radiated Emission	Power:	AC 120V/60Hz
Model Number:	AC791L	Temp.(°C)/Hum.(%RH):	26(°C)/60%RH
Mode:	2	Date:	05/12/2015
Frequency:	1850.2 MHz	Test By:	Eric Ou Yang

Frequency (MHz)	Reading (dBm)	Correct Factor (dB)	Result (dBm)	Limit (dBm)	Margin (dB)	Remark	Ant.Polar. H / V
154.5000	-77.73	7.03	-70.70	-13.00	-57.70	peak	H
204.5000	-63.95	2.27	-61.68	-13.00	-48.68	peak	H
402.0000	-72.75	2.88	-69.87	-13.00	-56.87	peak	H
530.5000	-79.17	8.25	-70.92	-13.00	-57.92	peak	H
580.5000	-79.19	7.72	-71.47	-13.00	-58.47	peak	H
773.5000	-81.23	10.65	-70.58	-13.00	-57.58	peak	H
3232.000	-71.85	15.27	-56.58	-13.00	-43.58	peak	H
4756.000	-74.34	19.75	-54.59	-13.00	-41.59	peak	H
7132.000	-74.86	25.37	-49.49	-13.00	-36.49	peak	H
162.5000	-73.49	16.90	-56.59	-13.00	-43.59	peak	V
204.0000	-69.13	10.04	-59.09	-13.00	-46.09	peak	V
305.0000	-72.77	2.85	-69.92	-13.00	-56.92	peak	V
451.5000	-76.34	2.15	-74.19	-13.00	-61.19	peak	V
534.5000	-77.53	4.21	-73.32	-13.00	-60.32	peak	V
652.5000	-80.80	9.74	-71.06	-13.00	-58.06	peak	V
3244.000	-71.47	15.33	-56.14	-13.00	-43.14	peak	V
4768.000	-73.98	19.78	-54.20	-13.00	-41.20	peak	V
7168.000	-75.09	25.44	-49.65	-13.00	-36.65	peak	V

Standard:	FCC Part 24	Test Distance:	3m
Test item:	Radiated Emission	Power:	AC 120V/60Hz
Model Number:	AC791L	Temp.(°C)/Hum.(%RH):	26(°C)/60%RH
Mode:	2	Date:	05/12/2015
Frequency:	1880.0 MHz	Test By:	Eric Ou Yang

Frequency (MHz)	Reading (dBm)	Correct Factor (dB)	Result (dBm)	Limit (dBm)	Margin (dB)	Remark	Ant.Polar. H / V
156.5000	-78.31	7.53	-70.78	-13.00	-57.78	peak	H
201.5000	-64.49	3.06	-61.43	-13.00	-48.43	peak	H
303.0000	-76.68	-1.59	-78.27	-13.00	-65.27	peak	H
402.5000	-74.52	2.90	-71.62	-13.00	-58.62	peak	H
500.0000	-79.85	7.35	-72.50	-13.00	-59.50	peak	H
569.0000	-79.28	7.89	-71.39	-13.00	-58.39	peak	H
3232.000	-70.99	15.27	-55.72	-13.00	-42.72	peak	H
4732.000	-74.31	19.67	-54.64	-13.00	-41.64	peak	H
7156.000	-74.34	25.42	-48.92	-13.00	-35.92	peak	H
160.5000	-76.76	19.09	-57.67	-13.00	-44.67	peak	V
299.0000	-72.72	3.17	-69.55	-13.00	-56.55	peak	V
432.5000	-75.28	1.89	-73.39	-13.00	-60.39	peak	V
540.0000	-78.46	4.52	-73.94	-13.00	-60.94	peak	V
632.5000	-81.24	9.19	-72.05	-13.00	-59.05	peak	V
701.5000	-79.53	11.29	-68.24	-13.00	-55.24	peak	V
3316.000	-72.40	15.68	-56.72	-13.00	-43.72	peak	V
4708.000	-73.77	19.59	-54.18	-13.00	-41.18	peak	V
7168.000	-75.56	25.44	-50.12	-13.00	-37.12	peak	V

Standard:	FCC Part 24	Test Distance:	3m
Test item:	Radiated Emission	Power:	AC 120V/60Hz
Model Number:	AC791L	Temp.(°C)/Hum.(%RH):	26(°C)/60%RH
Mode:	2	Date:	05/12/2015
Frequency:	1909.8 MHz	Test By:	Eric Ou Yang

Frequency (MHz)	Reading (dBm)	Correct Factor (dB)	Result (dBm)	Limit (dBm)	Margin (dB)	Remark	Ant.Polar. H / V
60.5000	-70.41	6.35	-64.06	-13.00	-51.06	peak	H
201.5000	-64.38	3.06	-61.32	-13.00	-48.32	peak	H
398.0000	-73.35	2.60	-70.75	-13.00	-57.75	peak	H
539.0000	-79.36	8.49	-70.87	-13.00	-57.87	peak	H
620.0000	-80.80	8.06	-72.74	-13.00	-59.74	peak	H
722.0000	-80.84	8.60	-72.24	-13.00	-59.24	peak	H
3280.000	-70.51	15.50	-55.01	-13.00	-42.01	peak	H
4732.000	-75.87	19.67	-56.20	-13.00	-43.20	peak	H
7180.000	-73.37	25.47	-47.90	-13.00	-34.90	peak	H
160.5000	-78.44	19.09	-59.35	-13.00	-46.35	peak	V
301.5000	-73.64	3.14	-70.50	-13.00	-57.50	peak	V
441.0000	-75.73	1.98	-73.75	-13.00	-60.75	peak	V
546.0000	-78.54	4.54	-74.00	-13.00	-61.00	peak	V
614.5000	-80.33	8.80	-71.53	-13.00	-58.53	peak	V
719.5000	-80.27	11.89	-68.38	-13.00	-55.38	peak	V
3220.000	-70.21	15.21	-55.00	-13.00	-42.00	peak	V
4684.000	-74.40	19.52	-54.88	-13.00	-41.88	peak	V
7252.000	-76.59	25.64	-50.95	-13.00	-37.95	peak	V

Standard:	FCC Part 24	Test Distance:	3m
Test item:	Radiated Emission	Power:	AC 120V/60Hz
Model Number:	AC791L	Temp.(°C)/Hum.(%RH):	26(°C)/60%RH
Mode:	5	Date:	05/12/2015
Frequency:	1852.4 MHz	Test By:	Eric Ou Yang

Frequency (MHz)	Reading (dBm)	Correct Factor (dB)	Result (dBm)	Limit (dBm)	Margin (dB)	Remark	Ant.Polar. H / V
158.5000	-79.63	8.03	-71.60	-13.00	-58.60	peak	H
202.0000	-65.36	2.92	-62.44	-13.00	-49.44	peak	H
391.0000	-73.36	1.98	-71.38	-13.00	-58.38	peak	H
526.0000	-79.72	8.11	-71.61	-13.00	-58.61	peak	H
590.5000	-80.19	7.91	-72.28	-13.00	-59.28	peak	H
729.0000	-81.36	8.85	-72.51	-13.00	-59.51	peak	H
3280.000	-70.67	15.50	-55.17	-13.00	-42.17	peak	H
4756.000	-74.44	19.75	-54.69	-13.00	-41.69	peak	H
7168.000	-76.03	25.44	-50.59	-13.00	-37.59	peak	H
160.5000	-76.98	19.09	-57.89	-13.00	-44.89	peak	V
309.5000	-72.50	2.48	-70.02	-13.00	-57.02	peak	V
447.0000	-75.50	2.08	-73.42	-13.00	-60.42	peak	V
530.5000	-79.52	4.00	-75.52	-13.00	-62.52	peak	V
626.5000	-80.68	9.25	-71.43	-13.00	-58.43	peak	V
704.5000	-79.93	11.40	-68.53	-13.00	-55.53	peak	V
3328.000	-72.41	15.75	-56.66	-13.00	-43.66	peak	V
4732.000	-73.80	19.67	-54.13	-13.00	-41.13	peak	V
7168.000	-75.72	25.44	-50.28	-13.00	-37.28	peak	V

Standard:	FCC Part 24	Test Distance:	3m
Test item:	Radiated Emission	Power:	AC 120V/60Hz
Model Number:	AC791L	Temp.(°C)/Hum.(%RH):	26(°C)/60%RH
Mode:	5	Date:	05/12/2015
Frequency:	1880.0 MHz	Test By:	Eric Ou Yang

Frequency (MHz)	Reading (dBm)	Correct Factor (dB)	Result (dBm)	Limit (dBm)	Margin (dB)	Remark	Ant.Polar. H / V
202.5000	-64.93	2.79	-62.14	-13.00	-49.14	peak	H
398.5000	-74.01	2.64	-71.37	-13.00	-58.37	peak	H
440.5000	-76.53	4.44	-72.09	-13.00	-59.09	peak	H
538.0000	-79.95	8.46	-71.49	-13.00	-58.49	peak	H
612.5000	-79.75	8.08	-71.67	-13.00	-58.67	peak	H
756.0000	-81.24	9.82	-71.42	-13.00	-58.42	peak	H
3244.000	-71.73	15.33	-56.40	-13.00	-43.40	peak	H
4732.000	-75.38	19.67	-55.71	-13.00	-42.71	peak	H
7132.000	-74.76	25.37	-49.39	-13.00	-36.39	peak	H
130.5000	-77.37	19.96	-57.41	-13.00	-44.41	peak	V
303.0000	-73.69	3.01	-70.68	-13.00	-57.68	peak	V
449.0000	-75.79	2.12	-73.67	-13.00	-60.67	peak	V
538.0000	-78.58	4.41	-74.17	-13.00	-61.17	peak	V
628.5000	-80.12	9.22	-70.90	-13.00	-57.90	peak	V
712.0000	-80.88	11.63	-69.25	-13.00	-56.25	peak	V
3268.000	-70.08	15.44	-54.64	-13.00	-41.64	peak	V
4780.000	-73.56	19.82	-53.74	-13.00	-40.74	peak	V
7108.000	-74.20	25.32	-48.88	-13.00	-35.88	peak	V

Standard:	FCC Part 24	Test Distance:	3m
Test item:	Radiated Emission	Power:	AC 120V/60Hz
Model Number:	AC791L	Temp.(°C)/Hum.(%RH):	26(°C)/60%RH
Mode:	5	Date:	05/12/2015
Frequency:	1907.6 MHz	Test By:	Eric Ou Yang

Frequency (MHz)	Reading (dBm)	Correct Factor (dB)	Result (dBm)	Limit (dBm)	Margin (dB)	Remark	Ant.Polar. H / V
56.5000	-72.71	7.76	-64.95	-13.00	-51.95	peak	H
156.5000	-79.10	7.53	-71.57	-13.00	-58.57	peak	H
204.0000	-64.62	2.40	-62.22	-13.00	-49.22	peak	H
398.5000	-73.38	2.64	-70.74	-13.00	-57.74	peak	H
541.0000	-78.78	8.49	-70.29	-13.00	-57.29	peak	H
669.5000	-80.22	7.89	-72.33	-13.00	-59.33	peak	H
3280.000	-70.14	15.50	-54.64	-13.00	-41.64	peak	H
4804.000	-75.30	19.89	-55.41	-13.00	-42.41	peak	H
7156.000	-74.77	25.42	-49.35	-13.00	-36.35	peak	H
163.0000	-74.58	16.35	-58.23	-13.00	-45.23	peak	V
294.0000	-73.27	2.75	-70.52	-13.00	-57.52	peak	V
450.0000	-74.94	2.12	-72.82	-13.00	-59.82	peak	V
540.5000	-78.62	4.52	-74.10	-13.00	-61.10	peak	V
621.5000	-81.29	9.25	-72.04	-13.00	-59.04	peak	V
722.0000	-80.57	11.87	-68.70	-13.00	-55.70	peak	V
3280.000	-71.41	15.50	-55.91	-13.00	-42.91	peak	V
4672.000	-73.81	19.48	-54.33	-13.00	-41.33	peak	V
7108.000	-74.30	25.32	-48.98	-13.00	-35.98	peak	V

Standard:	FCC Part 22	Test Distance:	3m
Test item:	Radiated Emission	Power:	AC 120V/60Hz
Model Number:	AC791L	Temp.(°C)/Hum.(%RH):	26(°C)/60%RH
Mode:	6	Date:	05/12/2015
Frequency:	826.4 MHz	Test By:	Eric Ou Yang

Frequency (MHz)	Reading (dBm)	Correct Factor (dB)	Result (dBm)	Limit (dBm)	Margin (dB)	Remark	Ant.Polar. H / V
154.5000	-78.45	7.03	-71.42	-13.00	-58.42	peak	H
202.0000	-64.09	2.92	-61.17	-13.00	-48.17	peak	H
388.5000	-71.58	1.77	-69.81	-13.00	-56.81	peak	H
529.0000	-79.68	8.21	-71.47	-13.00	-58.47	peak	H
649.5000	-79.60	7.58	-72.02	-13.00	-59.02	peak	H
759.0000	-81.35	9.95	-71.40	-13.00	-58.40	peak	H
3268.000	-71.29	15.44	-55.85	-13.00	-42.85	peak	H
4672.000	-74.00	19.48	-54.52	-13.00	-41.52	peak	H
7084.000	-74.38	25.26	-49.12	-13.00	-36.12	peak	H
160.5000	-78.07	19.09	-58.98	-13.00	-45.98	peak	V
298.0000	-72.19	3.09	-69.10	-13.00	-56.10	peak	V
442.5000	-74.61	2.01	-72.60	-13.00	-59.60	peak	V
532.5000	-78.11	4.10	-74.01	-13.00	-61.01	peak	V
636.0000	-80.06	9.17	-70.89	-13.00	-57.89	peak	V
719.5000	-80.71	11.89	-68.82	-13.00	-55.82	peak	V
3268.000	-70.04	15.44	-54.60	-13.00	-41.60	peak	V
4720.000	-74.28	19.63	-54.65	-13.00	-41.65	peak	V
7012.000	-74.06	25.09	-48.97	-13.00	-35.97	peak	V

Standard:	FCC Part 22	Test Distance:	3m
Test item:	Radiated Emission	Power:	AC 120V/60Hz
Model Number:	AC791L	Temp.(°C)/Hum.(%RH):	26(°C)/60%RH
Mode:	6	Date:	05/12/2015
Frequency:	836.6 MHz	Test By:	Eric Ou Yang

Frequency (MHz)	Reading (dBm)	Correct Factor (dB)	Result (dBm)	Limit (dBm)	Margin (dB)	Remark	Ant.Polar. H / V
59.0000	-71.71	6.91	-64.80	-13.00	-51.80	peak	H
200.0000	-65.89	3.45	-62.44	-13.00	-49.44	peak	H
305.0000	-76.61	-1.45	-78.06	-13.00	-65.06	peak	H
385.5000	-72.69	1.51	-71.18	-13.00	-58.18	peak	H
510.5000	-80.10	7.67	-72.43	-13.00	-59.43	peak	H
666.5000	-79.90	7.89	-72.01	-13.00	-59.01	peak	H
3316.000	-72.25	15.68	-56.57	-13.00	-43.57	peak	H
4804.000	-74.71	19.89	-54.82	-13.00	-41.82	peak	H
7204.000	-74.60	25.53	-49.07	-13.00	-36.07	peak	H
158.5000	-78.04	19.02	-59.02	-13.00	-46.02	peak	V
300.5000	-74.04	3.22	-70.82	-13.00	-57.82	peak	V
440.5000	-75.70	1.98	-73.72	-13.00	-60.72	peak	V
538.0000	-78.84	4.41	-74.43	-13.00	-61.43	peak	V
645.5000	-80.23	9.41	-70.82	-13.00	-57.82	peak	V
706.5000	-80.62	11.46	-69.16	-13.00	-56.16	peak	V
3244.000	-70.86	15.33	-55.53	-13.00	-42.53	peak	V
4768.000	-75.08	19.78	-55.30	-13.00	-42.30	peak	V
7060.000	-75.34	25.20	-50.14	-13.00	-37.14	peak	V

Standard:	FCC Part 22	Test Distance:	3m
Test item:	Radiated Emission	Power:	AC 120V/60Hz
Model Number:	AC791L	Temp.(°C)/Hum.(%RH):	26(°C)/60%RH
Mode:	6	Date:	05/12/2015
Frequency:	846.6 MHz	Test By:	Eric Ou Yang

Frequency (MHz)	Reading (dBm)	Correct Factor (dB)	Result (dBm)	Limit (dBm)	Margin (dB)	Remark	Ant.Polar. H / V
156.0000	-78.31	7.41	-70.90	-13.00	-57.90	peak	H
202.0000	-64.54	2.92	-61.62	-13.00	-48.62	peak	H
304.5000	-76.86	-1.48	-78.34	-13.00	-65.34	peak	H
387.5000	-72.12	1.68	-70.44	-13.00	-57.44	peak	H
537.5000	-79.79	8.45	-71.34	-13.00	-58.34	peak	H
699.5000	-80.42	8.00	-72.42	-13.00	-59.42	peak	H
3292.000	-73.18	15.56	-57.62	-13.00	-44.62	peak	H
4720.000	-74.74	19.63	-55.11	-13.00	-42.11	peak	H
7108.000	-74.80	25.32	-49.48	-13.00	-36.48	peak	H
160.0000	-78.42	19.63	-58.79	-13.00	-45.79	peak	V
300.0000	-73.55	3.26	-70.29	-13.00	-57.29	peak	V
453.5000	-74.99	2.16	-72.83	-13.00	-59.83	peak	V
538.0000	-77.79	4.41	-73.38	-13.00	-60.38	peak	V
643.0000	-79.45	9.27	-70.18	-13.00	-57.18	peak	V
734.5000	-80.81	11.62	-69.19	-13.00	-56.19	peak	V
3340.000	-70.87	15.81	-55.06	-13.00	-42.06	peak	V
4720.000	-75.74	19.63	-56.11	-13.00	-43.11	peak	V
7120.000	-76.18	25.34	-50.84	-13.00	-37.84	peak	V

Standard:	FCC Part 22	Test Distance:	3m
Test item:	Radiated Emission	Power:	AC 120V/60Hz
Model Number:	AC791L	Temp.(°C)/Hum.(%RH):	26(°C)/60%RH
Mode:	7	Date:	05/12/2015
Frequency:	824.70 MHz	Test By:	Eric Ou Yang

Frequency (MHz)	Reading (dBm)	Correct Factor (dB)	Result (dBm)	Limit (dBm)	Margin (dB)	Remark	Ant.Polar. H / V
155.5000	-78.73	7.29	-71.44	-13.00	-58.44	peak	H
201.5000	-65.69	3.06	-62.63	-13.00	-49.63	peak	H
306.0000	-76.51	-1.36	-77.87	-13.00	-64.87	peak	H
385.0000	-72.24	1.46	-70.78	-13.00	-57.78	peak	H
540.5000	-80.21	8.51	-71.70	-13.00	-58.70	peak	H
674.5000	-80.56	7.92	-72.64	-13.00	-59.64	peak	H
3316.000	-72.39	15.68	-56.71	-13.00	-43.71	peak	H
4780.000	-74.06	19.82	-54.24	-13.00	-41.24	peak	H
7108.000	-73.93	25.32	-48.61	-13.00	-35.61	peak	H
160.5000	-77.27	19.09	-58.18	-13.00	-45.18	peak	V
302.5000	-73.20	3.05	-70.15	-13.00	-57.15	peak	V
451.0000	-75.53	2.14	-73.39	-13.00	-60.39	peak	V
545.5000	-77.77	4.53	-73.24	-13.00	-60.24	peak	V
624.5000	-80.91	9.25	-71.66	-13.00	-58.66	peak	V
723.0000	-81.14	11.85	-69.29	-13.00	-56.29	peak	V
3316.000	-72.16	15.68	-56.48	-13.00	-43.48	peak	V
4852.000	-74.79	20.04	-54.75	-13.00	-41.75	peak	V
7132.000	-75.50	25.37	-50.13	-13.00	-37.13	peak	V

Standard:	FCC Part 22	Test Distance:	3m
Test item:	Radiated Emission	Power:	AC 120V/60Hz
Model Number:	AC791L	Temp.(°C)/Hum.(%RH):	26(°C)/60%RH
Mode:	7	Date:	05/12/2015
Frequency:	836.52 MHz	Test By:	Eric Ou Yang

Frequency (MHz)	Reading (dBm)	Correct Factor (dB)	Result (dBm)	Limit (dBm)	Margin (dB)	Remark	Ant.Polar. H / V
201.0000	-65.07	3.19	-61.88	-13.00	-48.88	peak	H
307.5000	-78.29	-1.27	-79.56	-13.00	-66.56	peak	H
405.0000	-73.61	3.05	-70.56	-13.00	-57.56	peak	H
539.5000	-78.86	8.50	-70.36	-13.00	-57.36	peak	H
634.0000	-80.43	7.57	-72.86	-13.00	-59.86	peak	H
738.0000	-81.07	9.15	-71.92	-13.00	-58.92	peak	H
3328.000	-71.07	15.75	-55.32	-13.00	-42.32	peak	H
4732.000	-75.70	19.67	-56.03	-13.00	-43.03	peak	H
7204.000	-75.27	25.53	-49.74	-13.00	-36.74	peak	H
160.5000	-76.94	19.09	-57.85	-13.00	-44.85	peak	V
201.5000	-69.93	10.42	-59.51	-13.00	-46.51	peak	V
295.5000	-72.70	2.88	-69.82	-13.00	-56.82	peak	V
466.5000	-75.88	2.41	-73.47	-13.00	-60.47	peak	V
529.5000	-77.98	3.94	-74.04	-13.00	-61.04	peak	V
694.5000	-79.98	11.02	-68.96	-13.00	-55.96	peak	V
3280.000	-71.49	15.50	-55.99	-13.00	-42.99	peak	V
4684.000	-75.21	19.52	-55.69	-13.00	-42.69	peak	V
7060.000	-74.54	25.20	-49.34	-13.00	-36.34	peak	V

Standard:	FCC Part 22	Test Distance:	3m
Test item:	Radiated Emission	Power:	AC 120V/60Hz
Model Number:	AC791L	Temp.(°C)/Hum.(%RH):	26(°C)/60%RH
Mode:	7	Date:	05/12/2015
Frequency:	848.31 MHz	Test By:	Eric Ou Yang

Frequency (MHz)	Reading (dBm)	Correct Factor (dB)	Result (dBm)	Limit (dBm)	Margin (dB)	Remark	Ant.Polar. H / V
60.5000	-72.79	6.35	-66.44	-13.00	-53.44	peak	H
201.5000	-65.62	3.06	-62.56	-13.00	-49.56	peak	H
298.0000	-76.21	-2.00	-78.21	-13.00	-65.21	peak	H
393.5000	-72.04	2.20	-69.84	-13.00	-56.84	peak	H
542.0000	-79.74	8.45	-71.29	-13.00	-58.29	peak	H
665.0000	-80.20	7.89	-72.31	-13.00	-59.31	peak	H
3292.000	-71.96	15.56	-56.40	-13.00	-43.40	peak	H
4768.000	-74.98	19.78	-55.20	-13.00	-42.20	peak	H
7108.000	-75.71	25.32	-50.39	-13.00	-37.39	peak	H
160.5000	-74.91	19.09	-55.82	-13.00	-42.82	peak	V
202.0000	-69.12	10.35	-58.77	-13.00	-45.77	peak	V
301.0000	-73.41	3.18	-70.23	-13.00	-57.23	peak	V
452.5000	-75.52	2.15	-73.37	-13.00	-60.37	peak	V
513.0000	-68.05	3.32	-64.73	-13.00	-51.73	peak	V
695.5000	-81.21	11.07	-70.14	-13.00	-57.14	peak	V
3232.000	-71.68	15.27	-56.41	-13.00	-43.41	peak	V
4708.000	-75.34	19.59	-55.75	-13.00	-42.75	peak	V
7120.000	-75.62	25.34	-50.28	-13.00	-37.28	peak	V

Standard:	FCC Part 24	Test Distance:	3m
Test item:	Radiated Emission	Power:	AC 120V/60Hz
Model Number:	AC791L	Temp.(°C)/Hum.(%RH):	26(°C)/60%RH
Mode:	8	Date:	05/12/2015
Frequency:	1851.25 MHz	Test By:	Eric Ou Yang

Frequency (MHz)	Reading (dBm)	Correct Factor (dB)	Result (dBm)	Limit (dBm)	Margin (dB)	Remark	Ant.Polar. H / V
58.0000	-71.36	7.24	-64.12	-13.00	-51.12	peak	H
200.0000	-65.98	3.45	-62.53	-13.00	-49.53	peak	H
320.0000	-78.09	-0.36	-78.45	-13.00	-65.45	peak	H
404.5000	-74.15	3.00	-71.15	-13.00	-58.15	peak	H
540.5000	-78.92	8.51	-70.41	-13.00	-57.41	peak	H
663.0000	-79.67	7.88	-71.79	-13.00	-58.79	peak	H
3316.000	-72.16	15.68	-56.48	-13.00	-43.48	peak	H
4828.000	-74.41	19.97	-54.44	-13.00	-41.44	peak	H
7180.000	-73.82	25.47	-48.35	-13.00	-35.35	peak	H
162.5000	-74.50	16.90	-57.60	-13.00	-44.60	peak	V
202.0000	-70.65	10.35	-60.30	-13.00	-47.30	peak	V
302.0000	-72.04	3.10	-68.94	-13.00	-55.94	peak	V
453.5000	-75.64	2.16	-73.48	-13.00	-60.48	peak	V
534.0000	-78.34	4.18	-74.16	-13.00	-61.16	peak	V
625.5000	-79.61	9.25	-70.36	-13.00	-57.36	peak	V
3316.000	-72.10	15.68	-56.42	-13.00	-43.42	peak	V
4732.000	-74.65	19.67	-54.98	-13.00	-41.98	peak	V
7180.000	-74.53	25.47	-49.06	-13.00	-36.06	peak	V

Standard:	FCC Part 24	Test Distance:	3m
Test item:	Radiated Emission	Power:	AC 120V/60Hz
Model Number:	AC791L	Temp.(°C)/Hum.(%RH):	26(°C)/60%RH
Mode:	8	Date:	05/12/2015
Frequency:	1880.00 MHz	Test By:	Eric Ou Yang

Frequency (MHz)	Reading (dBm)	Correct Factor (dB)	Result (dBm)	Limit (dBm)	Margin (dB)	Remark	Ant.Polar. H / V
58.5000	-70.68	7.09	-63.59	-13.00	-50.59	peak	H
204.0000	-64.21	2.40	-61.81	-13.00	-48.81	peak	H
387.5000	-72.05	1.68	-70.37	-13.00	-57.37	peak	H
550.0000	-79.06	8.26	-70.80	-13.00	-57.80	peak	H
630.0000	-81.06	7.72	-73.34	-13.00	-60.34	peak	H
673.5000	-80.45	7.91	-72.54	-13.00	-59.54	peak	H
3316.000	-72.29	15.68	-56.61	-13.00	-43.61	peak	H
4732.000	-74.89	19.67	-55.22	-13.00	-42.22	peak	H
7120.000	-74.70	25.34	-49.36	-13.00	-36.36	peak	H
160.5000	-76.62	19.09	-57.53	-13.00	-44.53	peak	V
203.5000	-69.69	10.12	-59.57	-13.00	-46.57	peak	V
306.0000	-73.14	2.78	-70.36	-13.00	-57.36	peak	V
441.5000	-76.07	1.98	-74.09	-13.00	-61.09	peak	V
539.0000	-78.27	4.46	-73.81	-13.00	-60.81	peak	V
669.5000	-80.72	10.27	-70.45	-13.00	-57.45	peak	V
3280.000	-71.85	15.50	-56.35	-13.00	-43.35	peak	V
4756.000	-73.80	19.75	-54.05	-13.00	-41.05	peak	V
7072.000	-74.99	25.23	-49.76	-13.00	-36.76	peak	V

Standard:	FCC Part 24	Test Distance:	3m
Test item:	Radiated Emission	Power:	AC 120V/60Hz
Model Number:	AC791L	Temp.(°C)/Hum.(%RH):	26(°C)/60%RH
Mode:	8	Date:	05/12/2015
Frequency:	1908.75 MHz	Test By:	Eric Ou Yang

Frequency (MHz)	Reading (dBm)	Correct Factor (dB)	Result (dBm)	Limit (dBm)	Margin (dB)	Remark	Ant.Polar. H / V
58.0000	-71.39	7.24	-64.15	-13.00	-51.15	peak	H
206.0000	-64.31	1.86	-62.45	-13.00	-49.45	peak	H
393.5000	-72.67	2.20	-70.47	-13.00	-57.47	peak	H
548.0000	-80.12	8.31	-71.81	-13.00	-58.81	peak	H
603.0000	-79.27	8.08	-71.19	-13.00	-58.19	peak	H
719.5000	-81.02	8.52	-72.50	-13.00	-59.50	peak	H
3232.000	-71.51	15.27	-56.24	-13.00	-43.24	peak	H
4756.000	-75.41	19.75	-55.66	-13.00	-42.66	peak	H
7108.000	-75.01	25.32	-49.69	-13.00	-36.69	peak	H
160.5000	-76.20	19.09	-57.11	-13.00	-44.11	peak	V
305.5000	-74.26	2.81	-71.45	-13.00	-58.45	peak	V
452.0000	-75.52	2.14	-73.38	-13.00	-60.38	peak	V
545.0000	-78.09	4.53	-73.56	-13.00	-60.56	peak	V
636.0000	-80.93	9.17	-71.76	-13.00	-58.76	peak	V
685.0000	-80.54	10.66	-69.88	-13.00	-56.88	peak	V
3220.000	-70.46	15.21	-55.25	-13.00	-42.25	peak	V
4768.000	-74.20	19.78	-54.42	-13.00	-41.42	peak	V
7084.000	-75.28	25.26	-50.02	-13.00	-37.02	peak	V

Standard:	FCC Part 22	Test Distance:	3m
Test item:	Radiated Emission	Power:	AC 120V/60Hz
Model Number:	AC791L	Temp.(°C)/Hum.(%RH):	26(°C)/60%RH
Mode:	9	Date:	05/16/2015
Frequency:	824.70 MHz	Test By:	Eric Ou Yang

Frequency (MHz)	Reading (dBm)	Correct Factor (dB)	Result (dBm)	Limit (dBm)	Margin (dB)	Remark	Ant.Polar. H / V
58.0000	-70.71	7.24	-63.47	-13.00	-50.47	peak	H
154.5000	-78.67	7.03	-71.64	-13.00	-58.64	peak	H
223.5000	-67.72	-0.08	-67.80	-13.00	-54.80	peak	H
440.5000	-78.61	4.44	-74.17	-13.00	-61.17	peak	H
587.5000	-81.53	7.86	-73.67	-13.00	-60.67	peak	H
675.5000	-81.55	7.91	-73.64	-13.00	-60.64	peak	H
3244.000	-71.43	15.33	-56.10	-13.00	-43.10	peak	H
4816.000	-74.13	19.93	-54.20	-13.00	-41.20	peak	H
7084.000	-73.32	25.26	-48.06	-13.00	-35.06	peak	H
132.5000	-79.70	19.17	-60.53	-13.00	-47.53	peak	V
202.0000	-69.24	10.35	-58.89	-13.00	-45.89	peak	V
358.0000	-78.09	2.61	-75.48	-13.00	-62.48	peak	V
495.0000	-78.73	3.05	-75.68	-13.00	-62.68	peak	V
590.5000	-81.08	6.86	-74.22	-13.00	-61.22	peak	V
652.5000	-81.59	9.74	-71.85	-13.00	-58.85	peak	V
3268.000	-71.06	15.44	-55.62	-13.00	-42.62	peak	V
4684.000	-74.36	19.52	-54.84	-13.00	-41.84	peak	V
7108.000	-73.67	25.32	-48.35	-13.00	-35.35	peak	V

Standard:	FCC Part 22	Test Distance:	3m
Test item:	Radiated Emission	Power:	AC 120V/60Hz
Model Number:	AC791L	Temp.(°C)/Hum.(%RH):	26(°C)/60%RH
Mode:	9	Date:	05/16/2015
Frequency:	836.52 MHz	Test By:	Eric Ou Yang

Frequency (MHz)	Reading (dBm)	Correct Factor (dB)	Result (dBm)	Limit (dBm)	Margin (dB)	Remark	Ant.Polar. H / V
57.5000	-72.80	7.42	-65.38	-13.00	-52.38	peak	H
224.5000	-68.92	-0.09	-69.01	-13.00	-56.01	peak	H
356.0000	-79.34	0.24	-79.10	-13.00	-66.10	peak	H
439.0000	-78.33	4.39	-73.94	-13.00	-60.94	peak	H
573.0000	-80.57	7.82	-72.75	-13.00	-59.75	peak	H
672.5000	-81.42	7.90	-73.52	-13.00	-60.52	peak	H
3244.000	-71.92	15.33	-56.59	-13.00	-43.59	peak	H
4804.000	-73.12	19.89	-53.23	-13.00	-40.23	peak	H
7276.000	-74.74	25.70	-49.04	-13.00	-36.04	peak	H
134.5000	-79.28	18.38	-60.90	-13.00	-47.90	peak	V
202.0000	-69.80	10.35	-59.45	-13.00	-46.45	peak	V
358.0000	-79.88	2.61	-77.27	-13.00	-64.27	peak	V
486.0000	-79.31	2.93	-76.38	-13.00	-63.38	peak	V
585.0000	-80.32	6.42	-73.90	-13.00	-60.90	peak	V
662.0000	-81.69	10.13	-71.56	-13.00	-58.56	peak	V
3232.000	-72.21	15.27	-56.94	-13.00	-43.94	peak	V
4720.000	-74.43	19.63	-54.80	-13.00	-41.80	peak	V
7252.000	-73.92	25.64	-48.28	-13.00	-35.28	peak	V

Standard:	FCC Part 22	Test Distance:	3m
Test item:	Radiated Emission	Power:	AC 120V/60Hz
Model Number:	AC791L	Temp.(°C)/Hum.(%RH):	26(°C)/60%RH
Mode:	9	Date:	05/16/2015
Frequency:	848.31 MHz	Test By:	Eric Ou Yang

Frequency (MHz)	Reading (dBm)	Correct Factor (dB)	Result (dBm)	Limit (dBm)	Margin (dB)	Remark	Ant.Polar. H / V
60.5000	-71.45	6.35	-65.10	-13.00	-52.10	peak	H
225.5000	-68.43	-0.10	-68.53	-13.00	-55.53	peak	H
372.0000	-76.51	0.75	-75.76	-13.00	-62.76	peak	H
489.0000	-81.23	6.70	-74.53	-13.00	-61.53	peak	H
606.0000	-80.55	8.07	-72.48	-13.00	-59.48	peak	H
719.0000	-80.39	8.50	-71.89	-13.00	-58.89	peak	H
3268.000	-71.27	15.44	-55.83	-13.00	-42.83	peak	H
4732.000	-75.67	19.67	-56.00	-13.00	-43.00	peak	H
7120.000	-74.85	25.34	-49.51	-13.00	-36.51	peak	H
130.5000	-80.23	19.96	-60.27	-13.00	-47.27	peak	V
200.5000	-70.23	10.57	-59.66	-13.00	-46.66	peak	V
358.0000	-79.67	2.61	-77.06	-13.00	-64.06	peak	V
513.0000	-79.88	3.32	-76.56	-13.00	-63.56	peak	V
591.0000	-81.11	6.89	-74.22	-13.00	-61.22	peak	V
685.5000	-81.36	10.68	-70.68	-13.00	-57.68	peak	V
3280.000	-71.20	15.50	-55.70	-13.00	-42.70	peak	V
4720.000	-73.67	19.63	-54.04	-13.00	-41.04	peak	V
7204.000	-75.91	25.53	-50.38	-13.00	-37.38	peak	V

Standard:	FCC Part 24	Test Distance:	3m
Test item:	Radiated Emission	Power:	AC 120V/60Hz
Model Number:	AC791L	Temp.(°C)/Hum.(%RH):	26(°C)/60%RH
Mode:	10	Date:	05/16/2015
Frequency:	1851.25 MHz	Test By:	Eric Ou Yang

Frequency (MHz)	Reading (dBm)	Correct Factor (dB)	Result (dBm)	Limit (dBm)	Margin (dB)	Remark	Ant.Polar. H / V
58.5000	-70.18	7.09	-63.09	-13.00	-50.09	peak	H
224.5000	-68.33	-0.09	-68.42	-13.00	-55.42	peak	H
361.5000	-77.64	0.40	-77.24	-13.00	-64.24	peak	H
465.5000	-81.81	5.42	-76.39	-13.00	-63.39	peak	H
608.0000	-81.86	8.07	-73.79	-13.00	-60.79	peak	H
705.0000	-81.52	8.14	-73.38	-13.00	-60.38	peak	H
3172.000	-70.66	14.96	-55.70	-13.00	-42.70	peak	H
4768.000	-75.19	19.78	-55.41	-13.00	-42.41	peak	H
7168.000	-74.90	25.44	-49.46	-13.00	-36.46	peak	H
130.5000	-80.47	19.96	-60.51	-13.00	-47.51	peak	V
201.5000	-69.60	10.42	-59.18	-13.00	-46.18	peak	V
358.0000	-81.03	2.61	-78.42	-13.00	-65.42	peak	V
504.5000	-79.67	3.18	-76.49	-13.00	-63.49	peak	V
588.5000	-81.45	6.70	-74.75	-13.00	-61.75	peak	V
679.0000	-82.03	10.45	-71.58	-13.00	-58.58	peak	V
3244.000	-70.98	15.33	-55.65	-13.00	-42.65	peak	V
4816.000	-73.03	19.93	-53.10	-13.00	-40.10	peak	V
7168.000	-73.91	25.44	-48.47	-13.00	-35.47	peak	V

Standard:	FCC Part 24	Test Distance:	3m
Test item:	Radiated Emission	Power:	AC 120V/60Hz
Model Number:	AC791L	Temp.(°C)/Hum.(%RH):	26(°C)/60%RH
Mode:	10	Date:	05/16/2015
Frequency:	1880.00 MHz	Test By:	Eric Ou Yang

Frequency (MHz)	Reading (dBm)	Correct Factor (dB)	Result (dBm)	Limit (dBm)	Margin (dB)	Remark	Ant.Polar. H / V
58.0000	-71.02	7.24	-63.78	-13.00	-50.78	peak	H
305.5000	-78.45	-1.41	-79.86	-13.00	-66.86	peak	H
443.0000	-77.22	4.53	-72.69	-13.00	-59.69	peak	H
505.0000	-81.46	7.49	-73.97	-13.00	-60.97	peak	H
590.5000	-79.78	7.91	-71.87	-13.00	-58.87	peak	H
646.0000	-82.15	7.50	-74.65	-13.00	-61.65	peak	H
3244.000	-70.38	15.33	-55.05	-13.00	-42.05	peak	H
4756.000	-73.78	19.75	-54.03	-13.00	-41.03	peak	H
7156.000	-74.14	25.42	-48.72	-13.00	-35.72	peak	H
132.5000	-78.15	19.17	-58.98	-13.00	-45.98	peak	V
202.0000	-69.10	10.35	-58.75	-13.00	-45.75	peak	V
358.0000	-79.32	2.61	-76.71	-13.00	-63.71	peak	V
528.0000	-80.03	3.85	-76.18	-13.00	-63.18	peak	V
589.5000	-80.78	6.77	-74.01	-13.00	-61.01	peak	V
649.0000	-80.51	9.56	-70.95	-13.00	-57.95	peak	V
3292.000	-70.24	15.56	-54.68	-13.00	-41.68	peak	V
4768.000	-74.81	19.78	-55.03	-13.00	-42.03	peak	V
7156.000	-74.24	25.42	-48.82	-13.00	-35.82	peak	V

Standard:	FCC Part 24	Test Distance:	3m
Test item:	Radiated Emission	Power:	AC 120V/60Hz
Model Number:	AC791L	Temp.(°C)/Hum.(%RH):	26(°C)/60%RH
Mode:	10	Date:	05/16/2015
Frequency:	1908.75 MHz	Test By:	Eric Ou Yang

Frequency (MHz)	Reading (dBm)	Correct Factor (dB)	Result (dBm)	Limit (dBm)	Margin (dB)	Remark	Ant.Polar. H / V
156.0000	-78.41	7.41	-71.00	-13.00	-58.00	peak	H
219.5000	-67.49	-0.01	-67.50	-13.00	-54.50	peak	H
322.0000	-78.77	-0.31	-79.08	-13.00	-66.08	peak	H
462.5000	-80.10	5.26	-74.84	-13.00	-61.84	peak	H
588.5000	-81.63	7.88	-73.75	-13.00	-60.75	peak	H
686.5000	-80.41	7.95	-72.46	-13.00	-59.46	peak	H
3244.000	-70.04	15.33	-54.71	-13.00	-41.71	peak	H
4732.000	-74.75	19.67	-55.08	-13.00	-42.08	peak	H
7132.000	-75.27	25.37	-49.90	-13.00	-36.90	peak	H
130.5000	-78.76	19.96	-58.80	-13.00	-45.80	peak	V
202.0000	-69.18	10.35	-58.83	-13.00	-45.83	peak	V
350.0000	-81.36	2.15	-79.21	-13.00	-66.21	peak	V
484.5000	-79.45	2.90	-76.55	-13.00	-63.55	peak	V
581.0000	-81.16	6.11	-75.05	-13.00	-62.05	peak	V
690.0000	-81.52	10.85	-70.67	-13.00	-57.67	peak	V
3292.000	-71.51	15.56	-55.95	-13.00	-42.95	peak	V
4768.000	-74.19	19.78	-54.41	-13.00	-41.41	peak	V
7156.000	-73.67	25.42	-48.25	-13.00	-35.25	peak	V

9 Frequency Stability (Temperature & Voltage Variation) Test

9.1. Limit

The frequency stability shall be measured by variation of ambient temperature and variation of primary supply voltage to ensure that the fundamental emission stays within the authorized frequency block. The frequency stability of the transmitter shall be maintained within $\pm 0.00025\%$ ($\pm 2.5\text{ppm}$) of the center frequency.

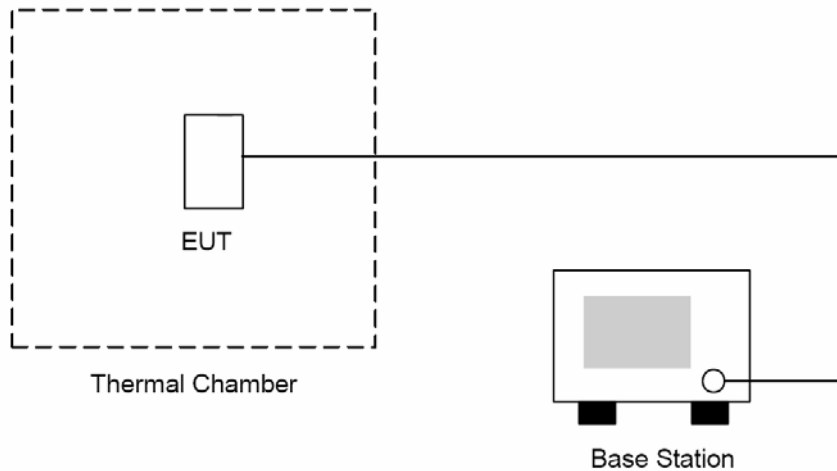
9.2. Test Instruments

Equipment	Manufacturer	Model Number	Serial Number	Cal. Date	Remark
Universal Radio Communication Tester	R & S	CMU200	109369	10/21/2015	(2)
Temperature & Humidity Chamber	TAICHY	MHU-225LA	980729	08/14/2014	(1)
Test Site	ATL	TE05	TE05	N.C.R.	-----

Remark: ⁽¹⁾ Calibration period 1 year. ⁽²⁾ Calibration period 2 years.

Note: N.C.R. = No Calibration Request.

9.3. Setup



9.4. Test Procedure

The measurement is made according to FCC rules part 22 and 24:

1. The EUT and test equipment were set up as shown on the following section.
2. With all power removed, the temperature was decreased to -30°C and permitted to stabilize for three hours. Power was applied and the maximum change in frequency was note within one minute.
3. With power OFF, the temperature was raised in 10°C steps. The sample was permitted to stabilize at each step for at least one-half hour. Power was applied and the maximum frequency change was noted within one minute.
4. The EUT was placed in a temperature chamber at $25 \pm 5^{\circ}\text{C}$ and connected as the following section.
5. The power supply voltage to the EUT was varied from BEP to 115% of the nominal value measured at the input to the EUT.
6. The temperature tests were performed for the worst case.
7. Test data was recorded.

9.5. Uncertainty

The measurement uncertainty is defined as for Frequency Stability (Temperature Variation) measurement is $\pm 10\text{Hz}$.

9.6. Test Result

Model Number	AC791L					
Test Item	Frequency Stability (Temperature & Voltage Variation)					
Test Mode	Mode 1					
Date of Test	05/08/2015				Test Site	TE05
Level	Voltage [Vdc]	Temperature (°C)	Deviation (Hz)	Deviation (ppm)	Limit (ppm)	Result
Normal	3.80	0	-3.89	-0.005	±2.5	Pass
Normal	3.80	10	-15.13	-0.018	±2.5	Pass
Battery full point	4.35	20	-21.09	-0.025	±2.5	Pass
Normal	3.80	20	-2.98	-0.004	±2.5	Pass
Battery cut-off point	3.50	20	-17.99	-0.022	±2.5	Pass
Normal	3.80	30	-1.10	-0.001	±2.5	Pass
Normal	3.80	40	8.46	0.010	±2.5	Pass
Normal	3.80	50	6.90	0.008	±2.5	Pass

Model Number	AC791L					
Test Item	Frequency Stability (Temperature & Voltage Variation)					
Test Mode	Mode 2					
Date of Test	05/08/2015				Test Site	TE05
Level	Voltage [Vdc]	Temperature (°C)	Deviation (Hz)	Deviation (ppm)	Limit (ppm)	Result
Normal	3.80	0	2.75	0.001	±2.5	Pass
Normal	3.80	10	-15.82	-0.008	±2.5	Pass
Battery full point	4.35	20	-10.54	-0.006	±2.5	Pass
Normal	3.80	20	-16.33	-0.009	±2.5	Pass
Battery cut-off point	3.50	20	-9.81	-0.005	±2.5	Pass
Normal	3.80	30	-3.09	-0.002	±2.5	Pass
Normal	3.80	40	5.86	0.003	±2.5	Pass
Normal	3.80	50	-0.16	0.000	±2.5	Pass

Note: The device temperature only supports 0°C ~ 50°C.

Model Number	AC791L					
Test Item	Frequency Stability (Temperature & Voltage Variation)					
Test Mode	Mode 5					
Date of Test	05/08/2015				Test Site	TE05
Level	Voltage [Vdc]	Temperature (°C)	Deviation (Hz)	Deviation (ppm)	Limit (ppm)	Result
Normal	3.80	0	4.28	0.002	±2.5	Pass
Normal	3.80	10	-17.65	-0.009	±2.5	Pass
Battery full point	4.35	20	-8.14	-0.004	±2.5	Pass
Normal	3.80	20	-3.07	-0.002	±2.5	Pass
Battery cut-off point	3.50	20	-1.62	-0.001	±2.5	Pass
Normal	3.80	30	2.31	0.001	±2.5	Pass
Normal	3.80	40	-4.09	-0.002	±2.5	Pass
Normal	3.80	50	3.65	0.002	±2.5	Pass

Model Number	AC791L					
Test Item	Frequency Stability (Temperature & Voltage Variation)					
Test Mode	Mode 6					
Date of Test	05/08/2015				Test Site	TE05
Level	Voltage [Vdc]	Temperature (°C)	Deviation (Hz)	Deviation (ppm)	Limit (ppm)	Result
Normal	3.80	0	3.19	0.004	±2.5	Pass
Normal	3.80	10	-9.65	-0.012	±2.5	Pass
Battery full point	4.35	20	1.51	0.002	±2.5	Pass
Normal	3.80	20	-10.43	-0.012	±2.5	Pass
Battery cut-off point	3.50	20	-3.65	-0.004	±2.5	Pass
Normal	3.80	30	-1.07	-0.001	±2.5	Pass
Normal	3.80	40	-6.91	-0.008	±2.5	Pass
Normal	3.80	50	-4.63	-0.006	±2.5	Pass

Note: The device temperature only supports 0°C ~ 50°C.

Model Number	AC791L					
Test Item	Frequency Stability (Temperature & Voltage Variation)					
Test Mode	Mode 7					
Date of Test	05/08/2015				Test Site	TE05
Level	Voltage [Vdc]	Temperature (°C)	Deviation (Hz)	Deviation (ppm)	Limit (ppm)	Result
Normal	3.80	0	5.86	0.007	±2.5	Pass
Normal	3.80	10	-4.9	-0.006	±2.5	Pass
Battery full point	4.25	20	-15.40	-0.018	±2.5	Pass
Normal	3.80	20	6.74	0.008	±2.5	Pass
Battery cut-off point	3.50	20	-9.44	-0.011	±2.5	Pass
Normal	3.80	30	4.76	0.006	±2.5	Pass
Normal	3.80	40	-7.87	-0.009	±2.5	Pass
Normal	3.80	50	4.06	0.005	±2.5	Pass

Model Number	AC791L					
Test Item	Frequency Stability (Temperature & Voltage Variation)					
Test Mode	Mode 8					
Date of Test	05/08/2015				Test Site	TE05
Level	Voltage [Vdc]	Temperature (°C)	Deviation (Hz)	Deviation (ppm)	Limit (ppm)	Result
Normal	3.80	0	-7.11	-0.004	±2.5	Pass
Normal	3.80	10	-17.09	-0.009	±2.5	Pass
Battery full point	4.25	20	5.63	0.003	±2.5	Pass
Normal	3.80	20	-5.38	-0.003	±2.5	Pass
Battery cut-off point	3.50	20	3.17	0.002	±2.5	Pass
Normal	3.80	30	4.10	0.002	±2.5	Pass
Normal	3.80	40	8.24	0.004	±2.5	Pass
Normal	3.80	50	-2.51	-0.001	±2.5	Pass

Note: The device temperature only supports 0°C ~ 50°C.