

WELCOME TO A SUPERIOR CLASS OF WIFI. LET'S GET STARTED.

NIGHTHAWK®

1

Download the Nighthawk app to install your router

On your mobile phone, scan the QR code to download the Nighthawk app and follow the setup instructions.



2

Check your network security with NETGEAR Armor™

NETGEAR Armor protects your family's WiFi with an automatic shield of security across your connected devices.


Tap the **Security** tile in your Nighthawk app to explore your Armor subscription and protection score.



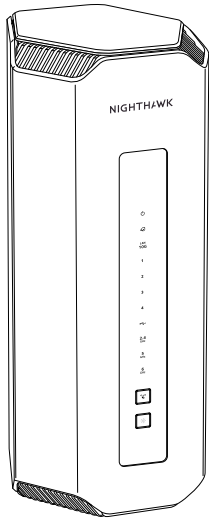
3

Do more with the app

Check out everything you can do on the Nighthawk app! Run a speed test, pause the Internet, see all the connected devices, and more.



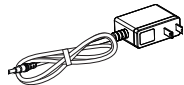
CONTENTS



Router



Ethernet cable



Power adapter
(varies by region)

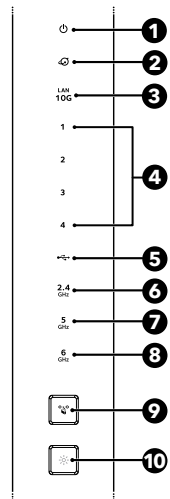
NETGEAR

May 2023

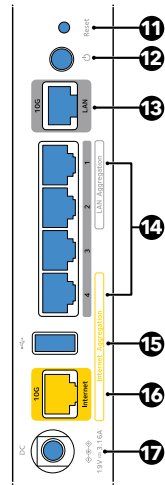


201-30572-02

OVERVIEW




- 1 Power LED
- 2 Internet LED
- 3 10G LAN LED
- 4 LAN 1-4 LEDs
- 5 USB LED
- 6 2.4 GHz band LED
- 7 5 GHz band LED
- 8 6 GHz band LED
- 9 WPS/sync button
- 10 LED on/off button



- 11 Reset button
- 12 Power on/off button
- 13 10G Ethernet LAN port
- 14 Gigabit LAN ports
- 15 USB port
- 16 10G Internet port
- 17 Power connection

NEED HELP?

If you have any trouble setting up your Nighthawk router, try these suggestions:

- If you already own another NETGEAR router and you used the Nighthawk app before, go to the dashboard and tap  > **SET UP A NEW NIGHTHAWK SYSTEM** to install your new router.
- Turn off your modem and router and disconnect them. Reboot your modem. Reconnect your router to your modem and try installing with the Nighthawk app again.
- If you're still unable to install your router using the Nighthawk app, manually install it using the router web interface at <http://www.routerlogin.net>.

For more information, visit netgear.com/routerhelp.

SUPPORT AND COMMUNITY

Get your questions answered and access the latest downloads at netgear.com/support, and check out our NETGEAR Community at community.netgear.com.

REGULATORY AND LEGAL

Si ce produit est vendu au Canada, vous pouvez accéder à ce document en français canadien à www.netgear.com/support/download/. (If this product is sold in Canada, you can access this document in Canadian French at www.netgear.com/support/download/.) For regulatory compliance information including the EU Declaration of Conformity, visit www.netgear.com/about/regulatory/. See the regulatory compliance document before connecting the power supply. For NETGEAR's Privacy Policy, visit www.netgear.com/about/privacy-policy. By using this device, you are agreeing to NETGEAR's Terms and Conditions at www.netgear.com/about/terms-and-conditions. If you do not agree, return the device to your place of purchase within your return period.

Applicable to 6 GHz devices only: Only use the device indoors. The operation of 6 GHz devices is prohibited on oil platforms, cars, trains, boats, and aircraft, except that operation of this device is permitted in large aircraft while flying above 10,000 feet. Operation of transmitters in the 5.925-7.125 GHz band is prohibited for control of or communications with unmanned aircraft systems.

NETGEAR, Inc.
350 East Plumeria Drive
San Jose, CA 95134, USA

NETGEAR INTERNATIONAL LTD
Floor 6, Penrose Two,
Penrose Dock, Cork, T23 YY09, Ireland

© NETGEAR, Inc., NETGEAR and the NETGEAR Logo are trademarks of NETGEAR, Inc. Any non-NETGEAR trademarks are used for reference purposes only.