

PHOTOGRAPHS OF THE TEST CONFIGURATION

CONDUCTED EMISSION TEST

Mode A



Mode B




RADIATED EMISSION TEST BELOW 1GHz

Mode A



Mode B




RADIATED EMISSION TEST ABOVE 1GHz

Mode A




CONTENTION BASED PROTOCOL MEASUREMENT


Mode A




Mode B




DFS Mode A Master Band 2




Mode A Master Band 3




Mode B Master Band 2




Mode B Master Band 3




Mode B Slave Band 2



Mode B Slave Band 3



Multi-Antenna Systems Directional Gain measurement



RF Exposure

