

Annex A. Plots of System Verification

The plots for system verification are shown as follows.

Plots of System Verification

Test Laboratory: Bureau Veritas ADT SAR/HAC Testing Lab

Date: 2022/7/11

S01 System Check_H2450_220711

DUT: Dipole 2450 MHz; Type: D2450V2; SN: 737

Communication System: UID 0, CW; Frequency: 2450 MHz; Duty Cycle: 1:1

Medium: H19T27N1_0711 Medium parameters used (interpolated): $f = 2450$ MHz; $\sigma = 1.88$ S/m; $\epsilon_r = 38.883$; $\rho = 1000$ kg/m³

Ambient Temperature : 23.2 °C ; Liquid Temperature : 23.1 °C

DASY5 Configuration:

- Probe: EX3DV4 - SN7736; ConvF(8.12, 8.12, 8.12) @ 2450 MHz; Calibrated: 2022/5/30
- Sensor-Surface: 1.4mm (Mechanical Surface Detection)
- Electronics: DAE3 Sn579; Calibrated: 2022/6/1
- Phantom: SAM Phantom_1987; Type: QD 000 P41 AA;
- Measurement SW: DASY52, Version 52.10 (4); SEMCAD X Version 14.6.14 (7501)

Pin=50mW/Area Scan (81x81x1): Interpolated grid: dx=1.200 mm, dy=1.200 mm

Maximum value of SAR (interpolated) = 4.29 W/kg

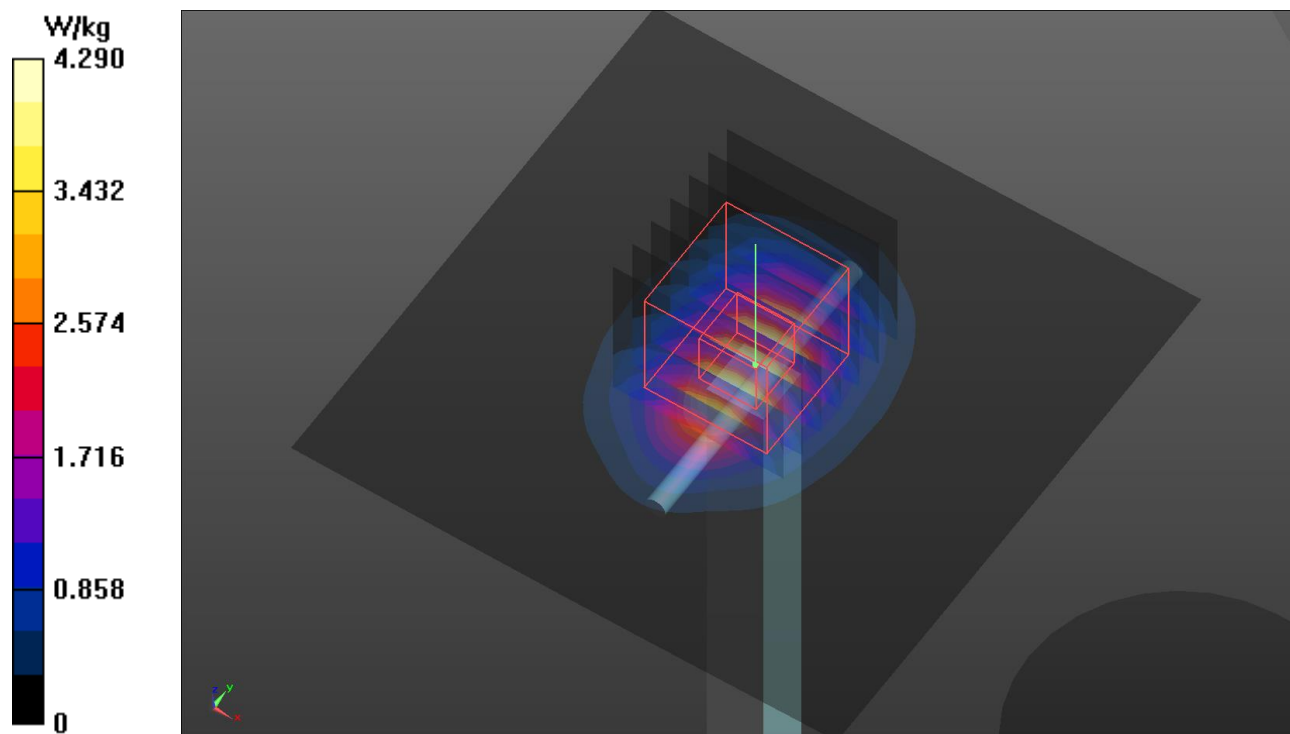
Pin=50mW/Zoom Scan (7x7x7)/Cube 0: Measurement grid: dx=5mm, dy=5mm, dz=5mm

Reference Value = 49.09 V/m; Power Drift = 0.01 dB

Peak SAR (extrapolated) = 5.39 W/kg

SAR(1 g) = 2.48 W/kg; SAR(10 g) = 1.18 W/kg (SAR corrected for target medium)

Maximum value of SAR (measured) = 4.26 W/kg



Plots of System Verification

Test Laboratory: Bureau Veritas ADT SAR/HAC Testing Lab

Date: 2022/07/12

S02 System Check_H5250_220712

DUT: Dipole 5 GHz; Type: D5GHzV2; SN: 1019

Communication System: UID 0, CW; Frequency: 5250 MHz; Duty Cycle: 1:1

Medium: H34T60N1_0712 Medium parameters used: $f = 5250$ MHz; $\sigma = 4.704$ S/m; $\epsilon_r = 36.205$; $\rho = 1000$ kg/m³

Ambient Temperature : 23.4 °C ; Liquid Temperature : 23.3 °C

DASY5 Configuration:

- Probe: EX3DV4 - SN3650; ConvF(5.28, 5.28, 5.28) @ 5250 MHz; Calibrated: 2022/03/24
- Sensor-Surface: 1.4mm (Mechanical Surface Detection)
- Electronics: DAE4 Sn861; Calibrated: 2022/03/23
- Phantom: SAM Phantom_1985; Type: QD 000 P41 AA;
- Measurement SW: DASY52, Version 52.10 (4); SEMCAD X Version 14.6.14 (7501)

Pin=50mW/Area Scan (91x91x1): Interpolated grid: dx=1.000 mm, dy=1.000 mm

Maximum value of SAR (interpolated) = 9.61 W/kg

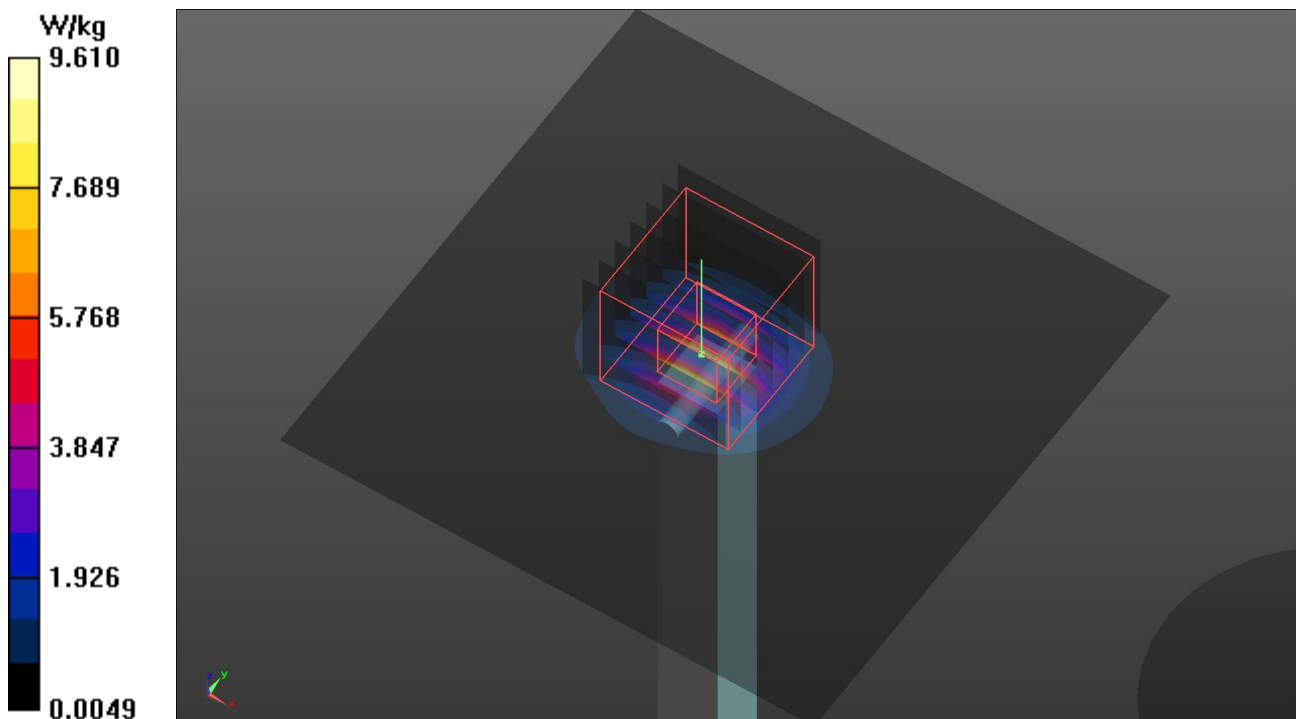
Pin=50mW/Zoom Scan (7x7x7)/Cube 0: Measurement grid: dx=4mm, dy=4mm, dz=1.4mm

Reference Value = 47.27 V/m; Power Drift = 0.01 dB

Peak SAR (extrapolated) = 15.8 W/kg

SAR(1 g) = 4.01 W/kg; SAR(10 g) = 1.14 W/kg (SAR corrected for target medium)

Maximum value of SAR (measured) = 10.0 W/kg



Plots of System Verification

Test Laboratory: Bureau Veritas ADT SAR/HAC Testing Lab

Date: 2022/07/12

S03 System Check_H5600_220712

DUT: Dipole 5 GHz; Type: D5GHzV2; SN: 1019

Communication System: UID 0, CW; Frequency: 5600 MHz; Duty Cycle: 1:1

Medium: H34T60N1_0712 Medium parameters used: $f = 5600$ MHz; $\sigma = 4.997$ S/m; $\epsilon_r = 35.803$; $\rho = 1000$ kg/m³

Ambient Temperature : 23.4 °C ; Liquid Temperature : 23.3 °C

DASY5 Configuration:

- Probe: EX3DV4 - SN3650; ConvF(4.78, 4.78, 4.78) @ 5600 MHz; Calibrated: 2022/03/24
- Sensor-Surface: 1.4mm (Mechanical Surface Detection)
- Electronics: DAE4 Sn861; Calibrated: 2022/03/23
- Phantom: SAM Phantom_1985; Type: QD 000 P41 AA;
- Measurement SW: DASY52, Version 52.10 (4); SEMCAD X Version 14.6.14 (7501)

Pin=50mW/Area Scan (91x91x1): Interpolated grid: dx=1.000 mm, dy=1.000 mm

Maximum value of SAR (interpolated) = 10.5 W/kg

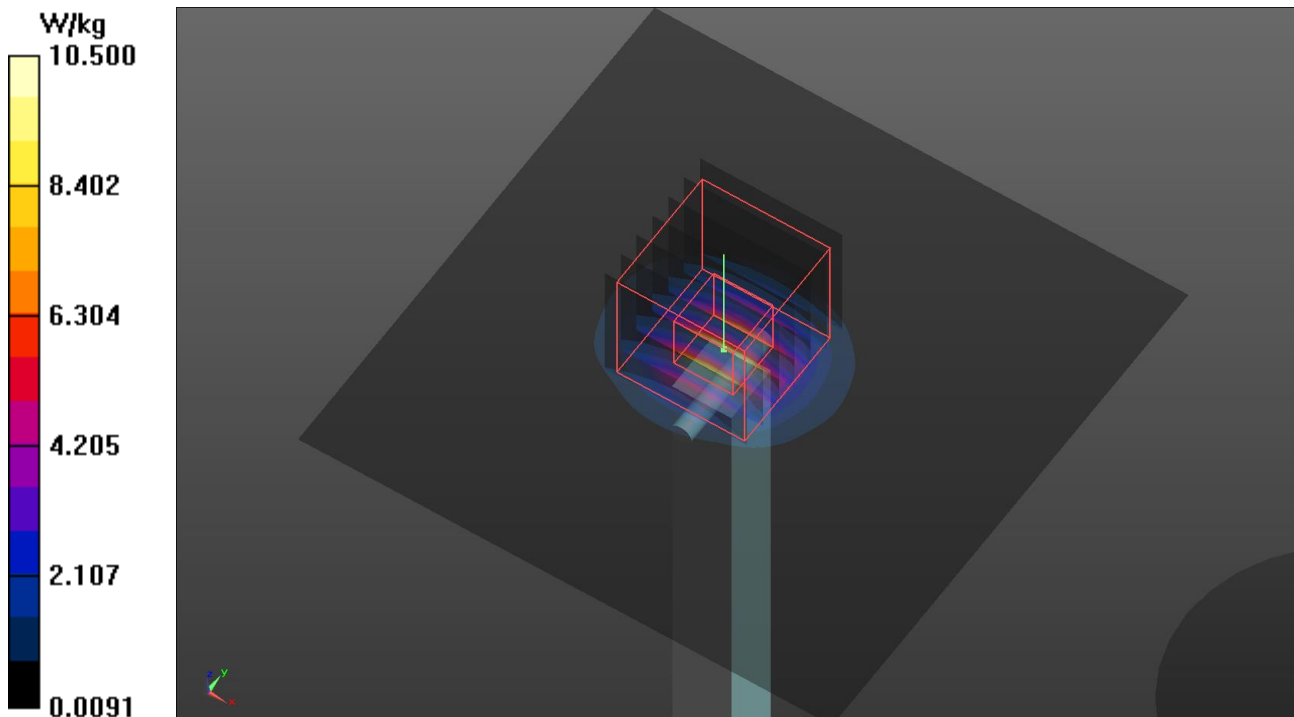
Pin=50mW/Zoom Scan (7x7x7)/Cube 0: Measurement grid: dx=4mm, dy=4mm, dz=1.4mm

Reference Value = 47.17 V/m; Power Drift = 0.01 dB

Peak SAR (extrapolated) = 18.1 W/kg

SAR(1 g) = 4.19 W/kg; SAR(10 g) = 1.18 W/kg (SAR corrected for target medium)

Maximum value of SAR (measured) = 10.9 W/kg



Plots of System Verification

Test Laboratory: Bureau Veritas ADT SAR/HAC Testing Lab

Date: 2022/07/12

S04 System Check_H5750_220712

DUT: Dipole 5 GHz; Type: D5GHzV2; SN: 1019

Communication System: UID 0, CW; Frequency: 5750 MHz; Duty Cycle: 1:1

Medium: H34T60N1_0712 Medium parameters used: $f = 5750$ MHz; $\sigma = 5.255$ S/m; $\epsilon_r = 35.49$; $\rho = 1000$ kg/m³

Ambient Temperature : 23.4 °C ; Liquid Temperature : 23.3 °C

DASY5 Configuration:

- Probe: EX3DV4 - SN3650; ConvF(5.06, 5.06, 5.06) @ 5750 MHz; Calibrated: 2022/03/24
- Sensor-Surface: 1.4mm (Mechanical Surface Detection)
- Electronics: DAE4 Sn861; Calibrated: 2022/03/23
- Phantom: SAM Phantom_1985; Type: QD 000 P41 AA;
- Measurement SW: DASY52, Version 52.10 (4); SEMCAD X Version 14.6.14 (7501)

Pin=50mW/Area Scan (91x91x1): Interpolated grid: dx=1.000 mm, dy=1.000 mm

Maximum value of SAR (interpolated) = 9.26 W/kg

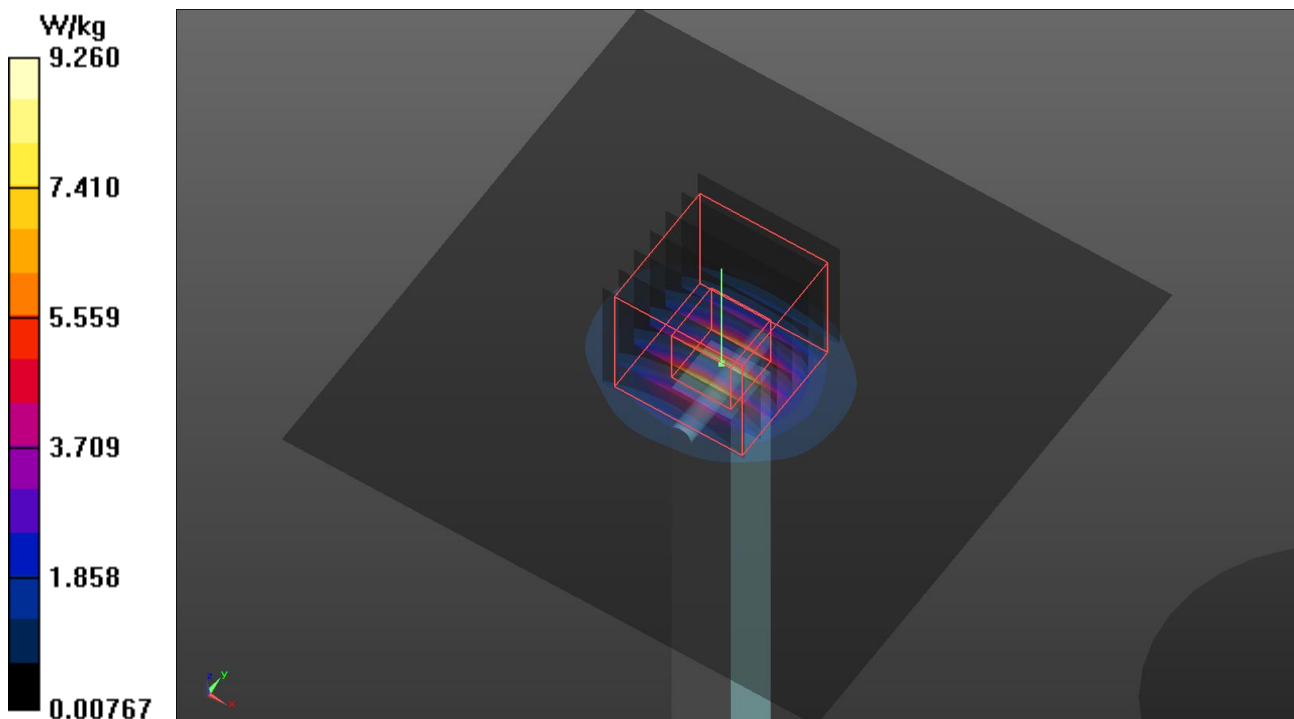
Pin=50mW/Zoom Scan (7x7x7)/Cube 0: Measurement grid: dx=4mm, dy=4mm, dz=1.4mm

Reference Value = 47.29 V/m; Power Drift = -0.01 dB

Peak SAR (extrapolated) = 16.8 W/kg

SAR(1 g) = 3.71 W/kg; SAR(10 g) = 1.05 W/kg (SAR corrected for target medium)

Maximum value of SAR (measured) = 9.82 W/kg



Plots of System Verification

Measurement Report S05 SAR-System Check_H6500_220718 Device under Test Properties

Model, Manufacturer	Dimensions [mm]	IMEI	DUT Type
Dipole,	50.0 x 10.0 x 8.0		6500

Exposure Conditions

Phantom Section, TSL	Position, Test Distance [mm]	Band	Group, UID	Frequency [MHz], Channel Number	Conversion Factor	TSL Conductivity [S/m]	TSL Permittivity
Flat, HSL	,		,	6500.0,	5.7	6.08	34.6

Hardware Setup

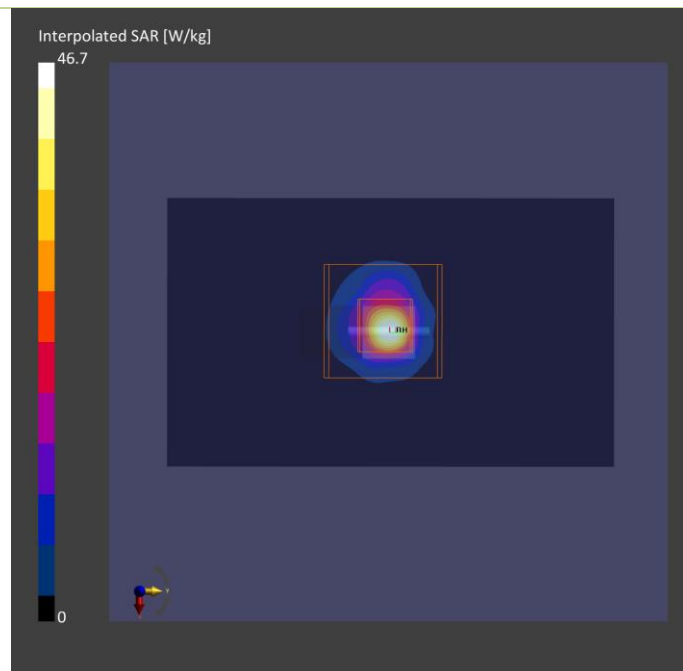
Phantom	TSL, Measured Date	Probe, Calibration Date	DAE, Calibration Date
Twin-SAM V8.0 (30deg probe tilt) - 1987	H50T72N1, 2022-Jul-18	EX3DV4 - SN7736, 2022-05-30	DAE3 Sn579, 2022-06-01

Scan Setup

	Area Scan	Zoom Scan
Grid Extents [mm]	45.0 x 90.0	22.0 x 22.0 x 22.0
Grid Steps [mm]	7.5 x 7.5	3.4 x 3.4 x 1.4
Sensor Surface [mm]	3.0	1.4

Measurement Results

	Area Scan	Zoom Scan
Date	2022-07-18	2022-07-18
psSAR1g [W/kg]	24.3	28.4
psSAR10g [W/kg]	4.79	5.20
psPDab (1.0cm2, sq) [W/m2]		284
psPDab (4.0cm2, sq) [W/m2]		127
Power Drift [dB]	0.00	-0.02
M2/M1 [%]		51.7
Dist 3dB Peak [mm]		4.6



Plots of System Verification

Measurement Report

S05 Power Density-System Check_10 GHz_2022.07.19

Device under Test Properties

Model, Manufacturer	Dimensions [mm]	IMEI	DUT Type
SPEAG, 5G Verification Source 10 GHz	100.0 x 100.0 x 170.0	SN: 1016	

Exposure Conditions

Phantom Section	Position, Test Distance [mm]	Band	Group, UID	Frequency [MHz], Channel Number	Conversion Factor
5G Air	FRONT, 10	Validation band	CW,	10000.0,	1.0

Hardware Setup

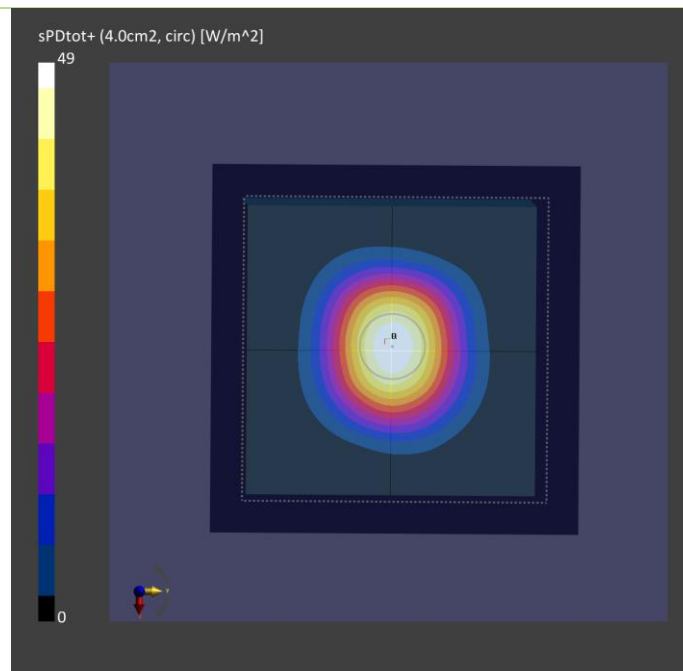
Phantom	Medium	Probe, Calibration Date	DAE, Calibration Date
mmWave- 1035	--Air--	EUmmWV3 - SN9361_F1-55GHz, 2021-08-25	DAE3 Sn579, 2022-06-01

Scan Setup

	5G Scan
Grid Extents [mm]	120.0 x 120.0
Grid Steps [lambda]	0.25 x 0.25
Sensor Surface [mm]	10

Measurement Results

	5G Scan
Date	2022-07-19
Avg. Area [cm ²]	4.00
psPDn+ [W/m ²]	48.9
psPDtot+ [W/m ²]	49.0
psPDmod+ [W/m ²]	49.4
E _{max} [V/m]	143
Power Drift [dB]	0.06



Annex B. Plots of Measurement

The SAR plots for highest measured SAR in each exposure configuration, wireless mode and frequency band combination are shown as follows.

Plots of Measurement

Test Laboratory: Bureau Veritas ADT SAR/HAC Testing Lab

Date: 2022/7/11

P01 WLAN2.4G_802.11b_Tip Mode_degree 90_5mm_Ch1_Ant 0+1

DUT: BBQZ-WTW-P22030481

Communication System: UID 10012 - CAB, IEEE 802.11b WiFi 2.4 GHz (DSSS, 1 Mbps); Frequency: 2412 MHz; Duty Cycle: 1:1

Medium: H19T27N1_0711 Medium parameters used: $f = 2412$ MHz; $\sigma = 1.841$ S/m; $\epsilon_r = 39.062$; $\rho = 1000$ kg/m³

Ambient Temperature : 23.2 °C ; Liquid Temperature : 23.1 °C

DASY5 Configuration:

- Probe: EX3DV4 - SN7736; ConvF(8.12, 8.12, 8.12) @ 2412 MHz; Calibrated: 2022/5/30
- Sensor-Surface: 1.4mm (Mechanical Surface Detection)
- Electronics: DAE3 Sn579; Calibrated: 2022/6/1
- Phantom: SAM Phantom_1987; Type: QD 000 P41 AA;
- Measurement SW: DASY52, Version 52.10 (4); SEMCAD X Version 14.6.14 (7501)

Area Scan (61x101x1): Interpolated grid: dx=1.200 mm, dy=1.200 mm

Maximum value of SAR (interpolated) = 1.91 W/kg

Zoom Scan (7x7x7)/Cube 0: Measurement grid: dx=5mm, dy=5mm, dz=5mm

Reference Value = 30.40 V/m; Power Drift = -0.16 dB

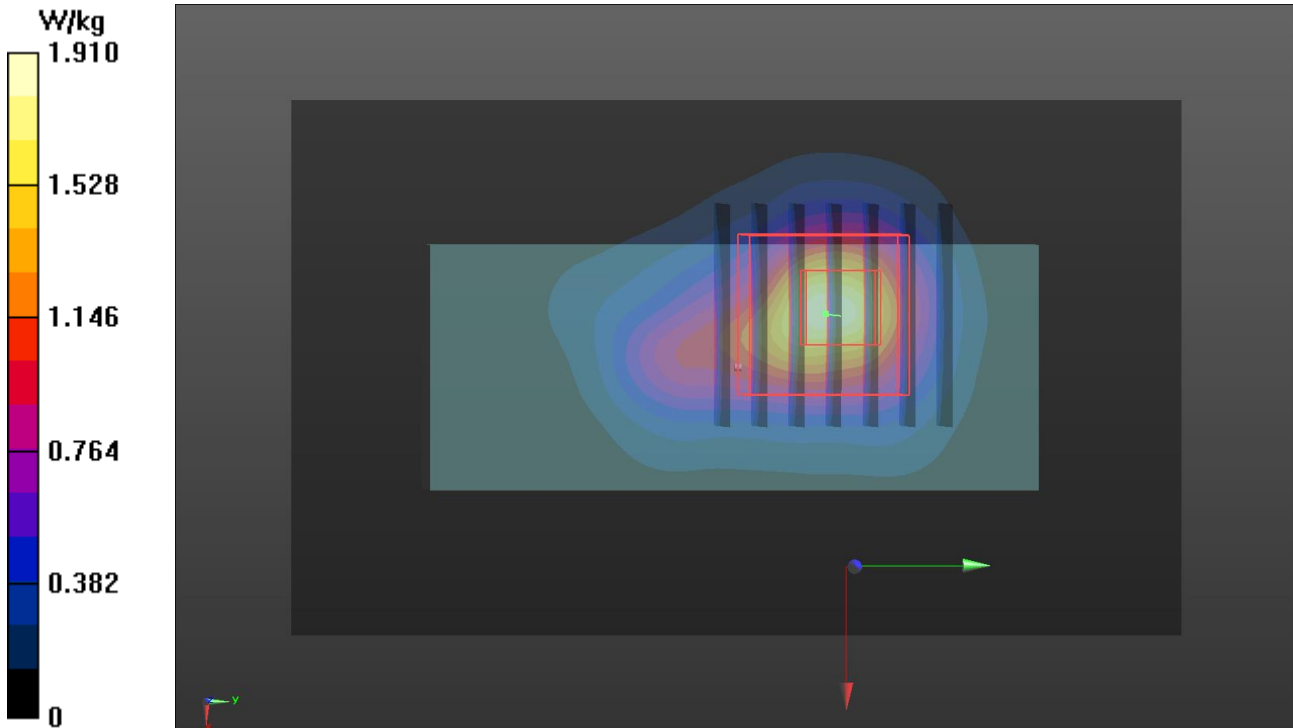
Peak SAR (extrapolated) = 2.40 W/kg

SAR(1 g) = 1.04 W/kg; SAR(10 g) = 0.469 W/kg (SAR corrected for target medium)

Smallest distance from peaks to all points 3 dB below = 8.2 mm

Ratio of SAR at M2 to SAR at M1 = 46.9%

Maximum value of SAR (measured) = 1.75 W/kg



Plots of Measurement

Test Laboratory: Bureau Veritas ADT SAR/HAC Testing Lab

Date: 2022/07/12

P02 WLAN5.3G_802.11ax HE80_Tip Mode_degree 90_5mm_Ch58_Ant 0+1

DUT: BBQZ-WTW-P22030481

Communication System: UID 10731 - AAC, IEEE 802.11ax (80MHz, MCS0); Frequency: 5290 MHz; Duty Cycle: 1:1
Medium: H34T60N1_0712 Medium parameters used: $f = 5290$ MHz; $\sigma = 4.691$ S/m; $\epsilon_r = 35.851$; $\rho = 1000$ kg/m³
Ambient Temperature : 23.4 °C ; Liquid Temperature : 23.3 °C

DASY5 Configuration:

- Probe: EX3DV4 - SN3650; ConvF(5.28, 5.28, 5.28) @ 5290 MHz; Calibrated: 2022/03/24
- Sensor-Surface: 1.4mm (Mechanical Surface Detection)
- Electronics: DAE4 Sn861; Calibrated: 2022/03/23
- Phantom: SAM Phantom_1985; Type: QD 000 P41 AA;
- Measurement SW: DASY52, Version 52.10 (4); SEMCAD X Version 14.6.14 (7501)

Area Scan (81x121x1): Interpolated grid: dx=1.000 mm, dy=1.000 mm
Maximum value of SAR (interpolated) = 2.56 W/kg

Zoom Scan (7x7x7)/Cube 0: Measurement grid: dx=4mm, dy=4mm, dz=1.4mm

Reference Value = 23.13 V/m; Power Drift = -0.04 dB

Peak SAR (extrapolated) = 4.14 W/kg

SAR(1 g) = 1.12 W/kg; SAR(10 g) = 0.408 W/kg (SAR corrected for target medium)

Smallest distance from peaks to all points 3 dB below = 10.2 mm

Ratio of SAR at M2 to SAR at M1 = 63.9%

Maximum value of SAR (measured) = 2.52 W/kg

Zoom Scan (7x7x7)/Cube 1: Measurement grid: dx=4mm, dy=4mm, dz=1.4mm

Reference Value = 23.13 V/m; Power Drift = -0.04 dB

Peak SAR (extrapolated) = 3.60 W/kg

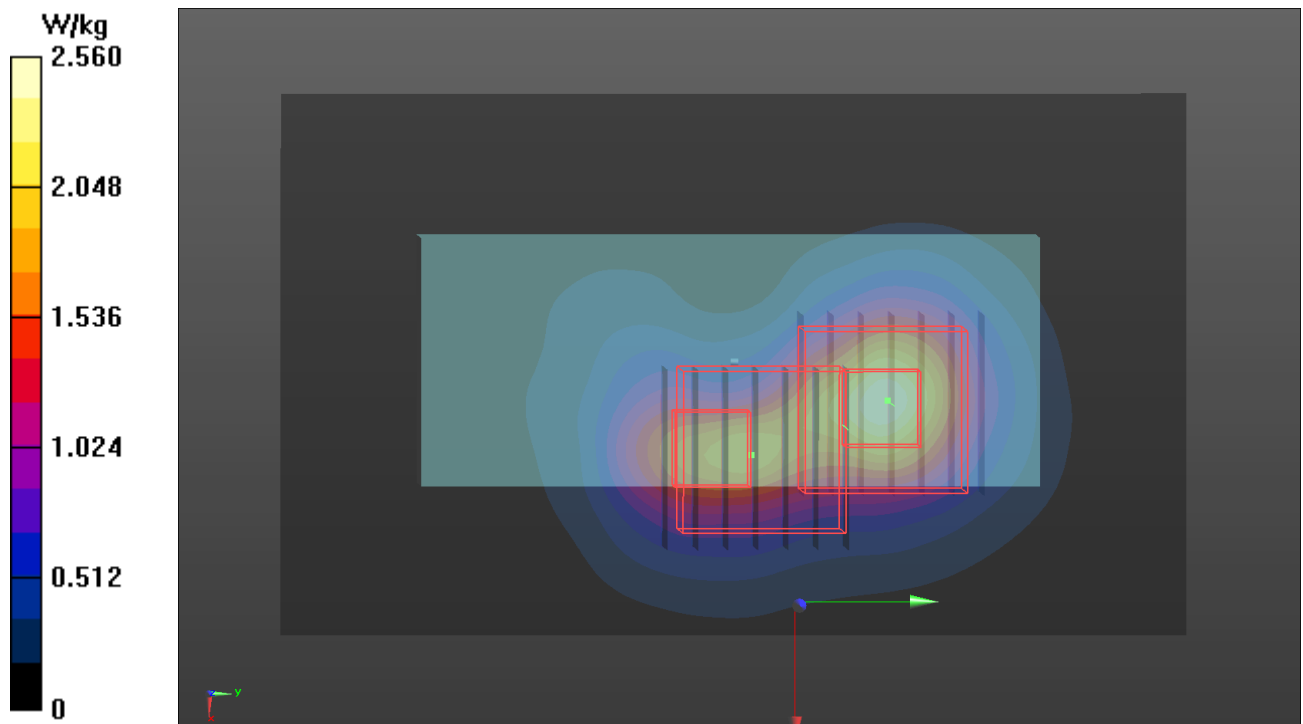
SAR(1 g) = 0.922 W/kg; SAR(10 g) = 0.342 W/kg (SAR corrected for target medium)

Smallest distance from peaks to all points 3 dB below = 9.1 mm

Ratio of SAR at M2 to SAR at M1 = 64.7%

Maximum value of SAR (measured) = 2.22 W/kg

Plots of Measurement



Plots of Measurement

Test Laboratory: Bureau Veritas ADT SAR/HAC Testing Lab

Date: 2022/07/12

P03 WLAN5.6G_802.11ax HE80_Tip Mode_degree 90_5mm_Ch106_Ant 0+1

DUT: BBQZ-WTW-P22030481

Communication System: UID 10731 - AAC, IEEE 802.11ax (80MHz, MCS0); Frequency: 5530 MHz; Duty Cycle: 1:1
Medium: H34T60N1_0712 Medium parameters used: $f = 5530$ MHz; $\sigma = 4.95$ S/m; $\epsilon_r = 36.053$; $\rho = 1000$ kg/m³
Ambient Temperature : 23.4 °C ; Liquid Temperature : 23.3 °C

DASY5 Configuration:

- Probe: EX3DV4 - SN3650; ConvF(4.78, 4.78, 4.78) @ 5530 MHz; Calibrated: 2022/03/24
- Sensor-Surface: 1.4mm (Mechanical Surface Detection)
- Electronics: DAE4 Sn861; Calibrated: 2022/03/23
- Phantom: SAM Phantom_1985; Type: QD 000 P41 AA;
- Measurement SW: DASY52, Version 52.10 (4); SEMCAD X Version 14.6.14 (7501)

Area Scan (81x121x1): Interpolated grid: dx=1.000 mm, dy=1.000 mm
Maximum value of SAR (interpolated) = 3.14 W/kg

Zoom Scan (7x7x7)/Cube 0: Measurement grid: dx=4mm, dy=4mm, dz=1.4mm

Reference Value = 23.75 V/m; Power Drift = 0.07 dB

Peak SAR (extrapolated) = 5.36 W/kg

SAR(1 g) = 1.17 W/kg; SAR(10 g) = 0.429 W/kg (SAR corrected for target medium)

Smallest distance from peaks to all points 3 dB below = 8.9 mm

Ratio of SAR at M2 to SAR at M1 = 61.1%

Maximum value of SAR (measured) = 3.11 W/kg

Zoom Scan (7x7x7)/Cube 1: Measurement grid: dx=4mm, dy=4mm, dz=1.4mm

Reference Value = 23.75 V/m; Power Drift = 0.07 dB

Peak SAR (extrapolated) = 4.97 W/kg

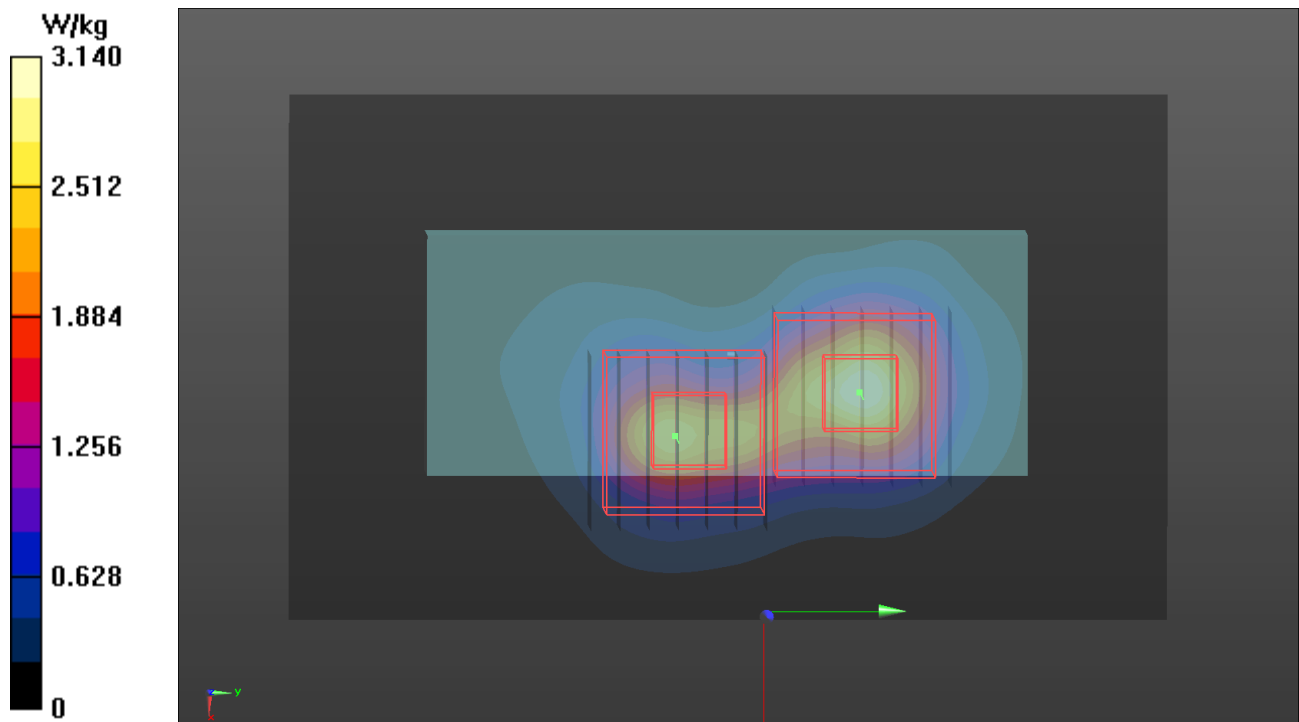
SAR(1 g) = 1.14 W/kg; SAR(10 g) = 0.369 W/kg (SAR corrected for target medium)

Smallest distance from peaks to all points 3 dB below = 7.9 mm

Ratio of SAR at M2 to SAR at M1 = 61.7%

Maximum value of SAR (measured) = 2.82 W/kg

Plots of Measurement



Plots of Measurement

Test Laboratory: Bureau Veritas ADT SAR/HAC Testing Lab

Date: 2022/07/12

P04 WLAN5.8G_802.11ax HE80_Tip Mode_degree 90_5mm_Ch155_Ant 0+1

DUT: BBQZ-WTW-P22030481

Communication System: UID 10731 - AAC, IEEE 802.11ax (80MHz, MCS0); Frequency: 5775 MHz; Duty Cycle: 1:1
Medium: H34T60N1_0712 Medium parameters used: $f = 5775$ MHz; $\sigma = 5.227$ S/m; $\epsilon_r = 35.434$; $\rho = 1000$ kg/m³
Ambient Temperature : 23.4 °C ; Liquid Temperature : 23.3 °C

DASY5 Configuration:

- Probe: EX3DV4 - SN3650; ConvF(5.06, 5.06, 5.06) @ 5775 MHz; Calibrated: 2022/03/24
- Sensor-Surface: 1.4mm (Mechanical Surface Detection)
- Electronics: DAE4 Sn861; Calibrated: 2022/03/23
- Phantom: SAM Phantom_1985; Type: QD 000 P41 AA;
- Measurement SW: DASY52, Version 52.10 (4); SEMCAD X Version 14.6.14 (7501)

Area Scan (81x121x1): Interpolated grid: dx=1.000 mm, dy=1.000 mm
Maximum value of SAR (interpolated) = 2.52 W/kg

Zoom Scan (7x7x7)/Cube 0: Measurement grid: dx=4mm, dy=4mm, dz=1.4mm

Reference Value = 22.11 V/m; Power Drift = 0.01 dB

Peak SAR (extrapolated) = 4.44 W/kg

SAR(1 g) = 1.04 W/kg; SAR(10 g) = 0.381 W/kg (SAR corrected for target medium)

Smallest distance from peaks to all points 3 dB below = 10.4 mm

Ratio of SAR at M2 to SAR at M1 = 59.4%

Maximum value of SAR (measured) = 2.47 W/kg

Zoom Scan (7x7x7)/Cube 1: Measurement grid: dx=4mm, dy=4mm, dz=1.4mm

Reference Value = 22.11 V/m; Power Drift = 0.01 dB

Peak SAR (extrapolated) = 4.30 W/kg

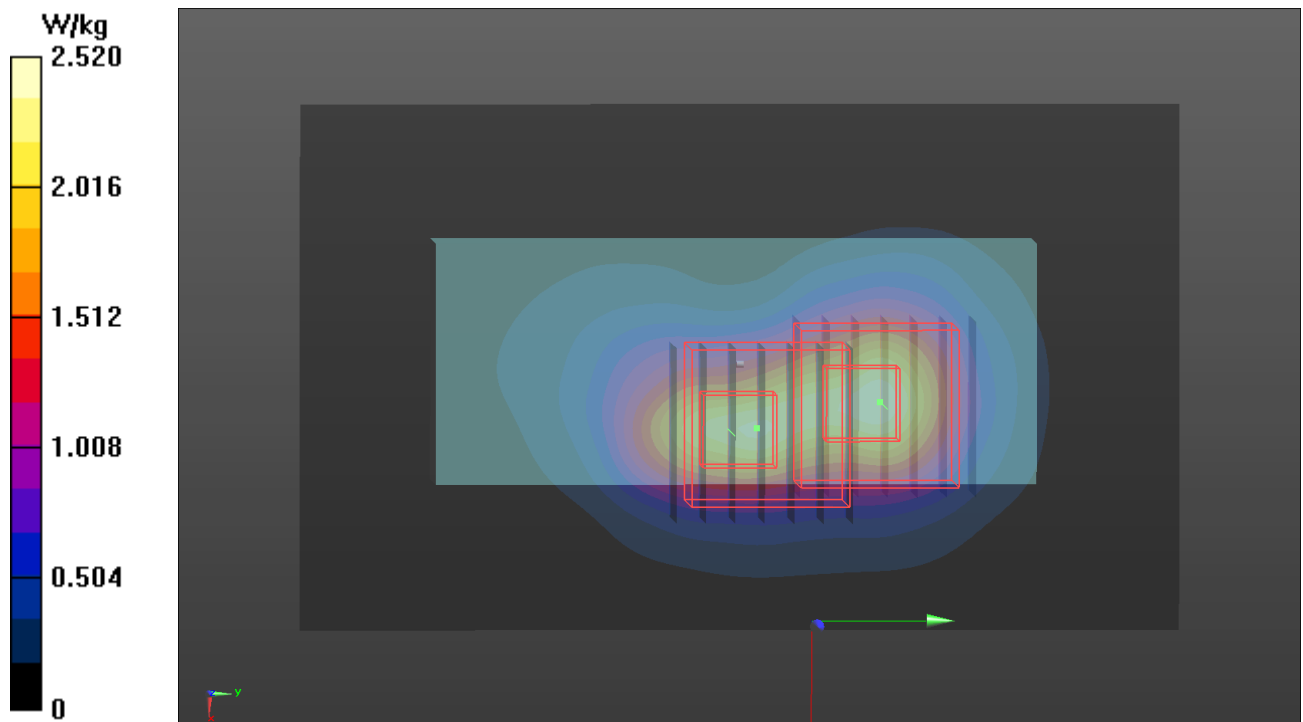
SAR(1 g) = 0.988 W/kg; SAR(10 g) = 0.375 W/kg (SAR corrected for target medium)

Smallest distance from peaks to all points 3 dB below = 8.8 mm

Ratio of SAR at M2 to SAR at M1 = 59.4%

Maximum value of SAR (measured) = 2.40 W/kg

Plots of Measurement



Plots of Measurement

Measurement Report

P05 SAR-UNII-8_802.11ax HE80_Tip Mode_degree 90_5mm_Ch215_Ant 0+1

Device under Test Properties

Model, Manufacturer	Dimensions [mm]	IMEI	DUT Type
BBQZ-WTW-P22030481,	82.0 x 33.0 x 16.0		Dongle

Exposure Conditions

Phantom Section, TSL	Position, Test Distance [mm]	Band	Group, UID	Frequency [MHz], Channel Number	Conversion Factor	TSL Conductivity [S/m]	TSL Permittivity
Flat, HSL	Tip Mode_degree 90, 5.00	U-NII-8	WLAN, 10731-AAC	7025.0, 215	5.45	6.62	33.6

Hardware Setup

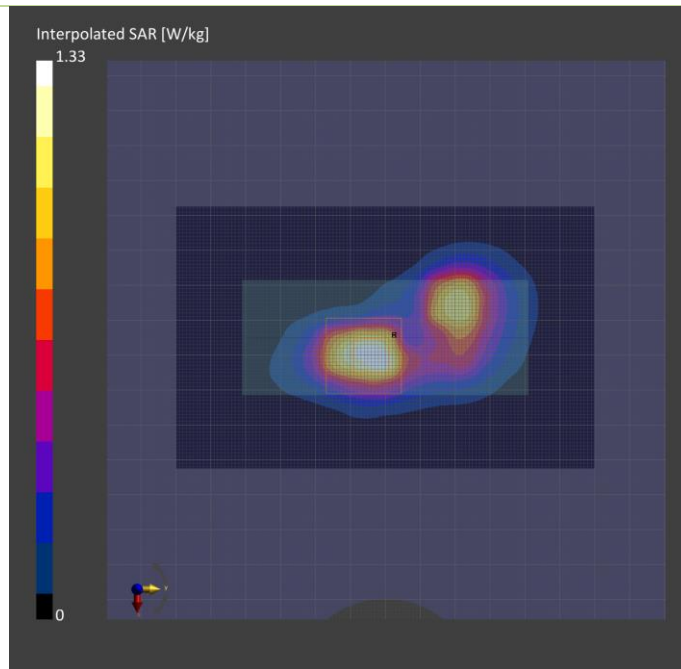
Phantom	TSL, Measured Date	Probe, Calibration Date	DAE, Calibration Date
Twin-SAM V8.0 (30deg probe tilt) - 1987	H50T72N1 , 2022-July-18	EX3DV4 - SN7736, 2022-05-30	DAE3 Sn579, 2022-06-01

Scan Setup

	Area Scan	Zoom Scan
Grid Extents [mm]	75.0 x 120.0	22.0 x 22.0 x 22.0
Grid Steps [mm]	7.5 x 7.5	3.0 x 3.0 x 1.4
Sensor Surface [mm]	3.0	1.4

Measurement Results

	Area Scan	Zoom Scan
Date	2022-07-18	2022-07-18
psSAR1g [W/kg]	1.10	1.07
psSAR10g [W/kg]	0.354	0.372
psPDab (1.0cm2, sq) [W/m2]		9.99
psPDab (4.0cm2, sq) [W/m2]		8.4
Power Drift [dB]	-0.04	-0.07
M2/M1 [%]		49.5
Dist 3dB Peak [mm]		7.4



Plots of Measurement

Measurement Report

P05 Power Density-UNII-8_802.11ax HE80_Tip Mode_degree 90_5mm_Ch215_Ant 0+1

Device under Test Properties

Model, Manufacturer	Dimensions [mm]	IMEI	DUT Type
BBQZ-WTW-P22030481	82.0 x 33.0 x 16.0		Dongle

Exposure Conditions

Phantom Section	Position, Test Distance [mm]	Band	Group, UID	Frequency [MHz], Channel Number	Conversion Factor
5G Air	Tip Mode_degree 90 5.00	U-NII-8	WLAN, 10731-AAC	7025.0, 215	1.0

Hardware Setup

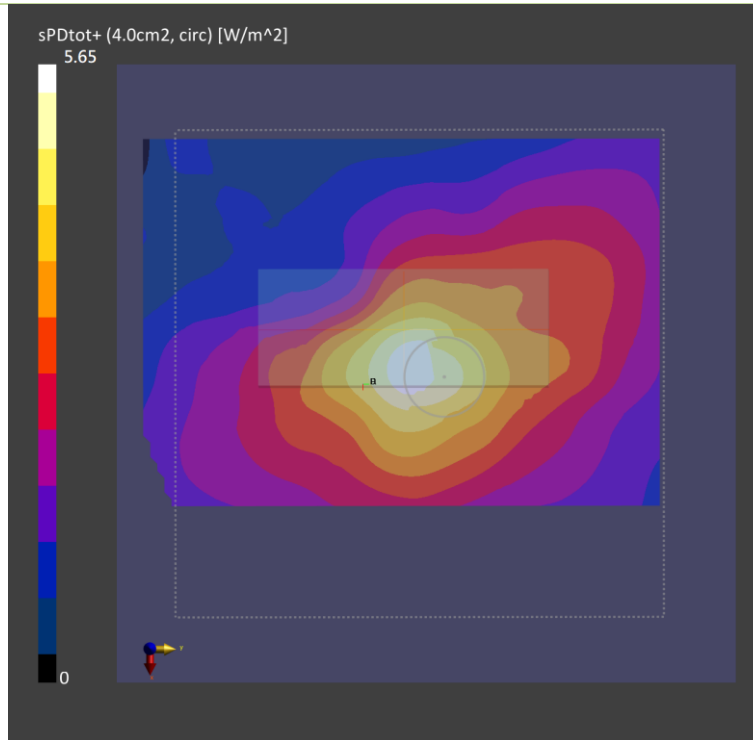
Phantom	Medium	Probe, Calibration Date	DAE, Calibration Date
mmWave- 1035	--Air--	EUmmWV3 - SN9361_F1-55GHz, 2021-08-25	DAE3 Sn579, 2022-06-01

Scan Setup

	5G Scan
Grid Extents [mm]	120.0 x 120.0
Grid Steps [lambda]	0.25 x 0.25
Sensor Surface [mm]	5.0

Measurement Results

	5G Scan
Date	2022-07-19
Avg. Area [cm ²]	4.00
psPDn+ [W/m ²]	5.32
psPDtot+ [W/m ²]	5.69
psPDmod+ [W/m ²]	7.23
E _{max} [V/m]	71.8
Power Drift [dB]	-0.14



Annex C. Tissue & System Verification

The measuring results for tissue simulating liquid and system check are shown as below.

Note:

1. For Section 4.3, the dielectric properties of the tissue simulating liquid have been measured within 24 hours before the SAR testing and within $\pm 10\%$ of the target values. Liquid temperature during the SAR testing has kept within $\pm 2^\circ\text{C}$.
2. For Section 4.4, The SAR measurement system was validated according to procedures in KDB 865664 D01. The validation status in tabulated summary is as below.
3. For Section 4.5, Comparing to the reference SAR value provided by SPEAG in dipole calibration certificate, the deviation of system check results is within its specification of 10 %. The result indicates the system check can meet the variation criterion and the plots please refer to Annex A of this report.

Tissue Verification									Validation for CW			Validation for Modulation				System Validation					Note			
Plot No.	Frequency (MHz)	Liquid Temp. (°C)	Conductivity (σ)	Permittivity (ε _r)	Targeted Conductivity (σ)	Targeted Permittivity (ε _r)	Deviation Conductivity (σ)	Deviation Permittivity (ε _r)	Sensitivity Range	Probe Linearity	Probe Isotropy	Modulation Type	Duty Factor	PAR	Date	Frequency (MHz)	Targeted 1g SAR (W/kg)	Measured 1g SAR (W/kg)	Normalized 1g SAR (W/kg)	Deviation (%)	Dipole S/N	Probe S/N	DAE S/N	Output Power (dB)
S01	2450	23.1	1.88	38.883	1.8	39.2	4.44	-0.81	Pass	Pass	Pass	OFDM	N/A	Pass	Jul. 11, 2022	2450	52.60	2.48	49.48	-5.93	737	7736	579	17
S02	5250	23.3	4.704	36.205	4.71	35.9	-0.13	0.85	Pass	Pass	Pass	OFDM	N/A	Pass	Jul. 12, 2022	5250	80.60	4.01	80.01	-0.73	1019	3650	861	17
S03	5600	23.3	4.997	35.803	5.07	35.5	-1.44	0.85	Pass	Pass	Pass	OFDM	N/A	Pass	Jul. 12, 2022	5600	82.40	4.19	83.60	1.46	1019	3650	861	17
S04	5750	23.3	5.255	35.49	5.22	35.4	0.67	0.25	Pass	Pass	Pass	OFDM	N/A	Pass	Jul. 12, 2022	5750	79.40	3.71	74.02	-6.77	1019	3650	861	17
S05	6500	23.2	6.08	34.6	6.07	34.5	0.16	0.29	Pass	Pass	Pass	OFDM	N/A	Pass	Jul. 18, 2022	6500	289.00	28.4	284.00	-1.73	1008	7736	579	20

Plot No.	Test Date	Frequency [GHz]	mmWave Probe S/N	Verification Source S/N	Averaging Area [cm ²]	Distance [mm]	Target Power Density [W/m ²]	Measured Power Density [W/m ²]	Deviation [%]
S05	Jul. 19, 2022	10	9361	1025	4	10.0	51.3	49.0	-4.48%

Annex D. Maximum Target Conducted Power

The maximum conducted average power (Unit: dBm) including tune-up tolerance is shown as below.

WLAN Tune-up Power (Full)					
WLAN 2.4GHz					
Mode	Channel	Frequency	MIMO Ant 0 Tune up	MIMO Ant 1 Tune up	MIMO Ant 0+1 Max Tune up
802.11b	1	2412	13.0	13.0	16.0
	6	2437	13.0	13.0	16.0
	11	2462	13.0	13.0	16.0
802.11g	1	2412	12.5	12.5	15.5
	6	2437	13.0	13.0	16.0
	11	2462	12.5	12.5	15.5
802.11ax HE20	1	2412	12.0	12.0	15.0
	6	2437	12.5	12.5	15.5
	11	2462	11.5	11.5	14.5
802.11ax HE40	3	2422	12.0	12.0	15.0
	6	2437	12.0	12.0	15.0
	9	2452	11.5	11.5	14.5

WLAN Tune-up Power (Full)					
WLAN 5.2GHz					
Mode	Channel	Frequency	MIMO Ant 0 Tune up	MIMO Ant 1 Tune up	MIMO Ant 0+1 Max Tune up
802.11a	36	5180	14.0	14.0	17.0
	40	5200	14.0	14.0	17.0
	44	5220	14.0	14.0	17.0
	48	5240	13.0	13.0	16.0
802.11ax HE20	36	5180	13.0	13.0	16.0
	40	5200	13.5	13.5	16.5
	44	5220	13.5	13.5	16.5
	48	5240	13.5	13.5	16.5
802.11ax HE40	38	5190	13.5	13.5	16.5
	46	5230	13.5	13.5	16.5
802.11ax HE80	42	5210	13.0	13.0	16.0

WLAN Tune-up Power (Full)					
WLAN 5.3GHz					
Mode	Channel	Frequency	MIMO Ant 0 Tune up	MIMO Ant 1 Tune up	MIMO Ant 0+1 Max Tune up
802.11a	52	5260	13.5	13.5	16.5
	56	5280	13.5	13.5	16.5
	60	5300	14.0	14.0	17.0
	64	5320	14.0	14.0	17.0
802.11ax HE20	52	5260	13.5	13.5	16.5
	56	5280	13.5	13.5	16.5
	60	5300	13.5	13.5	16.5
	64	5320	13.5	13.5	16.5
802.11ax HE40	54	5270	13.5	13.5	16.5
	62	5310	13.5	13.5	16.5
802.11ax HE80	58	5290	14.0	14.0	17.0

WLAN Tune-up Power (Full)					
WLAN 5.6GHz					
Mode	Channel	Frequency	MIMO Ant 0 Tune up	MIMO Ant 1 Tune up	MIMO Ant 0+1 Max Tune up
802.11a	100	5500	14.0	14.0	17.0
	116	5580	14.0	14.0	17.0
	120	5600	13.5	13.5	16.5
	124	5620	13.5	13.5	16.5
	132	5660	13.5	13.5	16.5
	140	5700	14.0	14.0	17.0
	144	5720	14.0	14.0	17.0
802.11ax HE20	100	5500	13.5	13.5	16.5
	116	5580	13.5	13.5	16.5
	120	5600	13.0	13.0	16.0
	124	5620	13.0	13.0	16.0
	132	5660	13.0	13.0	16.0
	140	5700	13.5	13.5	16.5
	144	5720	13.5	13.5	16.5
802.11ax HE40	102	5510	13.5	13.5	16.5
	110	5550	13.5	13.5	16.5
	118	5590	13.0	13.0	16.0
	126	5630	13.0	13.0	16.0
	134	5670	13.5	13.5	16.5
	142	5710	13.5	13.5	16.5
802.11ax HE80	106	5530	14.0	14.0	17.0
	122	5610	14.0	14.0	17.0
	138	5690	13.5	13.5	16.5

WLAN Tune-up Power (Full)					
WLAN 5.8GHz					
Mode	Channel	Frequency	MIMO Ant 0 Tune up	MIMO Ant 1 Tune up	MIMO Ant 0+1 Max Tune up
802.11a	149	5745	14.0	14.0	17.0
	153	5765	13.0	13.0	16.0
	157	5785	14.0	14.0	17.0
	161	5805	13.0	13.0	16.0
	165	5825	13.0	13.0	16.0
802.11ax HE20	149	5745	13.0	13.0	16.0
	153	5765	13.0	13.0	16.0
	157	5785	13.0	13.0	16.0
	161	5805	13.0	13.0	16.0
	165	5825	12.5	12.5	15.5
802.11ax HE40	151	5755	13.0	13.0	16.0
	159	5795	13.0	13.0	16.0
802.11ax HE80	155	5775	14.0	14.0	17.0

WLAN Tune-up Power (Full)					
UNII-5					
Mode	Channel	Frequency	MIMO Ant 0 Tune up	MIMO Ant 1 Tune up	MIMO Ant 0+1 Max Tune up
802.11a	1	5955	7.5	7.5	10.5
	5	5975	7.5	7.5	10.5
	9	5995	7.5	7.5	10.5
	13	6015	7.5	7.5	10.5
	17	6035	7.5	7.5	10.5
	21	6055	7.5	7.5	10.5
	25	6075	7.5	7.5	10.5
	29	6095	7.5	7.5	10.5
	33	6115	7.5	7.5	10.5
	37	6135	7.5	7.5	10.5
	41	6155	7.5	7.5	10.5
	45	6175	7.5	7.5	10.5
	49	6195	7.5	7.5	10.5
	53	6215	7.5	7.5	10.5
	57	6235	7.5	7.5	10.5
	61	6255	7.5	7.5	10.5
	65	6275	7.5	7.5	10.5
	69	6295	7.5	7.5	10.5
	73	6315	7.5	7.5	10.5
	77	6335	7.5	7.5	10.5
81	6355	7.5	7.5	10.5	
85	6375	7.5	7.5	10.5	
89	6395	7.5	7.5	10.5	
93	6415	7.5	7.5	10.5	
802.11ax HE20	1	5955	8.5	8.5	11.5
	5	5975	8.5	8.5	11.5
	9	5995	8.5	8.5	11.5
	13	6015	8.5	8.5	11.5
	17	6035	8.5	8.5	11.5
	21	6055	8.5	8.5	11.5
	25	6075	8.5	8.5	11.5
	29	6095	8.5	8.5	11.5
	33	6115	8.5	8.5	11.5
	37	6135	8.5	8.5	11.5
	41	6155	8.5	8.5	11.5
	45	6175	8.5	8.5	11.5
	49	6195	8.5	8.5	11.5
	53	6215	8.5	8.5	11.5
	57	6235	8.5	8.5	11.5
	61	6255	8.5	8.5	11.5
	65	6275	8.5	8.5	11.5
	69	6295	8.5	8.5	11.5
	73	6315	8.5	8.5	11.5
	77	6335	8.5	8.5	11.5
81	6355	8.5	8.5	11.5	
85	6375	8.5	8.5	11.5	
89	6395	8.5	8.5	11.5	
93	6415	8.5	8.5	11.5	
802.11ax HE40	3	5965	10.5	10.5	13.5
	11	6005	10.5	10.5	13.5
	19	6045	10.5	10.5	13.5
	27	6085	10.5	10.5	13.5
	35	6125	10.5	10.5	13.5
	43	6165	10.5	10.5	13.5
	51	6205	10.5	10.5	13.5
	59	6245	10.5	10.5	13.5
	67	6285	10.5	10.5	13.5
	75	6325	10.5	10.5	13.5
83	6365	10.5	10.5	13.5	
91	6405	10.5	10.5	13.5	
802.11ax HE80	7	5985	13.0	13.0	16.0
	23	6065	13.0	13.0	16.0
	39	6145	13.0	13.0	16.0
	55	6225	13.0	13.0	16.0
	71	6305	13.0	13.0	16.0
87	6385	13.0	13.0	16.0	

WLAN Tune-up Power (Full)					
UNII-6					
Mode	Channel	Frequency	MIMO Ant 0 Tune up	MIMO Ant 1 Tune up	MIMO Ant 0+1 Max Tune up
802.11a	97	6435	8.0	8.0	11.0
	101	6455	8.0	8.0	11.0
	105	6475	8.0	8.0	11.0
	109	6495	8.0	8.0	11.0
	113	6515	8.0	8.0	11.0
	117	6535	8.0	8.0	11.0
802.11ax HE20	97	6435	9.5	9.5	12.5
	101	6455	9.5	9.5	12.5
	105	6475	9.5	9.5	12.5
	109	6495	9.5	9.5	12.5
	113	6515	9.5	9.5	12.5
	117	6535	9.5	9.5	12.5
802.11ax HE40	99	6445	10.0	10.0	13.0
	107	6485	10.0	10.0	13.0
	115	6525	10.0	10.0	13.0
802.11ax HE80	103	6465	13.5	13.5	16.5
	119	6545	13.5	13.5	16.5

WLAN Tune-up Power (Full)					
UNII-7					
Mode	Channel	Frequency	MIMO Ant 0 Tune up	MIMO Ant 1 Tune up	MIMO Ant 0+1 Max Tune up
802.11a	121	6555	8.0	8.0	11.0
	125	6575	8.0	8.0	11.0
	129	6595	8.0	8.0	11.0
	133	6615	8.0	8.0	11.0
	137	6635	8.0	8.0	11.0
	141	6655	8.0	8.0	11.0
	145	6675	8.0	8.0	11.0
	149	6695	8.0	8.0	11.0
	153	6715	8.0	8.0	11.0
	157	6735	8.0	8.0	11.0
	161	6755	8.0	8.0	11.0
	165	6775	8.0	8.0	11.0
	169	6795	8.0	8.0	11.0
	173	6815	8.0	8.0	11.0
	177	6835	8.0	8.0	11.0
802.11ax HE20	181	6855	8.0	8.0	11.0
	185	6875	8.0	8.0	11.0
	121	6555	9.0	9.0	12.0
	125	6575	9.0	9.0	12.0
	129	6595	9.0	9.0	12.0
	133	6615	9.0	9.0	12.0
	137	6635	9.0	9.0	12.0
	141	6655	9.0	9.0	12.0
	145	6675	9.0	9.0	12.0
	149	6695	9.0	9.0	12.0
	153	6715	9.0	9.0	12.0
	157	6735	9.0	9.0	12.0
	161	6755	9.0	9.0	12.0
	165	6775	9.0	9.0	12.0
	169	6795	9.0	9.0	12.0
802.11ax HE40	173	6815	9.0	9.0	12.0
	177	6835	9.0	9.0	12.0
	181	6855	9.0	9.0	12.0
	185	6875	9.0	9.0	12.0
	123	6565	10.0	10.0	13.0
	131	6605	10.0	10.0	13.0
	139	6645	10.0	10.0	13.0
	147	6685	10.0	10.0	13.0
802.11ax HE80	155	6725	10.0	10.0	13.0
	163	6765	10.0	10.0	13.0
	171	6805	10.0	10.0	13.0
	179	6845	10.0	10.0	13.0
	187	6885	10.0	10.0	13.0
802.11ax HE80	135	6625	13.5	13.5	16.5
	151	6705	13.5	13.5	16.5
	167	6785	13.5	13.5	16.5
	183	6865	13.5	13.5	16.5

WLAN Tune-up Power (Full)					
UNII-8					
Mode	Channel	Frequency	MIMO Ant 0 Tune up	MIMO Ant 1 Tune up	MIMO Ant 0+1 Max Tune up
802.11a	189	6895	8.0	8.0	11.0
	193	6915	8.0	8.0	11.0
	197	6935	8.0	8.0	11.0
	201	6955	8.0	8.0	11.0
	205	6975	8.0	8.0	11.0
	209	6995	8.0	8.0	11.0
	213	7015	8.0	8.0	11.0
	217	7035	8.0	8.0	11.0
	221	7055	8.0	8.0	11.0
	225	7075	8.0	8.0	11.0
	229	7095	8.0	8.0	11.0
	233	7115	8.0	8.0	11.0
802.11ax HE20	189	6895	11.0	11.0	14.0
	193	6915	11.0	11.0	14.0
	197	6935	11.0	11.0	14.0
	201	6955	11.0	11.0	14.0
	205	6975	11.0	11.0	14.0
	209	6995	11.0	11.0	14.0
	213	7015	11.0	11.0	14.0
	217	7035	11.0	11.0	14.0
	221	7055	11.0	11.0	14.0
	225	7075	11.0	11.0	14.0
	229	7095	11.0	11.0	14.0
	233	7115	5.0	5.0	8.0
802.11ax HE40	195	6925	13.5	13.5	16.5
	203	6965	13.5	13.5	16.5
	211	7005	11.5	11.5	14.5
	219	7045	13.5	13.5	16.5
	227	7085	13.5	13.5	16.5
802.11ax HE80	199	6945	14.5	14.5	17.5
	215	7025	14.5	14.5	17.5

Annex E. Measured Conducted Power Result

The measuring conducted power (Unit: dBm) are shown as below.

WLAN Conducted Power (Full)					
WLAN2.4GHz Ant 0+1					
Mode	Channel	Frequency	MIMO Ant 0 Avg. Power	MIMO Ant 1 Avg. Power	MIMO Ant 0+1 Avg. Power
802.11b	1	2412	12.93	12.98	15.97
	6	2437	12.97	12.99	15.99
	11	2462	12.57	12.64	15.62
802.11g	1	2412	12.22	12.37	15.31
	6	2437	12.8	12.99	15.91
	11	2462	12.18	12.11	15.16
802.11ax HE20	1	2412	11.42	11.59	14.52
	6	2437	11.75	12.49	15.15
	11	2462	11.22	11.26	14.25
802.11ax HE40	3	2422	11.4	11.99	14.72
	6	2437	11.64	11.99	14.83
	9	2452	11.49	11.47	14.49

WLAN Conducted Power (Full)					
WLAN 5.3GHz Ant 0+1					
Mode	Channel	Frequency	MIMO Ant 0 Avg. Power	MIMO Ant 1 Avg. Power	MIMO Ant 0+1 Avg. Power
802.11a	52	5260	13.49	13.4	16.46
	56	5280	13.21	13.39	16.31
	60	5300	13.79	13.69	16.75
	64	5320	13.94	14.01	16.99
802.11ax HE20	52	5260	13.49	12.79	16.16
	56	5280	13.49	13.41	16.46
	60	5300	13.12	13.32	16.23
	64	5320	13.08	13.4	16.25
802.11ax HE40	54	5270	13.27	13.12	16.21
	62	5310	13.08	13.49	16.3
802.11ax HE80	58	5290	13.97	13.98	16.99

WLAN Conducted Power (Full)					
WLAN 5.6GHz Ant 0+1					
Mode	Channel	Frequency	MIMO Ant 0 Avg. Power	MIMO Ant 1 Avg. Power	MIMO Ant 0+1 Avg. Power
802.11a	100	5500	13.9	13.85	16.89
	116	5580	13.79	13.74	16.78
	120	5600	13.22	13.38	16.31
	124	5620	13.36	13.41	16.4
	132	5660	13.42	13.39	16.42
	140	5700	13.8	13.77	16.8
	144	5720	14.07	13.84	16.97
802.11ax HE20	100	5500	13.49	12.88	16.21
	116	5580	13.32	13.02	16.18
	120	5600	12.32	12.09	15.22
	124	5620	12.35	12.21	15.29
	132	5660	12.41	12.11	15.27
	140	5700	13.34	13.03	16.2
	144	5720	13.49	13.04	16.28
802.11ax HE40	102	5510	13.29	13.19	16.25
	110	5550	12.85	13.36	16.12
	118	5590	12.71	12.51	15.62
	126	5630	12.68	12.34	15.52
	134	5670	13.41	12.85	16.15
	142	5710	13.11	13.16	16.15
802.11ax HE80	106	5530	14.04	13.9	16.98
	122	5610	13.52	13.65	16.6
	138	5690	13.49	12.69	16.12

WLAN Conducted Power (Full)					
WLAN 5.8GHz Ant 0+1					
Mode	Channel	Frequency	MIMO Ant 0 Avg. Power	MIMO Ant 1 Avg. Power	MIMO Ant 0+1 Avg. Power
802.11a	149	5745	13.46	13.87	16.68
	153	5765	12.41	12.38	15.41
	157	5785	13.48	13.84	16.67
	161	5805	12.51	12.46	15.5
	165	5825	12.61	13.02	15.83
802.11ax HE20	149	5745	12.83	12.99	15.92
	153	5765	12.43	12.45	15.45
	157	5785	12.67	13.02	15.86
	161	5805	12.39	12.32	15.37
	165	5825	12.02	12.11	15.08
802.11ax HE40	151	5755	12.52	13.21	15.89
	159	5795	12.56	13.12	15.86
802.11ax HE80	155	5775	13.79	13.75	16.78

WLAN Conducted Power (Full)					
UNII-5 Ant 0+1					
Mode	Channel	Frequency	MIMO Ant 0 Avg. Power	MIMO Ant 1 Avg. Power	MIMO Ant 0+1 Avg. Power
802.11a	1	5955	7.22	7.29	10.27
	5	5975	7.12	6.89	10.02
	9	5995	7.11	6.96	10.05
	13	6015	7.03	6.88	9.97
	17	6035	7.02	7.02	10.03
	21	6055	7.18	6.84	10.02
	25	6075	7.17	6.97	10.08
	29	6095	7.08	6.8	9.95
	33	6115	7.1	6.87	10
	37	6135	7.04	7.07	10.07
	41	6155	7.06	6.84	9.96
	45	6175	7.11	7.32	10.23
	49	6195	7.15	6.97	10.07
	53	6215	7.12	6.84	9.99
	57	6235	7.14	6.99	10.08
	61	6255	7.08	7	10.05
	65	6275	7.12	6.87	10.01
	69	6295	7.11	6.82	9.98
	73	6315	7.01	7	10.02
	77	6335	7.08	7.02	10.06
81	6355	7.1	7.06	10.09	
85	6375	7.02	7.04	10.04	
89	6395	7.1	6.92	10.02	
93	6415	7.39	7.2	10.31	
802.11ax HE20	1	5955	7.69	7.92	10.82
	5	5975	7.66	7.93	10.81
	9	5995	7.9	7.87	10.9
	13	6015	7.78	7.98	10.89
	17	6035	7.72	7.89	10.82
	21	6055	7.67	7.82	10.76
	25	6075	7.69	7.9	10.81
	29	6095	7.83	7.74	10.8
	33	6115	7.72	7.88	10.81
	37	6135	7.83	7.87	10.86
	41	6155	7.79	7.65	10.73
	45	6175	7.95	8.23	11.1
	49	6195	7.86	7.99	10.94
	53	6215	7.74	7.63	10.7
	57	6235	7.67	7.71	10.7
	61	6255	7.85	7.72	10.8
	65	6275	7.8	7.88	10.85
	69	6295	7.78	7.89	10.85
	73	6315	7.62	8.06	10.86
	77	6335	7.71	7.97	10.85
81	6355	7.72	7.92	10.83	
85	6375	7.67	7.78	10.74	
89	6395	7.69	7.64	10.68	
93	6415	8.03	8	11.03	
802.11ax HE40	3	5965	9.78	10.24	13.03
	11	6005	9.63	10.05	12.86
	19	6045	9.43	9.73	12.59
	27	6085	9.32	9.76	12.56
	35	6125	9.37	9.8	12.6
	43	6165	8.76	9.35	12.08
	51	6205	9.64	9.8	12.73
	59	6245	9.41	10.03	12.74
	67	6285	9.35	10.05	12.72
	75	6325	9.36	9.92	12.66
83	6365	9.52	10.15	12.86	
91	6405	9.01	9.45	12.25	
802.11ax HE80	7	5985	12.35	12.91	15.65
	23	6065	12.24	12.89	15.59
	39	6145	11.82	12.1	14.97
	55	6225	11.89	12.31	15.12
	71	6305	11.74	12.29	15.03
87	6385	11.98	12.31	15.16	

WLAN Conducted Power (Full)					
UNII-6 Ant 0+1					
Mode	Channel	Frequency	MIMO Ant 0 Avg. Power	MIMO Ant 1 Avg. Power	MIMO Ant 0+1 Avg. Power
802.11a	97	6435	7.52	7.33	10.44
	101	6455	7.72	7.21	10.48
	105	6475	7.56	7.32	10.45
	109	6495	7.57	7.43	10.51
	113	6515	6.85	7.55	10.22
	117	6535	7.75	7.25	10.52
802.11ax HE20	97	6435	8.06	8.02	11.05
	101	6455	8.11	7.79	10.96
	105	6475	7.86	8.05	10.97
	109	6495	8.09	7.82	10.97
	113	6515	8.13	7.83	10.99
	117	6535	9.23	8.72	11.99
802.11ax HE40	99	6445	8.97	9.45	12.23
	107	6485	9.43	9.96	12.71
	115	6525	9.05	9.43	12.25
802.11ax HE80	103	6465	12.59	13.15	15.89
	119	6545	12.62	12.38	15.51

WLAN Conducted Power (Full)					
UNII-7 Ant 0+1					
Mode	Channel	Frequency	MIMO Ant 0 Avg. Power	MIMO Ant 1 Avg. Power	MIMO Ant 0+1 Avg. Power
802.11a	121	6555	7.4	7.13	10.28
	125	6575	7.45	7.03	10.26
	129	6595	7.17	7.18	10.19
	133	6615	7.04	7	10.03
	137	6635	7.11	7.35	10.24
	141	6655	7.47	6.98	10.24
	145	6675	7.07	7.13	10.11
	149	6695	7.65	6.96	10.33
	153	6715	7.05	7.16	10.12
	157	6735	7.05	7.36	10.22
	161	6755	7.1	7.37	10.25
	165	6775	7.49	6.9	10.22
	169	6795	7.02	6.82	9.93
	173	6815	7.13	7.02	10.09
	177	6835	7.53	7.07	10.32
181	6855	7.11	6.95	10.04	
185	6875	7.81	7.45	10.64	
802.11ax HE20	121	6555	8.64	8.09	11.38
	125	6575	8.55	8.26	11.42
	129	6595	7.81	8.28	11.06
	133	6615	8.16	8.05	11.12
	137	6635	8.22	8.29	11.27
	141	6655	8.51	7.95	11.25
	145	6675	8.62	7.92	11.29
	149	6695	7.93	8.28	11.12
	153	6715	6.67	6.71	9.7
	157	6735	7.77	8.23	11.02
	161	6755	8.63	8.08	11.37
	165	6775	7.96	7.88	10.93
	169	6795	8.45	8.05	11.26
	173	6815	7.8	8.02	10.92
	177	6835	8.57	8.01	11.31
181	6855	8.01	7.95	10.99	
185	6875	8.88	8.96	11.93	
802.11ax HE40	123	6565	8.37	8.85	11.63
	131	6605	8.81	9.08	11.9
	139	6645	8.69	8.88	11.73
	147	6685	8.55	9.26	11.93
	155	6725	8.11	8.85	11.51
	163	6765	8.71	8.95	11.84
	171	6805	8.78	8.93	11.87
	179	6845	8.97	9.68	12.35
187	6885	9.52	9.86	12.7	
802.11ax HE80	135	6625	12.19	12.88	15.56
	151	6705	11.71	12.31	15.03
	167	6785	12.05	12.69	15.39
	183	6865	13.38	13.16	16.28

WLAN Conducted Power (Full)					
UNII-8 Ant 0+1					
Mode	Channel	Frequency	MIMO Ant 0 Avg. Power	MIMO Ant 1 Avg. Power	MIMO Ant 0+1 Avg. Power
802.11a	189	6895	7.13	7.64	10.4
	193	6915	6.93	7.27	10.11
	197	6935	6.87	7.03	9.96
	201	6955	7.02	7.29	10.17
	205	6975	7.26	7.02	10.15
	209	6995	7.34	7.59	10.48
	213	7015	7.49	7.22	10.37
	217	7035	7.07	7.57	10.34
	221	7055	6.85	7.44	10.17
	225	7075	7.19	6.83	10.02
	229	7095	7.56	7.89	10.74
233	7115	7.58	7.97	10.79	
802.11ax HE20	189	6895	9.87	10.55	13.23
	193	6915	9.91	9.89	12.91
	197	6935	9.92	10.33	13.14
	201	6955	9.88	10.47	13.2
	205	6975	9.88	10.12	13.01
	209	6995	10.1	10.2	13.16
	213	7015	9.61	9.52	12.58
	217	7035	9.88	10.76	13.35
	221	7055	10.09	10.06	13.09
	225	7075	10.01	10.64	13.35
	229	7095	10.3	10.95	13.65
233	7115	4.06	4.88	7.5	
802.11ax HE40	195	6925	12.27	13.16	15.75
	203	6965	12.19	13.28	15.78
	211	7005	10.64	11.07	13.87
	219	7045	12.15	13.35	15.8
	227	7085	12.28	13.38	15.88
802.11ax HE80	199	6945	13.22	13.26	16.25
	215	7025	14.14	14.33	17.25

Annex F. SAR Test Result

SAR Results for Body Exposure Condition.

Note:

1. SAR testing for WLAN was performed on the maximum power mode.
2. The “< 0.001” means there is no SAR value or the SAR is too low to be measured.

Body SAR Test Result

System & Position						DUT & Accessory	SAR							
Plot No.	Band	Mode	Test Position	Separation Distance (mm)	Channel	Ant Status	Duty Cycle	Crest Factor	Max. Tune-up Power (dBm)	Measured Conducted Power (dBm)	Scaling Factor	Power Drift (dB)	Measured SAR-1g (W/kg)	Scaled SAR-1g (W/kg)
	WLAN2.4G	802.11b	Horizontal Up_degree 0	5	6	Ant 0+1	100.00	1.00	16.00	15.99	1.00	0.05	0.062	0.06
	WLAN2.4G	802.11b	Horizontal Up_degree 90	5	6	Ant 0+1	100.00	1.00	16.00	15.99	1.00	0.07	0.083	0.08
	WLAN2.4G	802.11b	Horizontal Up_degree 160	5	6	Ant 0+1	100.00	1.00	16.00	15.99	1.00	0.05	0.106	0.11
	WLAN2.4G	802.11b	Horizontal Down_degree 0	5	6	Ant 0+1	100.00	1.00	16.00	15.99	1.00	-0.02	0.15	0.15
	WLAN2.4G	802.11b	Horizontal Down_degree 90	5	6	Ant 0+1	100.00	1.00	16.00	15.99	1.00	0.15	0.097	0.10
	WLAN2.4G	802.11b	Horizontal Down_degree 160	5	6	Ant 0+1	100.00	1.00	16.00	15.99	1.00	0.18	0.496	0.50
	WLAN2.4G	802.11b	Vertical Front_degree 0	5	6	Ant 0+1	100.00	1.00	16.00	15.99	1.00	0.12	0.064	0.06
	WLAN2.4G	802.11b	Vertical Front_degree 90	5	6	Ant 0+1	100.00	1.00	16.00	15.99	1.00	0.13	0.195	0.20
	WLAN2.4G	802.11b	Vertical Front_degree 160	5	6	Ant 0+1	100.00	1.00	16.00	15.99	1.00	0.1	0.184	0.18
	WLAN2.4G	802.11b	Vertical Back_degree 0	5	6	Ant 0+1	100.00	1.00	16.00	15.99	1.00	0	<0.001	0.00
	WLAN2.4G	802.11b	Vertical Back_degree 90	5	6	Ant 0+1	100.00	1.00	16.00	15.99	1.00	-0.11	0.092	0.09
	WLAN2.4G	802.11b	Vertical Back_degree 160	5	6	Ant 0+1	100.00	1.00	16.00	15.99	1.00	-0.15	0.116	0.12
	WLAN2.4G	802.11b	Tip Mode_degree 0	5	6	Ant 0+1	100.00	1.00	16.00	15.99	1.00	0	<0.001	0.00
	WLAN2.4G	802.11b	Tip Mode_degree 90	5	6	Ant 0+1	100.00	1.00	16.00	15.99	1.00	-0.02	0.921	0.92
1	WLAN2.4G	802.11b	Tip Mode_degree 90	5	1	Ant 0+1	100.00	1.00	16.00	15.97	1.01	-0.16	1.04	1.05
	WLAN2.4G	802.11b	Tip Mode_degree 90	5	11	Ant 0+1	100.00	1.00	16.00	15.62	1.09	0.02	0.898	0.98
	WLAN2.4G	802.11b	Tip Mode_degree 90	5	1	Ant 0+1	100.00	1.00	16.00	15.97	1.01	-0.16	1.02	1.03
	WLAN5.3G	802.11ax HE80	Horizontal Up_degree 0	5	58	Ant 0+1	100.00	1.00	17.00	16.99	1.00	0.09	0.049	0.05
	WLAN5.3G	802.11ax HE80	Horizontal Up_degree 90	5	58	Ant 0+1	100.00	1.00	17.00	16.99	1.00	0.08	0.056	0.06
	WLAN5.3G	802.11ax HE80	Horizontal Up_degree 160	5	58	Ant 0+1	100.00	1.00	17.00	16.99	1.00	0.08	0.22	0.22
	WLAN5.3G	802.11ax HE80	Horizontal Down_degree 0	5	58	Ant 0+1	100.00	1.00	17.00	16.99	1.00	-0.1	0.67	0.67
	WLAN5.3G	802.11ax HE80	Horizontal Down_degree 90	5	58	Ant 0+1	100.00	1.00	17.00	16.99	1.00	0.02	0.139	0.14
	WLAN5.3G	802.11ax HE80	Horizontal Down_degree 160	5	58	Ant 0+1	100.00	1.00	17.00	16.99	1.00	-0.09	0.618	0.62
	WLAN5.3G	802.11ax HE80	Vertical Front_degree 0	5	58	Ant 0+1	100.00	1.00	17.00	16.99	1.00	-0.04	0.343	0.34
	WLAN5.3G	802.11ax HE80	Vertical Front_degree 90	5	58	Ant 0+1	100.00	1.00	17.00	16.99	1.00	0.02	0.525	0.53
	WLAN5.3G	802.11ax HE80	Vertical Front_degree 160	5	58	Ant 0+1	100.00	1.00	17.00	16.99	1.00	-0.1	0.487	0.49
	WLAN5.3G	802.11ax HE80	Vertical Back_degree 0	5	58	Ant 0+1	100.00	1.00	17.00	16.99	1.00	-0.09	0.056	0.06
	WLAN5.3G	802.11ax HE80	Vertical Back_degree 90	5	58	Ant 0+1	100.00	1.00	17.00	16.99	1.00	-0.14	0.179	0.18
	WLAN5.3G	802.11ax HE80	Vertical Back_degree 160	5	58	Ant 0+1	100.00	1.00	17.00	16.99	1.00	-0.01	0.173	0.17
	WLAN5.3G	802.11ax HE80	Tip Mode_degree 0	5	58	Ant 0+1	100.00	1.00	17.00	16.99	1.00	-0.04	0.037	0.04
2	WLAN5.3G	802.11ax HE80	Tip Mode_degree 90	5	58	Ant 0+1	100.00	1.00	17.00	16.99	1.00	-0.04	1.12	1.12
	WLAN5.3G	802.11ax HE80	Tip Mode_degree 90	5	58	Ant 0+1	100.00	1.00	17.00	16.99	1.00	0.01	1.09	1.09

Body SAR Test Result

System & Position						DUT & Accessory		SAR						
Plot No.	Band	Mode	Test Position	Separation Distance (mm)	Channel	Ant Status	Duty Cycle	Crest Factor	Max. Tune-up Power (dBm)	Measured Conducted Power (dBm)	Scaling Factor	Power Drift (dB)	Measured SAR-1g (W/kg)	Scaled SAR-1g (W/kg)
	WLAN5.6G	802.11ax HE80	Horizontal Up_degree 0	5	106	Ant 0+1	100.00	1.00	17.00	16.98	1.00	-0.07	0.078	0.08
	WLAN5.6G	802.11ax HE80	Horizontal Up_degree 90	5	106	Ant 0+1	100.00	1.00	17.00	16.98	1.00	0.12	0.094	0.09
	WLAN5.6G	802.11ax HE80	Horizontal Up_degree 160	5	106	Ant 0+1	100.00	1.00	17.00	16.98	1.00	0.14	0.524	0.52
	WLAN5.6G	802.11ax HE80	Horizontal Down_degree 0	5	106	Ant 0+1	100.00	1.00	17.00	16.98	1.00	0.05	1.12	1.12
	WLAN5.6G	802.11ax HE80	Horizontal Down_degree 90	5	106	Ant 0+1	100.00	1.00	17.00	16.98	1.00	0.11	0.479	0.48
	WLAN5.6G	802.11ax HE80	Horizontal Down_degree 160	5	106	Ant 0+1	100.00	1.00	17.00	16.98	1.00	-0.17	1	1.00
	WLAN5.6G	802.11ax HE80	Vertical Front_degree 0	5	106	Ant 0+1	100.00	1.00	17.00	16.98	1.00	-0.15	0.43	0.43
	WLAN5.6G	802.11ax HE80	Vertical Front_degree 90	5	106	Ant 0+1	100.00	1.00	17.00	16.98	1.00	-0.08	0.764	0.76
	WLAN5.6G	802.11ax HE80	Vertical Front_degree 160	5	106	Ant 0+1	100.00	1.00	17.00	16.98	1.00	0.12	0.709	0.71
	WLAN5.6G	802.11ax HE80	Vertical Back_degree 0	5	106	Ant 0+1	100.00	1.00	17.00	16.98	1.00	0.18	0.078	0.08
	WLAN5.6G	802.11ax HE80	Vertical Back_degree 90	5	106	Ant 0+1	100.00	1.00	17.00	16.98	1.00	-0.14	0.393	0.39
	WLAN5.6G	802.11ax HE80	Vertical Back_degree 160	5	106	Ant 0+1	100.00	1.00	17.00	16.98	1.00	-0.07	0.341	0.34
	WLAN5.6G	802.11ax HE80	Tip Mode_degree 0	5	106	Ant 0+1	100.00	1.00	17.00	16.98	1.00	-0.08	0.067	0.07
3	WLAN5.6G	802.11ax HE80	Tip Mode_degree 90	5	106	Ant 0+1	100.00	1.00	17.00	16.98	1.00	0.07	1.17	1.17
	WLAN5.6G	802.11ax HE80	Horizontal Down_degree 0	5	122	Ant 0+1	100.00	1.00	17.00	16.60	1.10	-0.12	1.04	1.14
	WLAN5.6G	802.11ax HE80	Horizontal Down_degree 90	5	138	Ant 0+1	100.00	1.00	16.50	16.12	1.09	-0.03	0.39	0.43
	WLAN5.6G	802.11ax HE80	Horizontal Down_degree 160	5	122	Ant 0+1	100.00	1.00	17.00	16.60	1.10	-0.13	1.05	1.16
	WLAN5.6G	802.11ax HE80	Horizontal Down_degree 160	5	138	Ant 0+1	100.00	1.00	16.50	16.12	1.09	-0.13	0.536	0.58
	WLAN5.6G	802.11ax HE80	Tip Mode_degree 90	5	122	Ant 0+1	100.00	1.00	17.00	16.60	1.10	-0.14	0.945	1.04
	WLAN5.6G	802.11ax HE80	Tip Mode_degree 90	5	138	Ant 0+1	100.00	1.00	16.50	16.12	1.09	0.01	0.896	0.98
	WLAN5.6G	802.11ax HE80	Tip Mode_degree 90	5	106	Ant 0+1	100.00	1.00	17.00	16.98	1.00	-0.08	1.14	1.14
	WLAN5.8G	802.11ax HE80	Horizontal Up_degree 0	5	155	Ant 0+1	100.00	1.00	17.00	16.78	1.05	-0.05	0.062	0.07
	WLAN5.8G	802.11ax HE80	Horizontal Up_degree 90	5	155	Ant 0+1	100.00	1.00	17.00	16.78	1.05	0.08	0.061	0.06
	WLAN5.8G	802.11ax HE80	Horizontal Up_degree 160	5	155	Ant 0+1	100.00	1.00	17.00	16.78	1.05	-0.1	0.281	0.30
	WLAN5.8G	802.11ax HE80	Horizontal Down_degree 0	5	155	Ant 0+1	100.00	1.00	17.00	16.78	1.05	-0.05	0.99	1.04
	WLAN5.8G	802.11ax HE80	Horizontal Down_degree 90	5	155	Ant 0+1	100.00	1.00	17.00	16.78	1.05	-0.11	0.165	0.17
	WLAN5.8G	802.11ax HE80	Horizontal Down_degree 160	5	155	Ant 0+1	100.00	1.00	17.00	16.78	1.05	-0.11	0.639	0.67
	WLAN5.8G	802.11ax HE80	Vertical Front_degree 0	5	155	Ant 0+1	100.00	1.00	17.00	16.78	1.05	-0.08	0.402	0.42
	WLAN5.8G	802.11ax HE80	Vertical Front_degree 90	5	155	Ant 0+1	100.00	1.00	17.00	16.78	1.05	0.19	0.601	0.63
	WLAN5.8G	802.11ax HE80	Vertical Front_degree 160	5	155	Ant 0+1	100.00	1.00	17.00	16.78	1.05	0.15	0.568	0.60
	WLAN5.8G	802.11ax HE80	Vertical Back_degree 0	5	155	Ant 0+1	100.00	1.00	17.00	16.78	1.05	-0.03	0.044	0.05
	WLAN5.8G	802.11ax HE80	Vertical Back_degree 90	5	155	Ant 0+1	100.00	1.00	17.00	16.78	1.05	-0.13	0.171	0.18
	WLAN5.8G	802.11ax HE80	Vertical Back_degree 160	5	155	Ant 0+1	100.00	1.00	17.00	16.78	1.05	-0.19	0.177	0.19
	WLAN5.8G	802.11ax HE80	Tip Mode_degree 0	5	155	Ant 0+1	100.00	1.00	17.00	16.78	1.05	0.04	0.047	0.05
4	WLAN5.8G	802.11ax HE80	Tip Mode_degree 90	5	155	Ant 0+1	100.00	1.00	17.00	16.78	1.05	0.01	1.04	1.09
	WLAN5.8G	802.11ax HE80	Tip Mode_degree 90	5	155	Ant 0+1	100.00	1.00	17.00	16.78	1.05	-0.05	1.01	1.06

SAR and Power Density Test Result

System & Position						DUT & Accessory		SAR							Power Density										
Plot No.	Band	Mode	Test Position	Separation Distance (mm)	Channel	Ant Status	Duty Cycle	Crest Factor	Max. Tune-up Power (dBm)	Measured Conducted Power (dBm)	Scaling Factor	Power Drift (dB)	Measured SAR-1g (W/kg)	Scaled SAR-1g (W/kg)	Measured APD W/m ² (4cm ²)	Scaled APD W/m ² (4cm ²)	Grid Step [λ]	iPD [W/m ²]	Scaling Factor for Measurement Uncertainty	Averaging Area [cm ²]	Power Drift [dB]	Normal psPD [W/m ²]	Scaled Normal psPD [W/m ²]	Total psPD [W/m ²]	Scaled Total psPD [W/m ²]
	UNII-8	802.11ax HE80	Horizontal Up_degree 0	5	215	Ant 0+1	94.80	1.05	17.50	17.25	1.06	-0.06	0.111	0.12	0.83	0.92			-				-	-	-
	UNII-8	802.11ax HE80	Horizontal Up_degree 90	5	215	Ant 0+1	94.80	1.05	17.50	17.25	1.06	-0.1	0.165	0.18	1.6	1.78			-				-	-	-
	UNII-8	802.11ax HE80	Horizontal Up_degree 160	5	215	Ant 0+1	94.80	1.05	17.50	17.25	1.06	0.18	0.405	0.45	4.07	4.53			-				-	-	-
	UNII-8	802.11ax HE80	Horizontal Down_degree 0	5	215	Ant 0+1	94.80	1.05	17.50	17.25	1.06	-0.09	0.364	0.41	2.66	2.96			-				-	-	-
	UNII-8	802.11ax HE80	Horizontal Down_degree 90	5	215	Ant 0+1	94.80	1.05	17.50	17.25	1.06	-0.12	0.389	0.43	3.85	4.29			-				-	-	-
	UNII-8	802.11ax HE80	Horizontal Down_degree 160	5	215	Ant 0+1	94.80	1.05	17.50	17.25	1.06	0.09	0.463	0.52	4.46	4.96			-				-	-	-
	UNII-8	802.11ax HE80	Vertical Front_degree 0	5	215	Ant 0+1	94.80	1.05	17.50	17.25	1.06	0.07	0.603	0.67	4.83	5.38			-				-	-	-
	UNII-8	802.11ax HE80	Vertical Front_degree 90	5	215	Ant 0+1	94.80	1.05	17.50	17.25	1.06	0.13	0.9	1.00	8.38	9.33			-				-	-	-
	UNII-8	802.11ax HE80	Vertical Front_degree 160	5	215	Ant 0+1	94.80	1.05	17.50	17.25	1.06	-0.18	0.866	0.96	8.17	9.09			-				-	-	-
	UNII-8	802.11ax HE80	Vertical Back_degree 0	5	215	Ant 0+1	94.80	1.05	17.50	17.25	1.06	-0.14	0.35	0.39	3.29	3.66			-				-	-	-
	UNII-8	802.11ax HE80	Vertical Back_degree 90	5	215	Ant 0+1	94.80	1.05	17.50	17.25	1.06	0.16	0.208	0.23	2.07	2.3			-				-	-	-
	UNII-8	802.11ax HE80	Vertical Back_degree 160	5	215	Ant 0+1	94.80	1.05	17.50	17.25	1.06	-0.03	0.235	0.26	2.26	2.52			-				-	-	-
	UNII-8	802.11ax HE80	Tip Mode_degree 0	5	215	Ant 0+1	94.80	1.05	17.50	17.25	1.06	-0.1	0.048	0.05	0.281	0.31			-				-	-	-
5	UNII-8	802.11ax HE80	Tip Mode_degree 90	5	215	Ant 0+1	94.80	1.05	17.50	17.25	1.06	-0.07	1.07	1.19	8.4	9.35	0.25	12.60	1.545	4.00	-0.14	5.32	8.63	5.69	9.78
	UNII-5	802.11ax HE80	Vertical Front_degree 0	5	7	Ant 0+1	94.80	1.05	16.00	15.65	1.08	0.19	0.665	0.75	5.57	6.32			-				-	-	-
	UNII-5	802.11ax HE80	Vertical Front_degree 0	5	23	Ant 0+1	94.80	1.05	16.00	15.59	1.10	-0.16	0.293	0.34	2.81	3.25			-				-	-	-
	UNII-5	802.11ax HE80	Vertical Front_degree 0	5	39	Ant 0+1	94.80	1.05	16.00	14.97	1.27	0.07	0.444	0.59	3.99	5.32			-				-	-	-
	UNII-5	802.11ax HE80	Vertical Front_degree 0	5	55	Ant 0+1	94.80	1.05	16.00	15.12	1.22	0.01	0.342	0.44	3.36	4.3			-				-	-	-
	UNII-5	802.11ax HE80	Vertical Front_degree 0	5	71	Ant 0+1	94.80	1.05	16.00	15.03	1.25	0.07	0.238	0.31	1.99	2.61			-				-	-	-
	UNII-5	802.11ax HE80	Vertical Front_degree 0	5	87	Ant 0+1	94.80	1.05	16.00	15.16	1.21	-0.12	0.258	0.33	2.36	3			-				-	-	-
	UNII-6	802.11ax HE80	Vertical Front_degree 0	5	103	Ant 0+1	94.80	1.05	16.50	15.89	1.15	0.01	0.275	0.33	2.71	3.27			-				-	-	-
	UNII-6	802.11ax HE80	Vertical Front_degree 0	5	119	Ant 0+1	94.80	1.05	16.50	15.51	1.26	-0.06	0.315	0.42	2.94	3.89			-				-	-	-
	UNII-7	802.11ax HE80	Vertical Front_degree 0	5	135	Ant 0+1	94.80	1.05	16.50	15.56	1.24	-0.07	0.355	0.46	3.26	4.24			-				-	-	-
	UNII-7	802.11ax HE80	Vertical Front_degree 0	5	151	Ant 0+1	94.80	1.05	16.50	15.03	1.40	-0.08	0.297	0.44	2.64	3.88			-				-	-	-
	UNII-7	802.11ax HE80	Vertical Front_degree 0	5	167	Ant 0+1	94.80	1.05	16.50	15.39	1.29	0.03	0.349	0.47	3.16	4.28			-				-	-	-
	UNII-7	802.11ax HE80	Vertical Front_degree 0	5	183	Ant 0+1	94.80	1.05	16.50	16.28	1.05	0.18	0.427	0.47	4	4.41			-				-	-	-
	UNII-8	802.11ax HE80	Vertical Front_degree 0	5	199	Ant 0+1	94.80	1.05	17.50	16.25	1.33	0.13	0.438	0.61	3.72	5.19			-				-	-	-
	UNII-5	802.11ax HE80	Vertical Front_degree 90	5	7	Ant 0+1	94.80	1.05	16.00	15.65	1.08	-0.15	0.495	0.56	4.61	5.23			-				-	-	-
	UNII-5	802.11ax HE80	Vertical Front_degree 90	5	23	Ant 0+1	94.80	1.05	16.00	15.59	1.10	0.01	0.29	0.33	2.8	3.23			-				-	-	-
	UNII-5	802.11ax HE80	Vertical Front_degree 90	5	39	Ant 0+1	94.80	1.05	16.00	14.97	1.27	0.01	0.416	0.55	3.78	5.04			-				-	-	-
	UNII-5	802.11ax HE80	Vertical Front_degree 90	5	55	Ant 0+1	94.80	1.05	16.00	15.12	1.22	-0.09	0.281	0.36	2.58	3.3			-				-	-	-
	UNII-5	802.11ax HE80	Vertical Front_degree 90	5	71	Ant 0+1	94.80	1.05	16.00	15.03	1.25	-0.07	0.345	0.45	3.1	4.07			-				-	-	-
	UNII-5	802.11ax HE80	Vertical Front_degree 90	5	87	Ant 0+1	94.80	1.05	16.00	15.16	1.21	-0.04	0.4	0.51	3.75	4.76			-				-	-	-
	UNII-6	802.11ax HE80	Vertical Front_degree 90	5	103	Ant 0+1	94.80	1.05	16.50	15.89	1.15	-0.16	0.491	0.59	4.47	5.4			-				-	-	-
	UNII-6	802.11ax HE80	Vertical Front_degree 90	5	119	Ant 0+1	94.80	1.05	16.50	15.51	1.26	-0.13	0.43	0.57	3.89	5.15			-				-	-	-
	UNII-7	802.11ax HE80	Vertical Front_degree 90	5	135	Ant 0+1	94.80	1.05	16.50	15.56	1.24	0.03	0.373	0.49	3.53	4.6			-				-	-	-
	UNII-7	802.11ax HE80	Vertical Front_degree 90	5	151	Ant 0+1	94.80	1.05	16.50	15.03	1.40	0.02	0.375	0.55	3.49	5.13			-				-	-	-
	UNII-7	802.11ax HE80	Vertical Front_degree 90	5	167	Ant 0+1	94.80	1.05	16.50	15.39	1.29	0.13	0.432	0.59	4.02	5.45			-				-	-	-
	UNII-7	802.11ax HE80	Vertical Front_degree 90	5	183	Ant 0+1	94.80	1.05	16.50	16.28	1.05	-0.07	0.564	0.62	5.3	5.84			-				-	-	-
	UNII-8	802.11ax HE80	Vertical Front_degree 90	5	199	Ant 0+1	94.80	1.05	17.50	16.25	1.33	-0.03	0.533	0.74	5.03	7.02			-				-	-	-
	UNII-5	802.11ax HE80	Vertical Front_degree 160	5	7	Ant 0+1	94.80	1.05	16.00	15.65	1.08	0.03	0.483	0.55	4.58	5.19			-				-	-	-
	UNII-5	802.11ax HE80	Vertical Front_degree 160	5	23	Ant 0+1	94.80	1.05	16.00	15.59	1.10	0.03	0.2	0.23	1.89	2.18			-				-	-	-
	UNII-5	802.11ax HE80	Vertical Front_degree 160	5	39	Ant 0+1	94.80	1.05	16.00	14.97	1.27	0.09	0.402	0.54	3.83	5.11			-				-	-	-
	UNII-5	802.11ax HE80	Vertical Front_degree 160	5	55	Ant 0+1	94.80	1.05	16.00	15.12	1.22	0.04	0.339	0.43	3.26	4.18			-				-	-	-
	UNII-5	802.11ax HE80	Vertical Front_degree 160	5	71	Ant 0+1	94.80	1.05	16.00	15.03	1.25	-0.11	0.34	0.45	3.27	4.29			-				-	-	-
	UNII-5	802.11ax HE80	Vertical Front_degree 160	5	87	Ant 0+1	94.80	1.05	16.00	15.16	1.21	0.17	0.42	0.53	3.88	4.93			-				-	-	-
	UNII-6	802.11ax HE80	Vertical Front_degree 160	5	103	Ant 0+1	94.80	1.05	16.50	15.89	1.15	-0.16	0.485	0.59	4.6	5.55			-				-	-	-
	UNII-6	802.11ax HE80	Vertical Front_degree 160	5	119	Ant 0+1	94.80	1.05	16.50	15.51	1.26	0.13	0.433	0.57	3.87	5.12			-				-	-	-
	UNII-7	802.11ax HE80	Vertical Front_degree 160	5	135	Ant 0+1	94.80	1.05	16.50	15.56	1.24	0.19	0.375	0.49	3.54	4.61			-				-	-	-
	UNII-7	802.11ax HE80	Vertical Front_degree 160	5	151	Ant 0+1	94.80	1.05	16.50	15.03	1.40	0.18	0.392	0.58	3.73	5.48			-				-	-	-
	UNII-7	802.11ax HE80	Vertical Front_degree 160	5	167	Ant 0+1	94.80	1.05	16.50	15.39	1.29	0.08	0.479	0.65	4.37	5.92			-				-	-	-
	UNII-7	802.11ax HE80	Vertical Front_degree 160	5	183	Ant 0+1	94.80	1.05	16.50	16.28	1.05	-0.06	0.54	0.60	5.33	5.88			-				-	-	-
	UNII-8	802.11ax HE80	Vertical Front_degree 160	5	199	Ant 0+1	94.80	1.05	17.50	16.25	1.33	0.01	0.583	0.81	5.22	7.29			-				-	-	-
	UNII-5	802.11ax HE80	Tip Mode_degree 90	5	7	Ant 0+1	94.80	1.05	16.00	15.65	1.08	-0.14	0.683	0.77	6.49	7.36			-				-	-	-
	UNII-5	802.11ax HE80	Tip Mode_degree 90	5	23	Ant 0+1	94.80	1.05	16.00	15.59	1.10	0.13	0.5	0.58	4.44	5.13			-				-	-	-
	UNII-5	802.11ax HE80	Tip Mode_degree 90	5	39	Ant 0+1	94.80	1.05	16.00	14.97	1.27	-0.15	0.657	0.88	5.82	7.76			-				-	-	-
	UNII-5	802.11ax HE80	Tip Mode_degree 90	5	55	Ant 0+1	94.80	1.05	16.00	15.12	1.22	0.01	0.495	0.63	4.57	5.85			-				-	-	-
	UNII-5	802.11ax HE80	Tip Mode_degree 90	5	71	Ant 0+1	94.80	1.05	16.00	15.03	1.25	0.05	0.565	0.74	4.96	6.51			-				-	-	-
	UNII-5	802.11ax HE80	Tip Mode_degree 90	5	87	Ant 0+1	94.80	1.05	16.00	15.16	1.21	-0.13	0.663	0.84	5.6	7.11			-						

Annex G. SAR Measurement Variability

SAR repeated measurement are shown as below.

Repeat SAR

Plot	Band	Mode	Test Position	Ch.	Original Measured SAR-1g (W/kg)	1st Repeated SAR-1g (W/kg)	L/S Ratio
R01	WLAN2.4G	802.11b	Tip Mode_degree 90	1	1.04	1.02	1.02
R02	WLAN5.3G	802.11ax HE80	Tip Mode_degree 90	58	1.12	1.09	1.03
R03	WLAN5.6G	802.11ax HE80	Tip Mode_degree 90	106	1.17	1.14	1.03
R04	WLAN5.8G	802.11ax HE80	Tip Mode_degree 90	155	1.04	1.01	1.03
R05	UNII-8	802.11ax HE80	Tip Mode_degree 90	215	1.07	0.952	1.12

Annex H. Analysis of Simultaneous Transmission SAR

There is no simultaneous transmission configuration in this device

Annex I. SAR to Peak Location Separation Ratio Analysis.

Since sum of simultaneous transmission SAR is less than the SAR limit for Body / Head : SAR_{1g} 1.6 W/kg ;
Extremity SAR_{10g} 4.0 W/kg. There is no requirement for SAR to Peak Location Separation Ratio Analysis.

Annex J. Calibration of Test Equipment List

Calibration of Test Equipment List are shown as below.

Equipment for SAR Test					
Equipment	Manufacturer	Model	SN	Cal. Date	Cal. Interval
System Validation Dipole	SPEAG	D2450V2	737	Aug. 26, 2021	1 Year
System Validation Dipole	SPEAG	D5GHzV2	1019	Mar. 19, 2021	2 Years
System Validation Dipole	SPEAG	D6.5GHzV2	1008	Sep. 24, 2021	1 Year
System Verification Source	SPEAG	5G Verification Source 10 GHz	1025	Jan. 17, 2022	1 Year
Dosimetric E-Field Probe	SPEAG	EX3DV4	3650	Mar. 24, 2022	1 Year
Dosimetric E-Field Probe	SPEAG	EX3DV4	7736	May. 30, 2022	1 Year
E-Field Probe	SPEAG	EUmmWV3	9361	Aug. 25, 2021	1 Year
Data Acquisition Electronics	SPEAG	DAE3	579	Jun. 01, 2022	1 Year
Data Acquisition Electronics	SPEAG	DAE4	861	Mar. 23, 2022	1 Year
Spectrum Analyzer	R&S	FPH	103560	Jan. 28, 2022	1 Year
Analog Signal Generator	R&S	SMA100B	104417	Oct. 22, 2021	1 Year
Mini-Circuits Wideband Amplifier	Mini-Circuits	ZVA-183-S+	434502031A	Aug. 20, 2021	1 Year
Thermometer	YFE	YF-160A	120702365	Aug. 06, 2021	1 Year
Dielectric Assessment Kit	SPEAG	DAKS-3.5	1092	May. 23, 2022	1 Year
Dielectric Assessment Kit	SPEAG	DAKS_VNA R140	0010917	May. 23, 2022	1 Year
Powersource1	SPEAG	SE_UMS_160 BA	4260	Jan. 13, 2022	1 Year