


PHOTOGRAPHS OF THE TEST CONFIGURATION


Radiated Emission Test (Frequency range above 1GHz)
(Test Mode A)




Radiated Emission Test (Frequency range below 1GHz)
(Test Mode A)




Radiated Emission Test (Frequency range below 1GHz)
(Test Mode B)



Radiated Emission Test (Frequency range below 1GHz)
(Test Mode C)



Radiated Emission Test (Frequency range below 1GHz)
(Test Mode D)



Conducted Emission Test (Test Mode A)



Conducted Emission Test (Test Mode B)



Conducted Emission Test (Test Mode C)



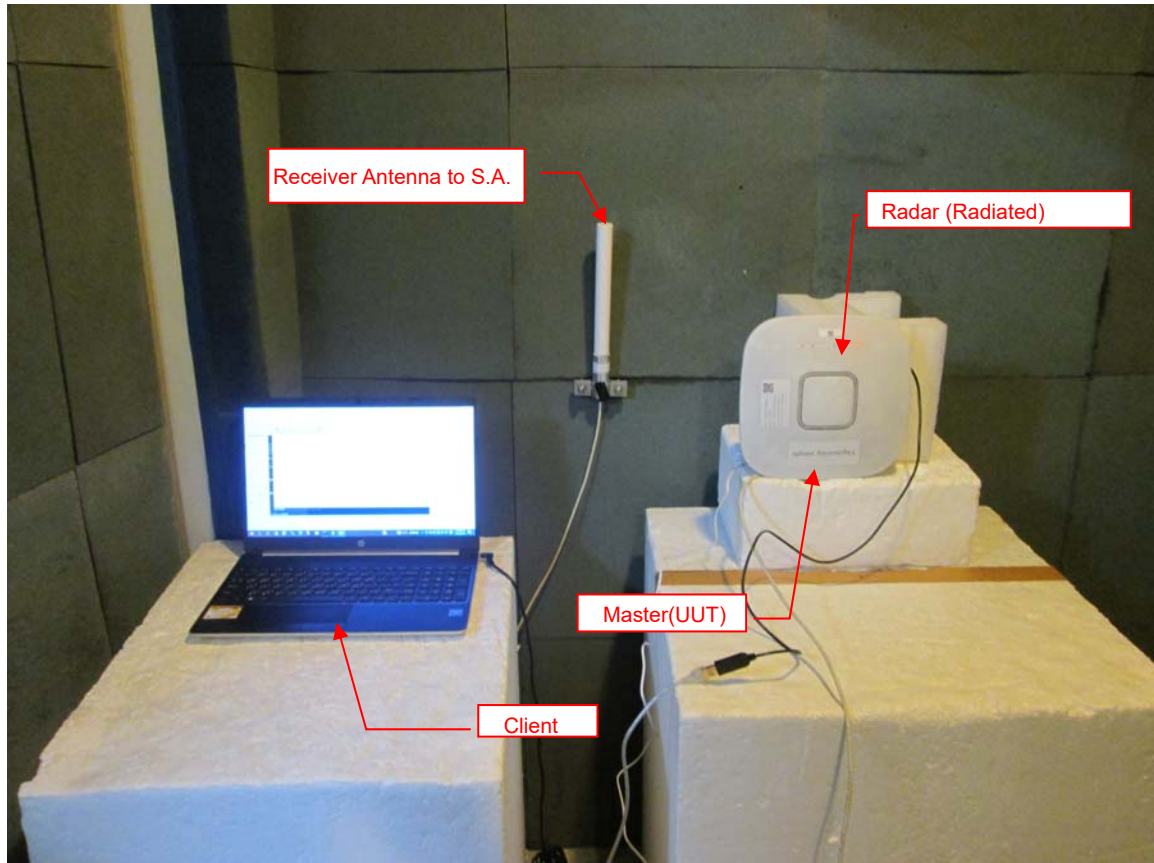
Conducted Emission Test (Test Mode D)



DFS Test

Test results demonstrating Master links with Client on a test frequency.

For Master setup



Multi-Antenna Systems Directional Gain measurement

