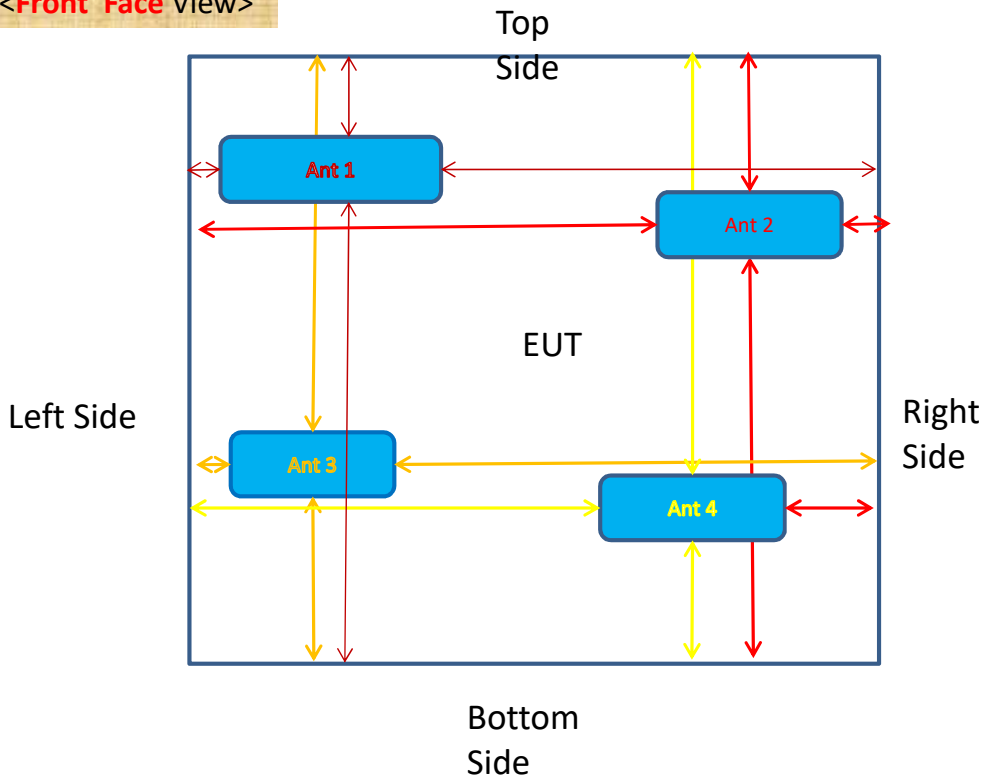


Appendix D. Photographs of EUT and Setup


The photographs of EUT and setup for SAR testing are shown as follows.

<Front Face View>




Antenna	To Top Side	To Bottom Side	To Left Side	To Right Side	Support Band
	(mm)	(mm)	(mm)	(mm)	
Ant 1	2.62	72.25	7.20	72.60	Ant. Tx: WCDMA 2/5 LTE:2/4/5/7/12/13/14/17/25/30/38/41/66/71; FR1:n5/n66/n71
Ant 2	2.62	72.00	72.60	7.30	Ant. Tx: LTE 2/4/7/66; FR1:n2/n5/n25/n41/n66/n77
Ant 3	72.06	4.95	2.52	87.60	Ant. Tx:WLAN2.4G & WLAN5G
Ant 4	68.96	4.95	87.60	2.52	Ant. Tx:WLAN2.4G & WLAN5G


<Photographs of EUT>




Front Face of EUT



Rear Face of EUT



Front Face of Battery




Rear Face of Battery

<Photographs of Hotspot SAR Test Setup>




Front Face of EUT Tested at 10 mm



Rear Face of EUT Tested at 10 mm



Left Side of EUT Tested at 10 mm



Right Side of EUT Tested at 10 mm



Top Side of EUT Tested at 10 mm



Bottom Side of EUT Tested at 10 mm