





## Appendix D. Photographs of EUT and Setup

# ISED SAR Test Report

## <Photographs of EUT>




<Antenna Location>



The separation distance for antenna to edge:


Antenna	To Top Side (mm)	To Bottom Side (mm)	To Left Side (mm)	To Right Side (mm)
WLAN Antenna 1	16	10	77	9
WLAN Antenna 2	14	10	54	39
WLAN Antenna 3	22	10	30	55

<Photographs of SAR Setup>





**USB Horizontal Down with ANT at 0 Degree  
Test at 5 mm Separation Distance**




**USB Horizontal Up with ANT at 90 Degree  
Test at 5 mm Separation Distance**



**USB Vertical Front with ANT at 0 Degree  
Test at 5 mm Separation Distance**



**USB Vertical Front with ANT at 90 Degree  
Test at 5 mm Separation Distance**




**USB Vertical Back with ANT at 0 Degree  
Test at 5 mm Separation Distance**




**USB Vertical Back with ANT at 90 Degree  
Test at 5 mm Separation Distance**

ISED SAR Test Report



USB Tip with ANT at 0 Degree  
Test at 5 mm Separation Distance



USB Tip with ANT at 90 Degree  
Test at 5 mm Separation Distance



USB Horizontal Up with ANT at 160 Degree  
Test at 5 mm Separation Distance



USB Horizontal Down with ANT at 160 Degree  
Test at 5 mm Separation Distance



USB Vertical Front with ANT at 160 Degree  
Test at 5 mm Separation Distance



USB Vertical Back with ANT at 160 Degree  
Test at 5 mm Separation Distance