



## DFS TEST REPORT

**REPORT NO.:** RF141003E10B-4 R1

**MODEL NO.:** EX6150

**FCC ID:** PY314300283

**RECEIVED:** Apr. 17, 2015

**TESTED:** July 14, 2015

**ISSUED:** Sep. 11, 2015

**APPLICANT:** NETGEAR

**ADDRESS:** 350 East Plumeria Drive San Jose, CA 95134

**ISSUED BY:** Bureau Veritas Consumer Products Services (H.K.) Ltd.,  
Taoyuan Branch Hsin Chu Laboratory

**LAB ADDRESS :** No. 81-1, Lu Liao Keng, 9th Ling, Wu Lung Tsuen, Chiung  
Lin Hsiang, Hsin Chu Hsien 307, Taiwan, R.O.C.

This report should not be used by the client to claim product certification, approval, or endorsement by TAF or any government agencies.



This report is for your exclusive use. Any copying or replication of this report to or for any other person or entity, or use of our name or trademark, is permitted only with our prior written permission. This report sets forth our findings solely with respect to the test samples identified herein. The results set forth in this report are not indicative or representative of the quality or characteristics of the lot from which a test sample was taken or any similar or identical product unless specifically and expressly noted. Our report includes all of the tests requested by you and the results thereof based upon the information that you provided to us. You have 60 days from date of issuance of this report to notify us of any material error or omission caused by our negligence, provided, however, that such notice shall be in writing and shall specifically address the issue you wish to raise. A failure to raise such issue within the prescribed time shall constitute your unqualified acceptance of the completeness of this report, the tests conducted and the correctness of the report contents. Unless specific mention, the uncertainty of measurement has been explicitly taken into account to declare the compliance or non-compliance to the specification



A D T

## Table of Contents

RELEASE CONTROL RECORD.....	3
1. CERTIFICATION .....	4
2. EUT INFORMATION .....	5
2.1 OPERATING FREQUENCY BANDS AND MODE OF EUT .....	5
2.2 EUT SOFTWARE AND FIRMWARE VERSION.....	5
2.3 DESCRIPTION OF AVAILABLE ANTENNAS TO THE EUT .....	6
2.4 EUT MAXIMUM CONDUCTED POWER .....	7
2.5 EUT MAXIMUM EIRP POWER.....	8
2.6 TRANSMIT POWER CONTROL (TPC) MECHANISM .....	9
2.7 STATEMENT OF MANUFACTURER .....	9
3. U-NII DFS RULE REQUIREMENTS .....	10
3.1 WORKING MODES AND REQUIRED TEST ITEMS .....	10
3.2 TEST LIMITS AND RADAR SIGNAL PARAMETERS.....	12
4. TEST & SUPPORT EQUIPMENT LIST.....	16
4.1 TEST INSTRUMENTS .....	16
4.2 DESCRIPTION OF SUPPORT UNITS.....	16
5. TEST PROCEDURE .....	17
5.1 DFS MEASUREMENT SYSTEM:.....	17
5.2 CALIBRATION OF DFS DETECTION THRESHOLD LEVEL: .....	18
5.3 DEVIATION FROM TEST STANDARD .....	19
5.4 CONDUCTED TEST SETUP CONFIGURATION .....	19
6. TEST RESULTS .....	20
6.1 SUMMARY OF TEST RESULT .....	20
6.2 DETAILED TEST RESULTS .....	21
6.2.1. TEST MODE: DEVICE OPERATING IN CLIENT WITH RADAR DETECTION MODE.....	21
6.2.1.1 DFS DETECTION THRESHOLD.....	21
6.2.1.2 CHANNEL CLOSING TRANSMISSION AND CHANNEL MOVE TIME .....	29
6.2.1.4 NON- OCCUPANCY PERIOD .....	66
6.2.1.6 U-NII DETECTION BANDWIDTH .....	68
6.2.1.7 NON-CO-CHANNEL TEST .....	75
7. INFORMATION ON THE TESTING LABORATORIES.....	76
8. APPENDIX A - MODIFICATIONS RECORDERS FOR ENGINEERING CHANGES TO THE EUT BY THE LAB.....	77
9. APPENDIX-B.....	78
10. APPENDIX-C.....	138



A D T

### RELEASE CONTROL RECORD

ISSUE NO.	REASON FOR CHANGE	DATE ISSUED
RF141003E10B-4	Original release	Aug. 03, 2015
RF141003E10B-4 R1	Added the radar test frequencies used for Radar 1~4.	Sep. 11, 2015



A D T

### 1. CERTIFICATION

**PRODUCT:** AC1200 WiFi Range Extender  
**BRAND NAME:** NETGEAR  
**MODEL NO.:** EX6150  
**TEST SAMPLE:** ENGINEERING SAMPLE  
**APPLICANT:** NETGEAR  
**TESTED:** July 14, 2015  
**STANDARDS:** FCC Part 15, Subpart E (Section 15.407)  
KDB 905462 D02 UNII DFS Compliance Procedures New Rules  
v01r02

The above equipment (Model: EX6150) has been tested by **Bureau Veritas Consumer Products Services (H.K.) Ltd., Taoyuan Branch**, and was in compliance with the requirement of the above standards. The test record, data evaluation & Equipment Under Test (EUT) configurations represented herein are true and accurate accounts of the measurements of the sample's EMC characteristics under the conditions specified in this report.

**Prepared by :**  , **Date:** Sep. 11, 2015  
Lori Chung / Specialist

**Approved by :**  , **Date:** Sep. 11, 2015  
May Chen / Manager

## 2. EUT INFORMATION

### 2.1 OPERATING FREQUENCY BANDS AND MODE OF EUT

**Table 1: Operating frequency bands and mode of EUT.**

Operational Mode	Operating Frequency Range	
	5250~5350MHz	5470~5725MHz (5600~5650MHz will be disabled)
Client with radar detection	✓	✓

### 2.2 EUT SOFTWARE AND FIRMWARE VERSION

**Table 2: The EUT software/firmware version.**

No.	Product	Model No.	Software/Firmware Version
1	AC1200 WiFi Range Extender	EX6150	Version: V1.0.0.15_1.0.56



A D T

## 2.3 DESCRIPTION OF AVAILABLE ANTENNAS TO THE EUT

**Table 3: Antenna list.**

PCB Chain No.	Brand	Model	Antenna Gain(dBi) < including cable loss>	Frequency range (MHz ~ MHz)	Antenna Type	Connecter Type	Cable Length (mm)
Chain 0	NETGEAR	NA	3.1	2400~2500	Dipole	i-pex	50
			2.7	5150~5250			
			2.9	5250~5350			
			2.2	5470~5725			
			2.6	5725~5850			
Chain 1	NETGEAR	NA	3.1	2400~2500	Dipole	i-pex	50
			2.7	5150~5250			
			2.9	5250~5350			
			2.2	5470~5725			
			2.6	5725~5850			



## 2.4 EUT MAXIMUM CONDUCTED POWER

TABLE 4: THE MEASURED CONDUCTED OUTPUT POWER

### 802.11a

Frequency Band(MHz)	MAX. Power	
	Output Power(dBm)	Output Power(mW)
5250~5350MHz	23.91	246.064
5470~5725MHz	23.98	249.768

### 802.11ac (VHT20)

Frequency Band(MHz)	MAX. Power	
	Output Power(dBm)	Output Power(mW)
5250~5350MHz	23.93	247.222
5470~5725MHz	23.92	246.645

### 802.11ac (VHT40)

Frequency Band(MHz)	MAX. Power	
	Output Power(dBm)	Output Power(mW)
5250~5350MHz	23.93	247.195
5470~5725MHz	23.73	236.055

### 802.11ac (VHT80)

Frequency Band(MHz)	MAX. Power	
	Output Power(dBm)	Output Power(mW)
5250~5350MHz	18.43	69.616
5470~5725MHz	17.47	55.855

## 2.5 EUT MAXIMUM EIRP POWER

**TABLE 5: THE EIRP OUTPUT POWER LIST**

### 802.11a

Frequency Band(MHz)	MAX. Power	
	Output Power(dBm)	Output Power(mW)
5250~5350MHz	26.81	479.787
5470~5725MHz	26.18	414.512

### 802.11ac (VHT20)

Frequency Band(MHz)	MAX. Power	
	Output Power(dBm)	Output Power(mW)
5250~5350MHz	26.83	482.044
5470~5725MHz	26.12	409.329

### 802.11ac (VHT40)

Frequency Band(MHz)	MAX. Power	
	Output Power(dBm)	Output Power(mW)
5250~5350MHz	26.83	481.992
5470~5725MHz	25.93	391.754

### 802.11ac (VHT80)

Frequency Band(MHz)	MAX. Power	
	Output Power(dBm)	Output Power(mW)
5250~5350MHz	21.33	135.740
5470~5725MHz	19.67	92.696



## 2.6 TRANSMIT POWER CONTROL (TPC) MECHANISM

U-NII devices operating in the 5.25-5.35 GHz band and the 5.47-5.725 GHz band shall employ a TPC mechanism. The U-NII device is required to have the capability to operate at least 6 dB below the mean EIRP value of 30 dBm. A TPC mechanism is not required for systems with an EIRP of less than 500 mW.

Maximum EIRP of this device is 482.044mW which less than 500mW, therefore it's not require TPC function.

## 2.7 STATEMENT OF MANUFACTURER

Manufacturer statement confirming that information regarding the parameters of the detected Radar Waveforms is not available to the end user.



A D T

### 3. U-NII DFS RULE REQUIREMENTS

#### 3.1 WORKING MODES AND REQUIRED TEST ITEMS

The manufacturer shall state whether the UUT is capable of operating as a Master and/or a Client. If the UUT is capable of operating in more than one operating mode then each operating mode shall be tested separately. See tables 6 and 7 for the applicability of DFS requirements for each of the operational modes.

**TABLE 6: APPLICABILITY OF DFS REQUIREMENTS PRIOR TO USE A CHANNEL**

Requirement	Operational Mode		
	Master	Client without radar detection	Client with radar detection
Non-Occupancy Period	✓	Not required	✓
DFS Detection Threshold	✓	Not required	✓
Channel Availability Check Time	✓	Not required	Not required
U-NII Detection Bandwidth	✓	Not required	✓



A D T

**TABLE 7: APPLICABILITY OF DFS REQUIREMENTS DURING NORMAL OPERATION**

Requirement	Operational Mode	
	Master or Client with radar detection	Client without radar detection
DFS Detection Threshold	✓	Not required
Channel Closing Transmission Time	✓	✓
Channel Move Time	✓	✓
U-NII Detection Bandwidth	✓	Not required

Additional requirements for devices with multiple bandwidth modes	Master or Client with radar detection	Client without radar detection
U-NII Detection Bandwidth and Statistical Performance Check	All BW modes must be tested	Not required
Channel Move Time and Channel Closing Transmission Time	Test using widest BW mode available	Test using the widest BW mode available for the link
All other tests	Any single BW mode	Not required

Note: Frequencies selected for statistical performance check (Section 7.8.4) should include several frequencies within the radar detection bandwidth and frequencies near the edge of the radar detection bandwidth. For 802.11 devices it is suggested to select frequencies in each of the bonded 20 MHz channels and the channel center frequency.



A D T

### 3.2 TEST LIMITS AND RADAR SIGNAL PARAMETERS

#### DETECTION THRESHOLD VALUES

**TABLE 8: DFS DETECTION THRESHOLDS FOR MASTER DEVICES AND CLIENT DEVICES WITH RADAR DETECTION**

Maximum Transmit Power	Value (See Notes 1, 2, and 3)
EIRP $\geq$ 200 milliwatt	-64 dBm
EIRP < 200 milliwatt and power spectral density < 10 dBm/MHz	-62 dBm
EIRP < 200 milliwatt that do not meet the power spectral density requirement	-64 dBm

Note 1: This is the level at the input of the receiver assuming a 0 dBi receive antenna.  
Note 2: Throughout these test procedures an additional 1 dB has been added to the amplitude of the test transmission waveforms to account for variations in measurement equipment. This will ensure that the test signal is at or above the detection threshold level to trigger a DFS response.  
Note3: EIRP is based on the highest antenna gain. For MIMO devices refer to KDB Publication 662911 D01.



A D T

**TABLE 9: DFS RESPONSE REQUIREMENT VALUES**

Parameter	Value
Non-occupancy period	Minimum 30 minutes
Channel Availability Check Time	60 seconds
Channel Move Time	10 seconds See Note 1.
Channel Closing Transmission Time	200 milliseconds + an aggregate of 60 milliseconds over remaining 10 second period. See Notes 1 and 2.
U-NII Detection Bandwidth	Minimum 100% of the U-NII 99% transmission power bandwidth. See Note 3

Note 1: Channel Move Time and the Channel Closing Transmission Time should be performed with Radar Type 0. The measurement timing begins at the end of the Radar Type 0 burst.

Note 2: The Channel Closing Transmission Time is comprised of 200 milliseconds starting at the beginning of the Channel Move Time plus any additional intermittent control signals required to facilitate a Channel move (an aggregate of 60 milliseconds) during the remainder of the 10 second period. The aggregate duration of control signals will not count quiet periods in between transmissions.

Note 3: During the U-NII Detection Bandwidth detection test, radar type 0 should be used. For each frequency step the minimum percentage of detection is 90 percent. Measurements are performed with no data traffic.



A D T

**PARAMETERS OF DFS TEST SIGNALS**

Step intervals of 0.1 microsecond for Pulse Width, 1 microsecond for PRI, 1 MHz for chirp width and 1 for the number of pulses will be utilized for the random determination of specific test waveforms.

**TABLE 10: SHORT PULSE RADAR TEST WAVEFORMS**

Radar Type	Pulse Width (μsec)	PRI (μsec)	Number of Pulses	Minimum Percentage of Successful Detection	Minimum Number of Trials
0	1	1428	18	See Note 1	See Note 1
1	1	Test A: 15 unique PRI values randomly selected from the list of 23 PRI values in Table 5a ----- Test B: 15 unique PRI values randomly selected within the range of 518-3066 μ sec, with a minimum increment of 1 μ sec, excluding PRI values selected in Test A	$\text{Roundup} \left\{ \begin{array}{l} \left( \frac{1}{360} \right) \\ \left( \frac{19 \cdot 10^6}{\text{PRI}_{\mu\text{sec}}} \right) \end{array} \right\}$	60%	30
2	1-5	150-230	23-29	60%	30
3	6-10	200-500	16-18	60%	30
4	11-20	200-500	12-16	60%	30
Aggregate (Radar Types 1-4)				80%	120
Note 1: Short Pulse Radar Type 0 should be used for the detection bandwidth test, channel move time, and channel closing time tests.					



A D T

**Table 11: Long Pulse Radar Test Waveform**

Radar Type	Pulse Width (μsec)	Chirp Width (MHz)	PRI (μsec)	Number of Pulses per Burst	Number of Bursts	Minimum Percentage of Successful Detection	Minimum Number of Trials
5	50-100	5-20	1000-2000	1-3	8-20	80%	30

**Table 12: Frequency Hopping Radar Test Waveform**

Radar Type	Pulse Width (μsec)	PRI (μsec)	Pulses per Hop	Hopping Rate (kHz)	Hopping Sequence Length (msec)	Minimum Percentage of Successful Detection	Minimum Number of Trials
6	1	333	9	0.333	300	70%	30



A D T

#### 4. TEST & SUPPORT EQUIPMENT LIST

##### 4.1 TEST INSTRUMENTS

Table 13: Test instruments list.

DESCRIPTION & MANUFACTURER	MODEL NO.	SERIAL NO.	CALIBRATED DATE	CALIBRATED UNTIL
Spectrum Analyzer R&S	FSP40	100060	May 08, 2015	May 07, 2016
Vector Signal Generator Agilent	N5182B	MY53051263	Sep. 17, 2014	Sep. 16, 2015

##### 4.2 DESCRIPTION OF SUPPORT UNITS

Table 14: Support Unit information.

NO.	PRODUCT	BRAND	MODEL NO.	ID	SPEC.
1	WIRELESS AC MODULE	D-Link	WMC-AC01	RRK2012060056-1	The maximum EIRP is 27.64 dBm, Antenna Gain is 3.428dBi

**NOTE:** This device was functioned as a Master Slave device during the DFS test.

TABLE 15: SOFTWARE/FIRMWARE INFORMATION.

NO.	PRODUCT	MODEL NO.	SOFTWARE/FIRMWARE VERSION
1.	WIRELESS AC MODULE	WMC-AC01	1.00 Wed 06 Mar 2013

Note: This module WMC-AC01 was installed in the DIR-868L AP.

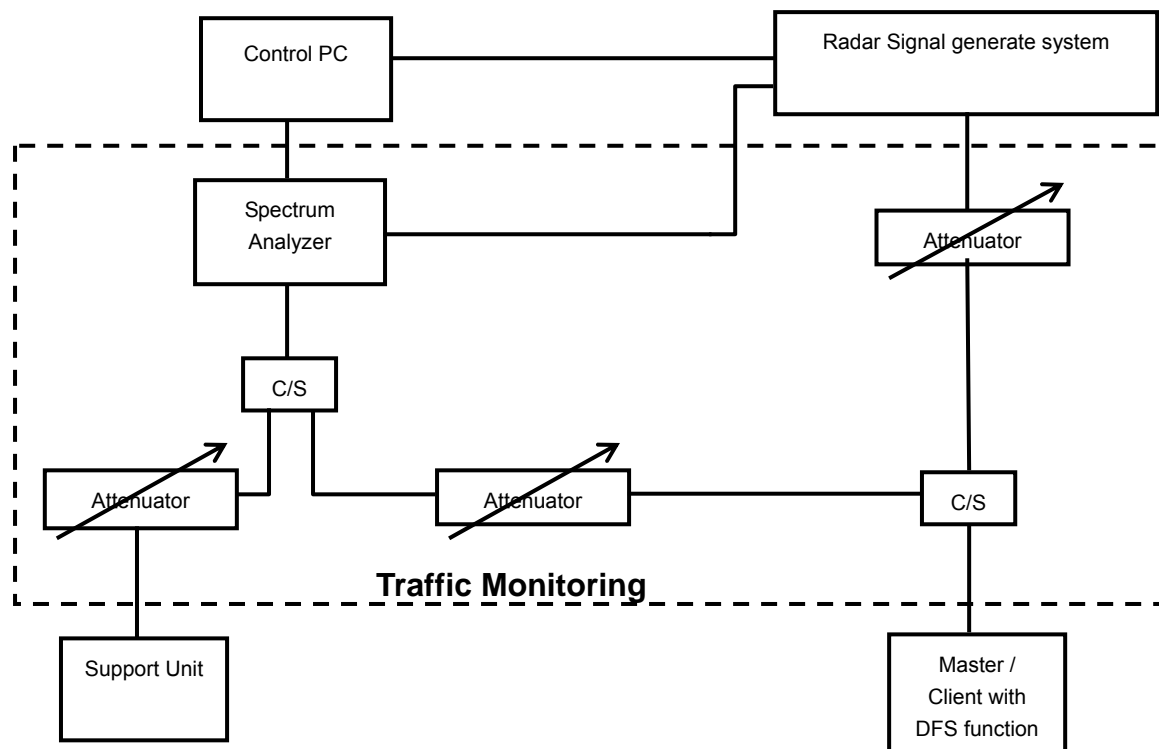


## 5. TEST PROCEDURE

### 5.1 DFS MEASUREMENT SYSTEM:

A complete DFS Measurement System consists of Radar signal generate system to generating the radar waveforms in Table 10, 11 and 12. The traffic monitoring system is specified to the type of unit under test (UUT).

#### Conducted setup configuration of DFS Measurement System



#### Channel Loading

System testing will be performed with channel-loading using means appropriate to the data types that are used by the unlicensed device. The following requirements apply:

a)	The data file must be of a type that is typical for the device (i.e., MPEG-2, MPEG-4, WAV, MP3, MP4, AVI, etc.) and must generally be transmitting in a streaming mode.	
b)	Software to ping the client is permitted to simulate data transfer but must have random ping intervals.	
c)	Timing plots are required with calculations demonstrating a minimum channel loading of approximately 17% or greater.	✓
d)	Unicast or Multicast protocols are preferable but other protocols may be used. The appropriate protocol used must be described in the test procedures.	

## 5.2 CALIBRATION OF DFS DETECTION THRESHOLD LEVEL:

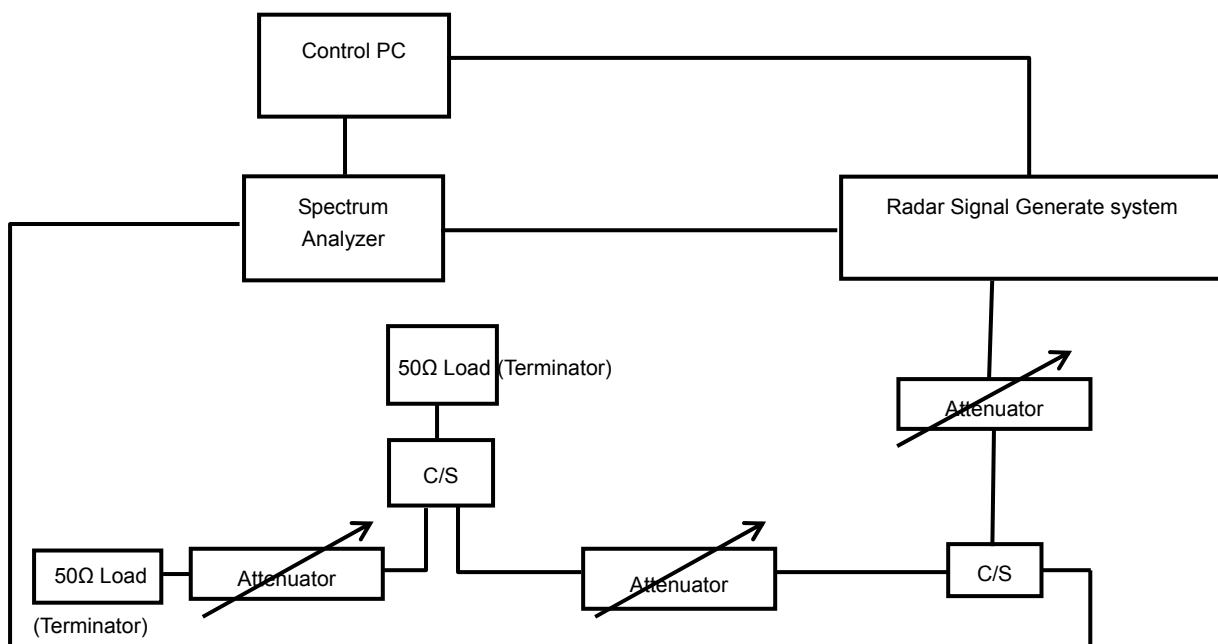
The measured channel is 5500MHz in 20MHz and 5510MHz in 40MHz and 5530 in 80MHz. The radar signal was the same as transmitted channels, and injected into the antenna port of AP (master) or Client Device with Radar Detection, measured the channel closing transmission time and channel move time.

### 5.2.1 CLIENT WITH RADAR DETECTION MODE

The Client antenna net gain is 2.2dBi and required detection threshold is -60.8dBm (= -64+2.2+1)dBm.

The calibrated conducted detection threshold level is -60.8dBm.

#### Conducted setup configuration of Calibration of DFS Detection Threshold Level

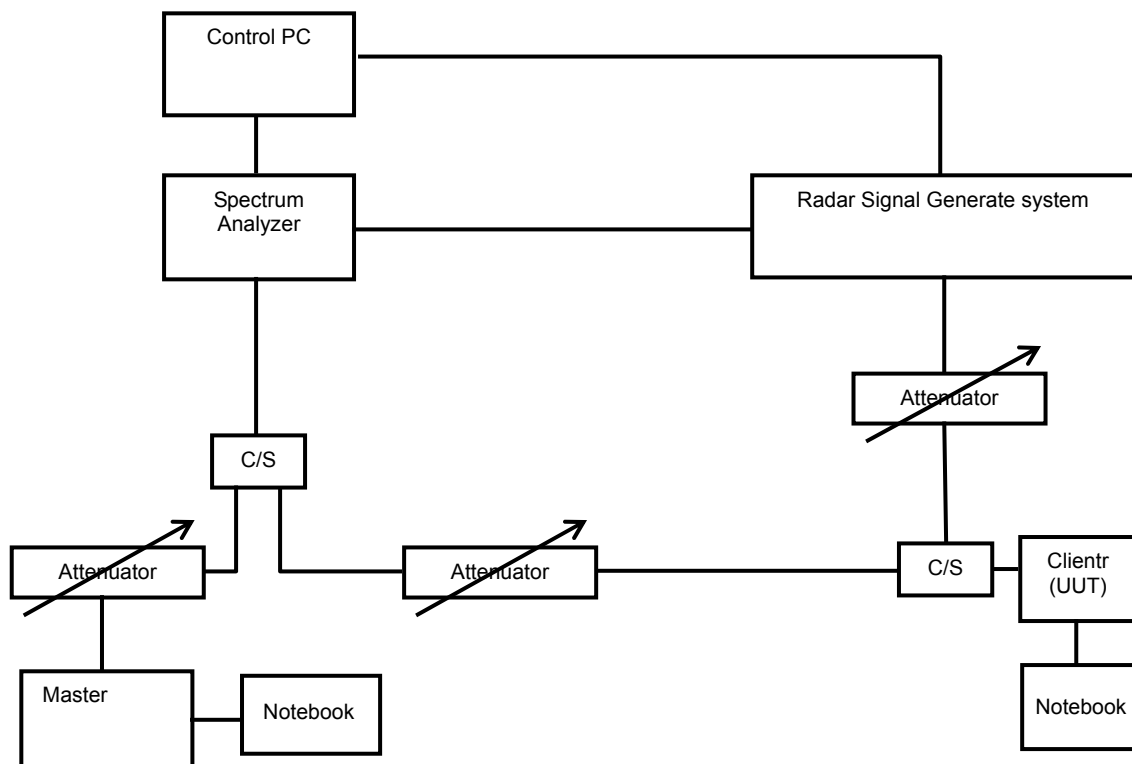


### 5.3 DEVIATION FROM TEST STANDARD

No deviation.

### 5.4 CONDUCTED TEST SETUP CONFIGURATION

#### CLIENT WITH RADAR DETECTION MODE



The UUT is a U-NII Device operating in Client with radar detection mode. The radar test signals are injected into the UUT (Client Device)



A D T

## 6. TEST RESULTS

### 6.1 SUMMARY OF TEST RESULT

#### CLIENT WITH RADAR DETECTION MODE

Clause	Test Parameter	Remarks	Pass/Fail
15.407	DFS Detection Threshold	Applicable	Pass
15.407	Channel Availability Check Time	Not required	N/A
15.407	Channel Move Time	Applicable	Pass
15.407	Channel Closing Transmission Time	Applicable	Pass
15.407	Non- Occupancy Period	Applicable	Pass
15.407	U-NII Detection Bandwidth	Applicable	Pass
15.407	Non-Co-Channel test	Applicable	Pass



A D T

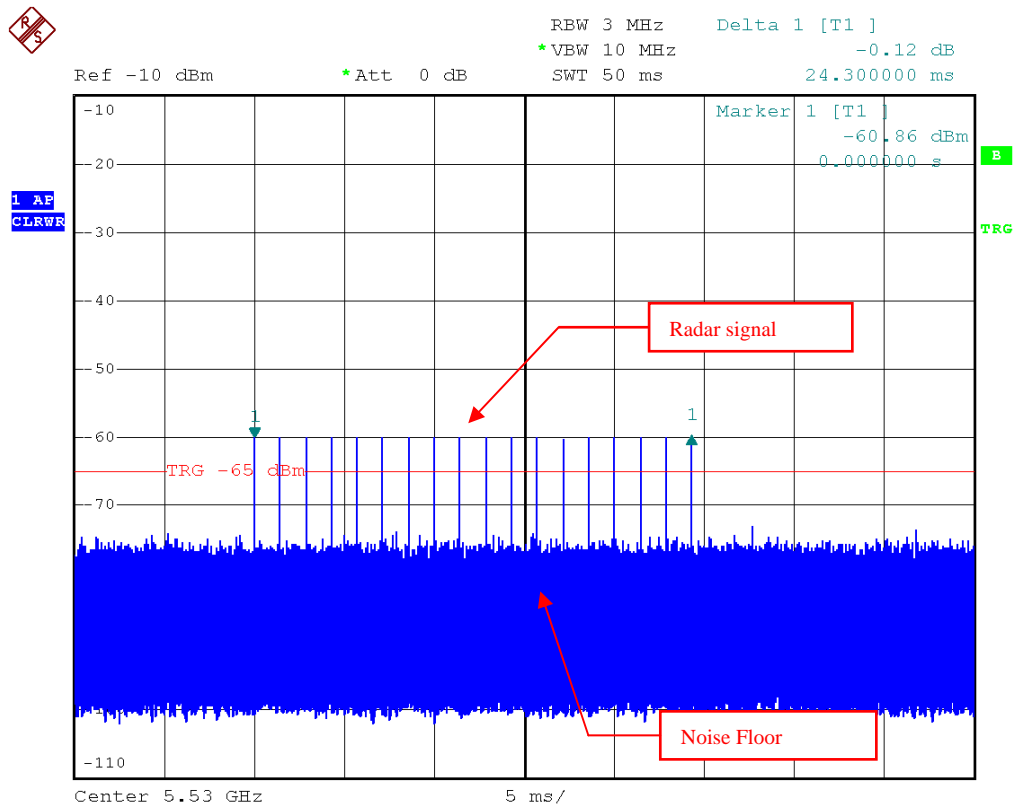
## 6.2 DETAILED TEST RESULTS

### 6.2.1. TEST MODE: DEVICE OPERATING IN CLIENT WITH RADAR DETECTION MODE

The radar test signals are injected into the Client with radar detection Device.

#### 6.2.1.1 DFS DETECTION THRESHOLD

The required detection threshold is  $-60.8\text{ dBm}$  ( $= -64 + 2.2 + 1$ ) dBm. The conducted radar burst level is lower than  $-60.8\text{ dBm}$ .



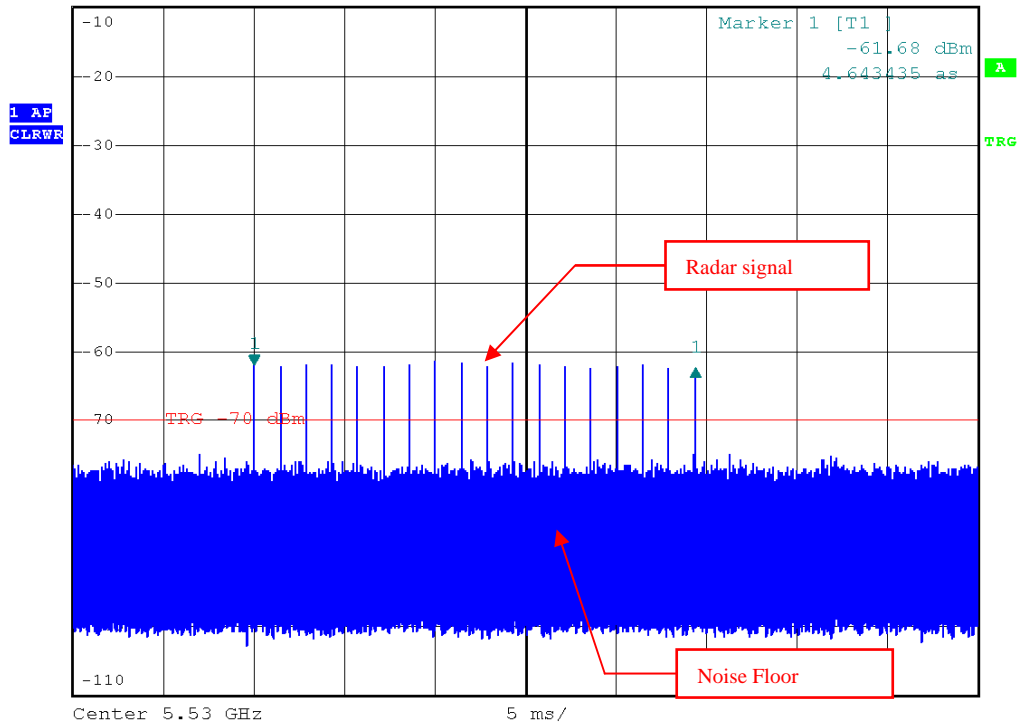
Radar Signal 0



A D T



Ref -10 dBm      \*Att 0 dB      RBW 3 MHz      Delta 1 [T1 ]  
VBW 10 MHz      -0.40 dB  
SWT 50 ms      24.400000 ms



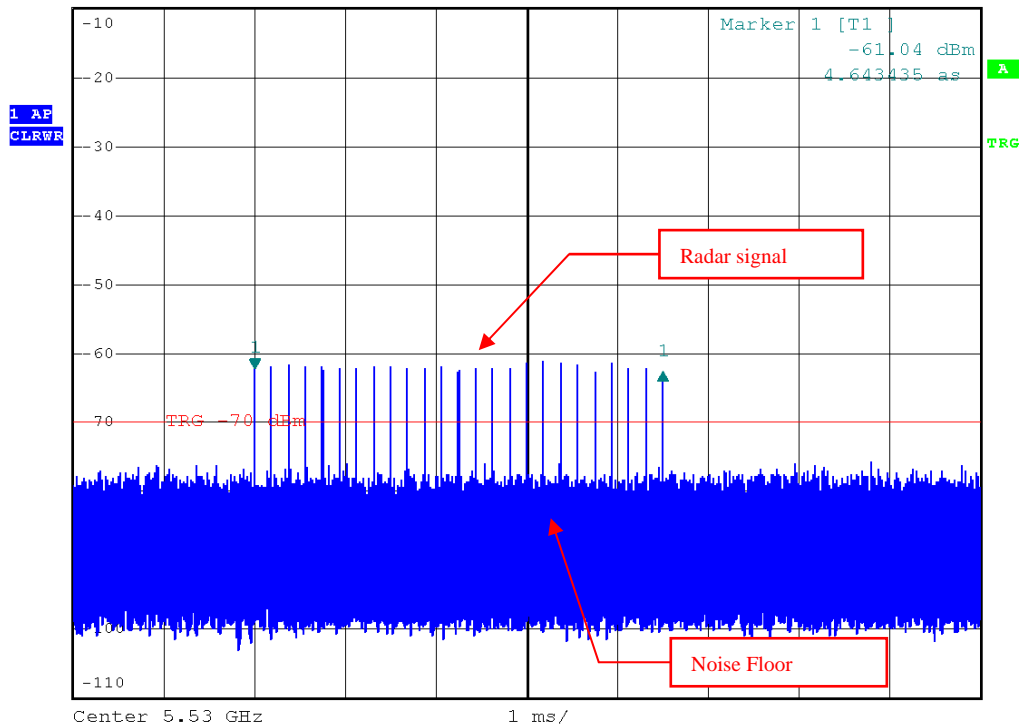
Radar Signal 1



A D T



Ref -10 dBm      \*Att 0 dB      RBW 3 MHz      Delta 1 [T1 ]  
VBW 10 MHz      -0.46 dB  
SWT 10 ms      4.501000 ms



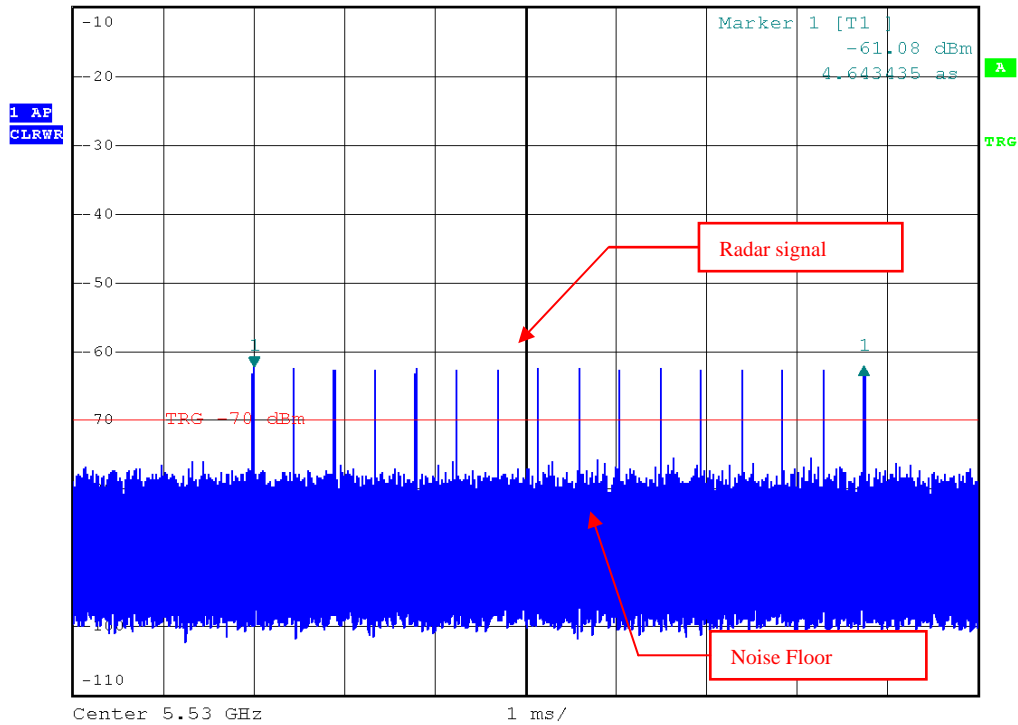
### Radar Signal 2



A D T



Ref -10 dBm      \*Att 0 dB      RBW 3 MHz      Delta 1 [T1 ]  
VBW 10 MHz      -0.06 dB  
SWT 10 ms      6.740000 ms



### Radar Signal 3

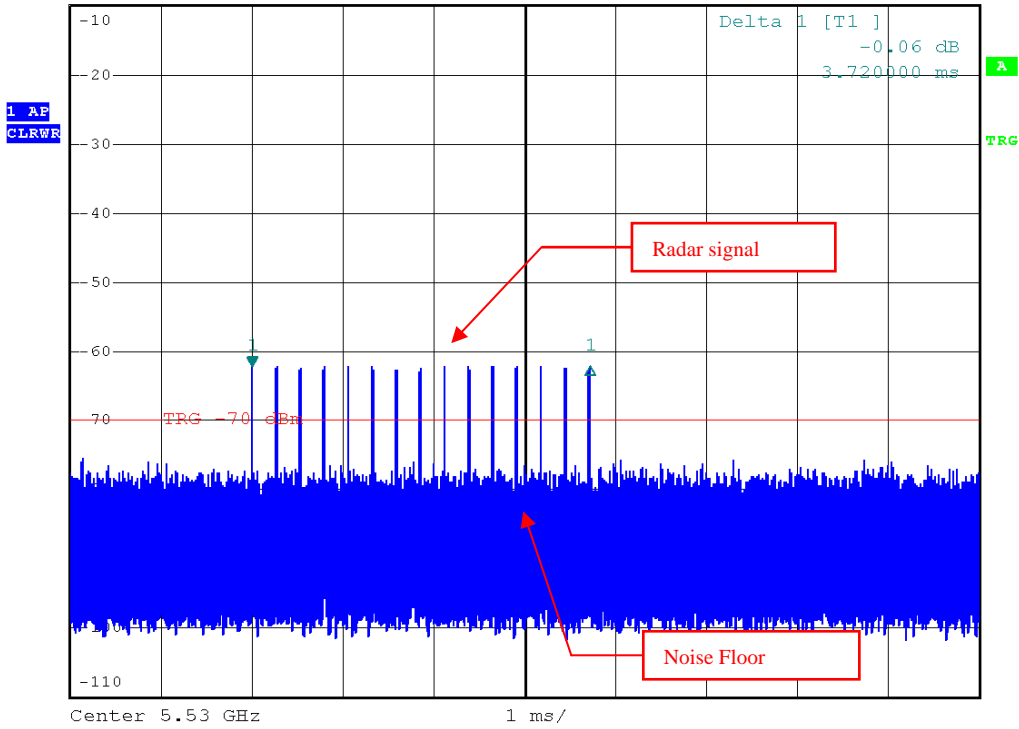




A D T



Ref -10 dBm      \*Att 0 dB      RBW 3 MHz      Marker 1 [T1 ]  
VBW 10 MHz      -61.03 dBm  
SWT 10 ms      4.643435 as



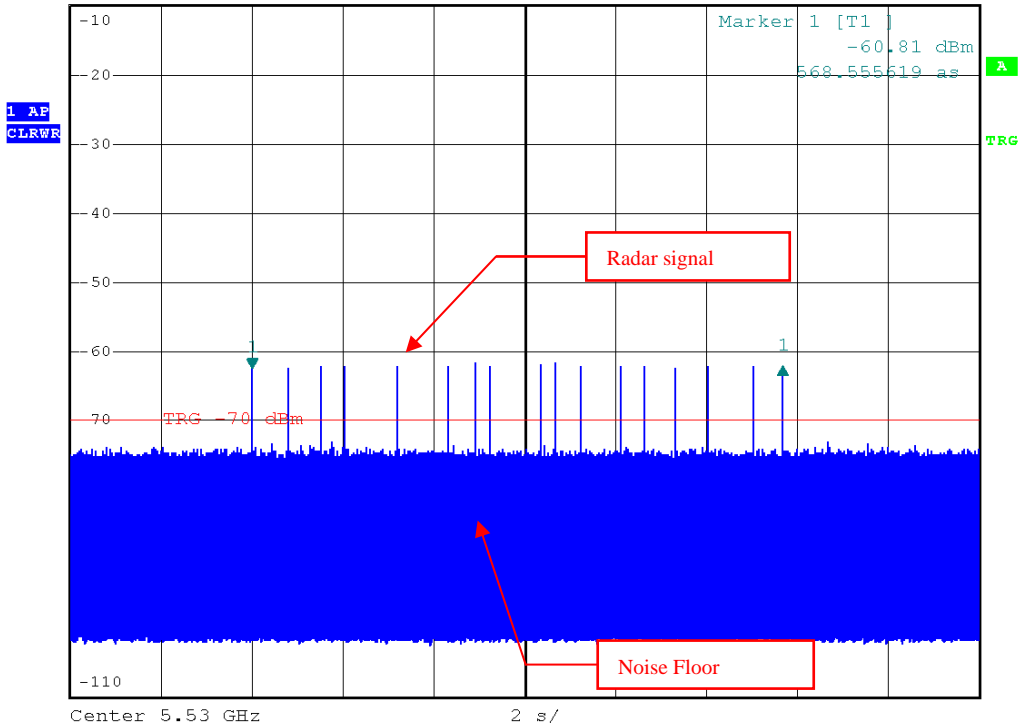
### Radar Signal 4



A D T



Ref -10 dBm      \*Att 0 dB      RBW 3 MHz      Delta 1 [T1 ]  
VBW 10 MHz      0.31 dB  
SWT 20 s      11.680000 s



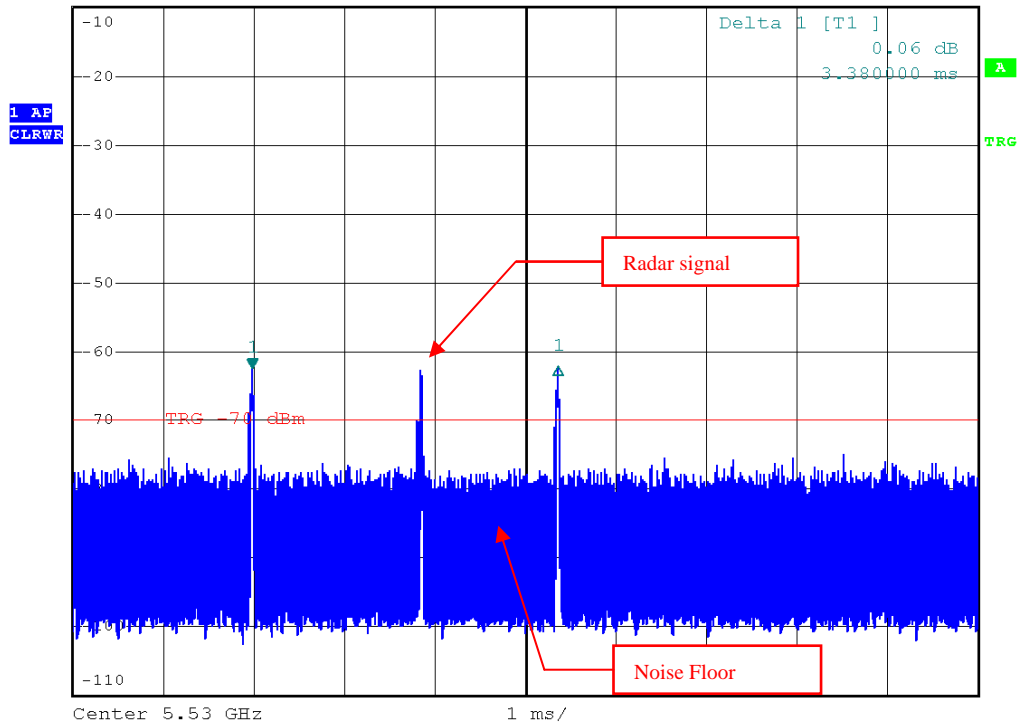
### Radar Signal 5



A D T



Ref -10 dBm      \*Att 0 dB      RBW 3 MHz      Marker 1 [T1 ]  
VBW 10 MHz      -60.85 dBm  
SWT 10 ms      -20.000000  $\mu$ s



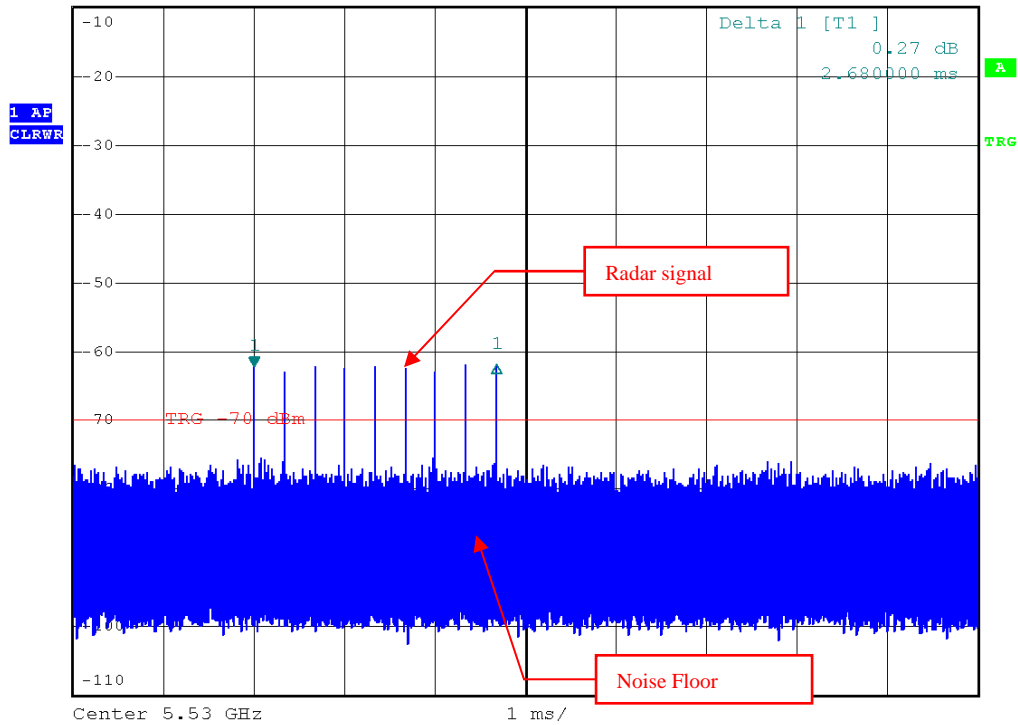
Single Burst of Radar Signal 5



A D T



Ref -10 dBm      \*Att 0 dB      RBW 3 MHz      Marker 1 [T1 ]  
VBW 10 MHz      -60.86 dBm  
SWT 10 ms      1.136718 ms



Radar Signal 6



A D T

### 6.2.1.2 CHANNEL CLOSING TRANSMISSION AND CHANNEL MOVE TIME

802.11ac (VHT20)

#### Short Pulse Radar Test Waveforms.

Radar Type	Pulse Width (μsec)	PRI (μsec)	Number of Pulses	Number of Trials(Time s)	Percentage of Successful Detection (%)
1	<p>Test A: 15 unique PRI values randomly selected from the list of 23 PRI values in Table 5a</p> <p>-----</p> <p>Test B: 15 unique PRI values randomly selected within the range of 518-3066 μ sec, with a minimum increment of 1 μ sec, excluding PRI values selected in Test A</p>	$\text{Roundup} \left\{ \begin{array}{l} \frac{1}{360} \\ \frac{19 \cdot 10^6}{\text{PRI}_{\mu\text{sec}}} \end{array} \right\}$	18	30	83.3%
2	1-5	150-230	23-29	30	86.7%
3	6-10	200-500	16-18	30	76.7%
4	11-20	200-500	12-16	30	76.7%
Aggregate (Radar Types 1-4)				120	80.83%

#### Long Pulse Radar Test Waveform

Radar Type	Pulse Width (μsec)	Chirp Width (MHz)	PRI (μsec)	Number of Pulses per Burst	Number of Bursts	Number of Trials(Times)	Percentage of Successful Detection (%)
5	50-100	5-20	1000-2000	1-3	8-20	30	83.3



A D T



A D T

### Frequency Hopping Radar Test Waveform

Radar Type	Pulse Width (µsec)	PRI (µsec)	Pulses per Hop	Hopping Rate (kHz)	Hopping Sequence Length (msec)	Number of Trials(Times)	Percentage of Successful Detection (%)
6	1	333	9	0.333	300	30	93.3



A D T

802.11ac (VHT40)

Short Pulse Radar Test Waveforms.

Radar Type	Pulse Width (μsec)	PRI (μsec)	Number of Pulses	Number of Trials(Times)	Percentage of Successful Detection (%)
1	<p>Test A: 15 unique PRI values randomly selected from the list of 23 PRI values in Table 5a</p> <p>-----</p> <p>Test B: 15 unique PRI values randomly selected within the range of 518-3066 μ sec, with a minimum increment of 1 μ sec, excluding PRI values selected in Test A</p>	$\text{Roundup} \left\{ \begin{array}{l} \left( \frac{1}{360} \right) \\ \left( \frac{19 \cdot 10^6}{\text{PRI}_{\mu\text{sec}}} \right) \end{array} \right\}$	18	30	86.7%
2	1-5	150-230	23-29	30	90.0%
3	6-10	200-500	16-18	30	80.0%
4	11-20	200-500	12-16	30	70.0%
Aggregate (Radar Types 1-4)				120	81.67%

Long Pulse Radar Test Waveform

Radar Type	Pulse Width (μsec)	Chirp Width (MHz)	PRI (μsec)	Number of Pulses per Burst	Number of Bursts	Number of Trials(Times)	Percentage of Successful Detection (%)
5	50-100	5-20	1000-2000	1-3	8-20	30	86.7





A D T

### Frequency Hopping Radar Test Waveform

Radar Type	Pulse Width (μsec)	PRI (μsec)	Pulses per Hop	Hopping Rate (kHz)	Hopping Sequence Length (msec)	Number of Trials(Times)	Percentage of Successful Detection (%)
6	1	333	9	0.333	300	30	90



A D T

802.11ac (VHT80)

**Short Pulse Radar Test Waveforms.**

Radar Type	Pulse Width (μsec)	PRI (μsec)	Number of Pulses	Number of Trials(Times)	Percentage of Successful Detection (%)
1	Test A: 15 unique PRI values randomly selected from the list of 23 PRI values in Table 5a ----- Test B: 15 unique PRI values randomly selected within the range of 518-3066 μ sec, with a minimum increment of 1 μ sec, excluding PRI values selected in Test A	$\text{Roundup} \left\{ \begin{array}{l} \left( \frac{1}{360} \right) \\ \left( \frac{19 \cdot 10^6}{\text{PRI}_{\mu\text{sec}}} \right) \end{array} \right\}$	18	30	90.0%
2	1-5	150-230	23-29	30	86.7%
3	6-10	200-500	16-18	30	83.3%
4	11-20	200-500	12-16	30	80.0%
Aggregate (Radar Types 1-4)				120	85

**Long Pulse Radar Test Waveform**

Radar Type	Pulse Width (μsec)	Chirp Width (MHz)	PRI (μsec)	Number of Pulses per Burst	Number of Bursts	Number of Trials(Times)	Percentage of Successful Detection (%)
5	50-100	5-20	1000-2000	1-3	8-20	30	83.3



A D T

### Frequency Hopping Radar Test Waveform

Radar Type	Pulse Width (µsec)	PRI (µsec)	Pulses per Hop	Hopping Rate (kHz)	Hopping Sequence Length (msec)	Number of Trials(Times)	Percentage of Successful Detection (%)
6	1	333	9	0.333	300	30	90

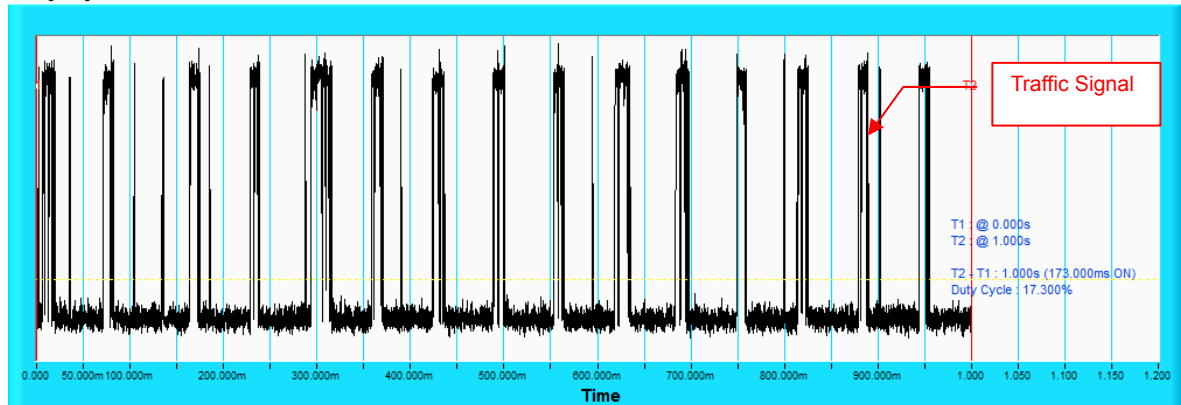


A D T

## Wireless Traffic Loading

### 802.11ac (VHT20)

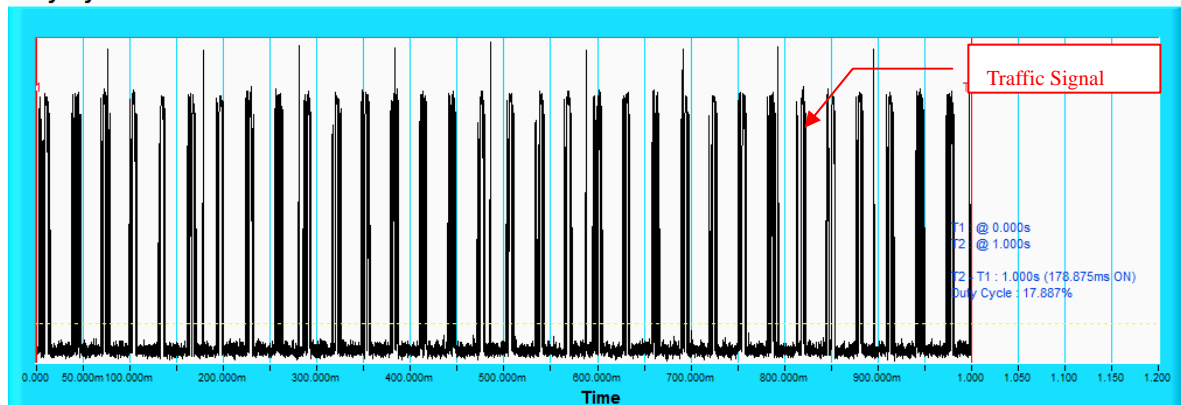
#### Duty Cycle



**NOTE:** T1 denotes the start of duty cycle period is 0<sup>th</sup> second. T2 denotes the end of duty cycle period is 1<sup>th</sup> second. T2 – T1= 1 seconds. Duty Cycle = 17.3%

### 802.11ac (VHT40)

#### Duty Cycle



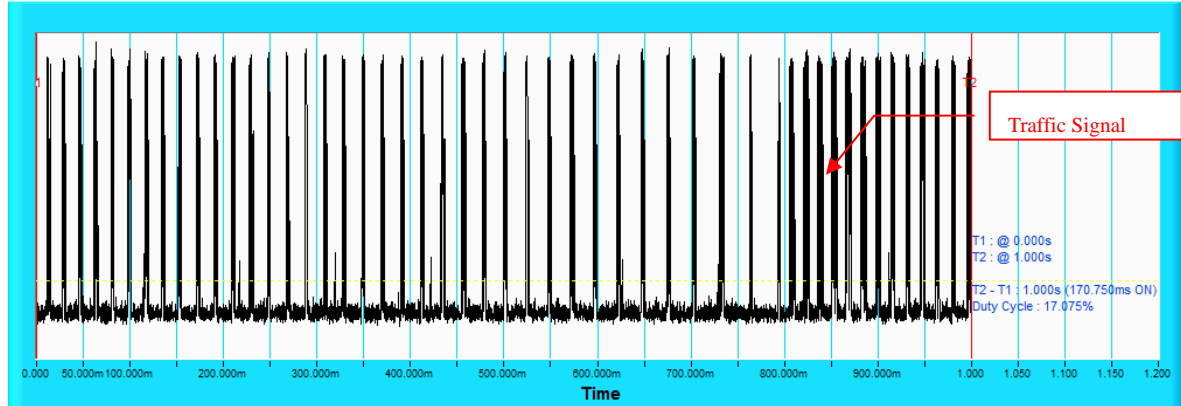
**NOTE:** T1 denotes the start of duty cycle period is 0<sup>th</sup> second. T2 denotes the end of duty cycle period is 1<sup>th</sup> second. T2 – T1= 1 seconds. Duty Cycle = 17.887%



A D T

## 802.11ac (VHT80)

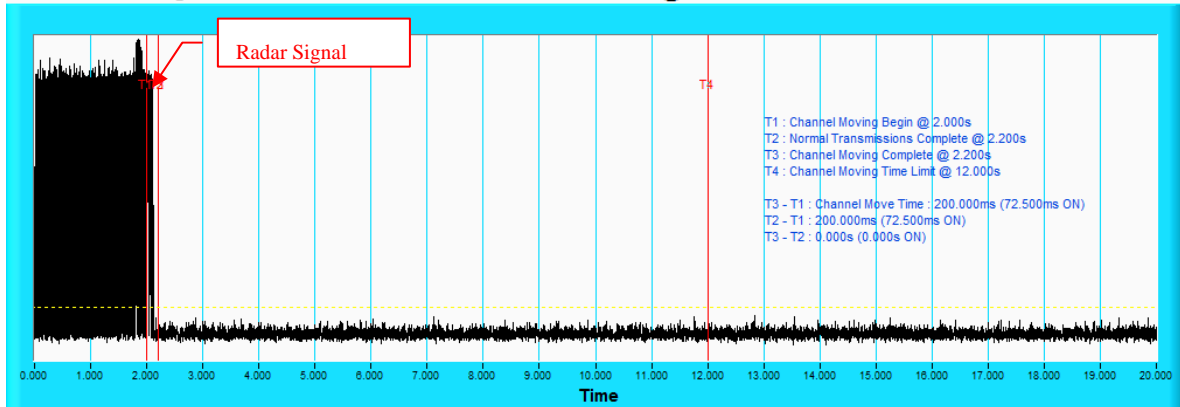
### Duty Cycle



**NOTE:** T1 denotes the start of duty cycle period is 0<sup>th</sup> second. T2 denotes the end of duty cycle period is 1<sup>th</sup> second.  $T2 - T1 = 1$  seconds. Duty Cycle = 17.075%

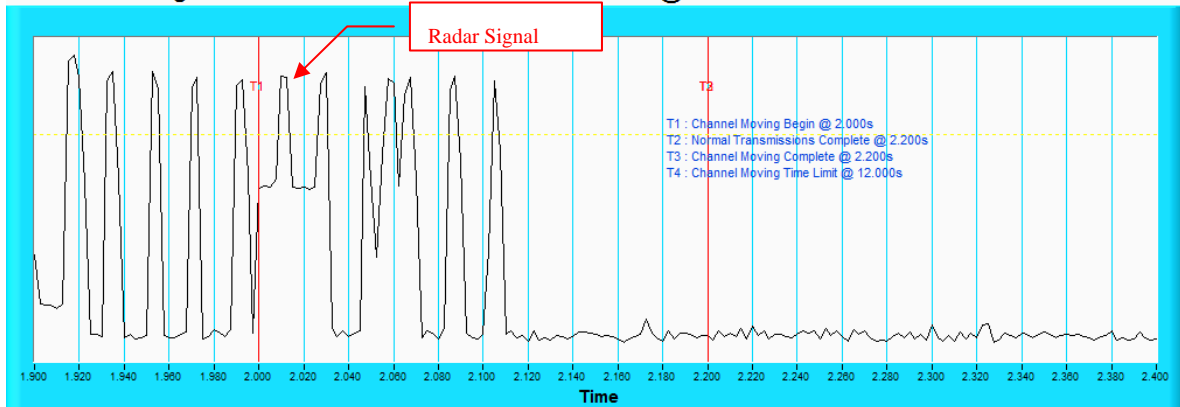
**Radar signal 0**

**Channel Closing Transmission Time & Channel Move Time @ CH106-5530MHz**



**NOTE:** T1 denotes the start of Channel Move Time upon the end of the last Radar burst. T2 denotes the data transmission time of 200ms from T1. T3 denotes the end of Channel Move Time. T4 denotes the 10 second from T1 to observe the aggregate duration of transmissions.

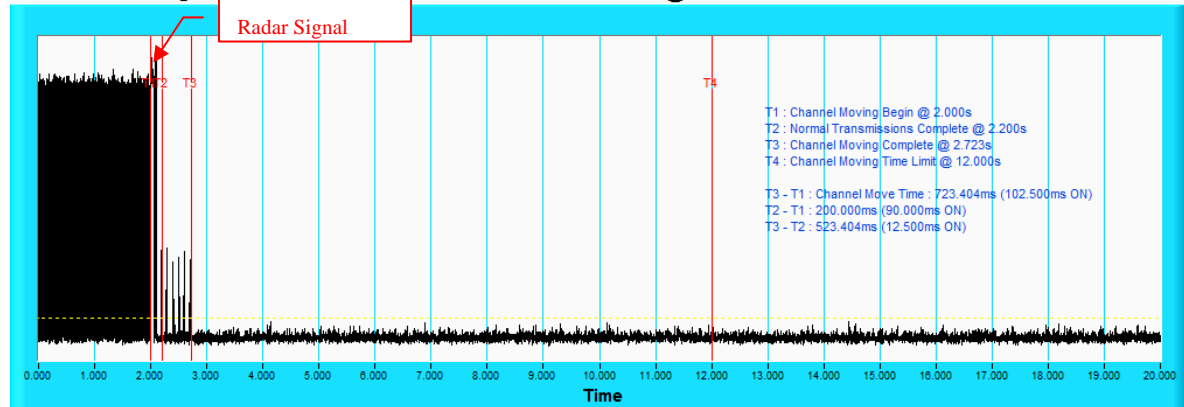
**Channel Closing Transmission Time & Channel Move Time @ CH106-5530MHz**



**NOTE:** An expanded plot for the device vacates the channel in the required 500ms.

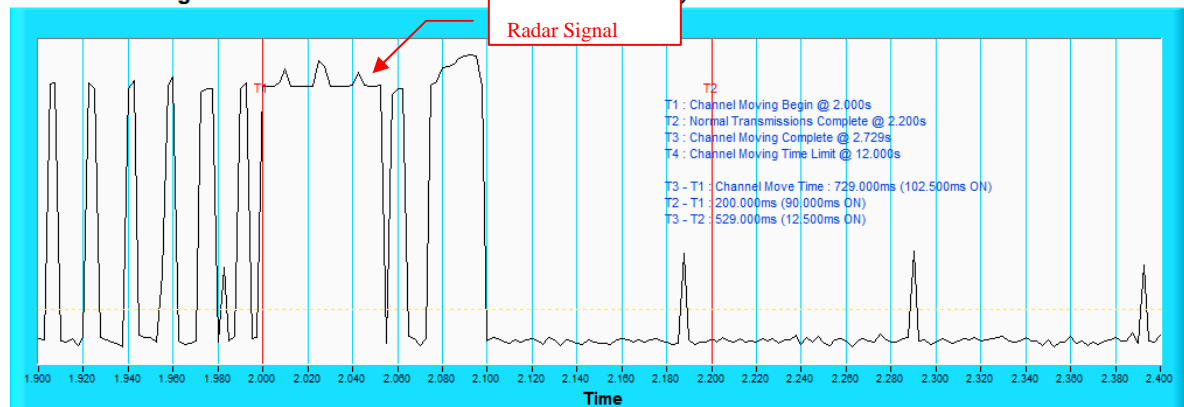
### Radar signal 1

Channel Closing Transmission Time & Channel Move Time @ CH106-5530MHz



**NOTE:** T1 denotes the start of Channel Move Time upon the end of the last Radar burst. T2 denotes the data transmission time of 200ms from T1. T3 denotes the end of Channel Move Time. T4 denotes the 10 second from T1 to observe the aggregate duration of transmissions.

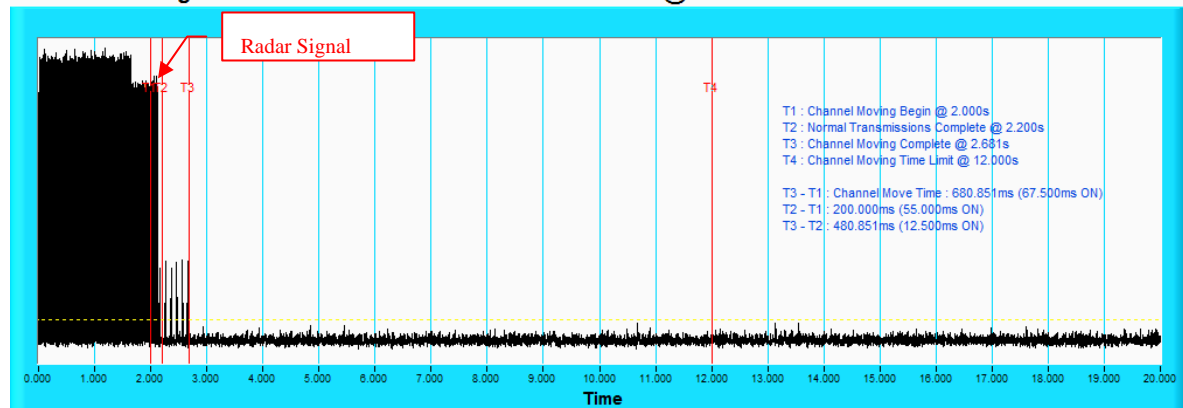
Channel Closing Transmission Time & Channel Move Time @ CH106-5530MHz



**NOTE:** An expanded plot for the device vacates the channel in the required 500ms.

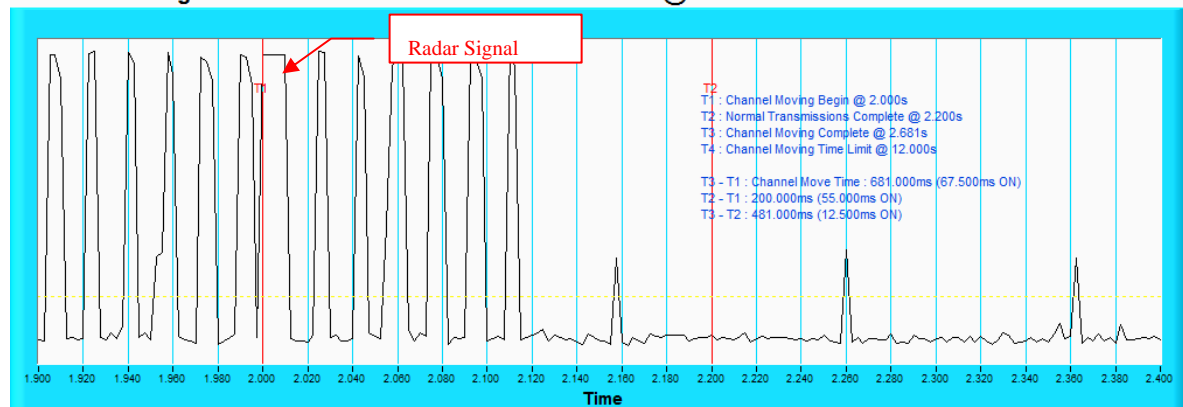
## Radar signal 2

### Channel Closing Transmission Time & Channel Move Time @ CH106-5530MHz



**NOTE:** T1 denotes the start of Channel Move Time upon the end of the last Radar burst. T2 denotes the data transmission time of 200ms from T1. T3 denotes the end of Channel Move Time. T4 denotes the 10 second from T1 to observe the aggregate duration of transmissions.

### Channel Closing Transmission Time & Channel Move Time @ CH106-5530MHz



**NOTE:** An expanded plot for the device vacates the channel in the required 500ms.

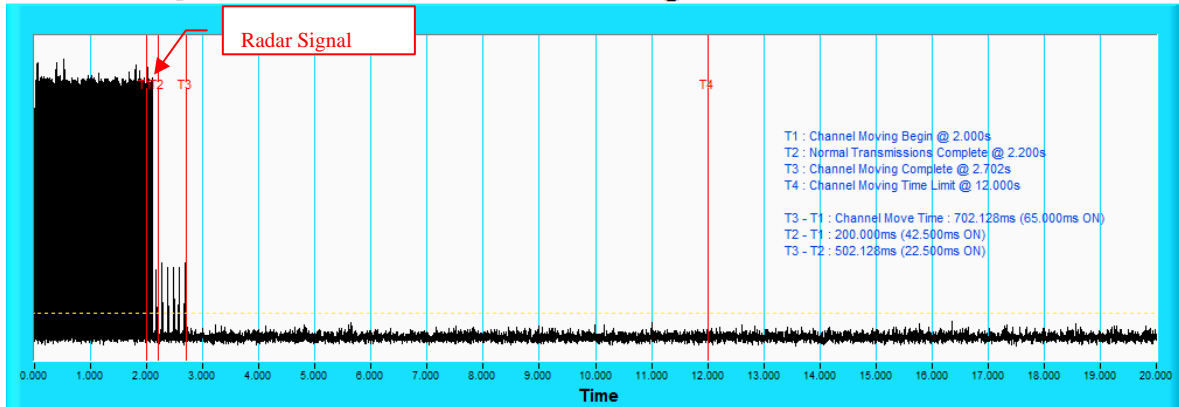




A D T

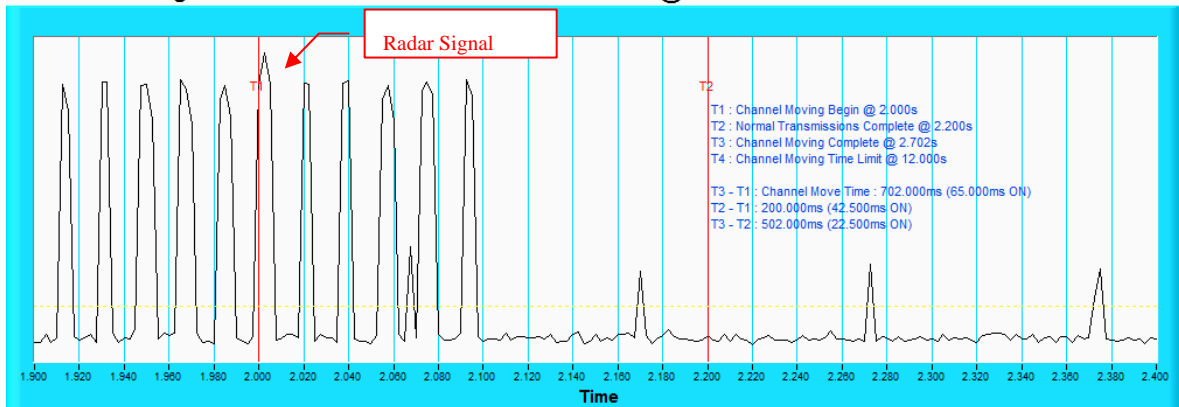
### Radar signal 3

#### Channel Closing Transmission Time & Channel Move Time @ CH106-5530MHz



**NOTE:** T1 denotes the start of Channel Move Time upon the end of the last Radar burst. T2 denotes the data transmission time of 200ms from T1. T3 denotes the end of Channel Move Time. T4 denotes the 10 second from T1 to observe the aggregate duration of transmissions.

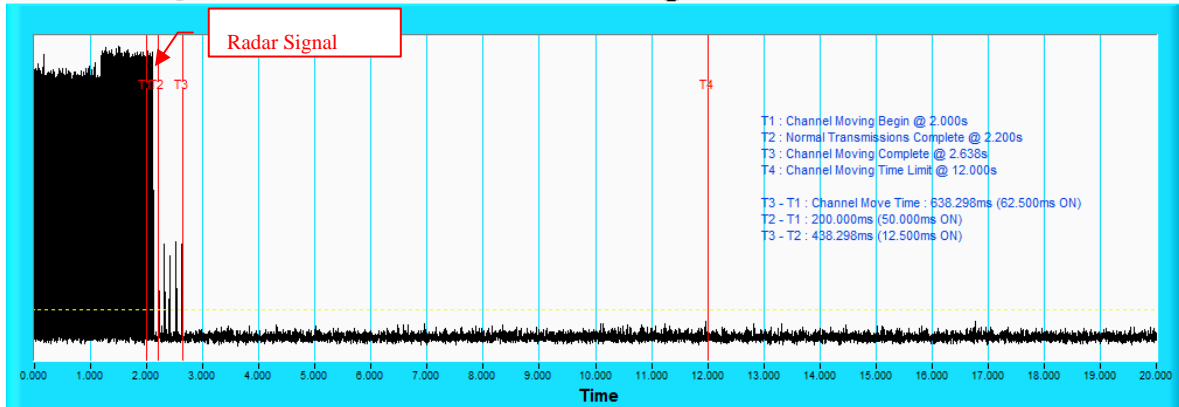
#### Channel Closing Transmission Time & Channel Move Time @ CH106-5530MHz



**NOTE:** An expanded plot for the device vacates the channel in the required 500ms.

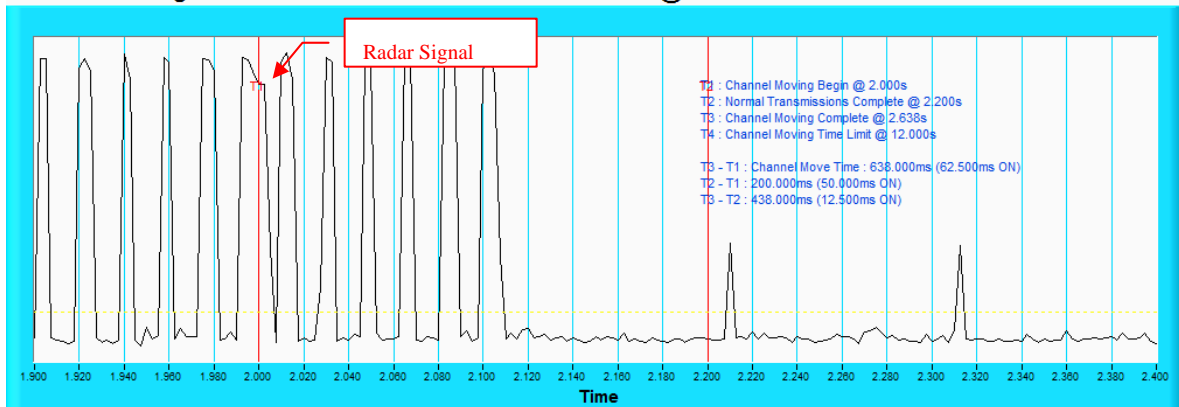
### Radar signal 4

#### Channel Closing Transmission Time & Channel Move Time @ CH106-5530MHz



**NOTE:** T1 denotes the start of Channel Move Time upon the end of the last Radar burst. T2 denotes the data transmission time of 200ms from T1. T3 denotes the end of Channel Move Time. T4 denotes the 10 second from T1 to observe the aggregate duration of transmissions.

#### Channel Closing Transmission Time & Channel Move Time @ CH106-5530MHz

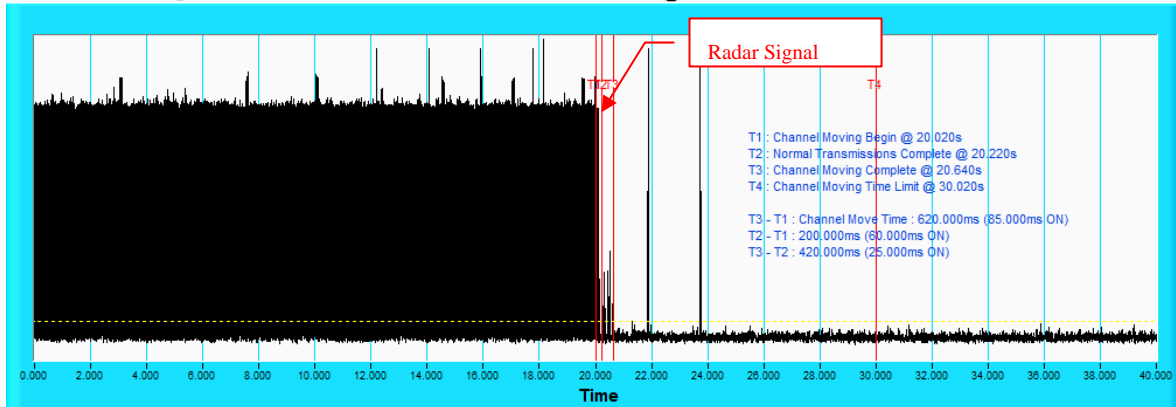


**NOTE:** An expanded plot for the device vacates the channel in the required 500ms.



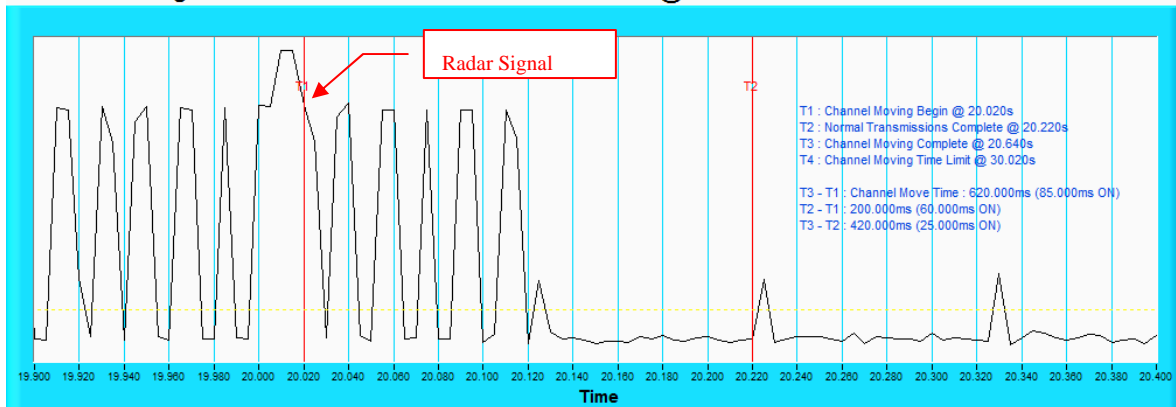
### Radar signal 5

#### Channel Closing Transmission Time & Channel Move Time @ CH106-5530MHz



**NOTE:** T1 denotes the start of Channel Move Time upon the end of the last Radar burst. T2 denotes the data transmission time of 200ms from T1. T3 denotes the end of Channel Move Time. T4 denotes the 10 second from T1 to observe the aggregate duration of transmissions.

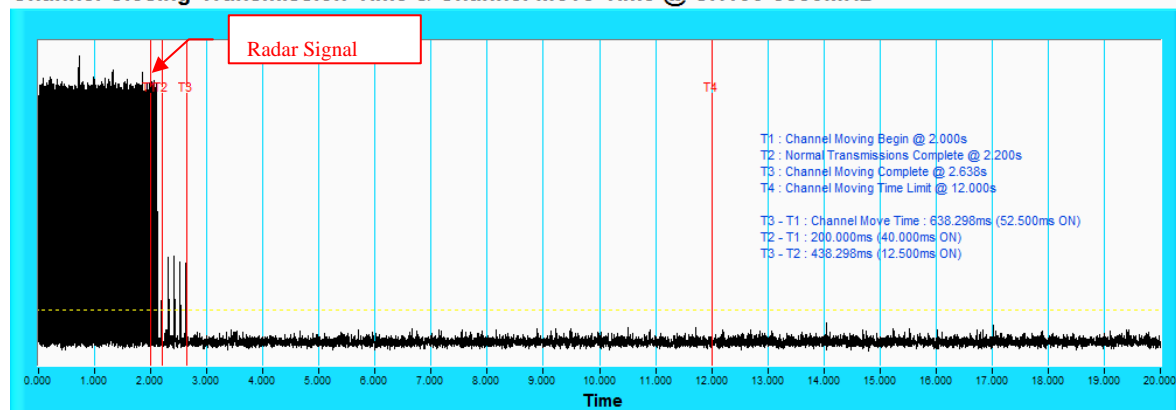
#### Channel Closing Transmission Time & Channel Move Time @ CH106-5530MHz



**NOTE:** An expanded plot for the device vacates the channel in the required 500ms.

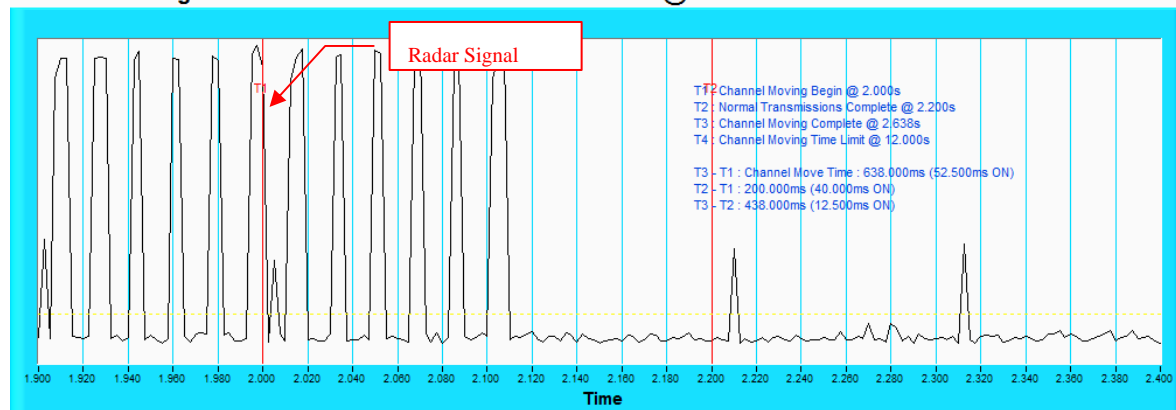
## Radar signal 6

### Channel Closing Transmission Time & Channel Move Time @ CH106-5530MHz



**NOTE:** T1 denotes the start of Channel Move Time upon the end of the last Radar burst. T2 denotes the data transmission time of 200ms from T1. T3 denotes the end of Channel Move Time. T4 denotes the 10 second from T1 to observe the aggregate duration of transmissions.

### Channel Closing Transmission Time & Channel Move Time @ CH106-5530MHz



**NOTE:** An expanded plot for the device vacates the channel in the required 500ms.



A D T

802.11ac (VHT20)

Type 1 Radar Statistical Performances						
Trial #	Test Center Frequency (MHz)	Pulse Repetition Frequency Number (1 to 23)	Pulse Repetition Frequency (Pulse per seconds)	Pulses per Burst	Pulse Repetition Interval (microseconds)	Detection
1	5500	22	1066	57	938	Yes
2	5497	21	1089	58	918	Yes
3	5491	2	1859	99	538	Yes
4	5496	8	1520	81	658	Yes
5	5506	15	1253	67	798	Yes
6	5504	10	1433	76	698	Yes
7	5494	12	1355	72	738	Yes
8	5504	9	1475	78	678	Yes
9	5494	7	1567	83	638	Yes
10	5495	14	1285	68	778	Yes
11	5499	17	1193	63	838	Yes
12	5502	11	1393	74	718	No
13	5493	18	1166	62	858	Yes
14	5507	23	326.2	18	3066	No
15	5506	6	1618	86	618	Yes
16	5493		436.5	24	2291	Yes
17	5492		554.9	30	1802	No
18	5492		625	33	1600	No
19	5493		464.3	25	2154	Yes
20	5506		660.5	35	1514	Yes
21	5503		616.5	33	1622	No
22	5495		422.7	23	2366	Yes
23	5505		562.1	30	1779	Yes
24	5505		389.6	21	2567	Yes
25	5508		373	20	2681	Yes
26	5498		492.6	26	2030	Yes
27	5492		598.1	32	1672	Yes
28	5508		944.3	50	1059	Yes
29	5502		622.3	33	1607	Yes
30	5494		434.4	23	2302	Yes

Detection Rate: 83.3 %



A D T

802.11ac (VHT20)

Type 2 Radar Statistical Performances

Trial #	Test Center Frequency(MHz)	Pulses per Burst	Pulse Width(us)	PRI(us)	Detection
1	5500	25	2.7	190	Yes
2	5504	26	2.8	175	Yes
3	5498	23	1.2	186	Yes
4	5496	26	2.9	165	Yes
5	5508	24	2.1	159	Yes
6	5497	25	2.7	152	No
7	5499	29	4.8	184	Yes
8	5491	29	4.9	198	Yes
9	5497	23	1.3	205	Yes
10	5508	27	3.4	221	Yes
11	5492	29	4.7	204	No
12	5503	26	3	187	Yes
13	5495	28	4.3	153	Yes
14	5499	24	1.6	174	Yes
15	5496	24	2.1	179	Yes
16	5504	27	3.6	229	Yes
17	5505	27	3.6	213	Yes
18	5500	27	3.3	162	Yes
19	5494	29	4.7	206	Yes
20	5509	28	4.2	210	Yes
21	5494	23	1	170	Yes
22	5508	23	1.2	218	Yes
23	5500	26	3.1	169	No
24	5501	24	1.7	227	Yes
25	5498	27	3.3	154	No
26	5505	25	2.2	196	Yes
27	5493	27	3.7	197	Yes
28	5497	24	2	217	Yes
29	5501	23	1.1	202	Yes
30	5501	25	2.3	215	Yes

Detection Rate: 86.7 %



A D T

### 802.11ac (VHT20)

#### Type 3 Radar Statistical Performances

Trial #	Test Center Frequency(MHz)	Pulses per Burst	Pulse Width(us)	PRI(us)	Detection
1	5500	17	7.7	264	No
2	5499	17	7.8	370	Yes
3	5493	16	6.2	280	No
4	5502	17	7.9	350	No
5	5501	16	7.1	322	No
6	5497	17	7.7	400	Yes
7	5498	18	9.8	461	No
8	5497	18	9.9	313	Yes
9	5495	16	6.3	456	Yes
10	5493	17	8.4	398	No
11	5506	18	9.7	474	Yes
12	5503	17	8	466	Yes
13	5500	18	9.3	401	Yes
14	5501	16	6.6	259	Yes
15	5503	16	7.1	451	Yes
16	5500	17	8.6	292	Yes
17	5498	17	8.6	490	Yes
18	5505	17	8.3	462	Yes
19	5507	18	9.7	497	Yes
20	5497	18	9.2	229	Yes
21	5493	16	6	325	Yes
22	5504	16	6.2	467	Yes
23	5501	17	8.1	282	Yes
24	5491	16	6.7	258	Yes
25	5497	17	8.3	209	Yes
26	5501	16	7.2	231	No
27	5496	18	8.7	480	Yes
28	5495	16	7	343	Yes
29	5502	16	6.1	321	Yes
30	5497	16	7.3	254	Yes

Detection Rate: 76.7 %



A D T

### 802.11ac (VHT20)

#### Type 4 Radar Statistical Performances

Trial #	Test Center Frequency(MHz)	Pulses per Burst	Pulse Width(us)	PRI(us)	Detection
1	5500	14	14.8	264	Yes
2	5495	14	15.1	370	Yes
3	5495	12	11.5	280	Yes
4	5495	14	15.3	350	No
5	5506	13	13.4	322	Yes
6	5504	14	14.8	400	Yes
7	5502	16	19.5	461	No
8	5506	16	19.7	313	Yes
9	5498	12	11.8	456	Yes
10	5507	14	16.3	398	No
11	5501	16	19.3	474	Yes
12	5496	14	15.4	466	Yes
13	5497	16	18.4	401	Yes
14	5492	12	12.3	259	Yes
15	5505	13	13.5	451	Yes
16	5508	15	16.9	292	Yes
17	5499	15	16.8	490	Yes
18	5496	14	16.2	462	Yes
19	5501	16	19.3	497	No
20	5499	15	18.2	229	Yes
21	5498	12	11.1	325	No
22	5504	12	11.5	467	Yes
23	5493	14	15.6	282	No
24	5502	12	12.6	258	Yes
25	5508	14	16.2	209	Yes
26	5495	13	13.8	231	Yes
27	5505	15	17.1	480	Yes
28	5506	13	13.4	343	No
29	5506	12	11.2	321	Yes
30	5501	13	13.9	254	Yes

Detection Rate: 76.7 %





A D T

### 802.11ac (VHT20)

Type 5 Radar Statistical Performances			
Trial #	Chirp Center Frequency(MHz)	Test Signal Name	Detection
1	5500	LP_Signal_01	Yes
2	5502	LP_Signal_02	Yes
3	5497	LP_Signal_03	Yes
4	5496	LP_Signal_04	Yes
5	5503	LP_Signal_05	No
6	5504	LP_Signal_06	Yes
7	5503	LP_Signal_07	Yes
8	5502	LP_Signal_08	Yes
9	5495	LP_Signal_09	Yes
10	5501	LP_Signal_10	Yes
11	5504	LP_Signal_11	Yes
12	5506	LP_Signal_12	No
13	5497	LP_Signal_13	No
14	5503	LP_Signal_14	Yes
15	5494	LP_Signal_15	Yes
16	5496	LP_Signal_16	Yes
17	5498	LP_Signal_17	Yes
18	5494	LP_Signal_18	Yes
19	5499	LP_Signal_19	Yes
20	5504	LP_Signal_20	No
21	5499	LP_Signal_21	Yes
22	5494	LP_Signal_22	Yes
23	5506	LP_Signal_23	Yes
24	5507	LP_Signal_24	Yes
25	5496	LP_Signal_25	Yes
26	5496	LP_Signal_26	Yes
27	5500	LP_Signal_27	Yes
28	5502	LP_Signal_28	Yes
29	5493	LP_Signal_29	No
30	5496	LP_Signal_30	Yes

Detection Rate: 83.3 %

The Long Pulse Radar pattern shown in Annex B.1



A D T

### 802.11ac (VHT20)

#### Type 6 Radar Statistical Performances

Trial #	Pulses per Burst	Pulse Width(us)	PRI(us)	Detection
1	9	1	333.3	Yes
2	9	1	333.3	Yes
3	9	1	333.3	Yes
4	9	1	333.3	Yes
5	9	1	333.3	Yes
6	9	1	333.3	Yes
7	9	1	333.3	Yes
8	9	1	333.3	Yes
9	9	1	333.3	Yes
10	9	1	333.3	Yes
11	9	1	333.3	Yes
12	9	1	333.3	Yes
13	9	1	333.3	Yes
14	9	1	333.3	Yes
15	9	1	333.3	Yes
16	9	1	333.3	Yes
17	9	1	333.3	Yes
18	9	1	333.3	Yes
19	9	1	333.3	Yes
20	9	1	333.3	Yes
21	9	1	333.3	No
22	9	1	333.3	Yes
23	9	1	333.3	Yes
24	9	1	333.3	Yes
25	9	1	333.3	Yes
26	9	1	333.3	Yes
27	9	1	333.3	Yes
28	9	1	333.3	Yes
29	9	1	333.3	Yes
30	9	1	333.3	No

Detection Rate: 93.3 %



A D T

### 802.11ac (VHT20)

Type 6 Radar Statistical Performances		
Trial #	Hopping Frequency Sequence Name	Detection
1	HOP_FREQ_SEQ_01	Yes
2	HOP_FREQ_SEQ_02	Yes
3	HOP_FREQ_SEQ_03	Yes
4	HOP_FREQ_SEQ_04	Yes
5	HOP_FREQ_SEQ_05	Yes
6	HOP_FREQ_SEQ_06	Yes
7	HOP_FREQ_SEQ_07	Yes
8	HOP_FREQ_SEQ_08	Yes
9	HOP_FREQ_SEQ_09	Yes
10	HOP_FREQ_SEQ_10	Yes
11	HOP_FREQ_SEQ_11	Yes
12	HOP_FREQ_SEQ_12	Yes
13	HOP_FREQ_SEQ_13	Yes
14	HOP_FREQ_SEQ_14	Yes
15	HOP_FREQ_SEQ_15	Yes
16	HOP_FREQ_SEQ_16	Yes
17	HOP_FREQ_SEQ_17	Yes
18	HOP_FREQ_SEQ_18	Yes
19	HOP_FREQ_SEQ_19	Yes
20	HOP_FREQ_SEQ_20	Yes
21	HOP_FREQ_SEQ_21	No
22	HOP_FREQ_SEQ_22	Yes
23	HOP_FREQ_SEQ_23	Yes
24	HOP_FREQ_SEQ_24	Yes
25	HOP_FREQ_SEQ_25	Yes
26	HOP_FREQ_SEQ_26	Yes
27	HOP_FREQ_SEQ_27	Yes
28	HOP_FREQ_SEQ_28	Yes
29	HOP_FREQ_SEQ_29	Yes
30	HOP_FREQ_SEQ_30	No

Detection Rate: 93.3%

The Frequency Hopping Radar pattern shown in Annex B.2



A D T

**802.11ac (VHT40)**

**Type 1 Radar Statistical Performances**

Trial #	Test Center Frequency (MHz)	Pulse Repetition Frequency Number (1 to 23)	Pulse Repetition Frequency (Pulse per seconds)	Pulses per Burst	Pulse Repetition Interval (microseconds)	Detection
1	5510	22	1066	57	938	Yes
2	5520	21	1089	58	918	No
3	5500	2	1859	99	538	Yes
4	5497	8	1520	81	658	Yes
5	5501	15	1253	67	798	Yes
6	5518	10	1433	76	698	Yes
7	5521	12	1355	72	738	Yes
8	5513	9	1475	78	678	Yes
9	5493	7	1567	83	638	Yes
10	5527	14	1285	68	778	Yes
11	5509	17	1193	63	838	Yes
12	5501	11	1393	74	718	Yes
13	5507	18	1166	62	858	Yes
14	5526	23	326.2	18	3066	Yes
15	5511	6	1618	86	618	Yes
16	5517		436.5	24	2291	Yes
17	5521		554.9	30	1802	Yes
18	5498		625	33	1600	No
19	5495		464.3	25	2154	Yes
20	5519		660.5	35	1514	Yes
21	5492		616.5	33	1622	No
22	5508		422.7	23	2366	Yes
23	5523		562.1	30	1779	Yes
24	5527		389.6	21	2567	Yes
25	5523		373	20	2681	Yes
26	5520		492.6	26	2030	Yes
27	5524		598.1	32	1672	No
28	5502		944.3	50	1059	Yes
29	5501		622.3	33	1607	Yes
30	5492		434.4	23	2302	Yes

Detection Rate: 86.7 %



A D T

**802.11ac (VHT40)**

Type 2 Radar Statistical Performances					
Trial #	Test Center Frequency(MHz)	Pulses per Burst	Pulse Width(us)	PRI(us)	Detection
1	5510	25	2.7	190	Yes
2	5520	26	2.8	175	No
3	5500	23	1.2	186	Yes
4	5500	26	2.9	165	Yes
5	5523	24	2.1	159	Yes
6	5517	25	2.7	152	Yes
7	5496	29	4.8	184	Yes
8	5506	29	4.9	198	No
9	5496	23	1.3	205	Yes
10	5522	27	3.4	221	Yes
11	5501	29	4.7	204	Yes
12	5519	26	3	187	Yes
13	5494	28	4.3	153	No
14	5516	24	1.6	174	Yes
15	5493	24	2.1	179	Yes
16	5525	27	3.6	229	Yes
17	5506	27	3.6	213	Yes
18	5498	27	3.3	162	Yes
19	5527	29	4.7	206	Yes
20	5514	28	4.2	210	Yes
21	5518	23	1	170	Yes
22	5501	23	1.2	218	Yes
23	5527	26	3.1	169	Yes
24	5506	24	1.7	227	Yes
25	5523	27	3.3	154	Yes
26	5501	25	2.2	196	Yes
27	5499	27	3.7	197	Yes
28	5498	24	2	217	Yes
29	5496	23	1.1	202	Yes
30	5496	25	2.3	215	Yes

Detection Rate: 90.0 %



A D T

**802.11ac (VHT40)**

Type 3 Radar Statistical Performances					
Trial #	Test Center Frequency(MHz)	Pulses per Burst	Pulse Width(us)	PRI(us)	Detection
1	5510	17	7.7	264	Yes
2	5520	17	7.8	370	Yes
3	5500	16	6.2	280	No
4	5494	17	7.9	350	No
5	5506	16	7.1	322	Yes
6	5513	17	7.7	400	No
7	5512	18	9.8	461	Yes
8	5494	18	9.9	313	No
9	5502	16	6.3	456	Yes
10	5500	17	8.4	398	Yes
11	5514	18	9.7	474	Yes
12	5497	17	8	466	Yes
13	5519	18	9.3	401	Yes
14	5504	16	6.6	259	Yes
15	5514	16	7.1	451	Yes
16	5525	17	8.6	292	Yes
17	5528	17	8.6	490	Yes
18	5500	17	8.3	462	Yes
19	5495	18	9.7	497	Yes
20	5517	18	9.2	229	Yes
21	5500	16	6	325	Yes
22	5501	16	6.2	467	No
23	5507	17	8.1	282	Yes
24	5525	16	6.7	258	Yes
25	5495	17	8.3	209	No
26	5511	16	7.2	231	Yes
27	5504	18	8.7	480	Yes
28	5499	16	7	343	Yes
29	5498	16	6.1	321	Yes
30	5499	16	7.3	254	Yes

Detection Rate: 80.0 %



A D T

### 802.11ac (VHT40)

#### Type 4 Radar Statistical Performances

Trial #	Test Center Frequency(MHz)	Pulses per Burst	Pulse Width(us)	PRI(us)	Detection
1	5510	14	14.8	264	No
2	5520	14	15.1	370	Yes
3	5500	12	11.5	280	Yes
4	5496	14	15.3	350	Yes
5	5528	13	13.4	322	No
6	5500	14	14.8	400	Yes
7	5513	16	19.5	461	Yes
8	5517	16	19.7	313	Yes
9	5493	12	11.8	456	Yes
10	5494	14	16.3	398	Yes
11	5514	16	19.3	474	Yes
12	5524	14	15.4	466	No
13	5528	16	18.4	401	Yes
14	5513	12	12.3	259	No
15	5515	13	13.5	451	Yes
16	5499	15	16.9	292	No
17	5523	15	16.8	490	Yes
18	5498	14	16.2	462	Yes
19	5509	16	19.3	497	Yes
20	5514	15	18.2	229	No
21	5502	12	11.1	325	Yes
22	5504	12	11.5	467	No
23	5518	14	15.6	282	Yes
24	5519	12	12.6	258	No
25	5518	14	16.2	209	Yes
26	5526	13	13.8	231	Yes
27	5521	15	17.1	480	Yes
28	5504	13	13.4	343	No
29	5507	12	11.2	321	Yes
30	5526	13	13.9	254	Yes

Detection Rate: 70.0 %



A D T

### 802.11ac (VHT40)

#### Type 5 Radar Statistical Performances

Trial #	Chirp Center Frequency(MHz)	Test Signal Name	Detection
1	5510	LP_Signal_01	Yes
2	5520	LP_Signal_02	Yes
3	5500	LP_Signal_03	No
4	5496	LP_Signal_04	Yes
5	5506	LP_Signal_05	Yes
6	5506	LP_Signal_06	Yes
7	5519	LP_Signal_07	Yes
8	5510	LP_Signal_08	Yes
9	5504	LP_Signal_09	Yes
10	5504	LP_Signal_10	Yes
11	5513	LP_Signal_11	Yes
12	5506	LP_Signal_12	Yes
13	5513	LP_Signal_13	Yes
14	5508	LP_Signal_14	Yes
15	5516	LP_Signal_15	No
16	5510	LP_Signal_16	Yes
17	5498	LP_Signal_17	Yes
18	5520	LP_Signal_18	Yes
19	5496	LP_Signal_19	Yes
20	5523	LP_Signal_20	Yes
21	5503	LP_Signal_21	Yes
22	5524	LP_Signal_22	Yes
23	5505	LP_Signal_23	Yes
24	5502	LP_Signal_24	Yes
25	5513	LP_Signal_25	No
26	5510	LP_Signal_26	Yes
27	5512	LP_Signal_27	Yes
28	5502	LP_Signal_28	Yes
29	5511	LP_Signal_29	Yes
30	5504	LP_Signal_30	No

Detection Rate: 86.7 %

The Long Pulse Radar pattern shown in Annex B.1





A D T

### 802.11ac (VHT40)

#### Type 6 Radar Statistical Performances

Trial #	Pulses per Burst	Pulse Width(us)	PRI(us)	Detection
1	9	1	333.3	Yes
2	9	1	333.3	Yes
3	9	1	333.3	Yes
4	9	1	333.3	Yes
5	9	1	333.3	Yes
6	9	1	333.3	Yes
7	9	1	333.3	No
8	9	1	333.3	No
9	9	1	333.3	Yes
10	9	1	333.3	Yes
11	9	1	333.3	Yes
12	9	1	333.3	No
13	9	1	333.3	Yes
14	9	1	333.3	Yes
15	9	1	333.3	Yes
16	9	1	333.3	Yes
17	9	1	333.3	Yes
18	9	1	333.3	Yes
19	9	1	333.3	Yes
20	9	1	333.3	Yes
21	9	1	333.3	Yes
22	9	1	333.3	Yes
23	9	1	333.3	Yes
24	9	1	333.3	Yes
25	9	1	333.3	Yes
26	9	1	333.3	Yes
27	9	1	333.3	Yes
28	9	1	333.3	Yes
29	9	1	333.3	Yes
30	9	1	333.3	Yes

Detection Rate: 90.0 %



A D T

**802.11ac (VHT40)**

Type 6 Radar Statistical Performances		
Trial #	Hopping Frequency Sequence Name	Detection
1	HOP_FREQ_SEQ_01	Yes
2	HOP_FREQ_SEQ_02	Yes
3	HOP_FREQ_SEQ_03	Yes
4	HOP_FREQ_SEQ_04	Yes
5	HOP_FREQ_SEQ_05	Yes
6	HOP_FREQ_SEQ_06	Yes
7	HOP_FREQ_SEQ_07	No
8	HOP_FREQ_SEQ_08	No
9	HOP_FREQ_SEQ_09	Yes
10	HOP_FREQ_SEQ_10	Yes
11	HOP_FREQ_SEQ_11	Yes
12	HOP_FREQ_SEQ_12	No
13	HOP_FREQ_SEQ_13	Yes
14	HOP_FREQ_SEQ_14	Yes
15	HOP_FREQ_SEQ_15	Yes
16	HOP_FREQ_SEQ_16	Yes
17	HOP_FREQ_SEQ_17	Yes
18	HOP_FREQ_SEQ_18	Yes
19	HOP_FREQ_SEQ_19	Yes
20	HOP_FREQ_SEQ_20	Yes
21	HOP_FREQ_SEQ_21	Yes
22	HOP_FREQ_SEQ_22	Yes
23	HOP_FREQ_SEQ_23	Yes
24	HOP_FREQ_SEQ_24	Yes
25	HOP_FREQ_SEQ_25	Yes
26	HOP_FREQ_SEQ_26	Yes
27	HOP_FREQ_SEQ_27	Yes
28	HOP_FREQ_SEQ_28	Yes
29	HOP_FREQ_SEQ_29	Yes
30	HOP_FREQ_SEQ_30	Yes

Detection Rate: 90.0 %

The Frequency Hopping Radar pattern shown in Annex B.2



A D T

### 802.11ac (VHT80)

#### Type 1 Radar Statistical Performances

Trial #	Test Center Frequency (MHz)	Pulse Repetition Frequency Number (1 to 23)	Pulse Repetition Frequency (Pulse per seconds)	Pulses per Burst	Pulse Repetition Interval (microseconds)	Detection
1	5530	22	1066	57	938	Yes
2	5540	21	1089	58	918	Yes
3	5560	2	1859	99	538	Yes
4	5520	8	1520	81	658	No
5	5500	15	1253	67	798	Yes
6	5518	10	1433	76	698	Yes
7	5542	12	1355	72	738	Yes
8	5495	9	1475	78	678	Yes
9	5514	7	1567	83	638	Yes
10	5515	14	1285	68	778	Yes
11	5505	17	1193	63	838	Yes
12	5540	11	1393	74	718	Yes
13	5539	18	1166	62	858	Yes
14	5498	23	326.2	18	3066	Yes
15	5498	6	1618	86	618	No
16	5548		436.5	24	2291	Yes
17	5525		554.9	30	1802	Yes
18	5507		625	33	1600	Yes
19	5566		464.3	25	2154	Yes
20	5514		660.5	35	1514	Yes
21	5516		616.5	33	1622	Yes
22	5526		422.7	23	2366	Yes
23	5515		562.1	30	1779	Yes
24	5520		389.6	21	2567	Yes
25	5544		373	20	2681	Yes
26	5556		492.6	26	2030	Yes
27	5553		598.1	32	1672	Yes
28	5527		944.3	50	1059	Yes
29	5544		622.3	33	1607	No
30	5536		434.4	23	2302	Yes

Detection Rate: 90.0 %



A D T

### 802.11ac (VHT80)

#### Type 2 Radar Statistical Performances

Trial #	Test Center Frequency(MHz)	Pulses per Burst	Pulse Width(us)	PRI(us)	Detection
1	5530	25	2.7	190	Yes
2	5540	26	2.8	175	Yes
3	5560	23	1.2	186	Yes
4	5520	26	2.9	165	Yes
5	5500	24	2.1	159	No
6	5539	25	2.7	152	Yes
7	5550	29	4.8	184	No
8	5508	29	4.9	198	Yes
9	5507	23	1.3	205	Yes
10	5552	27	3.4	221	Yes
11	5535	29	4.7	204	Yes
12	5509	26	3	187	Yes
13	5501	28	4.3	153	Yes
14	5524	24	1.6	174	Yes
15	5515	24	2.1	179	Yes
16	5561	27	3.6	229	Yes
17	5519	27	3.6	213	Yes
18	5511	27	3.3	162	Yes
19	5521	29	4.7	206	Yes
20	5516	28	4.2	210	Yes
21	5564	23	1	170	Yes
22	5511	23	1.2	218	No
23	5516	26	3.1	169	Yes
24	5561	24	1.7	227	Yes
25	5523	27	3.3	154	No
26	5508	25	2.2	196	Yes
27	5495	27	3.7	197	Yes
28	5539	24	2	217	Yes
29	5537	23	1.1	202	Yes
30	5525	25	2.3	215	Yes

Detection Rate: 86.7 %



A D T

**802.11ac (VHT80)**

Type 3 Radar Statistical Performances					
Trial #	Test Center Frequency(MHz)	Pulses per Burst	Pulse Width(us)	PRI(us)	Detection
1	5530	17	7.7	264	Yes
2	5540	17	7.8	370	Yes
3	5560	16	6.2	280	No
4	5520	17	7.9	350	Yes
5	5500	16	7.1	322	Yes
6	5513	17	7.7	400	Yes
7	5538	18	9.8	461	Yes
8	5493	18	9.9	313	Yes
9	5520	16	6.3	456	Yes
10	5511	17	8.4	398	Yes
11	5539	18	9.7	474	Yes
12	5514	17	8	466	Yes
13	5559	18	9.3	401	Yes
14	5519	16	6.6	259	Yes
15	5551	16	7.1	451	Yes
16	5556	17	8.6	292	Yes
17	5501	17	8.6	490	Yes
18	5504	17	8.3	462	Yes
19	5516	18	9.7	497	Yes
20	5496	18	9.2	229	No
21	5516	16	6	325	Yes
22	5501	16	6.2	467	No
23	5542	17	8.1	282	No
24	5508	16	6.7	258	Yes
25	5546	17	8.3	209	Yes
26	5535	16	7.2	231	Yes
27	5544	18	8.7	480	No
28	5508	16	7	343	Yes
29	5501	16	6.1	321	Yes
30	5549	16	7.3	254	Yes

Detection Rate: 83.3 %



A D T

### 802.11ac (VHT80)

Type 4 Radar Statistical Performances					
Trial #	Test Center Frequency(MHz)	Pulses per Burst	Pulse Width(us)	PRI(us)	Detection
1	5530	14	14.8	264	Yes
2	5540	14	15.1	370	Yes
3	5560	12	11.5	280	No
4	5520	14	15.3	350	Yes
5	5500	13	13.4	322	Yes
6	5537	14	14.8	400	Yes
7	5539	16	19.5	461	No
8	5494	16	19.7	313	No
9	5525	12	11.8	456	No
10	5519	14	16.3	398	Yes
11	5499	16	19.3	474	Yes
12	5511	14	15.4	466	Yes
13	5563	16	18.4	401	Yes
14	5555	12	12.3	259	Yes
15	5497	13	13.5	451	Yes
16	5540	15	16.9	292	Yes
17	5544	15	16.8	490	Yes
18	5521	14	16.2	462	Yes
19	5513	16	19.3	497	Yes
20	5548	15	18.2	229	Yes
21	5509	12	11.1	325	No
22	5528	12	11.5	467	Yes
23	5501	14	15.6	282	No
24	5521	12	12.6	258	Yes
25	5514	14	16.2	209	Yes
26	5544	13	13.8	231	Yes
27	5522	15	17.1	480	Yes
28	5555	13	13.4	343	Yes
29	5549	12	11.2	321	Yes
30	5538	13	13.9	254	Yes

Detection Rate: 80.0 %



A D T

### 802.11ac (VHT80)

Type 5 Radar Statistical Performances			
Trial #	Chirp Center Frequency(MHz)	Test Signal Name	Detection
1	5530	LP_Signal_01	Yes
2	5540	LP_Signal_02	Yes
3	5560	LP_Signal_03	No
4	5520	LP_Signal_04	Yes
5	5500	LP_Signal_05	Yes
6	5552	LP_Signal_06	Yes
7	5558	LP_Signal_07	Yes
8	5548	LP_Signal_08	Yes
9	5499	LP_Signal_09	Yes
10	5507	LP_Signal_10	No
11	5558	LP_Signal_11	Yes
12	5525	LP_Signal_12	Yes
13	5547	LP_Signal_13	No
14	5513	LP_Signal_14	Yes
15	5552	LP_Signal_15	Yes
16	5552	LP_Signal_16	Yes
17	5512	LP_Signal_17	Yes
18	5521	LP_Signal_18	Yes
19	5520	LP_Signal_19	Yes
20	5502	LP_Signal_20	Yes
21	5512	LP_Signal_21	Yes
22	5504	LP_Signal_22	Yes
23	5531	LP_Signal_23	No
24	5539	LP_Signal_24	Yes
25	5550	LP_Signal_25	Yes
26	5532	LP_Signal_26	Yes
27	5529	LP_Signal_27	Yes
28	5505	LP_Signal_28	No
29	5527	LP_Signal_29	Yes
30	5526	LP_Signal_30	Yes

Detection Rate: 83.3 %

The Long Pulse Radar pattern shown in Annex B.1



A D T

**802.11ac (VHT80)**

**Type 6 Radar Statistical Performances**

Trial #	Pulses per Burst	Pulse Width(us)	PRI(us)	Detection
1	9	1	333.3	Yes
2	9	1	333.3	Yes
3	9	1	333.3	No
4	9	1	333.3	Yes
5	9	1	333.3	Yes
6	9	1	333.3	Yes
7	9	1	333.3	Yes
8	9	1	333.3	Yes
9	9	1	333.3	Yes
10	9	1	333.3	No
11	9	1	333.3	Yes
12	9	1	333.3	Yes
13	9	1	333.3	Yes
14	9	1	333.3	Yes
15	9	1	333.3	Yes
16	9	1	333.3	Yes
17	9	1	333.3	Yes
18	9	1	333.3	Yes
19	9	1	333.3	Yes
20	9	1	333.3	Yes
21	9	1	333.3	Yes
22	9	1	333.3	Yes
23	9	1	333.3	Yes
24	9	1	333.3	Yes
25	9	1	333.3	Yes
26	9	1	333.3	Yes
27	9	1	333.3	Yes
28	9	1	333.3	Yes
29	9	1	333.3	No
30	9	1	333.3	Yes

Detection Rate: 90.0 %





A D T

**802.11ac (VHT80)**

**Type 6 Radar Statistical Performances**

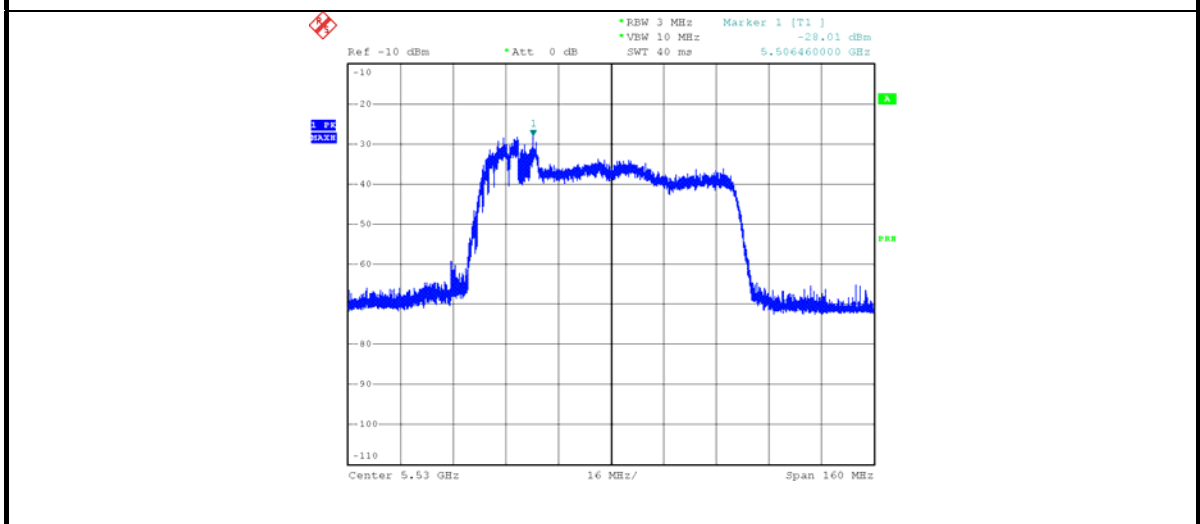
Trial #	Hopping Frequency Sequence Name	Detection
1	HOP_FREQ_SEQ_01	Yes
2	HOP_FREQ_SEQ_02	Yes
3	HOP_FREQ_SEQ_03	No
4	HOP_FREQ_SEQ_04	Yes
5	HOP_FREQ_SEQ_05	Yes
6	HOP_FREQ_SEQ_06	Yes
7	HOP_FREQ_SEQ_07	Yes
8	HOP_FREQ_SEQ_08	Yes
9	HOP_FREQ_SEQ_09	Yes
10	HOP_FREQ_SEQ_10	No
11	HOP_FREQ_SEQ_11	Yes
12	HOP_FREQ_SEQ_12	Yes
13	HOP_FREQ_SEQ_13	Yes
14	HOP_FREQ_SEQ_14	Yes
15	HOP_FREQ_SEQ_15	Yes
16	HOP_FREQ_SEQ_16	Yes
17	HOP_FREQ_SEQ_17	Yes
18	HOP_FREQ_SEQ_18	Yes
19	HOP_FREQ_SEQ_19	Yes
20	HOP_FREQ_SEQ_20	Yes
21	HOP_FREQ_SEQ_21	Yes
22	HOP_FREQ_SEQ_22	Yes
23	HOP_FREQ_SEQ_23	Yes
24	HOP_FREQ_SEQ_24	Yes
25	HOP_FREQ_SEQ_25	Yes
26	HOP_FREQ_SEQ_26	Yes
27	HOP_FREQ_SEQ_27	Yes
28	HOP_FREQ_SEQ_28	Yes
29	HOP_FREQ_SEQ_29	No
30	HOP_FREQ_SEQ_30	Yes

Detection Rate: 90.0 %

The Frequency Hopping Radar pattern shown in Annex B.2

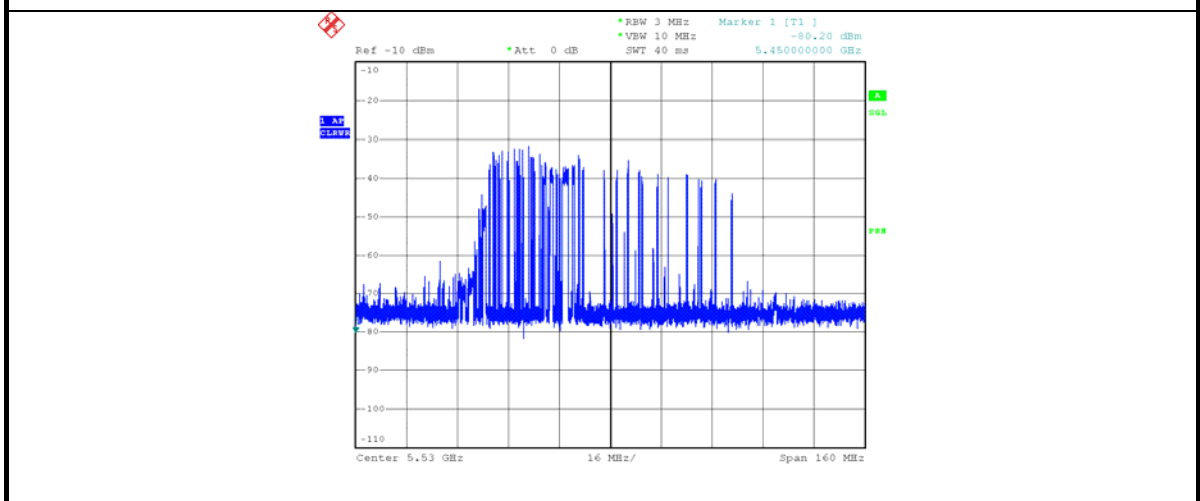
### 6.2.1.4 NON- OCCUPANCY PERIOD

1) Test results demonstrating an associated client link is established with the master on a test frequency.



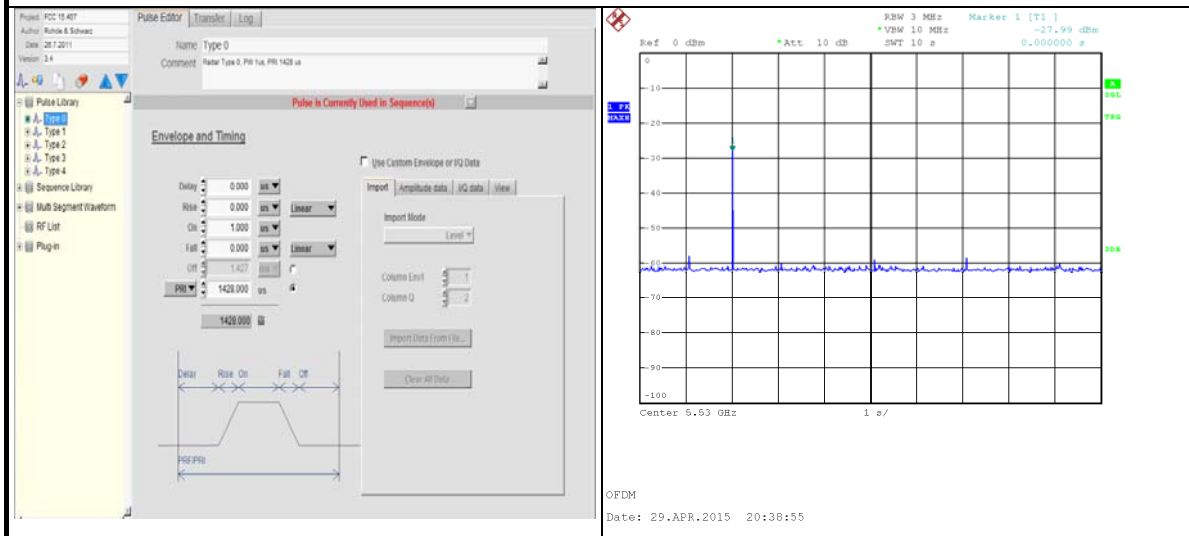
EUT (Client) links with Master on 5530MHz

2) The DFS-certified master and client device are associated, and system testing will be performed with channel-loading for a non-occupancy period test.



Client performed with channel-loading via master.

3). The device transmits one type of radar as specified in the DFS Order.



Radar 0 is used to test during DFS testing.

4) The test frequency has been monitored to ensure no transmission of any type has occurred for 30 minutes;

Note: If the client moves with the master, the device is considered compliant if nothing appears in the client non-occupancy period test. For devices that shut down (rather than moving channels), no beacons should appear;

5) An analyzer plot that contains a single 30-minute sweep on the original test frequency.

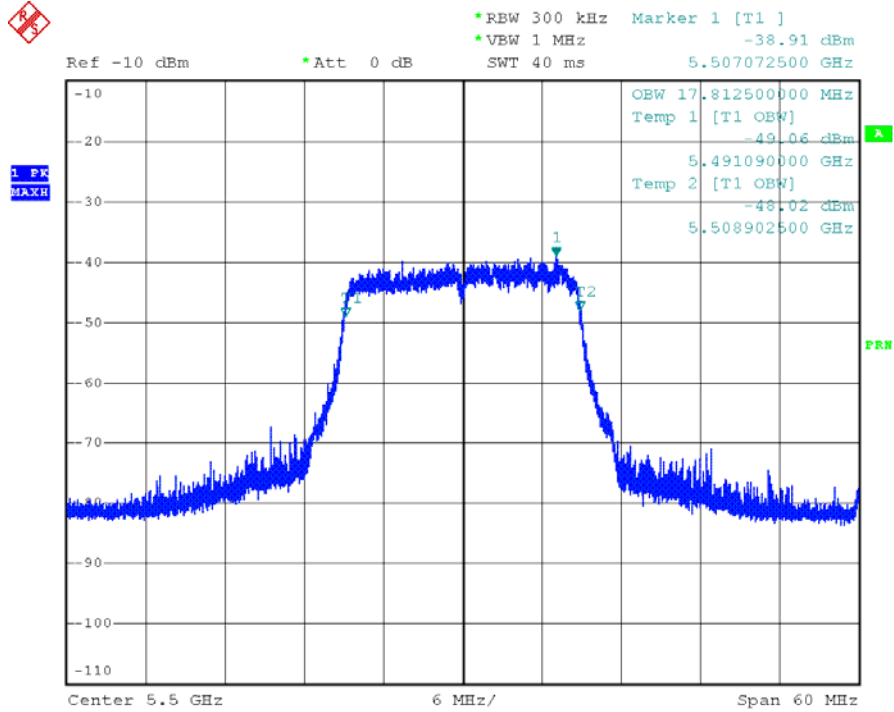




A D T

### 6.2.1.6 U-NII DETECTION BANDWIDTH

#### 802.11ac (VHT20)



U-NII 99% Channel bandwidth



A D T

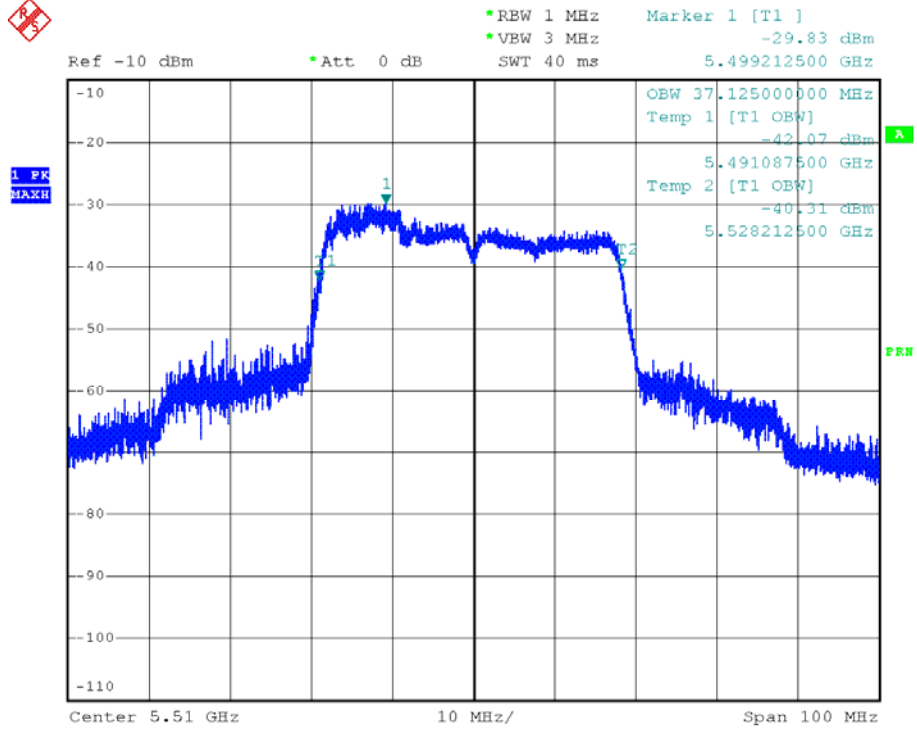
**802.11ac (VHT20)**

Detection Bandwidth Test											
EUT Frequency: 5.500GHz											
EUT 99% Power bandwidth: 17.8125MHz											
Detection bandwidth limit (100% of EUT 99% Power bandwidth): 17.8125MHz											
Detection Bandwidth (FH - FL): 18.00MHz											
Test Result : PASS											
Radar Frequency (Hz)	Trial Number / Detection										Detection Rate (%)
	1	2	3	4	5	6	7	8	9	10	
5.490G	No	No	No	No	No	No	No	No	No	No	0
5.491G(FL)	Yes	Yes	Yes	Yes	Yes	Yes	Yes	No	Yes	Yes	90
5.492G	Yes	Yes	Yes	Yes	Yes	Yes	Yes	Yes	Yes	Yes	100
5.493G	Yes	Yes	Yes	Yes	Yes	Yes	Yes	Yes	Yes	Yes	100
5.494G	Yes	Yes	Yes	Yes	Yes	Yes	Yes	Yes	Yes	Yes	100
5.495G	Yes	Yes	Yes	Yes	Yes	Yes	Yes	Yes	Yes	Yes	100
5.496G	Yes	Yes	Yes	Yes	Yes	Yes	Yes	Yes	Yes	Yes	100
5.497G	Yes	Yes	Yes	Yes	Yes	Yes	Yes	Yes	Yes	Yes	100
5.498G	Yes	Yes	Yes	Yes	Yes	Yes	Yes	Yes	Yes	Yes	100
5.499G	Yes	Yes	Yes	Yes	Yes	Yes	Yes	Yes	Yes	Yes	100
5.500G	Yes	Yes	Yes	Yes	Yes	Yes	Yes	Yes	Yes	Yes	100
5.501G	Yes	Yes	Yes	Yes	Yes	Yes	Yes	Yes	Yes	Yes	100
5.502G	Yes	Yes	Yes	Yes	Yes	Yes	Yes	Yes	Yes	Yes	100
5.503G	Yes	Yes	Yes	Yes	Yes	Yes	Yes	Yes	Yes	Yes	100
5.504G	Yes	Yes	Yes	Yes	Yes	Yes	Yes	Yes	Yes	Yes	100
5.505G	Yes	Yes	Yes	Yes	Yes	Yes	Yes	Yes	Yes	Yes	100
5.506G	Yes	Yes	Yes	Yes	Yes	Yes	Yes	Yes	Yes	Yes	100
5.507G	No	Yes	Yes	Yes	Yes	Yes	Yes	Yes	Yes	Yes	90
5.508G	Yes	Yes	Yes	Yes	Yes	Yes	Yes	Yes	Yes	Yes	100
5.509G(FH)	Yes	Yes	Yes	Yes	Yes	Yes	No	Yes	Yes	Yes	90
5.510G	No	No	No	No	No	No	No	No	No	No	0



A D T

### 802.11ac (VHT40)



U-NII 99% Channel bandwidth



A D T

**802.11ac (VHT40)**

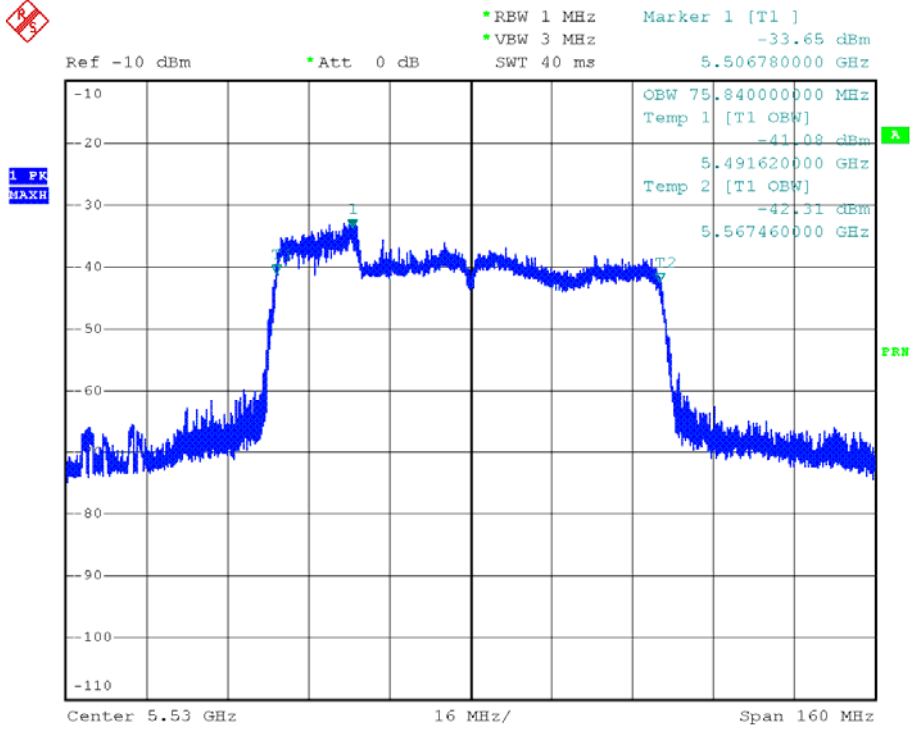
Detection Bandwidth Test  
 EUT Frequency: 5.510GHz  
 EUT 99% Power bandwidth: 37.125MHz  
 Detection bandwidth limit (100% of EUT 99% Power bandwidth): 37.125MHz  
 Detection Bandwidth (FH - FL): 38MHz  
 Test Result : PASS

Radar Frequency (Hz)	Trial Number / Detection										Detection Rate (%)
	1	2	3	4	5	6	7	8	9	10	
5.490G	No	No	No	No	No	No	No	No	No	No	0
5.491G(FL)	Yes	Yes	Yes	Yes	Yes	Yes	Yes	Yes	Yes	Yes	100
5.492G	Yes	Yes	Yes	Yes	Yes	Yes	Yes	Yes	Yes	Yes	100
5.493G	Yes	Yes	Yes	Yes	Yes	Yes	Yes	Yes	Yes	Yes	100
5.494G	Yes	Yes	Yes	Yes	Yes	Yes	Yes	Yes	Yes	Yes	100
5.495G	Yes	Yes	Yes	Yes	Yes	Yes	Yes	Yes	Yes	Yes	100
5.496G	Yes	Yes	Yes	Yes	Yes	Yes	Yes	Yes	Yes	Yes	100
5.497G	Yes	Yes	Yes	Yes	Yes	Yes	Yes	Yes	Yes	Yes	100
5.498G	Yes	Yes	Yes	Yes	Yes	Yes	Yes	Yes	Yes	Yes	100
5.499G	Yes	Yes	Yes	Yes	Yes	Yes	Yes	Yes	Yes	Yes	100
5.500G	Yes	Yes	Yes	Yes	Yes	Yes	Yes	Yes	Yes	Yes	100
5.501G	Yes	Yes	Yes	Yes	Yes	Yes	Yes	Yes	Yes	Yes	100
5.502G	Yes	Yes	Yes	Yes	Yes	Yes	Yes	Yes	Yes	Yes	100
5.503G	Yes	Yes	Yes	Yes	Yes	Yes	Yes	Yes	Yes	Yes	100
5.504G	Yes	Yes	Yes	Yes	Yes	Yes	Yes	Yes	Yes	Yes	100
5.505G	Yes	Yes	Yes	Yes	Yes	Yes	Yes	Yes	Yes	Yes	100
5.506G	Yes	Yes	Yes	Yes	Yes	Yes	Yes	Yes	Yes	Yes	100
5.507G	Yes	Yes	Yes	Yes	Yes	Yes	Yes	Yes	Yes	Yes	100
5.508G	Yes	Yes	Yes	Yes	Yes	Yes	Yes	Yes	Yes	Yes	100
5.509G	Yes	Yes	Yes	Yes	Yes	Yes	Yes	Yes	Yes	Yes	100
5.510G	Yes	Yes	Yes	Yes	Yes	Yes	Yes	Yes	Yes	Yes	100
5.511G	Yes	Yes	Yes	Yes	Yes	Yes	Yes	Yes	Yes	Yes	100
5.512G	Yes	Yes	Yes	Yes	Yes	Yes	Yes	Yes	Yes	Yes	100
5.513G	Yes	Yes	Yes	Yes	Yes	Yes	Yes	Yes	Yes	Yes	100
5.514G	Yes	Yes	Yes	Yes	Yes	Yes	Yes	Yes	Yes	Yes	100
5.515G	Yes	Yes	Yes	Yes	Yes	Yes	Yes	Yes	Yes	Yes	100
5.516G	Yes	Yes	Yes	Yes	Yes	Yes	Yes	Yes	Yes	Yes	100
5.517G	Yes	Yes	Yes	Yes	Yes	Yes	Yes	Yes	Yes	Yes	100
5.518G	Yes	Yes	Yes	Yes	Yes	Yes	Yes	Yes	Yes	Yes	100
5.519G	Yes	Yes	Yes	Yes	Yes	Yes	Yes	Yes	Yes	Yes	100
5.520G	Yes	Yes	Yes	Yes	Yes	Yes	Yes	Yes	Yes	Yes	100
5.521G	Yes	Yes	Yes	Yes	Yes	Yes	Yes	Yes	Yes	Yes	100
5.522G	Yes	Yes	Yes	Yes	Yes	Yes	Yes	Yes	Yes	Yes	100
5.523G	Yes	Yes	Yes	Yes	Yes	Yes	Yes	Yes	Yes	Yes	100
5.524G	Yes	Yes	Yes	Yes	Yes	Yes	Yes	Yes	Yes	Yes	100
5.525G	No	Yes	Yes	Yes	Yes	Yes	Yes	Yes	Yes	Yes	90
5.526G	Yes	Yes	Yes	Yes	Yes	Yes	Yes	Yes	Yes	Yes	100
5.527G	Yes	Yes	Yes	Yes	Yes	Yes	Yes	Yes	Yes	Yes	100
5.528G	Yes	Yes	No	Yes	Yes	Yes	Yes	Yes	Yes	Yes	90
5.529G(FH)	Yes	Yes	Yes	No	Yes	Yes	Yes	Yes	Yes	Yes	90
5.530G	No	No	No	No	No	No	No	No	No	No	0



A D T

### 802.11ac (VHT80)



U-NII 99% Channel bandwidth





A D T

**802.11ac (VHT80)**

Detection Bandwidth Test											
EUT Frequency: 5.530GHz											
EUT 99% Power bandwidth: 75.84MHz											
Detection bandwidth limit (100% of EUT 99% Power bandwidth): 75.84MHz											
Detection Bandwidth (FH - FL): 76MHz											
Test Result : PASS											
Radar Frequency (Hz)	Trial Number / Detection										Detection Rate (%)
	1	2	3	4	5	6	7	8	9	10	
5.490G	No	No	No	No	No	No	No	No	No	No	0
5.491G	No	No	No	No	No	No	No	No	No	No	0
5.492G (FL)	Yes	Yes	Yes	Yes	Yes	No	Yes	Yes	Yes	Yes	90
5.493G	Yes	Yes	Yes	Yes	Yes	Yes	Yes	Yes	Yes	Yes	100
5.494G	Yes	Yes	Yes	Yes	Yes	Yes	Yes	Yes	Yes	Yes	100
5.495G	Yes	Yes	Yes	Yes	Yes	Yes	Yes	Yes	Yes	Yes	100
5.496G	Yes	Yes	Yes	Yes	Yes	Yes	Yes	Yes	Yes	Yes	100
5.497G	Yes	Yes	Yes	Yes	Yes	Yes	Yes	Yes	Yes	Yes	100
5.498G	Yes	Yes	Yes	Yes	Yes	Yes	Yes	Yes	Yes	Yes	100
5.499G	Yes	Yes	Yes	Yes	Yes	Yes	Yes	Yes	Yes	Yes	100
5.500G	Yes	Yes	Yes	Yes	Yes	Yes	Yes	Yes	Yes	Yes	100
5.501G	Yes	Yes	Yes	Yes	Yes	Yes	Yes	Yes	Yes	Yes	100
5.502G	Yes	Yes	Yes	Yes	Yes	Yes	Yes	Yes	Yes	Yes	100
5.503G	Yes	Yes	Yes	Yes	Yes	Yes	Yes	Yes	Yes	Yes	100
5.504G	Yes	Yes	Yes	Yes	Yes	Yes	Yes	Yes	Yes	Yes	100
5.505G	Yes	Yes	Yes	Yes	Yes	Yes	Yes	Yes	Yes	Yes	100
5.506G	Yes	Yes	Yes	Yes	Yes	Yes	Yes	Yes	Yes	Yes	100
5.507G	Yes	Yes	Yes	Yes	Yes	Yes	Yes	Yes	Yes	Yes	100
5.508G	Yes	Yes	Yes	Yes	Yes	Yes	Yes	Yes	Yes	Yes	100
5.509G	Yes	Yes	Yes	Yes	Yes	Yes	Yes	Yes	Yes	Yes	100
5.510G	Yes	Yes	Yes	Yes	Yes	Yes	Yes	Yes	Yes	Yes	100
5.511G	Yes	Yes	Yes	Yes	Yes	Yes	Yes	Yes	Yes	Yes	100
5.512G	Yes	Yes	Yes	Yes	Yes	Yes	Yes	Yes	Yes	Yes	100
5.513G	Yes	Yes	Yes	Yes	Yes	Yes	Yes	Yes	Yes	Yes	100
5.514G	Yes	Yes	Yes	Yes	Yes	Yes	Yes	Yes	Yes	Yes	100
5.515G	Yes	Yes	Yes	Yes	Yes	Yes	Yes	Yes	Yes	Yes	100
5.516G	Yes	Yes	Yes	Yes	Yes	Yes	Yes	Yes	Yes	Yes	100
5.517G	Yes	Yes	Yes	Yes	Yes	Yes	Yes	Yes	Yes	Yes	100
5.518G	Yes	Yes	Yes	Yes	Yes	Yes	Yes	Yes	Yes	Yes	100
5.519G	Yes	Yes	Yes	Yes	Yes	Yes	Yes	Yes	Yes	Yes	100
5.520G	Yes	Yes	Yes	Yes	Yes	Yes	Yes	Yes	Yes	Yes	100
5.521G	Yes	Yes	Yes	Yes	Yes	Yes	Yes	Yes	Yes	Yes	100
5.522G	Yes	Yes	Yes	Yes	Yes	Yes	Yes	Yes	Yes	Yes	100
5.523G	Yes	Yes	Yes	Yes	Yes	Yes	Yes	Yes	Yes	Yes	100
5.524G	Yes	Yes	Yes	Yes	Yes	Yes	Yes	Yes	Yes	Yes	100
5.525G	Yes	Yes	Yes	Yes	Yes	Yes	Yes	Yes	Yes	Yes	100
5.526G	Yes	Yes	Yes	Yes	Yes	Yes	Yes	Yes	Yes	Yes	100
5.527G	Yes	Yes	Yes	Yes	Yes	Yes	Yes	Yes	Yes	Yes	100
5.528G	Yes	Yes	Yes	Yes	Yes	Yes	Yes	Yes	Yes	Yes	100
5.529G	Yes	Yes	Yes	Yes	Yes	Yes	Yes	Yes	Yes	Yes	100
5.530G	Yes	Yes	Yes	Yes	Yes	Yes	Yes	Yes	Yes	Yes	100
5.531G	Yes	Yes	Yes	Yes	Yes	Yes	Yes	Yes	Yes	Yes	100



A D T

5.532G	Yes	Yes	Yes	Yes	Yes	Yes	Yes	Yes	Yes	Yes	100
5.533G	Yes	Yes	Yes	Yes	Yes	Yes	Yes	Yes	Yes	Yes	100
5.534G	Yes	Yes	Yes	Yes	Yes	Yes	Yes	Yes	Yes	Yes	100
5.535G	Yes	Yes	Yes	Yes	Yes	Yes	Yes	Yes	Yes	Yes	100
5.536G	Yes	Yes	Yes	Yes	Yes	Yes	Yes	Yes	Yes	Yes	100
5.537G	Yes	Yes	Yes	Yes	Yes	Yes	Yes	Yes	Yes	Yes	100
5.538G	Yes	Yes	Yes	Yes	Yes	Yes	Yes	Yes	Yes	Yes	100
5.539G	Yes	Yes	Yes	Yes	Yes	Yes	Yes	Yes	Yes	Yes	100
5.540G	Yes	Yes	Yes	Yes	Yes	Yes	Yes	Yes	Yes	Yes	100
5.541G	Yes	Yes	Yes	Yes	Yes	Yes	Yes	Yes	Yes	Yes	100
5.542G	Yes	Yes	Yes	Yes	Yes	Yes	Yes	Yes	Yes	Yes	100
5.543G	Yes	Yes	Yes	Yes	Yes	Yes	Yes	Yes	Yes	Yes	100
5.544G	Yes	Yes	Yes	Yes	Yes	Yes	Yes	Yes	Yes	Yes	100
5.545G	Yes	Yes	Yes	Yes	Yes	Yes	Yes	Yes	Yes	Yes	100
5.546G	Yes	Yes	Yes	Yes	Yes	Yes	Yes	Yes	Yes	Yes	100
5.547G	Yes	Yes	Yes	Yes	Yes	Yes	Yes	Yes	Yes	Yes	100
5.548G	Yes	Yes	Yes	Yes	Yes	Yes	Yes	Yes	Yes	Yes	100
5.549G	Yes	Yes	Yes	Yes	Yes	Yes	Yes	Yes	Yes	Yes	100
5.550G	Yes	Yes	Yes	Yes	Yes	Yes	Yes	Yes	Yes	Yes	100
5.551G	Yes	Yes	Yes	Yes	Yes	Yes	Yes	Yes	Yes	Yes	100
5.552G	Yes	Yes	Yes	Yes	Yes	Yes	Yes	Yes	Yes	Yes	100
5.553G	Yes	Yes	Yes	Yes	Yes	Yes	Yes	Yes	Yes	Yes	100
5.554G	Yes	Yes	Yes	Yes	Yes	Yes	Yes	Yes	Yes	Yes	100
5.555G	Yes	Yes	Yes	Yes	Yes	Yes	Yes	Yes	Yes	Yes	100
5.556G	Yes	Yes	Yes	Yes	Yes	Yes	Yes	Yes	Yes	Yes	100
5.557G	Yes	Yes	Yes	Yes	Yes	Yes	Yes	Yes	Yes	Yes	100
5.558G	Yes	Yes	Yes	Yes	Yes	Yes	Yes	Yes	Yes	Yes	100
5.559G	Yes	Yes	Yes	Yes	Yes	Yes	Yes	Yes	Yes	Yes	100
5.560G	Yes	Yes	Yes	Yes	Yes	Yes	Yes	Yes	Yes	Yes	100
5.561G	Yes	Yes	Yes	Yes	Yes	Yes	Yes	Yes	Yes	Yes	100
5.562G	Yes	Yes	Yes	Yes	Yes	Yes	Yes	Yes	Yes	Yes	100
5.563G	Yes	Yes	Yes	Yes	Yes	Yes	Yes	Yes	Yes	Yes	100
5.564G	Yes	Yes	Yes	Yes	Yes	Yes	Yes	Yes	Yes	Yes	100
5.565G	Yes	Yes	Yes	Yes	Yes	Yes	Yes	Yes	Yes	Yes	100
5.566G	Yes	Yes	Yes	Yes	Yes	Yes	Yes	Yes	Yes	Yes	100
5.567G	Yes	Yes	Yes	Yes	Yes	Yes	Yes	Yes	Yes	Yes	100
5.568G (FH)	Yes	Yes	Yes	Yes	Yes	Yes	Yes	Yes	Yes	Yes	100
5.569G	No	No	No	No	No	No	No	No	No	No	0
5.570G	No	No	No	No	No	No	No	No	No	No	0



A D T

#### 6.2.1.7 NON-CO-CHANNEL TEST

The UUT was investigated after radar was detected the channel and made sure no co-channel operation with radars.



## 7. INFORMATION ON THE TESTING LABORATORIES

We, Bureau Veritas Consumer Products Services (H.K.) Ltd., Taoyuan Branch, were founded in 1988 to provide our best service in EMC, Radio, Telecom and Safety consultation. Our laboratories are accredited and approved according to ISO/IEC 17025:

If you have any comments, please feel free to contact us at the following:

**Linko EMC/RF Lab:**

Tel: 886-2-26052180

Fax: 886-2-26052943

**Hsin Chu EMC/RF/Telecom Lab:**

Tel: 886-3-5935343

Fax: 886-3-5935342

**Hwa Ya EMC/RF/Safety Lab:**

Tel: 886-3-3183232

Fax: 886-3-3270892

**Email:** [service.adt@tw.bureauveritas.com](mailto:service.adt@tw.bureauveritas.com)

**Web Site:** [www.bureauveritas-adt.com](http://www.bureauveritas-adt.com)

The address and road map of all our labs can be found in our web site also.



A D T

## 8. APPENDIX A - MODIFICATIONS RECORDERS FOR ENGINEERING CHANGES TO THE EUT BY THE LAB

Modifications or adding components during the test

No any modifications are made to the EUT by the lab during the test.



### 9. APPENDIX-B

#### RADAR TEST SIGNAL

##### B.1 The Long Pulse Radar Pattern

Long Pulse Radar Test Signal						
Test Signal Name: LP_Signal_01						
Number of Bursts in Trial: 13						
Burst	Pulses per Burst	Chrip (MHz)	Pulse Width(us)	PRI-1 (us)	PRI-2 (us)	PRI-3 (us)
1	2	11	71.4	1802	1484	-
2	2	12	72.9	1618	1750	-
3	1	5	52.9	1654	-	-
4	2	12	74	1742	1659	-
5	1	9	63.4	1097	-	-
6	2	11	71.2	1072	1940	-
7	3	20	97	1824	1300	1658
8	3	20	97.9	1279	1115	1411
9	1	6	54.5	1974	-	-
10	2	14	79.6	1304	1378	-
11	3	19	96.2	1471	1233	1921
12	2	12	74.7	1177	1638	-
13	3	18	91	1668	1763	1077
14						
15						
16						
17						
18						
19						
20						



A D T

Long Pulse Radar Test Signal

Test Signal Name: LP\_Signal\_02

Number of Bursts in Trial: 13

Burst	Pulses per Burst	Chrip (MHz)	Pulse Width(us)	PRI-1 (us)	PRI-2 (us)	PRI-3 (us)
1	1	7	57.6	1988	-	-
2	1	9	64.1	1013	-	-
3	2	15	82.6	1611	1070	-
4	2	15	82.3	1991	1683	-
5	2	14	78.8	1702	1478	-
6	3	19	96.1	1813	1847	1995
7	3	17	90	1749	1346	1133
8	1	5	50.6	1710	-	-
9	1	5	52.8	1195	-	-
10	2	13	75.6	1861	1244	-
11	1	7	58.8	1218	-	-
12	2	14	79.1	1544	1775	-
13	1	10	65.7	1186	-	-
14						
15						
16						
17						
18						
19						
20						



A D T

Long Pulse Radar Test Signal

Test Signal Name: LP\_Signal\_03

Number of Bursts in Trial: 8

Burst	Pulses per Burst	Chrip (MHz)	Pulse Width(us)	PRI-1 (us)	PRI-2 (us)	PRI-3 (us)
1	3	15	83.6	1369	1139	1441
2	1	9	63.2	1909	-	-
3	1	5	51.6	1664	-	-
4	1	10	66.5	1883	-	-
5	2	13	75.5	1560	1335	-
6	3	18	91.2	1144	1617	1582
7	3	19	95.9	1111	1312	1329
8	1	8	60.7	1754	-	-
9						
10						
11						
12						
13						
14						
15						
16						
17						
18						
19						
20						





A D T

Long Pulse Radar Test Signal

Test Signal Name: LP\_Signal\_04

Number of Bursts in Trial: 14

Burst	Pulses per Burst	Chrip (MHz)	Pulse Width(us)	PRI-1 (us)	PRI-2 (us)	PRI-3 (us)
1	3	17	89.3	1564	1977	1832
2	1	7	57.6	1639	-	-
3	2	12	74.3	1600	1127	-
4	2	13	75.7	1631	1125	-
5	3	19	94.3	1353	1464	1984
6	1	6	53.3	1030	-	-
7	2	11	70.7	1677	1798	-
8	1	8	60.8	1836	-	-
9	1	9	63.4	1053	-	-
10	1	9	64.6	1899	-	-
11	2	15	82.6	1725	1082	-
12	3	16	86	1272	1821	1171
13	2	11	69.9	1833	1765	-
14	2	14	79.9	1102	1385	-
15						
16						
17						
18						
19						
20						



A D T

Long Pulse Radar Test Signal

Test Signal Name: LP\_Signal\_05

Number of Bursts in Trial: 11

Burst	Pulses per Burst	Chrip (MHz)	Pulse Width(us)	PRI-1 (us)	PRI-2 (us)	PRI-3 (us)
1	1	5	51.3	1017	-	-
2	2	11	70.5	1275	1651	-
3	2	12	72.8	1868	1107	-
4	3	17	88.8	1682	1496	1714
5	1	7	58	1389	-	-
6	1	10	66.1	1588	-	-
7	3	20	99.9	1242	1577	1063
8	2	10	68.6	1035	1311	-
9	3	20	97.3	1672	1578	1203
10	3	19	94.1	1660	1348	1783
11	3	19	94.9	1278	1058	1859
12						
13						
14						
15						
16						
17						
18						
19						
20						



A D T

Long Pulse Radar Test Signal

Test Signal Name: LP\_Signal\_06

Number of Bursts in Trial: 20

Burst	Pulses per Burst	Chrip (MHz)	Pulse Width(us)	PRI-1 (us)	PRI-2 (us)	PRI-3 (us)
1	3	20	97.8	1376	1735	1705
2	3	17	87.6	1264	1721	1020
3	3	15	83.7	1715	1246	1361
4	3	19	96.3	1078	1815	1116
5	3	17	88.1	1176	1997	1302
6	1	6	54.1	1375	-	-
7	1	6	54.9	1168	-	-
8	2	14	78.9	1467	1657	-
9	2	14	80.3	1148	1568	-
10	2	10	68.3	1963	1402	-
11	1	7	56.4	1848	-	-
12	1	7	58.2	1630	-	-
13	1	7	56.5	1105	-	-
14						
15						
16						
17						
18						
19						
20						



A D T

Long Pulse Radar Test Signal

Test Signal Name: LP\_Signal\_07

Number of Bursts in Trial: 20

Burst	Pulses per Burst	Chrip (MHz)	Pulse Width(us)	PRI-1 (us)	PRI-2 (us)	PRI-3 (us)
1	3	16	84.6	1756	1857	1741
2	3	18	92.7	1470	1236	1262
3	2	11	69.2	1733	1200	-
4	3	17	89.8	1793	1703	1923
5	3	17	89.4	1880	1676	1486
6	1	8	61	1462	-	-
7	2	13	76.2	1280	1918	-
8	3	18	93.1	1299	1661	1110
9	3	19	95.8	1846	1011	1964
10	1	6	53.6	1810	-	-
11	1	8	61.9	1435	-	-
12	2	14	81.1	1744	1864	-
13	3	18	93.7	1875	1392	1212
14	3	16	86.8	1644	1622	1863
15	2	15	83.2	1445	1797	-
16	2	14	79.7	1764	1674	-
17	1	8	60.8	1500	-	-
18	2	11	70.7	1901	1033	-
19	1	8	60.4	1751	-	-
20	2	14	80.2	1626	1730	-



A D T

Long Pulse Radar Test Signal

Test Signal Name: LP\_Signal\_08

Number of Bursts in Trial: 20

Burst	Pulses per Burst	Chrip (MHz)	Pulse Width(us)	PRI-1 (us)	PRI-2 (us)	PRI-3 (us)
1	2	14	80.9	1545	1603	-
2	3	19	96.5	1189	1449	1225
3	1	10	65.8	1925	-	-
4	3	16	87	1018	1049	1841
5	1	9	64.6	1048	-	-
6	2	13	75.3	1429	1368	-
7	1	8	60.4	1156	-	-
8	2	13	77.7	1681	1307	-
9	1	7	57.1	1625	-	-
10	3	17	89.7	1355	1088	1374
11	1	8	61.6	1537	-	-
12	3	19	94.9	1989	1865	1947
13	1	8	62.2	1234	-	-
14	1	10	66.2	1931	-	-
15	1	6	54.2	1062	-	-
16	1	9	65.4	1014	-	-
17	3	19	96.9	1572	1489	1042
18	1	8	60	1576	-	-
19	2	14	79.2	1757	1993	-
20	3	16	86.2	1237	1607	1060



A D T

Long Pulse Radar Test Signal

Test Signal Name: LP\_Signal\_09

Number of Bursts in Trial: 10

Burst	Pulses per Burst	Chrip (MHz)	Pulse Width(us)	PRI-1 (us)	PRI-2 (us)	PRI-3 (us)
1	2	10	67.9	1522	1835	-
2	1	5	51.7	1472	-	-
3	1	5	51.9	1917	-	-
4	3	15	83.9	1130	1323	1518
5	2	11	71.8	1284	1515	-
6	1	9	65.1	1068	-	-
7	3	19	94.4	1173	1019	1934
8	2	10	67.4	1624	1866	-
9	2	11	71.8	1209	1288	-
10	2	10	68.1	1963	1468	-
11						
12						
13						
14						
15						
16						
17						
18						
19						
20						



A D T

Long Pulse Radar Test Signal

Test Signal Name: LP\_Signal\_10

Number of Bursts in Trial: 15

Burst	Pulses per Burst	Chrip (MHz)	Pulse Width(us)	PRI-1 (us)	PRI-2 (us)	PRI-3 (us)
1	3	20	99.2	1814	1640	1794
2	2	11	69.4	1316	1641	-
3	3	20	97.7	1675	1548	1344
4	3	19	96.1	1075	1407	1413
5	2	13	78.1	1728	1052	-
6	2	13	75.7	1492	1162	-
7	3	17	88.1	1205	1529	1508
8	2	13	76.9	1584	1558	-
9	2	15	82.3	1616	1438	-
10	2	13	75.2	1074	1680	-
11	1	9	64	1566	-	-
12	1	5	50.5	1085	-	-
13	3	20	98.6	1123	1090	1509
14	3	16	85.9	1719	1845	1949
15	1	6	56.1	1726	-	-
16						
17						
18						
19						
20						



A D T

Long Pulse Radar Test Signal

Test Signal Name: LP\_Signal\_11

Number of Bursts in Trial: 19

Burst	Pulses per Burst	Chrip (MHz)	Pulse Width(us)	PRI-1 (us)	PRI-2 (us)	PRI-3 (us)
1	3	18	92.1	1098	1308	1459
2	2	10	67	1927	1877	-
3	2	11	68.8	1126	1468	-
4	2	13	77.5	1609	1286	-
5	2	15	82.5	1091	1083	-
6	2	10	67.8	1163	1523	-
7	2	15	82.9	1650	1843	-
8	1	5	50.8	1643	-	-
9	3	18	91.5	1405	1469	1739
10	2	12	74.2	1933	1366	-
11	1	8	62.3	1352	-	-
12	2	14	79.1	1944	1119	-
13	3	19	94.6	1034	1357	1554
14	2	15	81.9	1227	1839	-
15	1	9	65.2	1592	-	-
16	3	20	99.5	1418	1636	1533
17	2	14	80.9	1881	1786	-
18	3	18	93.1	1818	1998	1736
19	1	6	55.9	1936	-	-
20						





A D T

Long Pulse Radar Test Signal

Test Signal Name: LP\_Signal\_12

Number of Bursts in Trial: 14

Burst	Pulses per Burst	Chrip (MHz)	Pulse Width(us)	PRI-1 (us)	PRI-2 (us)	PRI-3 (us)
1	1	7	58	1004	-	-
2	2	11	70.3	1393	1504	-
3	1	9	63.9	1586	-	-
4	3	20	98.9	1822	1727	1986
5	3	15	84.2	1623	1382	1419
6	3	17	90.6	1096	1745	1987
7	1	10	66.1	1669	-	-
8	3	17	88.5	1820	1811	1590
9	1	9	64.5	1834	-	-
10	3	16	84.8	1036	1466	1027
11	1	9	65.1	1536	-	-
12	3	16	85.6	1620	1347	1397
13	2	11	69.3	1951	1772	-
14	1	10	65.8	1693	-	-
15						
16						
17						
18						
19						
20						



A D T

Long Pulse Radar Test Signal

Test Signal Name: LP\_Signal\_13

Number of Bursts in Trial: 13

Burst	Pulses per Burst	Chrip (MHz)	Pulse Width(us)	PRI-1 (us)	PRI-2 (us)	PRI-3 (us)
1	3	19	95.9	1905	1890	1037
2	3	18	91.9	1724	1615	1081
3	1	6	54.7	1912	-	-
4	3	19	96.3	1169	1073	1805
5	2	10	66.9	1482	1550	-
6	3	16	84.9	1356	1953	1450
7	1	6	53.9	1157	-	-
8	1	10	66.2	1720	-	-
9	2	10	68.6	1530	1093	-
10	1	6	56.2	1296	-	-
11	2	11	71.9	1159	1021	-
12	1	10	65.8	1955	-	-
13	3	19	96.6	1394	1431	1422
14						
15						
16						
17						
18						
19						
20						



A D T

Long Pulse Radar Test Signal

Test Signal Name: LP\_Signal\_14

Number of Bursts in Trial: 9

Burst	Pulses per Burst	Chrip (MHz)	Pulse Width(us)	PRI-1 (us)	PRI-2 (us)	PRI-3 (us)
1	1	7	57.5	1259	-	-
2	3	18	92.6	1516	1241	1129
3	2	13	77.9	1326	1684	-
4	3	16	85.9	1990	1968	1103
5	2	14	78.2	1614	1531	-
6	2	10	68.2	1332	1166	-
7	3	16	84.7	1985	1124	1502
8	3	16	86.9	1251	1118	1882
9	1	10	66.4	1959	-	-
10						
11						
12						
13						
14						
15						
16						
17						
18						
19						
20						



A D T

Long Pulse Radar Test Signal

Test Signal Name: LP\_Signal\_15

Number of Bursts in Trial: 11

Burst	Pulses per Burst	Chrip (MHz)	Pulse Width(us)	PRI-1 (us)	PRI-2 (us)	PRI-3 (us)
1	2	14	79.3	1439	1557	-
2	2	10	68.3	1809	1924	-
3	1	10	66	1291	-	-
4	2	13	76.3	1782	1475	-
5	3	17	88.6	1491	1887	1790
6	3	18	93	1408	1055	1206
7	1	9	63.2	1437	-	-
8	3	20	98.8	1926	1403	1399
9	3	17	90.1	1202	1517	1686
10	1	8	60.4	1220	-	-
11	1	6	53.1	1543	-	-
12						
13						
14						
15						
16						
17						
18						
19						
20						



A D T

Long Pulse Radar Test Signal

Test Signal Name: LP\_Signal\_16

Number of Bursts in Trial: 16

Burst	Pulses per Burst	Chrip (MHz)	Pulse Width(us)	PRI-1 (us)	PRI-2 (us)	PRI-3 (us)
1	1	9	64	1919	-	-
2	1	7	58.2	1321	-	-
3	1	5	51.9	1945	-	-
4	3	18	91.8	1287	1025	1428
5	1	5	51.6	1456	-	-
6	1	7	57.7	1904	-	-
7	2	13	76.9	1330	1002	-
8	2	10	68.3	1633	1406	-
9	3	19	94	1141	1801	1138
10	2	12	72.7	1261	1520	-
11	3	18	93.5	1185	1574	1354
12	3	20	97.5	1591	1112	1528
13	1	7	59	1172	-	-
14	2	15	82	1228	1196	-
15	2	13	78.1	1553	1506	-
16	2	13	76.7	1320	1143	-
17						
18						
19						
20						



A D T

Long Pulse Radar Test Signal

Test Signal Name: LP\_Signal\_17

Number of Bursts in Trial: 16

Burst	Pulses per Burst	Chrip (MHz)	Pulse Width(us)	PRI-1 (us)	PRI-2 (us)	PRI-3 (us)
1	3	17	88	1009	1911	1734
2	1	8	60	1444	-	-
3	1	9	63.6	1902	-	-
4	3	16	86.6	1916	1223	1488
5	1	8	61.6	1889	-	-
6	2	14	80	1573	1167	-
7	2	10	68.5	1938	1692	-
8	2	12	74.7	1265	1219	-
9	3	20	97.9	1587	1213	1637
10	1	5	52.5	1701	-	-
11	2	14	79.9	1454	1807	-
12	2	15	83.3	1930	1142	-
13	2	12	72.9	1606	1939	-
14	3	15	83.4	1778	1731	1314
15	3	19	94.8	1260	1067	1535
16	1	6	54.9	1440	-	-
17						
18						
19						
20						



A D T

Long Pulse Radar Test Signal

Test Signal Name: LP\_Signal\_18

Number of Bursts in Trial: 15

Burst	Pulses per Burst	Chrip (MHz)	Pulse Width(us)	PRI-1 (us)	PRI-2 (us)	PRI-3 (us)
1	1	7	56.6	1147	-	-
2	2	12	72.6	1152	1601	-
3	2	11	69.1	1571	1803	-
4	3	20	99.4	1350	1146	1760
5	3	18	90.7	1064	1309	1896
6	3	16	86.1	1983	1816	1855
7	3	15	84.2	1370	1823	1646
8	2	11	70.4	1635	1854	-
9	3	18	91.3	1334	1136	1341
10	1	10	66.3	1360	-	-
11	3	18	93	1271	1057	1929
12	3	18	93.7	1906	1497	1479
13	3	16	85.8	1546	1015	1718
14	2	11	70.8	1001	1005	-
15	1	7	57	1685	-	-
16						
17						
18						
19						
20						



A D T

Long Pulse Radar Test Signal

Test Signal Name: LP\_Signal\_19

Number of Bursts in Trial: 19

Burst	Pulses per Burst	Chrip (MHz)	Pulse Width(us)	PRI-1 (us)	PRI-2 (us)	PRI-3 (us)
1	3	19	94.3	1920	1954	1181
2	1	8	60.5	1922	-	-
3	1	10	66.2	1738	-	-
4	2	13	75.3	1595	1443	-
5	3	17	88.8	1777	1789	1150
6	2	13	76.4	1343	1420	-
7	2	12	73.9	1379	1982	-
8	3	18	91.5	1175	1221	1569
9	3	15	84	1238	1694	1306
10	3	17	89.7	1179	1628	1791
11	2	13	77.3	1967	1795	-
12	3	19	94	1696	1359	2000
13	3	20	99.2	1788	1596	1521
14	2	13	77.8	1086	1165	-
15	3	18	93.7	1753	1780	1192
16	3	19	95.5	1188	1853	1425
17	1	8	60.5	1434	-	-
18	2	13	77.9	1808	1698	-
19	3	17	88.5	1183	1773	1187
20						





A D T

Long Pulse Radar Test Signal

Test Signal Name: LP\_Signal\_20

Number of Bursts in Trial: 18

Burst	Pulses per Burst	Chrip (MHz)	Pulse Width(us)	PRI-1 (us)	PRI-2 (us)	PRI-3 (us)
1	3	18	90.8	1878	1465	1873
2	3	16	86.4	1648	1415	1135
3	1	9	62.9	1318	-	-
4	2	14	78.7	1282	1263	-
5	3	16	86.1	1273	1561	1501
6	1	5	51.8	1844	-	-
7	2	13	75.8	1442	1285	-
8	3	18	93.2	1541	1160	1383
9	3	19	95.3	1448	1642	1290
10	3	19	95.3	1678	1589	1526
11	3	16	87.1	1317	1723	1293
12	2	12	74.8	1240	1178	-
13	3	17	88.9	1806	1975	1935
14	2	13	77	1158	1932	-
15	3	19	95.6	1191	1512	1874
16	3	16	85.6	1830	1737	1089
17	2	12	72.8	1398	1761	-
18	1	7	56.6	1339	-	-
19						
20						



A D T

Long Pulse Radar Test Signal

Test Signal Name: LP\_Signal\_21

Number of Bursts in Trial: 8

Burst	Pulses per Burst	Chrip (MHz)	Pulse Width(us)	PRI-1 (us)	PRI-2 (us)	PRI-3 (us)
1	1	7	58.1	1451	-	-
2	1	6	56	1771	-	-
3	2	14	78.6	1534	1372	-
4	2	15	82.8	1511	1869	-
5	2	14	81.1	1532	1266	-
6	3	16	85.2	1758	1137	1663
7	1	8	59.6	1249	-	-
8	1	9	63.3	1613	-	-
9						
10						
11						
12						
13						
14						
15						
16						
17						
18						
19						
20						



A D T

Long Pulse Radar Test Signal

Test Signal Name: LP\_Signal\_22

Number of Bursts in Trial: 8

Burst	Pulses per Burst	Chrip (MHz)	Pulse Width(us)	PRI-1 (us)	PRI-2 (us)	PRI-3 (us)
1	3	18	92.2	1711	1066	1483
2	3	16	85.1	1120	1108	1400
3	3	18	92.7	1862	1155	1305
4	3	20	97.7	1980	1301	1446
5	2	11	70.9	1007	1095	-
6	2	15	82.4	1787	1632	-
7	1	10	65.8	1871	-	-
8	3	20	97.3	1324	1476	1872
9						
10						
11						
12						
13						
14						
15						
16						
17						
18						
19						
20						



A D T

Long Pulse Radar Test Signal

Test Signal Name: LP\_Signal\_23

Number of Bursts in Trial: 14

Burst	Pulses per Burst	Chrip (MHz)	Pulse Width(us)	PRI-1 (us)	PRI-2 (us)	PRI-3 (us)
1	2	14	80.1	1452	1746	-
2	2	11	70.6	1827	1474	-
3	2	15	81.4	1325	1539	-
4	2	15	81.8	1898	1900	-
5	2	14	80.1	1248	1524	-
6	2	12	73.4	1092	1255	-
7	1	9	62.9	1579	-	-
8	2	15	83.2	1276	1351	-
9	2	14	78.6	1575	1950	-
10	3	19	96.2	1784	1494	1003
11	3	20	96.9	1610	1367	1274
12	1	9	64.9	1915	-	-
13	3	17	88.4	1503	1876	1087
14	2	10	66.9	1207	1315	-
15						
16						
17						
18						
19						
20						



A D T

Long Pulse Radar Test Signal

Test Signal Name: LP\_Signal\_24

Number of Bursts in Trial: 10

Burst	Pulses per Burst	Chrip (MHz)	Pulse Width(us)	PRI-1 (us)	PRI-2 (us)	PRI-3 (us)
1	1	6	53.5	1670	-	-
2	3	18	92.2	1893	1908	1164
3	2	11	70.8	1193	1828	-
4	3	17	88.8	1514	1634	1313
5	1	5	52.4	1229	-	-
6	2	12	71.9	1969	1038	-
7	1	8	59.9	1952	-	-
8	1	7	57.9	1101	-	-
9	1	6	55.2	1022	-	-
10	2	13	77.7	1149	1006	-
11						
12						
13						
14						
15						
16						
17						
18						
19						
20						



A D T

Long Pulse Radar Test Signal

Test Signal Name: LP\_Signal\_25

Number of Bursts in Trial: 15

Burst	Pulses per Burst	Chrip (MHz)	Pulse Width(us)	PRI-1 (us)	PRI-2 (us)	PRI-3 (us)
1	2	11	69.1	1525	1197	-
2	2	12	72.7	1976	1838	-
3	1	8	59.7	1849	-	-
4	3	18	90.8	1080	1913	1767
5	1	5	50.5	1972	-	-
6	3	20	97.7	1310	1867	1427
7	2	12	74.4	1910	1819	-
8	1	6	54.6	1277	-	-
9	1	7	59	1481	-	-
10	3	18	91.6	1023	1024	1079
11	3	20	97	1410	1914	1480
12	2	12	75	1781	1886	-
13	1	6	54.2	1505	-	-
14	3	18	91.1	1008	1363	1298
15	2	13	76.6	1567	1948	-
16						
17						
18						
19						
20						



A D T

Long Pulse Radar Test Signal

Test Signal Name: LP\_Signal\_26

Number of Bursts in Trial: 12

Burst	Pulses per Burst	Chrip (MHz)	Pulse Width(us)	PRI-1 (us)	PRI-2 (us)	PRI-3 (us)
1	3	16	84.8	1556	1510	1182
2	3	18	93.1	1956	1458	1386
3	3	19	95.4	1388	1704	1826
4	1	6	54.2	1962	-	-
5	3	16	84.9	1812	1706	1362
6	3	17	88.3	1555	1031	1056
7	3	19	94.8	1852	1292	1652
8	2	12	74.9	1084	1752	-
9	2	13	75.3	1210	1328	-
10	2	15	81.5	1937	1349	-
11	1	5	50.4	1649	-	-
12	2	13	76.8	1338	1270	-
13						
14						
15						
16						
17						
18						
19						
20						



A D T

Long Pulse Radar Test Signal

Test Signal Name: LP\_Signal\_27

Number of Bursts in Trial: 16

Burst	Pulses per Burst	Chrip (MHz)	Pulse Width(us)	PRI-1 (us)	PRI-2 (us)	PRI-3 (us)
1	2	15	82.1	1076	1629	-
2	2	14	80	1230	1257	-
3	3	19	93.9	1994	1447	1690
4	3	16	87.4	1507	1645	1365
5	2	12	72.1	1768	1897	-
6	1	9	65.3	1747	-	-
7	1	6	53.7	1540	-	-
8	1	9	62.7	1423	-	-
9	1	7	57.4	1829	-	-
10	1	9	63.7	1113	-	-
11	2	12	72.2	1604	1122	-
12	2	15	82.7	1396	1860	-
13	2	14	81	1047	1232	-
14	2	11	71.8	1026	1785	-
15	3	18	92.3	1358	1695	1605
16	1	6	55.9	1417	-	-
17						
18						
19						
20						





A D T

Long Pulse Radar Test Signal

Test Signal Name: LP\_Signal\_28

Number of Bursts in Trial: 11

Burst	Pulses per Burst	Chrip (MHz)	Pulse Width(us)	PRI-1 (us)	PRI-2 (us)	PRI-3 (us)
1	3	19	96.9	1709	1687	1743
2	2	11	69.9	1252	1414	-
3	2	14	78.6	1647	1043	-
4	3	17	88	1180	1884	1283
5	2	14	79.8	1656	1061	-
6	1	8	62.2	1662	-	-
7	2	10	67.7	1224	1199	-
8	2	14	78.9	1655	1250	-
9	1	9	64.6	1214	-	-
10	1	6	53.7	1380	-	-
11	2	11	70.4	1401	1364	-
12						
13						
14						
15						
16						
17						
18						
19						
20						



A D T

Long Pulse Radar Test Signal

Test Signal Name: LP\_Signal\_29

Number of Bursts in Trial: 8

Burst	Pulses per Burst	Chrip (MHz)	Pulse Width(us)	PRI-1 (us)	PRI-2 (us)	PRI-3 (us)
1	3	17	89.4	1170	1109	1565
2	2	12	74.3	1243	1059	-
3	3	20	97.8	1697	1946	1712
4	3	16	84.5	1800	1688	1245
5	1	7	59.2	1689	-	-
6	1	5	50.1	1477	-	-
7	2	11	70.8	1840	1942	-
8	3	18	92.4	1174	1028	1094
9						
10						
11						
12						
13						
14						
15						
16						
17						
18						
19						



A D T

Long Pulse Radar Test Signal

Test Signal Name: LP\_Signal\_30

Number of Bursts in Trial: 12

Burst	Pulses per Burst	Chrip (MHz)	Pulse Width(us)	PRI-1 (us)	PRI-2 (us)	PRI-3 (us)
1	2	12	74.6	1792	1593	-
2	1	9	65.1	1117	-	-
3	1	6	54.2	1538	-	-
4	2	12	74.9	1716	1999	-
5	1	8	59.6	1627	-	-
6	1	5	50.5	1337	-	-
7	2	14	78.3	1239	1562	-
8	2	11	69.1	1903	1190	-
9	2	11	71	1965	1717	-
10	2	11	70.9	1226	1762	-
11	1	9	62.7	1345	-	-
12	2	12	73.2	1770	1493	-
13						
14						
15						
16						
17						
18						
19						
20						



A D T

## B.2 The Frequency Hopping Radar pattern

Hopping Frequency Sequence Name: HOP_FREQ_SEQ_01							
SEQ#	Frequency (Hz)	SEQ#	Frequency (Hz)	SEQ#	Frequency (Hz)	SEQ#	Frequency (Hz)
1	5.410G	2	5.519G	3	5.625G	4	5.613G
5	5.679G	6	5.670G	7	5.341G	8	5.473G
9	5.588G	10	5.620G	11	5.379G	12	5.546G
13	5.335G	14	5.723G	15	5.529G	16	5.556G
17	5.271G	18	5.506G	19	5.487G	20	5.345G
21	5.689G	22	5.387G	23	5.718G	24	5.666G
25	5.342G	26	5.467G	27	5.577G	28	5.367G
29	5.326G	30	5.420G	31	5.376G	32	5.542G
33	5.520G	34	5.548G	35	5.627G	36	5.526G
37	5.610G	38	5.436G	39	5.499G	40	5.711G
41	5.389G	42	5.647G	43	5.492G	44	5.595G
45	5.291G	46	5.684G	47	5.416G	48	5.686G
49	5.488G	50	5.302G	51	5.337G	52	5.671G
53	5.280G	54	5.462G	55	5.349G	56	5.682G
57	5.463G	58	5.293G	59	5.532G	60	5.581G
61	5.437G	62	5.318G	63	5.633G	64	5.411G
65	5.434G	66	5.295G	67	5.320G	68	5.384G
69	5.364G	70	5.297G	71	5.390G	72	5.609G
73	5.517G	74	5.468G	75	5.484G	76	5.574G
77	5.370G	78	5.299G	79	5.397G	80	5.692G
81	5.533G	82	5.663G	83	5.641G	84	5.653G
85	5.553G	86	5.530G	87	5.569G	88	5.564G
89	5.538G	90	5.695G	91	5.714G	92	5.419G
93	5.350G	94	5.491G	95	5.705G	96	5.576G
97	5.709G	98	5.309G	99	5.452G	100	5.356G



A D T

Hopping Frequency Sequence Name: HOP_FREQ_SEQ_02							
SEQ#	Frequency (Hz)	SEQ#	Frequency (Hz)	SEQ#	Frequency (Hz)	SEQ#	Frequency (Hz)
1	5.608G	2	5.724G	3	5.433G	4	5.403G
5	5.500G	6	5.535G	7	5.640G	8	5.725G
9	5.450G	10	5.483G	11	5.477G	12	5.549G
13	5.374G	14	5.556G	15	5.659G	16	5.601G
17	5.597G	18	5.464G	19	5.409G	20	5.588G
21	5.451G	22	5.499G	23	5.316G	24	5.427G
25	5.339G	26	5.511G	27	5.583G	28	5.332G
29	5.669G	30	5.569G	31	5.554G	32	5.701G
33	5.559G	34	5.356G	35	5.461G	36	5.628G
37	5.469G	38	5.488G	39	5.497G	40	5.380G
41	5.473G	42	5.618G	43	5.492G	44	5.691G
45	5.518G	46	5.688G	47	5.348G	48	5.615G
49	5.441G	50	5.577G	51	5.591G	52	5.370G
53	5.325G	54	5.558G	55	5.439G	56	5.414G
57	5.684G	58	5.697G	59	5.435G	60	5.668G
61	5.381G	62	5.598G	63	5.457G	64	5.566G
65	5.283G	66	5.539G	67	5.656G	68	5.649G
69	5.607G	70	5.338G	71	5.680G	72	5.563G
73	5.318G	74	5.296G	75	5.573G	76	5.561G
77	5.543G	78	5.719G	79	5.675G	80	5.715G
81	5.300G	82	5.449G	83	5.671G	84	5.695G
85	5.594G	86	5.513G	87	5.367G	88	5.661G
89	5.306G	90	5.480G	91	5.489G	92	5.626G
93	5.503G	94	5.459G	95	5.328G	96	5.392G
97	5.679G	98	5.331G	99	5.692G	100	5.431G



A D T

Hopping Frequency Sequence Name: HOP_FREQ_SEQ_03							
SEQ#	Frequency (Hz)	SEQ#	Frequency (Hz)	SEQ#	Frequency (Hz)	SEQ#	Frequency (Hz)
1	5.578G	2	5.445G	3	5.427G	4	5.409G
5	5.381G	6	5.632G	7	5.686G	8	5.472G
9	5.535G	10	5.429G	11	5.617G	12	5.643G
13	5.538G	14	5.311G	15	5.304G	16	5.498G
17	5.706G	18	5.307G	19	5.319G	20	5.687G
21	5.673G	22	5.626G	23	5.705G	24	5.709G
25	5.608G	26	5.587G	27	5.557G	28	5.633G
29	5.537G	30	5.357G	31	5.525G	32	5.425G
33	5.703G	34	5.628G	35	5.539G	36	5.474G
37	5.386G	38	5.291G	39	5.326G	40	5.495G
41	5.591G	42	5.528G	43	5.543G	44	5.612G
45	5.295G	46	5.458G	47	5.561G	48	5.689G
49	5.559G	50	5.656G	51	5.725G	52	5.397G
53	5.317G	54	5.594G	55	5.659G	56	5.580G
57	5.674G	58	5.642G	59	5.526G	60	5.596G
61	5.671G	62	5.493G	63	5.344G	64	5.421G
65	5.469G	66	5.430G	67	5.424G	68	5.569G
69	5.488G	70	5.646G	71	5.505G	72	5.470G
73	5.634G	74	5.571G	75	5.655G	76	5.604G
77	5.277G	78	5.371G	79	5.585G	80	5.565G
81	5.408G	82	5.694G	83	5.372G	84	5.597G
85	5.316G	86	5.420G	87	5.602G	88	5.588G
89	5.522G	90	5.305G	91	5.471G	92	5.521G
93	5.342G	94	5.695G	95	5.630G	96	5.666G
97	5.406G	98	5.484G	99	5.468G	100	5.452G



A D T

Hopping Frequency Sequence Name: HOP_FREQ_SEQ_04							
SEQ#	Frequency (Hz)	SEQ#	Frequency (Hz)	SEQ#	Frequency (Hz)	SEQ#	Frequency (Hz)
1	5.481G	2	5.284G	3	5.711G	4	5.574G
5	5.585G	6	5.277G	7	5.648G	8	5.699G
9	5.534G	10	5.670G	11	5.429G	12	5.462G
13	5.306G	14	5.604G	15	5.643G	16	5.603G
17	5.587G	18	5.641G	19	5.490G	20	5.572G
21	5.455G	22	5.692G	23	5.519G	24	5.716G
25	5.269G	26	5.443G	27	5.707G	28	5.498G
29	5.515G	30	5.679G	31	5.382G	32	5.497G
33	5.722G	34	5.568G	35	5.630G	36	5.345G
37	5.618G	38	5.530G	39	5.384G	40	5.657G
41	5.614G	42	5.398G	43	5.371G	44	5.344G
45	5.431G	46	5.710G	47	5.588G	48	5.414G
49	5.377G	50	5.336G	51	5.691G	52	5.454G
53	5.308G	54	5.712G	55	5.453G	56	5.566G
57	5.703G	58	5.315G	59	5.627G	60	5.430G
61	5.441G	62	5.613G	63	5.554G	64	5.370G
65	5.545G	66	5.719G	67	5.391G	68	5.659G
69	5.658G	70	5.645G	71	5.388G	72	5.602G
73	5.297G	74	5.295G	75	5.724G	76	5.557G
77	5.464G	78	5.721G	79	5.350G	80	5.525G
81	5.697G	82	5.694G	83	5.549G	84	5.363G
85	5.535G	86	5.474G	87	5.400G	88	5.717G
89	5.526G	90	5.672G	91	5.396G	92	5.653G
93	5.678G	94	5.322G	95	5.348G	96	5.550G
97	5.598G	98	5.411G	99	5.330G	100	5.379G



A D T

Hopping Frequency Sequence Name: HOP_FREQ_SEQ_05							
SEQ#	Frequency (Hz)	SEQ#	Frequency (Hz)	SEQ#	Frequency (Hz)	SEQ#	Frequency (Hz)
1	5.316G	2	5.320G	3	5.628G	4	5.439G
5	5.711G	6	5.577G	7	5.385G	8	5.714G
9	5.568G	10	5.495G	11	5.391G	12	5.507G
13	5.640G	14	5.538G	15	5.603G	16	5.614G
17	5.308G	18	5.670G	19	5.716G	20	5.654G
21	5.646G	22	5.481G	23	5.416G	24	5.647G
25	5.560G	26	5.452G	27	5.332G	28	5.588G
29	5.462G	30	5.546G	31	5.593G	32	5.665G
33	5.666G	34	5.408G	35	5.500G	36	5.387G
37	5.353G	38	5.562G	39	5.576G	40	5.344G
41	5.352G	42	5.371G	43	5.521G	44	5.710G
45	5.339G	46	5.706G	47	5.691G	48	5.673G
49	5.510G	50	5.358G	51	5.502G	52	5.386G
53	5.721G	54	5.407G	55	5.605G	56	5.367G
57	5.719G	58	5.446G	59	5.450G	60	5.414G
61	5.636G	62	5.312G	63	5.724G	64	5.342G
65	5.551G	66	5.340G	67	5.708G	68	5.693G
69	5.530G	70	5.655G	71	5.697G	72	5.554G
73	5.337G	74	5.637G	75	5.672G	76	5.469G
77	5.270G	78	5.348G	79	5.376G	80	5.458G
81	5.484G	82	5.504G	83	5.649G	84	5.519G
85	5.589G	86	5.595G	87	5.550G	88	5.528G
89	5.493G	90	5.431G	91	5.499G	92	5.690G
93	5.698G	94	5.535G	95	5.419G	96	5.619G
97	5.410G	98	5.540G	99	5.611G	100	5.539G





A D T

Hopping Frequency Sequence Name: HOP_FREQ_SEQ_06							
SEQ#	Frequency (Hz)	SEQ#	Frequency (Hz)	SEQ#	Frequency (Hz)	SEQ#	Frequency (Hz)
1	5.646G	2	5.713G	3	5.416G	4	5.578G
5	5.312G	6	5.484G	7	5.506G	8	5.696G
9	5.679G	10	5.426G	11	5.695G	12	5.687G
13	5.534G	14	5.657G	15	5.305G	16	5.586G
17	5.478G	18	5.562G	19	5.708G	20	5.565G
21	5.666G	22	5.514G	23	5.706G	24	5.567G
25	5.694G	26	5.541G	27	5.369G	28	5.532G
29	5.542G	30	5.414G	31	5.618G	32	5.492G
33	5.643G	34	5.675G	35	5.455G	36	5.388G
37	5.667G	38	5.463G	39	5.393G	40	5.526G
41	5.286G	42	5.389G	43	5.411G	44	5.645G
45	5.573G	46	5.406G	47	5.648G	48	5.342G
49	5.536G	50	5.585G	51	5.652G	52	5.709G
53	5.460G	54	5.655G	55	5.418G	56	5.650G
57	5.291G	58	5.343G	59	5.446G	60	5.465G
61	5.704G	62	5.654G	63	5.380G	64	5.504G
65	5.396G	66	5.356G	67	5.584G	68	5.711G
69	5.690G	70	5.507G	71	5.619G	72	5.495G
73	5.289G	74	5.686G	75	5.540G	76	5.400G
77	5.445G	78	5.524G	79	5.512G	80	5.415G
81	5.405G	82	5.627G	83	5.344G	84	5.486G
85	5.613G	86	5.665G	87	5.386G	88	5.564G
89	5.510G	90	5.568G	91	5.637G	92	5.630G
93	5.716G	94	5.642G	95	5.499G	96	5.683G
97	5.520G	98	5.336G	99	5.572G	100	5.582G



A D T

Hopping Frequency Sequence Name: HOP_FREQ_SEQ_07							
SEQ#	Frequency (Hz)	SEQ#	Frequency (Hz)	SEQ#	Frequency (Hz)	SEQ#	Frequency (Hz)
1	5.547G	2	5.527G	3	5.514G	4	5.659G
5	5.536G	6	5.650G	7	5.351G	8	5.504G
9	5.285G	10	5.537G	11	5.560G	12	5.381G
13	5.692G	14	5.505G	15	5.528G	16	5.548G
17	5.433G	18	5.355G	19	5.311G	20	5.705G
21	5.507G	22	5.518G	23	5.558G	24	5.437G
25	5.314G	26	5.590G	27	5.328G	28	5.357G
29	5.554G	30	5.582G	31	5.310G	32	5.377G
33	5.319G	34	5.631G	35	5.686G	36	5.529G
37	5.589G	38	5.332G	39	5.470G	40	5.426G
41	5.485G	42	5.603G	43	5.427G	44	5.464G
45	5.523G	46	5.342G	47	5.394G	48	5.450G
49	5.281G	50	5.656G	51	5.556G	52	5.373G
53	5.352G	54	5.379G	55	5.654G	56	5.706G
57	5.578G	58	5.720G	59	5.391G	60	5.700G
61	5.708G	62	5.306G	63	5.543G	64	5.725G
65	5.598G	66	5.640G	67	5.701G	68	5.662G
69	5.614G	70	5.432G	71	5.335G	72	5.415G
73	5.441G	74	5.509G	75	5.539G	76	5.615G
77	5.288G	78	5.524G	79	5.326G	80	5.522G
81	5.620G	82	5.619G	83	5.473G	84	5.513G
85	5.330G	86	5.502G	87	5.404G	88	5.648G
89	5.682G	90	5.646G	91	5.569G	92	5.511G
93	5.345G	94	5.478G	95	5.363G	96	5.446G
97	5.664G	98	5.577G	99	5.336G	100	5.444G



A D T

Hopping Frequency Sequence Name: HOP_FREQ_SEQ_08							
SEQ#	Frequency (Hz)	SEQ#	Frequency (Hz)	SEQ#	Frequency (Hz)	SEQ#	Frequency (Hz)
1	5.542G	2	5.626G	3	5.572G	4	5.351G
5	5.527G	6	5.698G	7	5.335G	8	5.539G
9	5.520G	10	5.330G	11	5.484G	12	5.573G
13	5.719G	14	5.522G	15	5.644G	16	5.534G
17	5.700G	18	5.622G	19	5.696G	20	5.530G
21	5.294G	22	5.489G	23	5.368G	24	5.708G
25	5.403G	26	5.373G	27	5.332G	28	5.646G
29	5.722G	30	5.326G	31	5.478G	32	5.570G
33	5.291G	34	5.619G	35	5.560G	36	5.587G
37	5.637G	38	5.524G	39	5.467G	40	5.536G
41	5.491G	42	5.613G	43	5.497G	44	5.517G
45	5.381G	46	5.466G	47	5.480G	48	5.647G
49	5.319G	50	5.347G	51	5.599G	52	5.577G
53	5.691G	54	5.689G	55	5.416G	56	5.341G
57	5.590G	58	5.297G	59	5.420G	60	5.395G
61	5.549G	62	5.437G	63	5.707G	64	5.406G
65	5.299G	66	5.555G	67	5.688G	68	5.374G
69	5.430G	70	5.630G	71	5.602G	72	5.704G
73	5.458G	74	5.358G	75	5.589G	76	5.462G
77	5.623G	78	5.448G	79	5.607G	80	5.439G
81	5.324G	82	5.455G	83	5.411G	84	5.449G
85	5.476G	86	5.377G	87	5.714G	88	5.544G
89	5.429G	90	5.564G	91	5.664G	92	5.598G
93	5.597G	94	5.490G	95	5.494G	96	5.653G
97	5.559G	98	5.671G	99	5.724G	100	5.515G



A D T

Hopping Frequency Sequence Name: HOP_FREQ_SEQ_09							
SEQ#	Frequency (Hz)	SEQ#	Frequency (Hz)	SEQ#	Frequency (Hz)	SEQ#	Frequency (Hz)
1	5.612G	2	5.285G	3	5.471G	4	5.676G
5	5.480G	6	5.522G	7	5.434G	8	5.619G
9	5.505G	10	5.332G	11	5.350G	12	5.558G
13	5.464G	14	5.555G	15	5.679G	16	5.400G
17	5.418G	18	5.699G	19	5.545G	20	5.710G
21	5.315G	22	5.672G	23	5.503G	24	5.673G
25	5.675G	26	5.339G	27	5.570G	28	5.683G
29	5.613G	30	5.336G	31	5.547G	32	5.532G
33	5.576G	34	5.556G	35	5.691G	36	5.456G
37	5.552G	38	5.506G	39	5.530G	40	5.665G
41	5.415G	42	5.514G	43	5.661G	44	5.664G
45	5.272G	46	5.632G	47	5.410G	48	5.377G
49	5.698G	50	5.386G	51	5.406G	52	5.438G
53	5.508G	54	5.641G	55	5.588G	56	5.706G
57	5.479G	58	5.610G	59	5.660G	60	5.529G
61	5.498G	62	5.358G	63	5.688G	64	5.447G
65	5.711G	66	5.308G	67	5.340G	68	5.589G
69	5.510G	70	5.296G	71	5.355G	72	5.481G
73	5.380G	74	5.364G	75	5.725G	76	5.436G
77	5.310G	78	5.484G	79	5.603G	80	5.483G
81	5.709G	82	5.488G	83	5.708G	84	5.644G
85	5.575G	86	5.368G	87	5.568G	88	5.639G
89	5.564G	90	5.452G	91	5.636G	92	5.651G
93	5.504G	94	5.617G	95	5.458G	96	5.678G
97	5.302G	98	5.318G	99	5.650G	100	5.658G



A D T

Hopping Frequency Sequence Name: HOP_FREQ_SEQ_10							
SEQ#	Frequency (Hz)	SEQ#	Frequency (Hz)	SEQ#	Frequency (Hz)	SEQ#	Frequency (Hz)
1	5.391G	2	5.667G	3	5.695G	4	5.353G
5	5.324G	6	5.311G	7	5.415G	8	5.426G
9	5.532G	10	5.518G	11	5.349G	12	5.687G
13	5.379G	14	5.501G	15	5.440G	16	5.407G
17	5.538G	18	5.498G	19	5.722G	20	5.556G
21	5.350G	22	5.600G	23	5.341G	24	5.360G
25	5.459G	26	5.486G	27	5.594G	28	5.390G
29	5.572G	30	5.456G	31	5.553G	32	5.702G
33	5.623G	34	5.507G	35	5.566G	36	5.575G
37	5.468G	38	5.313G	39	5.413G	40	5.421G
41	5.580G	42	5.285G	43	5.666G	44	5.653G
45	5.460G	46	5.550G	47	5.472G	48	5.551G
49	5.530G	50	5.684G	51	5.375G	52	5.642G
53	5.592G	54	5.447G	55	5.631G	56	5.620G
57	5.424G	58	5.310G	59	5.495G	60	5.725G
61	5.582G	62	5.537G	63	5.372G	64	5.452G
65	5.275G	66	5.487G	67	5.640G	68	5.597G
69	5.461G	70	5.445G	71	5.693G	72	5.678G
73	5.428G	74	5.672G	75	5.608G	76	5.660G
77	5.647G	78	5.369G	79	5.525G	80	5.609G
81	5.505G	82	5.535G	83	5.401G	84	5.576G
85	5.384G	86	5.659G	87	5.715G	88	5.406G
89	5.272G	90	5.347G	91	5.464G	92	5.675G
93	5.694G	94	5.457G	95	5.476G	96	5.451G
97	5.309G	98	5.711G	99	5.540G	100	5.669G



A D T

Hopping Frequency Sequence Name: HOP_FREQ_SEQ_11							
SEQ#	Frequency (Hz)	SEQ#	Frequency (Hz)	SEQ#	Frequency (Hz)	SEQ#	Frequency (Hz)
1	5.558G	2	5.638G	3	5.681G	4	5.494G
5	5.580G	6	5.604G	7	5.591G	8	5.513G
9	5.522G	10	5.287G	11	5.366G	12	5.716G
13	5.623G	14	5.333G	15	5.566G	16	5.554G
17	5.424G	18	5.628G	19	5.524G	20	5.540G
21	5.404G	22	5.573G	23	5.632G	24	5.535G
25	5.398G	26	5.305G	27	5.673G	28	5.525G
29	5.696G	30	5.386G	31	5.397G	32	5.456G
33	5.618G	34	5.479G	35	5.542G	36	5.354G
37	5.586G	38	5.395G	39	5.596G	40	5.661G
41	5.298G	42	5.400G	43	5.550G	44	5.508G
45	5.686G	46	5.367G	47	5.472G	48	5.597G
49	5.682G	50	5.572G	51	5.441G	52	5.437G
53	5.268G	54	5.636G	55	5.709G	56	5.688G
57	5.603G	58	5.663G	59	5.326G	60	5.626G
61	5.309G	62	5.561G	63	5.658G	64	5.347G
65	5.284G	66	5.677G	67	5.567G	68	5.702G
69	5.291G	70	5.531G	71	5.413G	72	5.530G
73	5.318G	74	5.652G	75	5.577G	76	5.499G
77	5.514G	78	5.651G	79	5.656G	80	5.380G
81	5.454G	82	5.564G	83	5.501G	84	5.537G
85	5.425G	86	5.392G	87	5.668G	88	5.620G
89	5.401G	90	5.571G	91	5.683G	92	5.670G
93	5.708G	94	5.515G	95	5.534G	96	5.383G
97	5.665G	98	5.373G	99	5.389G	100	5.361G



A D T

Hopping Frequency Sequence Name: HOP_FREQ_SEQ_12							
SEQ#	Frequency (Hz)	SEQ#	Frequency (Hz)	SEQ#	Frequency (Hz)	SEQ#	Frequency (Hz)
1	5.369G	2	5.589G	3	5.549G	4	5.339G
5	5.480G	6	5.292G	7	5.399G	8	5.485G
9	5.301G	10	5.284G	11	5.325G	12	5.465G
13	5.272G	14	5.631G	15	5.315G	16	5.676G
17	5.595G	18	5.630G	19	5.452G	20	5.637G
21	5.314G	22	5.614G	23	5.429G	24	5.518G
25	5.279G	26	5.594G	27	5.306G	28	5.674G
29	5.546G	30	5.373G	31	5.588G	32	5.363G
33	5.383G	34	5.714G	35	5.391G	36	5.490G
37	5.384G	38	5.350G	39	5.439G	40	5.644G
41	5.333G	42	5.550G	43	5.436G	44	5.717G
45	5.690G	46	5.361G	47	5.561G	48	5.693G
49	5.416G	50	5.663G	51	5.468G	52	5.425G
53	5.556G	54	5.695G	55	5.687G	56	5.697G
57	5.624G	58	5.677G	59	5.680G	60	5.492G
61	5.652G	62	5.705G	63	5.645G	64	5.545G
65	5.600G	66	5.638G	67	5.507G	68	5.433G
69	5.535G	70	5.337G	71	5.675G	72	5.371G
73	5.671G	74	5.590G	75	5.574G	76	5.392G
77	5.374G	78	5.466G	79	5.515G	80	5.408G
81	5.434G	82	5.398G	83	5.336G	84	5.713G
85	5.345G	86	5.387G	87	5.418G	88	5.364G
89	5.273G	90	5.308G	91	5.386G	92	5.715G
93	5.421G	94	5.478G	95	5.603G	96	5.698G
97	5.598G	98	5.401G	99	5.723G	100	5.426G



A D T

Hopping Frequency Sequence Name: HOP_FREQ_SEQ_13							
SEQ#	Frequency (Hz)	SEQ#	Frequency (Hz)	SEQ#	Frequency (Hz)	SEQ#	Frequency (Hz)
1	5.393G	2	5.419G	3	5.406G	4	5.503G
5	5.274G	6	5.473G	7	5.549G	8	5.358G
9	5.374G	10	5.426G	11	5.709G	12	5.636G
13	5.650G	14	5.569G	15	5.515G	16	5.630G
17	5.322G	18	5.302G	19	5.361G	20	5.684G
21	5.708G	22	5.280G	23	5.651G	24	5.626G
25	5.523G	26	5.724G	27	5.580G	28	5.410G
29	5.299G	30	5.583G	31	5.614G	32	5.653G
33	5.444G	34	5.402G	35	5.594G	36	5.713G
37	5.427G	38	5.498G	39	5.390G	40	5.520G
41	5.491G	42	5.640G	43	5.368G	44	5.693G
45	5.645G	46	5.488G	47	5.316G	48	5.559G
49	5.341G	50	5.463G	51	5.666G	52	5.540G
53	5.526G	54	5.365G	55	5.582G	56	5.680G
57	5.388G	58	5.466G	59	5.497G	60	5.431G
61	5.441G	62	5.364G	63	5.317G	64	5.545G
65	5.537G	66	5.670G	67	5.517G	68	5.673G
69	5.683G	70	5.624G	71	5.657G	72	5.521G
73	5.408G	74	5.586G	75	5.530G	76	5.660G
77	5.477G	78	5.552G	79	5.327G	80	5.353G
81	5.722G	82	5.538G	83	5.412G	84	5.403G
85	5.548G	86	5.326G	87	5.542G	88	5.672G
89	5.668G	90	5.539G	91	5.423G	92	5.534G
93	5.518G	94	5.401G	95	5.382G	96	5.644G
97	5.415G	98	5.336G	99	5.628G	100	5.581G





A D T

Hopping Frequency Sequence Name: HOP_FREQ_SEQ_14							
SEQ#	Frequency (Hz)	SEQ#	Frequency (Hz)	SEQ#	Frequency (Hz)	SEQ#	Frequency (Hz)
1	5.456G	2	5.413G	3	5.672G	4	5.530G
5	5.702G	6	5.489G	7	5.633G	8	5.441G
9	5.458G	10	5.550G	11	5.676G	12	5.408G
13	5.600G	14	5.339G	15	5.657G	16	5.533G
17	5.562G	18	5.606G	19	5.551G	20	5.484G
21	5.474G	22	5.473G	23	5.440G	24	5.612G
25	5.260G	26	5.314G	27	5.340G	28	5.583G
29	5.618G	30	5.517G	31	5.604G	32	5.362G
33	5.312G	34	5.301G	35	5.411G	36	5.531G
37	5.321G	38	5.410G	39	5.617G	40	5.573G
41	5.522G	42	5.582G	43	5.454G	44	5.401G
45	5.399G	46	5.293G	47	5.553G	48	5.353G
49	5.324G	50	5.491G	51	5.592G	52	5.558G
53	5.709G	54	5.526G	55	5.434G	56	5.594G
57	5.561G	58	5.506G	59	5.364G	60	5.711G
61	5.291G	62	5.501G	63	5.667G	64	5.500G
65	5.691G	66	5.436G	67	5.420G	68	5.643G
69	5.563G	70	5.427G	71	5.696G	72	5.459G
73	5.532G	74	5.425G	75	5.378G	76	5.469G
77	5.651G	78	5.374G	79	5.359G	80	5.660G
81	5.387G	82	5.555G	83	5.624G	84	5.369G
85	5.285G	86	5.549G	87	5.615G	88	5.356G
89	5.712G	90	5.576G	91	5.482G	92	5.690G
93	5.278G	94	5.355G	95	5.323G	96	5.670G
97	5.580G	98	5.723G	99	5.540G	100	5.477G



A D T

Hopping Frequency Sequence Name: HOP_FREQ_SEQ_15							
SEQ#	Frequency (Hz)	SEQ#	Frequency (Hz)	SEQ#	Frequency (Hz)	SEQ#	Frequency (Hz)
1	5.487G	2	5.593G	3	5.536G	4	5.422G
5	5.630G	6	5.302G	7	5.664G	8	5.499G
9	5.660G	10	5.364G	11	5.475G	12	5.408G
13	5.432G	14	5.429G	15	5.329G	16	5.562G
17	5.716G	18	5.474G	19	5.471G	20	5.409G
21	5.674G	22	5.591G	23	5.451G	24	5.550G
25	5.279G	26	5.346G	27	5.577G	28	5.587G
29	5.454G	30	5.725G	31	5.394G	32	5.410G
33	5.588G	34	5.463G	35	5.497G	36	5.378G
37	5.679G	38	5.418G	39	5.314G	40	5.526G
41	5.292G	42	5.366G	43	5.485G	44	5.720G
45	5.452G	46	5.702G	47	5.469G	48	5.441G
49	5.266G	50	5.703G	51	5.369G	52	5.345G
53	5.631G	54	5.333G	55	5.459G	56	5.342G
57	5.373G	58	5.424G	59	5.627G	60	5.483G
61	5.308G	62	5.698G	63	5.619G	64	5.625G
65	5.382G	66	5.448G	67	5.535G	68	5.673G
69	5.519G	70	5.426G	71	5.542G	72	5.467G
73	5.421G	74	5.691G	75	5.393G	76	5.495G
77	5.723G	78	5.532G	79	5.704G	80	5.383G
81	5.637G	82	5.445G	83	5.565G	84	5.527G
85	5.489G	86	5.583G	87	5.360G	88	5.374G
89	5.286G	90	5.655G	91	5.647G	92	5.602G
93	5.533G	94	5.620G	95	5.470G	96	5.554G
97	5.632G	98	5.661G	99	5.628G	100	5.368G



A D T

Hopping Frequency Sequence Name: HOP_FREQ_SEQ_16							
SEQ#	Frequency (Hz)	SEQ#	Frequency (Hz)	SEQ#	Frequency (Hz)	SEQ#	Frequency (Hz)
1	5.537G	2	5.611G	3	5.651G	4	5.568G
5	5.518G	6	5.590G	7	5.512G	8	5.700G
9	5.351G	10	5.338G	11	5.591G	12	5.530G
13	5.618G	14	5.366G	15	5.543G	16	5.579G
17	5.522G	18	5.536G	19	5.594G	20	5.374G
21	5.393G	22	5.725G	23	5.659G	24	5.424G
25	5.352G	26	5.718G	27	5.724G	28	5.360G
29	5.720G	30	5.391G	31	5.348G	32	5.451G
33	5.686G	34	5.619G	35	5.504G	36	5.716G
37	5.377G	38	5.285G	39	5.436G	40	5.681G
41	5.407G	42	5.372G	43	5.498G	44	5.541G
45	5.520G	46	5.454G	47	5.383G	48	5.453G
49	5.329G	50	5.671G	51	5.558G	52	5.410G
53	5.596G	54	5.523G	55	5.547G	56	5.415G
57	5.563G	58	5.400G	59	5.460G	60	5.556G
61	5.653G	62	5.654G	63	5.656G	64	5.598G
65	5.574G	66	5.315G	67	5.437G	68	5.430G
69	5.466G	70	5.696G	71	5.447G	72	5.402G
73	5.440G	74	5.476G	75	5.624G	76	5.418G
77	5.286G	78	5.573G	79	5.608G	80	5.413G
81	5.306G	82	5.350G	83	5.513G	84	5.709G
85	5.421G	86	5.560G	87	5.511G	88	5.387G
89	5.632G	90	5.670G	91	5.342G	92	5.644G
93	5.678G	94	5.305G	95	5.426G	96	5.580G
97	5.324G	98	5.301G	99	5.546G	100	5.411G



A D T

Hopping Frequency Sequence Name: HOP_FREQ_SEQ_17							
SEQ#	Frequency (Hz)	SEQ#	Frequency (Hz)	SEQ#	Frequency (Hz)	SEQ#	Frequency (Hz)
1	5.666G	2	5.702G	3	5.502G	4	5.364G
5	5.608G	6	5.432G	7	5.457G	8	5.641G
9	5.481G	10	5.306G	11	5.563G	12	5.425G
13	5.381G	14	5.322G	15	5.514G	16	5.372G
17	5.680G	18	5.506G	19	5.350G	20	5.579G
21	5.688G	22	5.397G	23	5.430G	24	5.532G
25	5.660G	26	5.523G	27	5.419G	28	5.437G
29	5.590G	30	5.471G	31	5.310G	32	5.545G
33	5.712G	34	5.708G	35	5.623G	36	5.536G
37	5.461G	38	5.607G	39	5.615G	40	5.614G
41	5.392G	42	5.653G	43	5.354G	44	5.569G
45	5.443G	46	5.547G	47	5.362G	48	5.459G
49	5.581G	50	5.538G	51	5.441G	52	5.395G
53	5.632G	54	5.692G	55	5.363G	56	5.357G
57	5.436G	58	5.542G	59	5.701G	60	5.410G
61	5.624G	62	5.628G	63	5.558G	64	5.374G
65	5.338G	66	5.722G	67	5.529G	68	5.595G
69	5.676G	70	5.458G	71	5.706G	72	5.442G
73	5.667G	74	5.477G	75	5.352G	76	5.582G
77	5.600G	78	5.431G	79	5.633G	80	5.719G
81	5.332G	82	5.413G	83	5.675G	84	5.399G
85	5.277G	86	5.500G	87	5.401G	88	5.360G
89	5.564G	90	5.341G	91	5.377G	92	5.424G
93	5.639G	94	5.586G	95	5.438G	96	5.593G
97	5.314G	98	5.635G	99	5.724G	100	5.515G



A D T

Hopping Frequency Sequence Name: HOP_FREQ_SEQ_18							
SEQ#	Frequency (Hz)	SEQ#	Frequency (Hz)	SEQ#	Frequency (Hz)	SEQ#	Frequency (Hz)
1	5.713G	2	5.381G	3	5.665G	4	5.356G
5	5.413G	6	5.525G	7	5.383G	8	5.667G
9	5.685G	10	5.297G	11	5.639G	12	5.395G
13	5.365G	14	5.681G	15	5.579G	16	5.605G
17	5.557G	18	5.710G	19	5.516G	20	5.721G
21	5.268G	22	5.701G	23	5.438G	24	5.504G
25	5.718G	26	5.524G	27	5.464G	28	5.673G
29	5.638G	30	5.586G	31	5.670G	32	5.535G
33	5.606G	34	5.580G	35	5.675G	36	5.435G
37	5.357G	38	5.578G	39	5.645G	40	5.648G
41	5.432G	42	5.599G	43	5.552G	44	5.614G
45	5.574G	46	5.482G	47	5.660G	48	5.449G
49	5.641G	50	5.657G	51	5.470G	52	5.392G
53	5.360G	54	5.427G	55	5.330G	56	5.359G
57	5.316G	58	5.671G	59	5.500G	60	5.628G
61	5.659G	62	5.353G	63	5.664G	64	5.558G
65	5.453G	66	5.680G	67	5.662G	68	5.501G
69	5.545G	70	5.355G	71	5.377G	72	5.652G
73	5.590G	74	5.429G	75	5.390G	76	5.433G
77	5.272G	78	5.532G	79	5.534G	80	5.404G
81	5.371G	82	5.367G	83	5.627G	84	5.618G
85	5.289G	86	5.596G	87	5.704G	88	5.502G
89	5.287G	90	5.651G	91	5.490G	92	5.426G
93	5.709G	94	5.370G	95	5.589G	96	5.646G
97	5.281G	98	5.487G	99	5.602G	100	5.457G



A D T

Hopping Frequency Sequence Name: HOP_FREQ_SEQ_19							
SEQ#	Frequency (Hz)	SEQ#	Frequency (Hz)	SEQ#	Frequency (Hz)	SEQ#	Frequency (Hz)
1	5.705G	2	5.339G	3	5.519G	4	5.458G
5	5.453G	6	5.421G	7	5.415G	8	5.542G
9	5.334G	10	5.680G	11	5.686G	12	5.629G
13	5.639G	14	5.313G	15	5.712G	16	5.536G
17	5.424G	18	5.391G	19	5.522G	20	5.523G
21	5.676G	22	5.390G	23	5.701G	24	5.588G
25	5.362G	26	5.613G	27	5.452G	28	5.704G
29	5.363G	30	5.491G	31	5.411G	32	5.367G
33	5.672G	34	5.513G	35	5.565G	36	5.502G
37	5.264G	38	5.440G	39	5.546G	40	5.350G
41	5.668G	42	5.611G	43	5.388G	44	5.640G
45	5.319G	46	5.706G	47	5.628G	48	5.505G
49	5.495G	50	5.584G	51	5.660G	52	5.435G
53	5.287G	54	5.326G	55	5.699G	56	5.579G
57	5.284G	58	5.295G	59	5.474G	60	5.651G
61	5.564G	62	5.487G	63	5.478G	64	5.551G
65	5.445G	66	5.413G	67	5.521G	68	5.365G
69	5.503G	70	5.404G	71	5.402G	72	5.645G
73	5.456G	74	5.436G	75	5.548G	76	5.568G
77	5.372G	78	5.692G	79	5.333G	80	5.571G
81	5.356G	82	5.422G	83	5.716G	84	5.608G
85	5.634G	86	5.625G	87	5.371G	88	5.635G
89	5.309G	90	5.358G	91	5.577G	92	5.427G
93	5.461G	94	5.377G	95	5.499G	96	5.504G
97	5.392G	98	5.648G	99	5.683G	100	5.417G



A D T

Hopping Frequency Sequence Name: HOP_FREQ_SEQ_20							
SEQ#	Frequency (Hz)	SEQ#	Frequency (Hz)	SEQ#	Frequency (Hz)	SEQ#	Frequency (Hz)
1	5.472G	2	5.534G	3	5.632G	4	5.672G
5	5.284G	6	5.570G	7	5.567G	8	5.565G
9	5.584G	10	5.590G	11	5.621G	12	5.471G
13	5.585G	14	5.540G	15	5.696G	16	5.445G
17	5.269G	18	5.619G	19	5.332G	20	5.701G
21	5.330G	22	5.671G	23	5.640G	24	5.663G
25	5.642G	26	5.547G	27	5.530G	28	5.368G
29	5.616G	30	5.465G	31	5.607G	32	5.436G
33	5.648G	34	5.425G	35	5.488G	36	5.381G
37	5.414G	38	5.697G	39	5.421G	40	5.357G
41	5.355G	42	5.518G	43	5.310G	44	5.407G
45	5.334G	46	5.692G	47	5.684G	48	5.685G
49	5.350G	50	5.337G	51	5.611G	52	5.718G
53	5.526G	54	5.483G	55	5.695G	56	5.586G
57	5.474G	58	5.635G	59	5.336G	60	5.675G
61	5.435G	62	5.674G	63	5.325G	64	5.505G
65	5.615G	66	5.520G	67	5.416G	68	5.658G
69	5.305G	70	5.562G	71	5.542G	72	5.402G
73	5.639G	74	5.630G	75	5.419G	76	5.572G
77	5.494G	78	5.380G	79	5.427G	80	5.578G
81	5.403G	82	5.460G	83	5.449G	84	5.724G
85	5.554G	86	5.430G	87	5.691G	88	5.596G
89	5.660G	90	5.662G	91	5.643G	92	5.545G
93	5.647G	94	5.694G	95	5.625G	96	5.614G
97	5.426G	98	5.464G	99	5.558G	100	5.666G



A D T

Hopping Frequency Sequence Name: HOP_FREQ_SEQ_21							
SEQ#	Frequency (Hz)	SEQ#	Frequency (Hz)	SEQ#	Frequency (Hz)	SEQ#	Frequency (Hz)
1	5.667G	2	5.359G	3	5.650G	4	5.433G
5	5.409G	6	5.572G	7	5.340G	8	5.436G
9	5.712G	10	5.325G	11	5.380G	12	5.631G
13	5.624G	14	5.450G	15	5.642G	16	5.349G
17	5.612G	18	5.697G	19	5.476G	20	5.559G
21	5.492G	22	5.426G	23	5.657G	24	5.669G
25	5.518G	26	5.294G	27	5.524G	28	5.455G
29	5.315G	30	5.311G	31	5.564G	32	5.574G
33	5.333G	34	5.662G	35	5.404G	36	5.576G
37	5.313G	38	5.582G	39	5.393G	40	5.412G
41	5.528G	42	5.640G	43	5.628G	44	5.672G
45	5.701G	46	5.444G	47	5.482G	48	5.651G
49	5.291G	50	5.725G	51	5.364G	52	5.373G
53	5.397G	54	5.653G	55	5.378G	56	5.346G
57	5.587G	58	5.549G	59	5.614G	60	5.396G
61	5.585G	62	5.299G	63	5.664G	64	5.480G
65	5.376G	66	5.301G	67	5.496G	68	5.428G
69	5.388G	70	5.410G	71	5.556G	72	5.389G
73	5.490G	74	5.675G	75	5.705G	76	5.629G
77	5.626G	78	5.342G	79	5.371G	80	5.526G
81	5.605G	82	5.477G	83	5.402G	84	5.690G
85	5.568G	86	5.513G	87	5.703G	88	5.451G
89	5.670G	90	5.550G	91	5.557G	92	5.719G
93	5.413G	94	5.553G	95	5.613G	96	5.500G
97	5.604G	98	5.303G	99	5.689G	100	5.661G





A D T

Hopping Frequency Sequence Name: HOP_FREQ_SEQ_22							
SEQ#	Frequency (Hz)	SEQ#	Frequency (Hz)	SEQ#	Frequency (Hz)	SEQ#	Frequency (Hz)
1	5.605G	2	5.692G	3	5.596G	4	5.412G
5	5.577G	6	5.372G	7	5.320G	8	5.385G
9	5.509G	10	5.361G	11	5.406G	12	5.671G
13	5.449G	14	5.428G	15	5.588G	16	5.707G
17	5.543G	18	5.659G	19	5.632G	20	5.695G
21	5.649G	22	5.492G	23	5.446G	24	5.401G
25	5.416G	26	5.286G	27	5.506G	28	5.677G
29	5.400G	30	5.691G	31	5.655G	32	5.513G
33	5.493G	34	5.624G	35	5.636G	36	5.590G
37	5.585G	38	5.608G	39	5.518G	40	5.398G
41	5.456G	42	5.462G	43	5.650G	44	5.345G
45	5.524G	46	5.441G	47	5.500G	48	5.607G
49	5.499G	50	5.323G	51	5.348G	52	5.432G
53	5.303G	54	5.447G	55	5.610G	56	5.681G
57	5.473G	58	5.474G	59	5.668G	60	5.679G
61	5.705G	62	5.665G	63	5.498G	64	5.431G
65	5.443G	66	5.475G	67	5.480G	68	5.552G
69	5.402G	70	5.356G	71	5.688G	72	5.442G
73	5.660G	74	5.554G	75	5.631G	76	5.572G
77	5.536G	78	5.561G	79	5.528G	80	5.579G
81	5.430G	82	5.522G	83	5.724G	84	5.556G
85	5.501G	86	5.682G	87	5.581G	88	5.545G
89	5.461G	90	5.359G	91	5.658G	92	5.704G
93	5.380G	94	5.673G	95	5.669G	96	5.502G
97	5.301G	98	5.325G	99	5.369G	100	5.377G



A D T

Hopping Frequency Sequence Name: HOP_FREQ_SEQ_23							
SEQ#	Frequency (Hz)	SEQ#	Frequency (Hz)	SEQ#	Frequency (Hz)	SEQ#	Frequency (Hz)
1	5.594G	2	5.527G	3	5.665G	4	5.458G
5	5.498G	6	5.510G	7	5.388G	8	5.441G
9	5.275G	10	5.654G	11	5.408G	12	5.650G
13	5.512G	14	5.612G	15	5.502G	16	5.334G
17	5.405G	18	5.500G	19	5.678G	20	5.370G
21	5.602G	22	5.306G	23	5.596G	24	5.522G
25	5.710G	26	5.331G	27	5.690G	28	5.669G
29	5.406G	30	5.329G	31	5.526G	32	5.340G
33	5.332G	34	5.718G	35	5.635G	36	5.342G
37	5.290G	38	5.547G	39	5.586G	40	5.562G
41	5.493G	42	5.686G	43	5.663G	44	5.598G
45	5.620G	46	5.401G	47	5.371G	48	5.434G
49	5.357G	50	5.708G	51	5.400G	52	5.711G
53	5.582G	54	5.443G	55	5.713G	56	5.343G
57	5.439G	58	5.575G	59	5.658G	60	5.397G
61	5.302G	62	5.558G	63	5.667G	64	5.697G
65	5.689G	66	5.378G	67	5.395G	68	5.628G
69	5.415G	70	5.322G	71	5.549G	72	5.546G
73	5.380G	74	5.348G	75	5.377G	76	5.442G
77	5.698G	78	5.438G	79	5.608G	80	5.576G
81	5.672G	82	5.477G	83	5.535G	84	5.682G
85	5.564G	86	5.555G	87	5.638G	88	5.482G
89	5.583G	90	5.455G	91	5.656G	92	5.707G
93	5.404G	94	5.384G	95	5.326G	96	5.679G
97	5.276G	98	5.376G	99	5.589G	100	5.369G



A D T

Hopping Frequency Sequence Name: HOP_FREQ_SEQ_24							
SEQ#	Frequency (Hz)	SEQ#	Frequency (Hz)	SEQ#	Frequency (Hz)	SEQ#	Frequency (Hz)
1	5.485G	2	5.302G	3	5.450G	4	5.436G
5	5.688G	6	5.375G	7	5.492G	8	5.682G
9	5.467G	10	5.655G	11	5.391G	12	5.561G
13	5.395G	14	5.486G	15	5.452G	16	5.432G
17	5.412G	18	5.357G	19	5.327G	20	5.685G
21	5.347G	22	5.511G	23	5.582G	24	5.581G
25	5.632G	26	5.590G	27	5.529G	28	5.372G
29	5.416G	30	5.351G	31	5.547G	32	5.714G
33	5.438G	34	5.568G	35	5.681G	36	5.622G
37	5.273G	38	5.465G	39	5.505G	40	5.691G
41	5.305G	42	5.411G	43	5.342G	44	5.455G
45	5.530G	46	5.674G	47	5.358G	48	5.433G
49	5.266G	50	5.477G	51	5.680G	52	5.677G
53	5.603G	54	5.301G	55	5.623G	56	5.423G
57	5.466G	58	5.621G	59	5.546G	60	5.672G
61	5.393G	62	5.458G	63	5.370G	64	5.588G
65	5.631G	66	5.724G	67	5.427G	68	5.576G
69	5.593G	70	5.429G	71	5.533G	72	5.425G
73	5.687G	74	5.646G	75	5.562G	76	5.525G
77	5.535G	78	5.723G	79	5.703G	80	5.397G
81	5.369G	82	5.651G	83	5.647G	84	5.721G
85	5.392G	86	5.717G	87	5.441G	88	5.495G
89	5.488G	90	5.352G	91	5.440G	92	5.560G
93	5.545G	94	5.523G	95	5.354G	96	5.526G
97	5.587G	98	5.313G	99	5.567G	100	5.496G



A D T

Hopping Frequency Sequence Name: HOP_FREQ_SEQ_25							
SEQ#	Frequency (Hz)	SEQ#	Frequency (Hz)	SEQ#	Frequency (Hz)	SEQ#	Frequency (Hz)
1	5.501G	2	5.332G	3	5.571G	4	5.686G
5	5.438G	6	5.529G	7	5.534G	8	5.693G
9	5.543G	10	5.723G	11	5.406G	12	5.455G
13	5.354G	14	5.540G	15	5.484G	16	5.604G
17	5.428G	18	5.444G	19	5.340G	20	5.549G
21	5.688G	22	5.283G	23	5.687G	24	5.351G
25	5.350G	26	5.434G	27	5.486G	28	5.451G
29	5.644G	30	5.365G	31	5.464G	32	5.708G
33	5.369G	34	5.319G	35	5.696G	36	5.372G
37	5.493G	38	5.650G	39	5.422G	40	5.640G
41	5.704G	42	5.496G	43	5.530G	44	5.586G
45	5.310G	46	5.634G	47	5.520G	48	5.559G
49	5.680G	50	5.603G	51	5.664G	52	5.513G
53	5.703G	54	5.408G	55	5.318G	56	5.576G
57	5.724G	58	5.511G	59	5.614G	60	5.683G
61	5.718G	62	5.294G	63	5.347G	64	5.466G
65	5.450G	66	5.448G	67	5.580G	68	5.446G
69	5.489G	70	5.447G	71	5.449G	72	5.574G
73	5.602G	74	5.312G	75	5.548G	76	5.584G
77	5.297G	78	5.582G	79	5.374G	80	5.516G
81	5.410G	82	5.555G	83	5.681G	84	5.398G
85	5.572G	86	5.522G	87	5.405G	88	5.441G
89	5.565G	90	5.592G	91	5.609G	92	5.689G
93	5.391G	94	5.333G	95	5.465G	96	5.507G
97	5.715G	98	5.394G	99	5.700G	100	5.356G



A D T

Hopping Frequency Sequence Name: HOP_FREQ_SEQ_26							
SEQ#	Frequency (Hz)	SEQ#	Frequency (Hz)	SEQ#	Frequency (Hz)	SEQ#	Frequency (Hz)
1	5.399G	2	5.652G	3	5.582G	4	5.697G
5	5.452G	6	5.545G	7	5.380G	8	5.343G
9	5.725G	10	5.592G	11	5.529G	12	5.405G
13	5.253G	14	5.643G	15	5.598G	16	5.617G
17	5.593G	18	5.560G	19	5.326G	20	5.534G
21	5.508G	22	5.372G	23	5.682G	24	5.491G
25	5.495G	26	5.396G	27	5.503G	28	5.477G
29	5.427G	30	5.501G	31	5.430G	32	5.589G
33	5.571G	34	5.712G	35	5.658G	36	5.665G
37	5.371G	38	5.553G	39	5.569G	40	5.717G
41	5.621G	42	5.517G	43	5.699G	44	5.566G
45	5.428G	46	5.627G	47	5.583G	48	5.688G
49	5.437G	50	5.448G	51	5.445G	52	5.570G
53	5.375G	54	5.562G	55	5.364G	56	5.488G
57	5.677G	58	5.403G	59	5.502G	60	5.523G
61	5.678G	62	5.536G	63	5.620G	64	5.466G
65	5.596G	66	5.454G	67	5.316G	68	5.673G
69	5.645G	70	5.357G	71	5.530G	72	5.378G
73	5.458G	74	5.511G	75	5.516G	76	5.440G
77	5.609G	78	5.702G	79	5.705G	80	5.494G
81	5.550G	82	5.515G	83	5.548G	84	5.547G
85	5.490G	86	5.676G	87	5.415G	88	5.684G
89	5.681G	90	5.659G	91	5.449G	92	5.576G
93	5.407G	94	5.351G	95	5.475G	96	5.376G
97	5.614G	98	5.637G	99	5.626G	100	5.470G



A D T

Hopping Frequency Sequence Name: HOP_FREQ_SEQ_27							
SEQ#	Frequency (Hz)	SEQ#	Frequency (Hz)	SEQ#	Frequency (Hz)	SEQ#	Frequency (Hz)
1	5.677G	2	5.335G	3	5.532G	4	5.602G
5	5.509G	6	5.716G	7	5.607G	8	5.409G
9	5.486G	10	5.714G	11	5.619G	12	5.341G
13	5.424G	14	5.401G	15	5.723G	16	5.549G
17	5.407G	18	5.298G	19	5.681G	20	5.517G
21	5.488G	22	5.295G	23	5.387G	24	5.724G
25	5.468G	26	5.639G	27	5.597G	28	5.477G
29	5.462G	30	5.692G	31	5.332G	32	5.617G
33	5.334G	34	5.611G	35	5.574G	36	5.600G
37	5.637G	38	5.672G	39	5.711G	40	5.514G
41	5.627G	42	5.328G	43	5.493G	44	5.569G
45	5.715G	46	5.344G	47	5.508G	48	5.454G
49	5.541G	50	5.442G	51	5.423G	52	5.720G
53	5.542G	54	5.481G	55	5.684G	56	5.670G
57	5.675G	58	5.392G	59	5.479G	60	5.586G
61	5.435G	62	5.393G	63	5.550G	64	5.487G
65	5.430G	66	5.482G	67	5.444G	68	5.567G
69	5.311G	70	5.667G	71	5.377G	72	5.504G
73	5.301G	74	5.365G	75	5.626G	76	5.525G
77	5.632G	78	5.646G	79	5.445G	80	5.618G
81	5.548G	82	5.536G	83	5.350G	84	5.671G
85	5.421G	86	5.510G	87	5.582G	88	5.492G
89	5.461G	90	5.491G	91	5.397G	92	5.434G
93	5.357G	94	5.463G	95	5.609G	96	5.403G
97	5.661G	98	5.596G	99	5.469G	100	5.655G



A D T

Hopping Frequency Sequence Name: HOP_FREQ_SEQ_28							
SEQ#	Frequency (Hz)	SEQ#	Frequency (Hz)	SEQ#	Frequency (Hz)	SEQ#	Frequency (Hz)
1	5.434G	2	5.343G	3	5.321G	4	5.492G
5	5.358G	6	5.702G	7	5.457G	8	5.519G
9	5.423G	10	5.376G	11	5.309G	12	5.399G
13	5.394G	14	5.725G	15	5.444G	16	5.518G
17	5.441G	18	5.478G	19	5.614G	20	5.369G
21	5.266G	22	5.374G	23	5.473G	24	5.462G
25	5.601G	26	5.616G	27	5.413G	28	5.628G
29	5.422G	30	5.682G	31	5.681G	32	5.581G
33	5.283G	34	5.494G	35	5.612G	36	5.656G
37	5.522G	38	5.326G	39	5.385G	40	5.537G
41	5.498G	42	5.716G	43	5.591G	44	5.460G
45	5.539G	46	5.348G	47	5.572G	48	5.644G
49	5.404G	50	5.347G	51	5.639G	52	5.449G
53	5.286G	54	5.393G	55	5.701G	56	5.467G
57	5.538G	58	5.533G	59	5.596G	60	5.365G
61	5.583G	62	5.373G	63	5.638G	64	5.392G
65	5.474G	66	5.603G	67	5.660G	68	5.683G
69	5.345G	70	5.679G	71	5.632G	72	5.390G
73	5.610G	74	5.415G	75	5.698G	76	5.599G
77	5.562G	78	5.445G	79	5.443G	80	5.487G
81	5.547G	82	5.625G	83	5.352G	84	5.500G
85	5.409G	86	5.621G	87	5.517G	88	5.450G
89	5.618G	90	5.318G	91	5.710G	92	5.435G
93	5.275G	94	5.407G	95	5.331G	96	5.641G
97	5.695G	98	5.658G	99	5.503G	100	5.420G



A D T

Hopping Frequency Sequence Name: HOP_FREQ_SEQ_29							
SEQ#	Frequency (Hz)	SEQ#	Frequency (Hz)	SEQ#	Frequency (Hz)	SEQ#	Frequency (Hz)
1	5.716G	2	5.493G	3	5.301G	4	5.546G
5	5.487G	6	5.519G	7	5.553G	8	5.690G
9	5.688G	10	5.474G	11	5.409G	12	5.635G
13	5.273G	14	5.286G	15	5.695G	16	5.515G
17	5.326G	18	5.332G	19	5.714G	20	5.459G
21	5.704G	22	5.294G	23	5.649G	24	5.587G
25	5.656G	26	5.465G	27	5.427G	28	5.594G
29	5.550G	30	5.369G	31	5.611G	32	5.593G
33	5.699G	34	5.305G	35	5.578G	36	5.641G
37	5.382G	38	5.672G	39	5.420G	40	5.351G
41	5.633G	42	5.616G	43	5.589G	44	5.713G
45	5.265G	46	5.623G	47	5.490G	48	5.577G
49	5.535G	50	5.484G	51	5.362G	52	5.371G
53	5.705G	54	5.639G	55	5.475G	56	5.431G
57	5.612G	58	5.529G	59	5.327G	60	5.392G
61	5.682G	62	5.491G	63	5.384G	64	5.450G
65	5.378G	66	5.569G	67	5.418G	68	5.494G
69	5.354G	70	5.456G	71	5.543G	72	5.455G
73	5.627G	74	5.687G	75	5.661G	76	5.663G
77	5.278G	78	5.625G	79	5.526G	80	5.443G
81	5.473G	82	5.548G	83	5.567G	84	5.469G
85	5.703G	86	5.581G	87	5.397G	88	5.660G
89	5.527G	90	5.423G	91	5.439G	92	5.579G
93	5.365G	94	5.628G	95	5.658G	96	5.502G
97	5.323G	98	5.353G	99	5.504G	100	5.555G





A D T

Hopping Frequency Sequence Name: HOP_FREQ_SEQ_30							
SEQ#	Frequency (Hz)	SEQ#	Frequency (Hz)	SEQ#	Frequency (Hz)	SEQ#	Frequency (Hz)
1	5.602G	2	5.377G	3	5.527G	4	5.475G
5	5.663G	6	5.637G	7	5.685G	8	5.517G
9	5.684G	10	5.541G	11	5.312G	12	5.503G
13	5.651G	14	5.650G	15	5.636G	16	5.662G
17	5.267G	18	5.321G	19	5.450G	20	5.706G
21	5.505G	22	5.599G	23	5.659G	24	5.460G
25	5.502G	26	5.448G	27	5.723G	28	5.454G
29	5.560G	30	5.444G	31	5.661G	32	5.485G
33	5.260G	34	5.613G	35	5.710G	36	5.335G
37	5.304G	38	5.563G	39	5.472G	40	5.386G
41	5.696G	42	5.714G	43	5.529G	44	5.658G
45	5.363G	46	5.585G	47	5.687G	48	5.676G
49	5.607G	50	5.653G	51	5.718G	52	5.587G
53	5.632G	54	5.603G	55	5.703G	56	5.542G
57	5.628G	58	5.422G	59	5.390G	60	5.447G
61	5.709G	62	5.570G	63	5.581G	64	5.464G
65	5.673G	66	5.540G	67	5.649G	68	5.430G
69	5.494G	70	5.445G	71	5.695G	72	5.701G
73	5.594G	74	5.700G	75	5.569G	76	5.343G
77	5.455G	78	5.665G	79	5.558G	80	5.677G
81	5.583G	82	5.491G	83	5.489G	84	5.419G
85	5.559G	86	5.521G	87	5.631G	88	5.629G
89	5.688G	90	5.690G	91	5.348G	92	5.466G
93	5.387G	94	5.370G	95	5.352G	96	5.383G
97	5.499G	98	5.608G	99	5.528G	100	5.578G



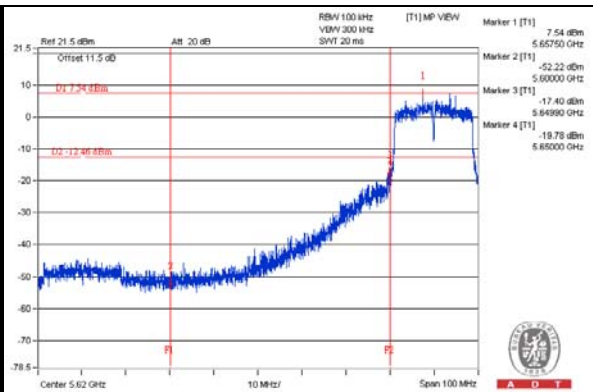
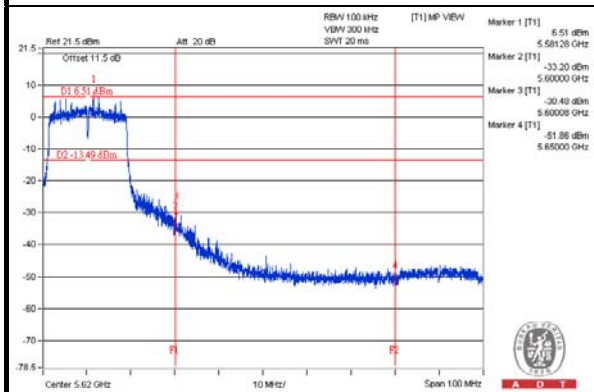
A D T

### 10. APPENDIX-C

### MASTER MODE

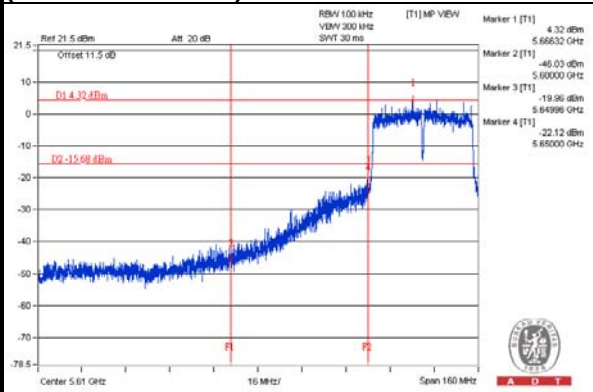
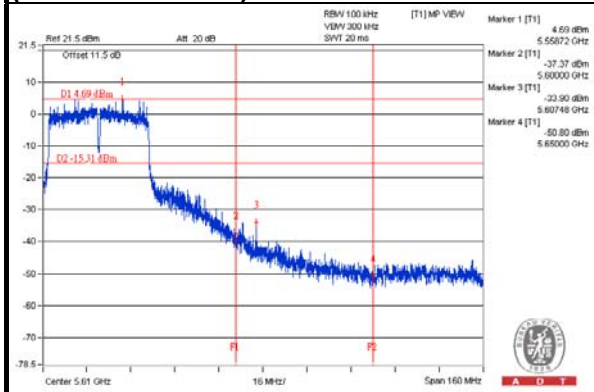
### NOTCH BAND IN 5600-5650MHz

Verify that the 5600 – 5650 MHz band is notched.  
Test results demonstrating last channel shall not exceed the band edge on 5600~5650MHz.



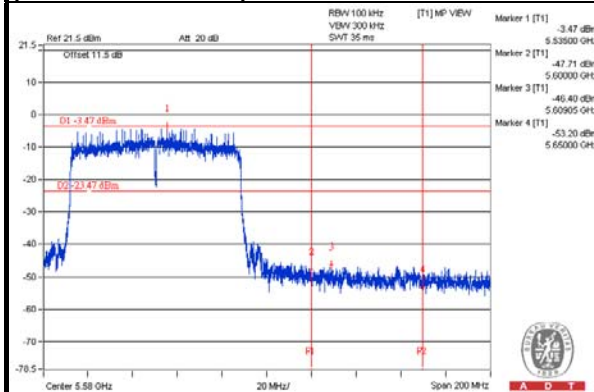
**802.11ac (VHT20) MODULATION  
(CH 116: 5580MHz)**

**802.11ac (VHT20) MODULATION  
(CH 132: 5660MHz)**



**802.11ac (VHT40) MODULATION  
(CH 110: 5550MHz)**

**802.11ac (VHT40) MODULATION  
(CH 134: 5670MHz)**



**802.11ac (VHT80) MODULATION  
(CH 106: 5530MHz)**

---END---