





## Appendix D. Photographs of EUT and Setup

# FCC/IC SAR Test Report

## <Photographs of EUT>




## <Location of Antennas>




# FCC/IC SAR Test Report


## <Photographs of SAR Setup>



Horizontal Up with 5 mm Gap




Horizontal Down with 5 mm Gap



Vertical Front with 5 mm Gap



Vertical Back with 5 mm Gap



Tip Mode with 5 mm Gap