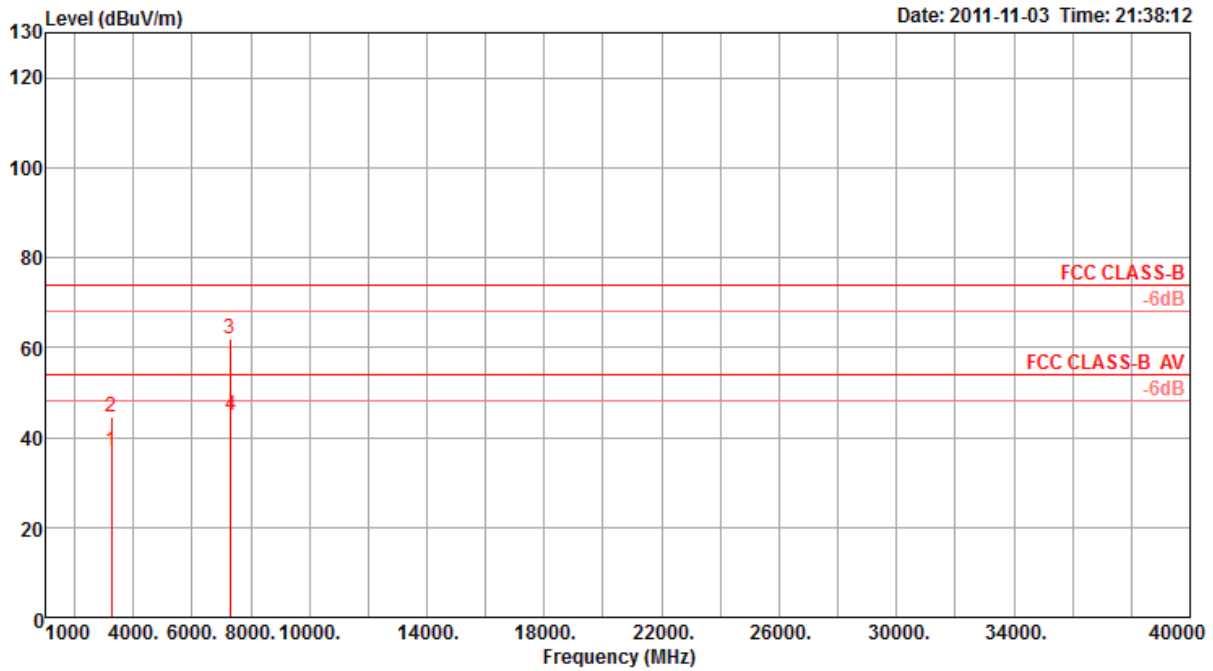


## Appendix C. Co-location

### 1. Results of Radiated Emissions for Co-located

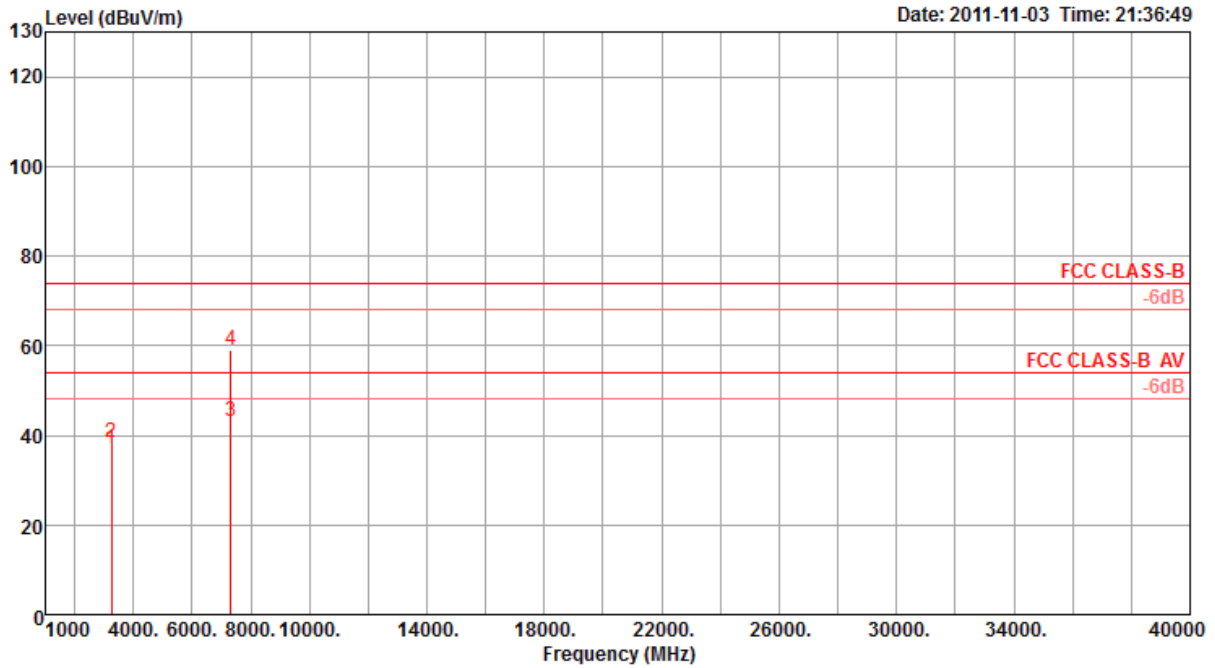
<b>Temperature</b>	26°C	<b>Humidity</b>	60%
<b>Test Engineer</b>	Denis Su	<b>Configurations</b>	Chip 1 (eth 1) 2.4G + Chip 2 (eth 2) 5G TX

**Horizontal**



	Freq	Level	Limit	Over	Read	Cable	Preamp	Antenna	T/Pos	A/Pos	Remark	Pol/Phase
	MHz	dBuV/m	dBuV/m	dB	dBuV	dB	dB	dB/m	deg	cm		
1	3249.36	36.94	54.00	-17.06	38.87	3.24	34.95	29.78	335	138	Average	HORIZONTAL
2	3249.48	44.58	74.00	-29.42	46.51	3.24	34.95	29.78	335	138	Peak	HORIZONTAL
3_p	7304.84	62.09	74.00	-11.91	54.91	5.45	34.94	36.67	288	118	Peak	HORIZONTAL
4_a	7307.12	44.83	54.00	-9.17	37.65	5.45	34.94	36.67	288	118	Average	HORIZONTAL

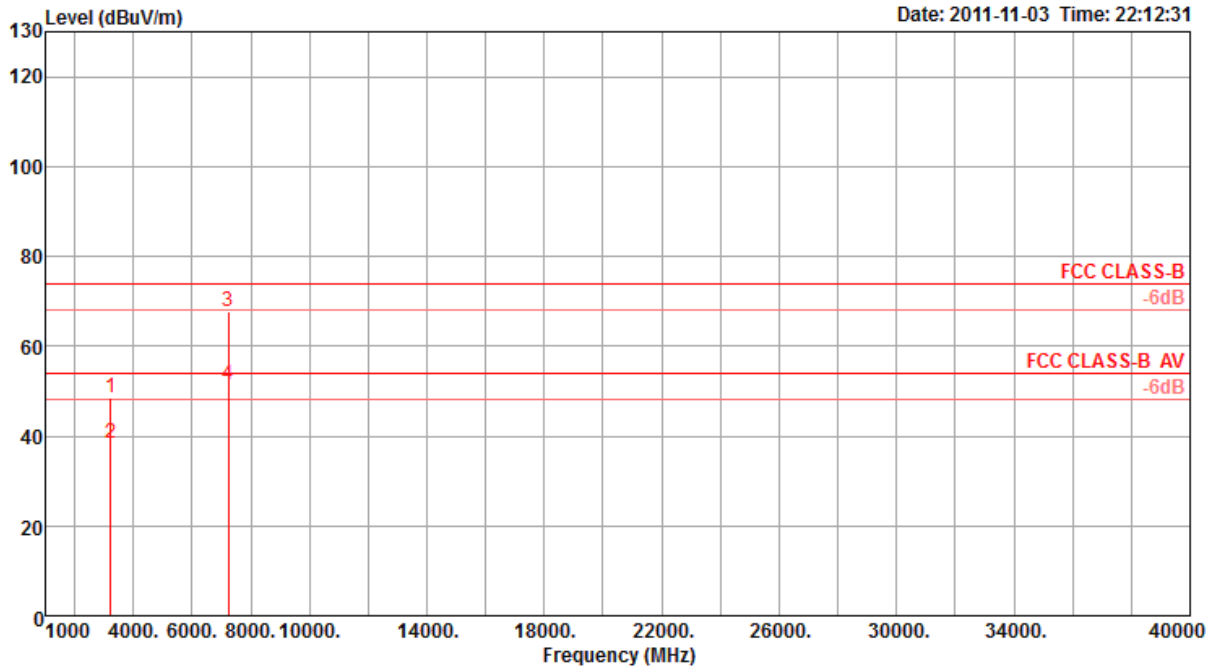
Vertical



	Freq	Level	Limit	Over	Read	Cable	Preamp	Antenna	T/Pos	A/Pos	Remark	Pol/Phase
	MHz	dBuV/m	dBuV/m	dB	dBuV	dB	dB	dB/m	deg	cm		
1	3249.33	37.09	54.00	-16.91	39.02	3.24	34.95	29.78	51	105	Average	VERTICAL
2	3249.50	38.33	74.00	-35.67	40.26	3.24	34.95	29.78	51	105	Peak	VERTICAL
3 a	7308.00	43.18	54.00	-10.82	36.00	5.45	34.94	36.67	259	100	Average	VERTICAL
4 p	7310.70	59.16	74.00	-14.84	51.98	5.45	34.94	36.67	259	100	Peak	VERTICAL

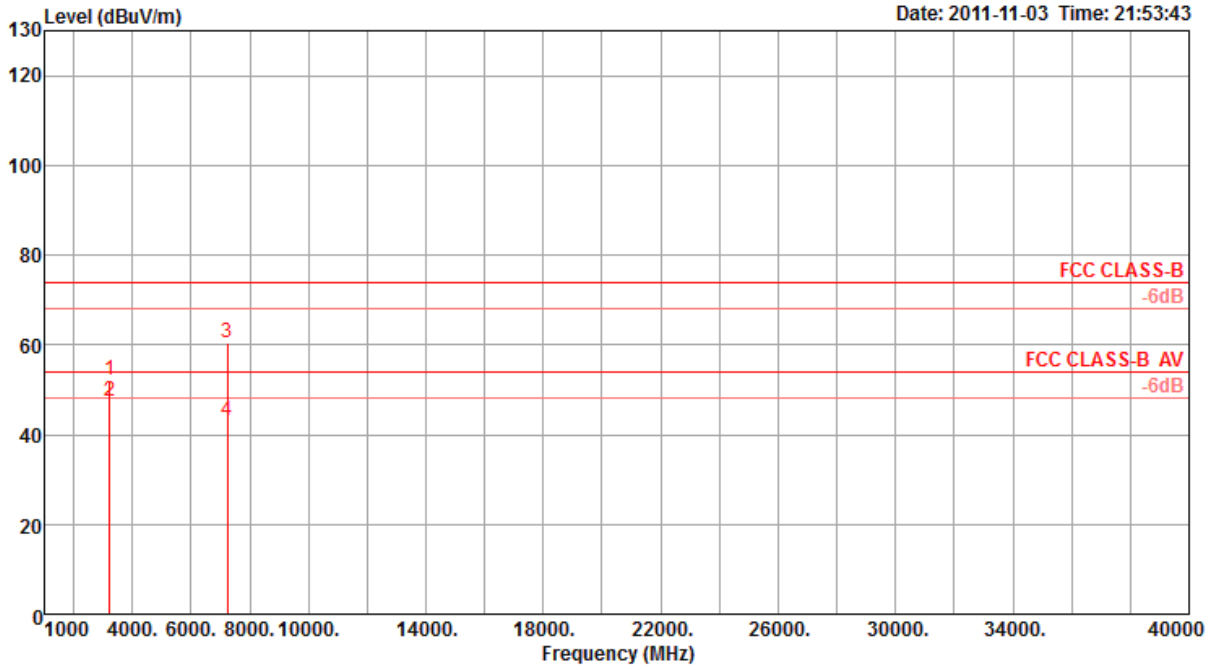
<b>Temperature</b>	26°C	<b>Humidity</b>	60%
<b>Test Engineer</b>	Denis Su	<b>Configurations</b>	Chip 1 (eth 1) 2.4G + Chip 2 (eth 2) 2.4G TX

**Horizontal**



	Freq	Level	Limit	Over	Read	Cable	Preamp	Antenna	T/Pos	A/Pos	Remark	Pol/Phase
	MHz	dBuV/m	dBuV/m	dB	dBuV	dB	dB	dB/m	deg	cm		
1	3215.89	48.57	74.00	-25.43	50.60	3.23	34.96	29.70	277	120	Peak	HORIZONTAL
2	3215.95	38.53	54.00	-15.47	40.56	3.23	34.96	29.70	277	120	Average	HORIZONTAL
3_p	7234.60	67.75	74.00	-6.25	60.71	5.43	34.98	36.59	104	100	Peak	HORIZONTAL
4_a	7237.20	51.43	54.00	-2.57	44.38	5.43	34.97	36.59	104	100	Average	HORIZONTAL

Vertical



	Freq	Level	Limit	Over	Read	Cable	Preamp	Antenna	T/Pos	A/Pos	Remark	Pol/Phase
	MHz	dBuV/m	dBuV/m	dB	dBuV	dB	dB	dB/m	deg	cm		
1	3215.96	52.14	74.00	-21.86	54.17	3.23	34.96	29.70	330	113	Peak	VERTICAL
2 a	3215.98	47.47	54.00	-6.53	49.50	3.23	34.96	29.70	330	113	Average	VERTICAL
3 p	7230.90	60.64	74.00	-13.36	53.60	5.43	34.98	36.59	259	100	Peak	VERTICAL
4	7232.92	43.25	54.00	-10.75	36.21	5.43	34.98	36.59	259	100	Average	VERTICAL