



A D T

PHOTOGRAPHS OF THE TEST CONFIGURATION

CONDUCTED EMISSION TEST
(Test Mode A1)



CONDUCTED EMISSION TEST (Test Mode A2)



CONDUCTED EMISSION TEST (Test Mode A3)



CONDUCTED EMISSION TEST (Test Mode B1)




CONDUCTED EMISSION TEST (Test Mode B2)





CONDUCTED EMISSION TEST (Test Mode B3)



RADIATED EMISSION TEST (Test Mode A1)





RADIATED EMISSION TEST (Test Mode A2)





RADIATED EMISSION TEST (Test Mode A3)



RADIATED EMISSION TEST (Test Mode B1)



RADIATED EMISSION TEST (Test Mode B2)



RADIATED EMISSION TEST (Test Mode B3)

