

PHOTOGRAPHS OF THE TEST CONFIGURATION

CONDUCTED EMISSION TEST

For 2.4GHz

TEST MODE A1



TEST MODE A2




TEST MODE B1




TEST MODE B2



For 5.0GHz (5180MHz ~ 5240MHz)
TEST MODE A



TEST MODE B




For 5.0GHz (5745MHz ~ 5825MHz)

TEST MODE A





TEST MODE B




RADIATED EMISSION TEST

For 2.4GHz


TEST MODE A1





TEST MODE A2



TEST MODE B1




TEST MODE B2




For 5.0GHz (5180MHz ~ 5240MHz)

TEST MODE A





TEST MODE B



For 5.0GHz (5745MHz ~ 5825MHz)

TEST MODE A



TEST MODE B

