



Ant 0+1_802.11an HT20_CH52_orientation A

Date/Time: 4/13/2009 12:17:17 PM

Test Laboratory: Electronics Testing Center, Taiwan

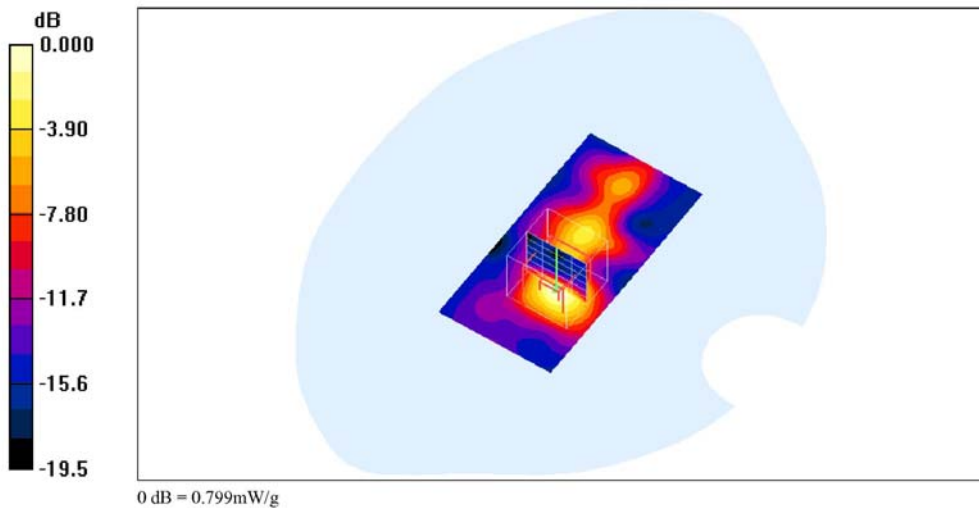
DUT: USB dongle; Type: WND3100V2; Serial: N/A

Communication System: IEEE 802.11a; Frequency: 5260 MHz; Duty Cycle: 1:1
Medium parameters used: $f = 5260$ MHz; $\sigma = 5.27$ mho/m; $\epsilon_r = 49.1$; $\rho = 1000$ kg/m³
Air temperature: 20 degC; Liquid temperature: 21.5 degC;
Phantom section: Flat Section

DASY4 Configuration:
- Probe: EX3DV4 - SN3555; ConvF(4.08, 4.08, 4.08); Calibrated: 9/19/2008
- Sensor-Surface: 4mm (Mechanical Surface Detection)
- Electronics: DAE4 Sn629; Calibrated: 9/23/2008
- Phantom: SAM 12-2; Type: SAM4.0; Serial: TP-1347
- Measurement SW: DASY4, V4.6 Build 23; Postprocessing SW: SEMCAD, V1.8 Build 160

Ant 0+1_802.11an HT20_CH52_orientation A/Area Scan (41x81x1): Measurement grid: dx=15mm, dy=15mm
Maximum value of SAR (interpolated) = 0.810 mW/g

Ant 0+1_802.11an HT20_CH52_orientation A/Zoom Scan (5x5x7)/Cube 0: Measurement grid: dx=8mm, dy=8mm, dz=5mm
Reference Value = 7.35 V/m; Power Drift = 0.057 dB
Peak SAR (extrapolated) = 1.78 W/kg
SAR(1 g) = 0.642 mW/g; SAR(10 g) = 0.234 mW/g
Maximum value of SAR (measured) = 0.799 mW/g





Ant 0+1_802.11an HT20_CH52_orientation B

Date/Time: 4/13/2009 6:36:03 PM

Test Laboratory: Electronics Testing Center, Taiwan

DUT: USB dongle; Type: WNDA3100V2; Serial: N/A

Communication System: IEEE 802.11a; Frequency: 5260 MHz; Duty Cycle: 1:1
Medium parameters used: $f = 5260$ MHz; $\sigma = 5.27$ mho/m; $\epsilon_r = 49.1$; $\rho = 1000$ kg/m³
Air temperature: 20 degC; Liquid temperature: 21.5 degC;
Phantom section: Flat Section

DASY4 Configuration:

- Probe: EX3DV4 - SN3555; ConvF(4.08, 4.08, 4.08); Calibrated: 9/19/2008
- Sensor-Surface: 4mm (Mechanical Surface Detection)
- Electronics: DAE4 Sn629; Calibrated: 9/23/2008
- Phantom: SAM 12-2; Type: SAM4.0; Serial: TP-1347
- Measurement SW: DASY4, V4.6 Build 23; Postprocessing SW: SEMCAD, V1.8 Build 160

Ant 0+1_802.11an HT20_CH52_orientation B/Zoom Scan (5x5x7)/Cube 0: Measurement grid: dx=8mm, dy=8mm, dz=5mm

Reference Value = 5.46 V/m; Power Drift = 0.045 dB

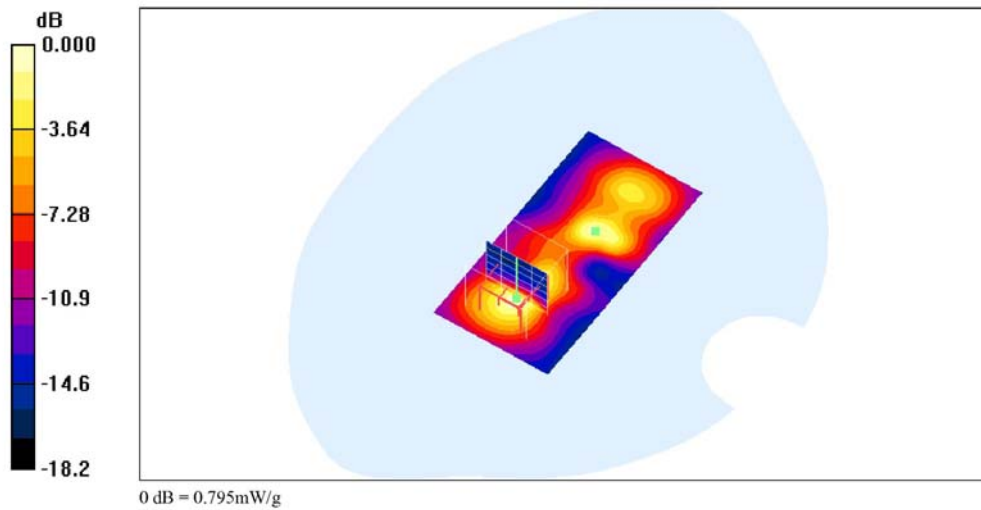
Peak SAR (extrapolated) = 1.77 W/kg

SAR(1 g) = 0.658 mW/g; SAR(10 g) = 0.243 mW/g

Maximum value of SAR (measured) = 0.795 mW/g

Ant 0+1_802.11an HT20_CH52_orientation B/Area Scan (41x81x1): Measurement grid: dx=15mm, dy=15mm

Maximum value of SAR (interpolated) = 0.693 mW/g





Ant 0+1_802.11an HT20_CH52_orientation C

Date/Time: 4/14/2009 11:47:08 AM

Test Laboratory: Electronics Testing Center, Taiwan

DUT: USB dongle; Type: WNDA3100V2; Serial: N/A

Communication System: IEEE 802.11a; Frequency: 5260 MHz; Duty Cycle: 1:1
Medium parameters used: $f = 5260$ MHz; $\sigma = 5.27$ mho/m; $\epsilon_r = 49.1$; $\rho = 1000$ kg/m³
Air temperature: 20 degC; Liquid temperature: 21.5 degC;
Phantom section: Flat Section

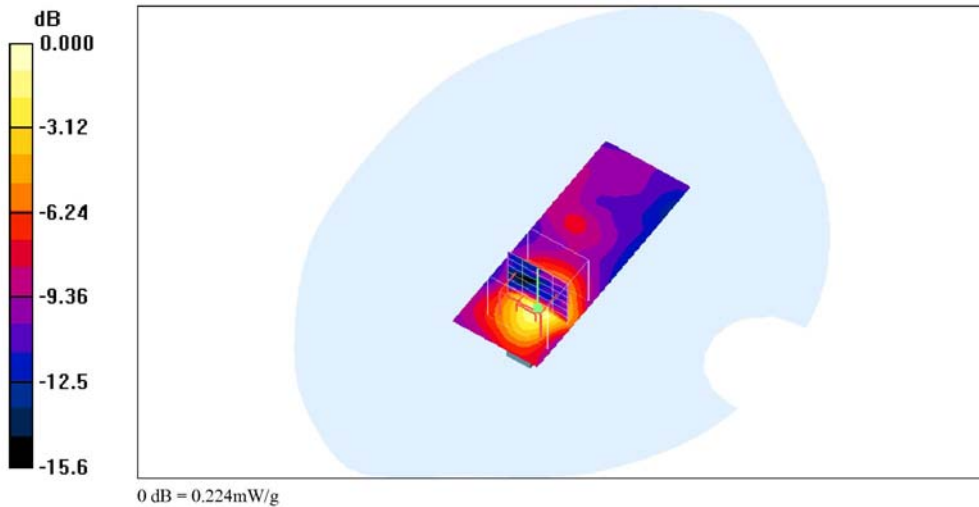
DASY4 Configuration:
- Probe: EX3DV4 - SN3555; ConvF(4.08, 4.08, 4.08); Calibrated: 9/19/2008
- Sensor-Surface: 4mm (Mechanical Surface Detection)
- Electronics: DAE4 Sn629; Calibrated: 9/23/2008
- Phantom: SAM 12-2; Type: SAM4.0; Serial: TP-1347
- Measurement SW: DASY4, V4.6 Build 23; Postprocessing SW: SEMCAD, V1.8 Build 160

Ant 0+1_802.11an HT20_CH52_orientation C/Zoom Scan (5x5x7)/Cube 0: Measurement grid: dx=8mm, dy=8mm, dz=5mm
Reference Value = 3.41 V/m; Power Drift = 0.023 dB
Peak SAR (extrapolated) = 0.579 W/kg
SAR(1 g) = 0.183 mW/g; SAR(10 g) = 0.072 mW/g

Info: Interpolated medium parameters used for SAR evaluation.
Maximum value of SAR (measured) = 0.224 mW/g

Ant 0+1_802.11an HT20_CH52_orientation C/Area Scan (31x81x1): Measurement grid: dx=15mm, dy=15mm

Info: Interpolated medium parameters used for SAR evaluation.
Maximum value of SAR (interpolated) = 0.177 mW/g





Ant 0+1_802.11an HT20_CH52_orientation D

Date/Time: 4/14/2009 3:44:13 PM

Test Laboratory: Electronics Testing Center, Taiwan

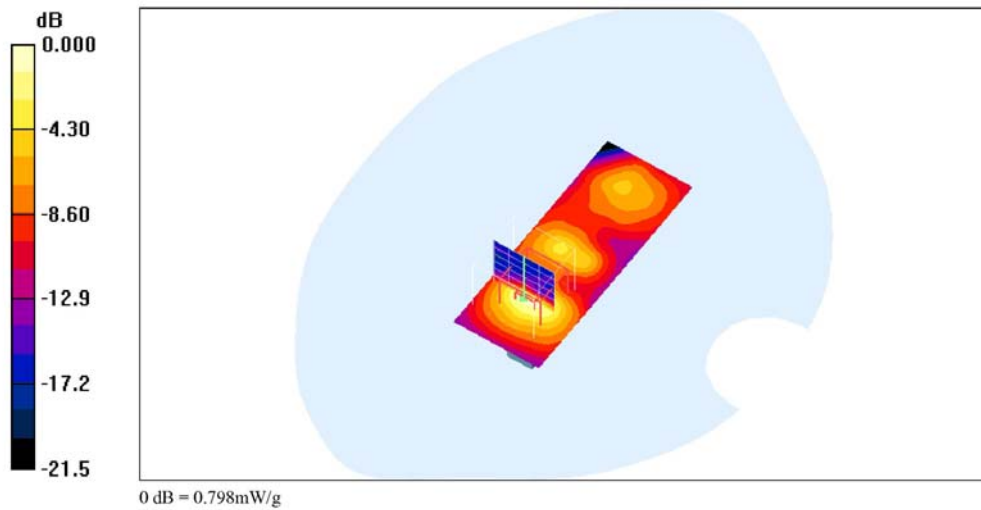
DUT: USB dongle; Type: WND3100V2; Serial: N/A

Communication System: IEEE 802.11a; Frequency: 5260 MHz; Duty Cycle: 1:1
Medium parameters used: $f = 5260$ MHz; $\sigma = 5.27$ mho/m; $\epsilon_r = 49.1$; $\rho = 1000$ kg/m³
Air temperature: 20 degC; Liquid temperature: 21.5 degC;
Phantom section: Flat Section

DASY4 Configuration:
- Probe: EX3DV4 - SN3555; ConvF(4.08, 4.08, 4.08); Calibrated: 9/19/2008
- Sensor-Surface: 4mm (Mechanical Surface Detection)
- Electronics: DAE4 Sn629; Calibrated: 9/23/2008
- Phantom: SAM 12-2; Type: SAM4.0; Serial: TP-1347
- Measurement SW: DASY4, V4.6 Build 23; Postprocessing SW: SEMCAD, V1.8 Build 160

Ant 0+1_802.11an HT20_CH52_orientation D/Area Scan (31x81x1): Measurement grid: dx=15mm, dy=15mm
Maximum value of SAR (interpolated) = 0.668 mW/g

Ant 0+1_802.11an HT20_CH52_orientation D/Zoom Scan (5x5x7)/Cube 0: Measurement grid: dx=8mm, dy=8mm, dz=5mm
Reference Value = 7.63 V/m; Power Drift = 0.047 dB
Peak SAR (extrapolated) = 1.92 W/kg
SAR(1 g) = 0.695 mW/g; SAR(10 g) = 0.253 mW/g
Maximum value of SAR (measured) = 0.798 mW/g





Ant 0+1_802.11an HT20_CH60_orientation A

Date/Time: 5/23/2009 1:24:10 PM

Test Laboratory: Electronics Testing Center, Taiwan

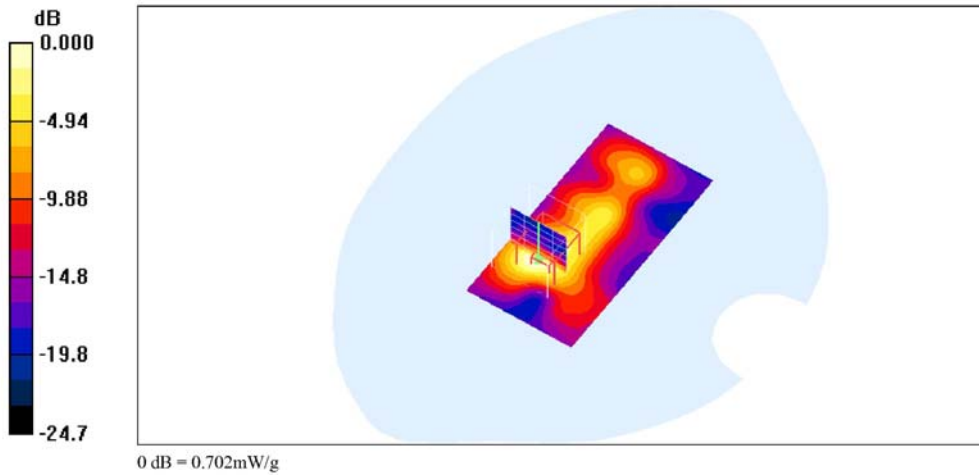
DUT: USB dongle; Type: WNDA3100V2; Serial: N/A

Communication System: IEEE 802.11a; Frequency: 5300 MHz; Duty Cycle: 1:1
Medium parameters used: $f = 5300$ MHz; $\sigma = 5.33$ mho/m; $\epsilon_r = 49$; $\rho = 1000$ kg/m³
Air temperature: 22 degC; Liquid temperature: 22.5 degC;
Phantom section: Flat Section

DASY4 Configuration:
- Probe: EX3DV4 - SN3555; ConvF(4.08, 4.08, 4.08); Calibrated: 9/19/2008
- Sensor-Surface: 4mm (Mechanical Surface Detection)
- Electronics: DAE4 Sn629; Calibrated: 9/23/2008
- Phantom: SAM 12-2; Type: SAM4.0; Serial: TP-1347
- Measurement SW: DASY4, V4.6 Build 23; Postprocessing SW: SEMCAD, V1.8 Build 160

Ant 0+1_802.11an HT20_CH60_orientation A/Area Scan (41x81x1): Measurement grid: dx=15mm, dy=15mm
Maximum value of SAR (interpolated) = 0.696 mW/g

Ant 0+1_802.11an HT20_CH60_orientation A/Zoom Scan (5x5x7)/Cube 0: Measurement grid: dx=8mm, dy=8mm, dz=5mm
Reference Value = 6.97 V/m; Power Drift = 0.126 dB
Peak SAR (extrapolated) = 3.33 W/kg
SAR(1 g) = 0.732 mW/g; SAR(10 g) = 0.225 mW/g
Maximum value of SAR (measured) = 0.702 mW/g





Ant 0+1_802.11an HT20_CH60_orientation B

Date/Time: 5/23/2009 6:56:13 PM

Test Laboratory: Electronics Testing Center, Taiwan

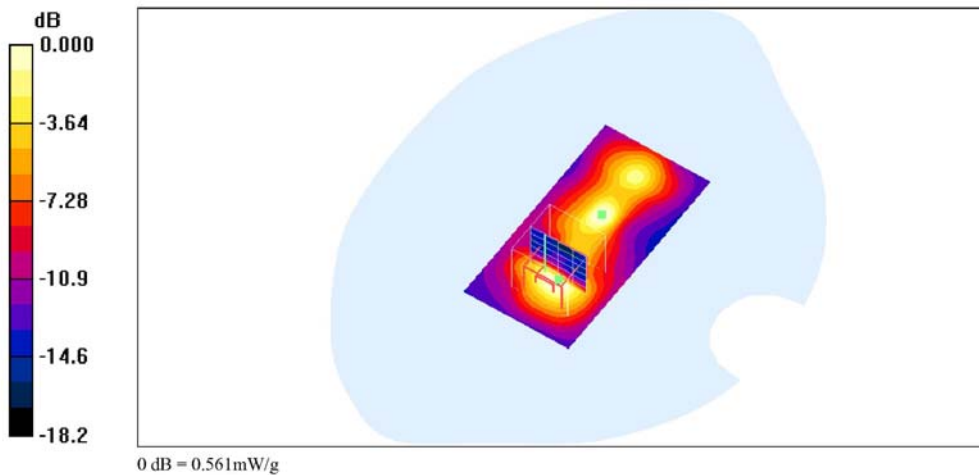
DUT: USB dongle; Type: WNDA3100V2; Serial: N/A

Communication System: IEEE 802.11a; Frequency: 5300 MHz; Duty Cycle: 1:1
Medium parameters used: $f = 5300$ MHz; $\sigma = 5.33$ mho/m; $\epsilon_r = 49$; $\rho = 1000$ kg/m³
Air temperature: 22 degC; Liquid temperature: 22.5 degC;
Phantom section: Flat Section

DASY4 Configuration:
- Probe: EX3DV4 - SN3555; ConvF(4.08, 4.08, 4.08); Calibrated: 9/19/2008
- Sensor-Surface: 4mm (Mechanical Surface Detection)
- Electronics: DAE4 Sn629; Calibrated: 9/23/2008
- Phantom: SAM 12-2; Type: SAM4.0; Serial: TP-1347
- Measurement SW: DASY4, V4.6 Build 23; Postprocessing SW: SEMCAD, V1.8 Build 160

Ant 0+1_802.11an HT20_CH60_orientation B/Zoom Scan (5x5x7)/Cube 0: Measurement grid: dx=8mm, dy=8mm, dz=5mm
Reference Value = 6.74 V/m; Power Drift = 0.169 dB
Peak SAR (extrapolated) = 3.41 W/kg
SAR(1 g) = 0.654 mW/g; SAR(10 g) = 0.227 mW/g
Maximum value of SAR (measured) = 0.561 mW/g

Ant 0+1_802.11an HT20_CH60_orientation B/Area Scan (41x81x1): Measurement grid: dx=15mm, dy=15mm
Maximum value of SAR (interpolated) = 0.627 mW/g





Ant 0+1_802.11an HT20_CH60_orientation C

Date/Time: 5/24/2009 1:15:08 PM

Test Laboratory: Electronics Testing Center, Taiwan

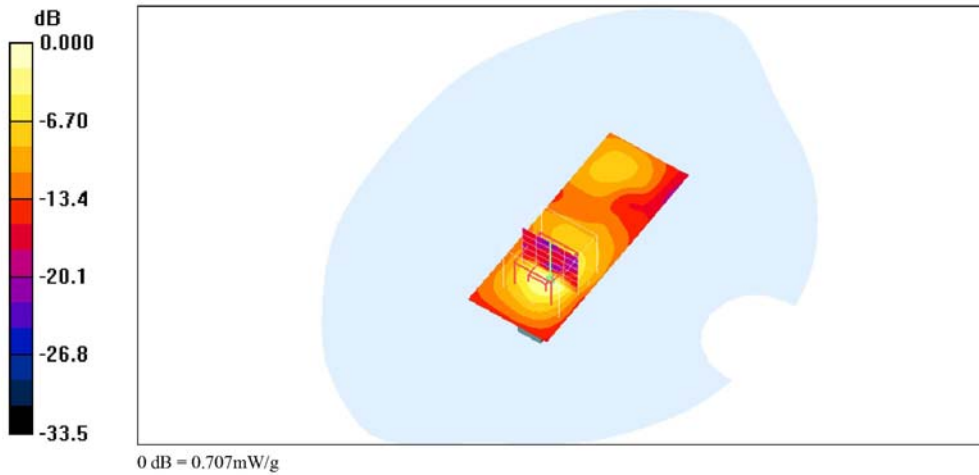
DUT: USB dongle; Type: WNDA3100V2; Serial: N/A

Communication System: IEEE 802.11a; Frequency: 5300 MHz; Duty Cycle: 1:1
Medium parameters used: $f = 5300$ MHz; $\sigma = 5.33$ mho/m; $\epsilon_r = 49$; $\rho = 1000$ kg/m³
Air temperature: 21 degC; Liquid temperature: 22.3 degC;
Phantom section: Flat Section

DASY4 Configuration:
- Probe: EX3DV4 - SN3555; ConvF(4.08, 4.08, 4.08); Calibrated: 9/19/2008
- Sensor-Surface: 4mm (Mechanical Surface Detection)
- Electronics: DAE4 Sn629; Calibrated: 9/23/2008
- Phantom: SAM 12-2; Type: SAM4.0; Serial: TP-1347
- Measurement SW: DASY4, V4.6 Build 23; Postprocessing SW: SEMCAD, V1.8 Build 160

Ant 0+1_802.11an HT20_CH60_orientation C/Area Scan (31x81x1): Measurement grid: dx=15mm, dy=15mm
Maximum value of SAR (interpolated) = 0.503 mW/g

Ant 0+1_802.11an HT20_CH60_orientation C/Zoom Scan (5x5x7)/Cube 0: Measurement grid: dx=8mm, dy=8mm, dz=5mm
Reference Value = 5.78 V/m; Power Drift = 0.157 dB
Peak SAR (extrapolated) = 2.53 W/kg
SAR(1 g) = 0.640 mW/g; SAR(10 g) = 0.205 mW/g
Maximum value of SAR (measured) = 0.707 mW/g





Ant 0+1_802.11an HT20_CH60_orientation D

Date/Time: 5/24/2009 8:26:08 PM

Test Laboratory: Electronics Testing Center, Taiwan

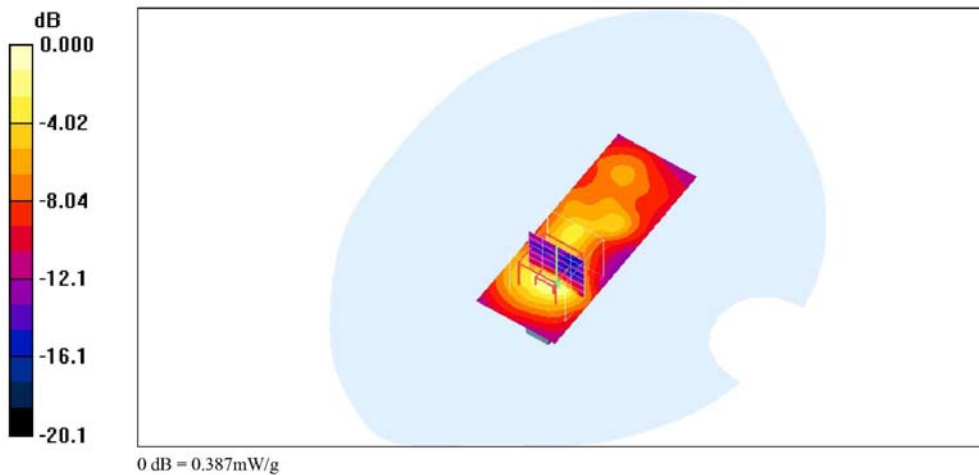
DUT: USB dongle; Type: WNDA3100V2; Serial: N/A

Communication System: IEEE 802.11a; Frequency: 5300 MHz; Duty Cycle: 1:1
Medium parameters used: $f = 5300$ MHz; $\sigma = 5.33$ mho/m; $\epsilon_r = 49$; $\rho = 1000$ kg/m³
Air temperature: 21 degC; Liquid temperature: 22.3 degC;
Phantom section: Flat Section

DASY4 Configuration:
- Probe: EX3DV4 - SN3555; ConvF(4.08, 4.08, 4.08); Calibrated: 9/19/2008
- Sensor-Surface: 4mm (Mechanical Surface Detection)
- Electronics: DAE4 Sn629; Calibrated: 9/23/2008
- Phantom: SAM 12-2; Type: SAM4.0; Serial: TP-1347
- Measurement SW: DASY4, V4.6 Build 23; Postprocessing SW: SEMCAD, V1.8 Build 160

Ant 0+1_802.11an HT20_CH60_orientation D/Area Scan (31x81x1): Measurement grid: dx=15mm, dy=15mm
Maximum value of SAR (interpolated) = 0.323 mW/g

Ant 0+1_802.11an HT20_CH60_orientation D/Zoom Scan (5x5x7)/Cube 0: Measurement grid: dx=8mm, dy=8mm, dz=5mm
Reference Value = 4.75 V/m; Power Drift = 0.162 dB
Peak SAR (extrapolated) = 0.891 W/kg
SAR(1 g) = 0.316 mW/g; SAR(10 g) = 0.121 mW/g
Maximum value of SAR (measured) = 0.387 mW/g





Ant 0+1_802.11an HT20_CH104_orientation A

Date/Time: 5/23/2009 1:42:20 PM

Test Laboratory: Electronics Testing Center, Taiwan

DUT: USB dongle; Type: WNDA3100V2; Serial: N/A

Communication System: IEEE 802.11a; Frequency: 5520 MHz; Duty Cycle: 1:1
Medium parameters used: $f = 5520$ MHz; $\sigma = 5.66$ mho/m; $\epsilon_r = 48.6$; $\rho = 1000$ kg/m³
Air temperature: 22 degC; Liquid temperature: 22.5 degC;
Phantom section: Flat Section

DASY4 Configuration:

- Probe: EX3DV4 - SN3555; ConvF(3.86, 3.86, 3.86); Calibrated: 9/19/2008
- Sensor-Surface: 4mm (Mechanical Surface Detection)
- Electronics: DAE4 Sn629; Calibrated: 9/23/2008
- Phantom: SAM 12-2; Type: SAM4.0; Serial: TP-1347
- Measurement SW: DASY4, V4.6 Build 23; Postprocessing SW: SEMCAD, V1.8 Build 160

Ant 0+1_802.11an HT20_CH104_orientation A/Zoom Scan (5x5x7)/Cube 0: Measurement grid: dx=8mm, dy=8mm, dz=5mm

Reference Value = 6.83 V/m; Power Drift = 0.136 dB

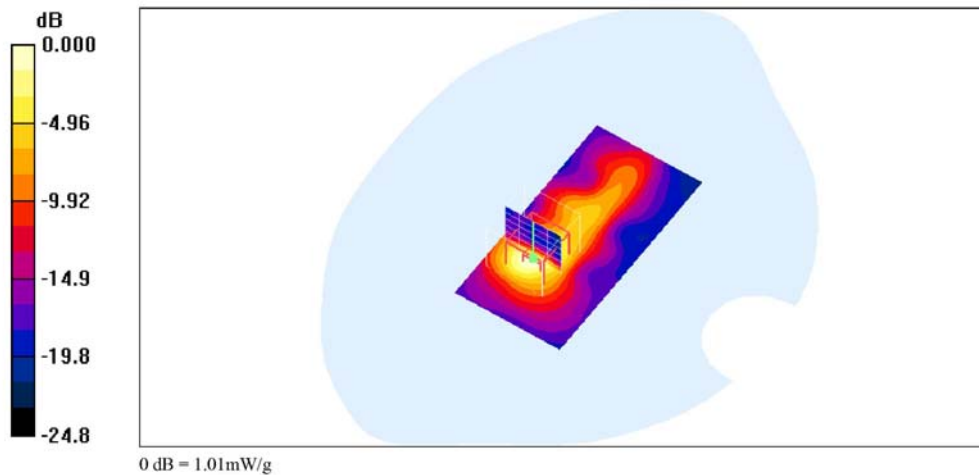
Peak SAR (extrapolated) = 2.39 W/kg

SAR(1 g) = 0.863 mW/g; SAR(10 g) = 0.309 mW/g

Maximum value of SAR (measured) = 1.01 mW/g

Ant 0+1_802.11an HT20_CH104_orientation A/Area Scan (41x81x1): Measurement grid: dx=15mm, dy=15mm

Maximum value of SAR (interpolated) = 0.997 mW/g





Ant 0+1_802.11an HT20_CH104_orientation B

Date/Time: 5/23/2009 7:19:57 PM

Test Laboratory: Electronics Testing Center, Taiwan

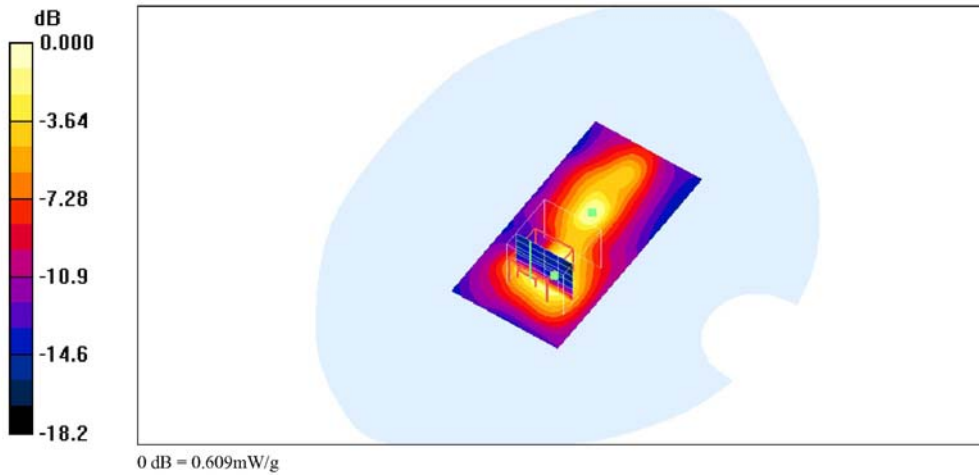
DUT: USB dongle; Type: WNDA3100V2; Serial: N/A

Communication System: IEEE 802.11a; Frequency: 5520 MHz; Duty Cycle: 1:1
Medium parameters used: $f = 5520$ MHz; $\sigma = 5.66$ mho/m; $\epsilon_r = 48.6$; $\rho = 1000$ kg/m³
Air temperature: 22 degC; Liquid temperature: 22.5 degC;
Phantom section: Flat Section

DASY4 Configuration:
- Probe: EX3DV4 - SN3555; ConvF(3.86, 3.86, 3.86); Calibrated: 9/19/2008
- Sensor-Surface: 4mm (Mechanical Surface Detection)
- Electronics: DAE4 Sn629; Calibrated: 9/23/2008
- Phantom: SAM 12-2; Type: SAM4.0; Serial: TP-1347
- Measurement SW: DASY4, V4.6 Build 23; Postprocessing SW: SEMCAD, V1.8 Build 160

Ant 0+1_802.11an HT20_CH104_orientation B/Zoom Scan (5x5x7)/Cube 0: Measurement grid: dx=8mm, dy=8mm, dz=5mm
Reference Value = 6.66 V/m; Power Drift = 0.197 dB
Peak SAR (extrapolated) = 1.34 W/kg
SAR(1 g) = 0.498 mW/g; SAR(10 g) = 0.186 mW/g
Maximum value of SAR (measured) = 0.609 mW/g

Ant 0+1_802.11an HT20_CH104_orientation B/Area Scan (41x81x1): Measurement grid: dx=15mm, dy=15mm
Maximum value of SAR (interpolated) = 0.641 mW/g





Ant 0+1_802.11an HT20_CH104_orientation C

Date/Time: 5/24/2009 1:27:48 PM

Test Laboratory: Electronics Testing Center, Taiwan

DUT: USB dongle; Type: WNDA3100V2; Serial: N/A

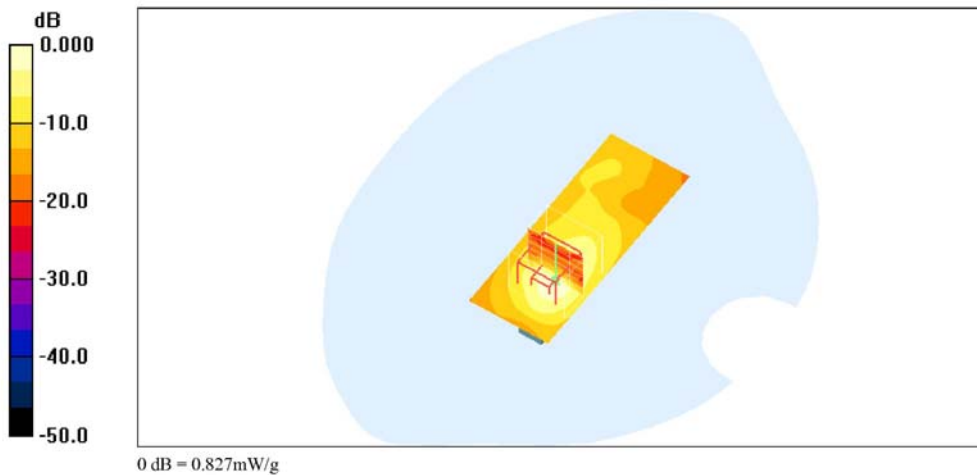
Communication System: IEEE 802.11a; Frequency: 5520 MHz; Duty Cycle: 1:1
Medium parameters used: $f = 5520$ MHz; $\sigma = 5.66$ mho/m; $\epsilon_r = 48.6$; $\rho = 1000$ kg/m³
Air temperature: 21 degC; Liquid temperature: 22.3 degC;
Phantom section: Flat Section

DASY4 Configuration:

- Probe: EX3DV4 - SN3555; ConvF(3.86, 3.86, 3.86); Calibrated: 9/19/2008
- Sensor-Surface: 4mm (Mechanical Surface Detection)
- Electronics: DAE4 Sn629; Calibrated: 9/23/2008
- Phantom: SAM 12-2; Type: SAM4.0; Serial: TP-1347
- Measurement SW: DASY4, V4.6 Build 23; Postprocessing SW: SEMCAD, V1.8 Build 160

Ant 0+1_802.11an HT20_CH104_orientation C/Area Scan (31x81x1): Measurement grid: dx=15mm, dy=15mm
Maximum value of SAR (interpolated) = 0.683 mW/g

Ant 0+1_802.11an HT20_CH104_orientation C/Zoom Scan (5x5x7)/Cube 0: Measurement grid: dx=8mm, dy=8mm, dz=5mm
Reference Value = 6.16 V/m; Power Drift = 0.154 dB
Peak SAR (extrapolated) = 4.53 W/kg
SAR(1 g) = 0.931 mW/g; SAR(10 g) = 0.295 mW/g
Maximum value of SAR (measured) = 0.827 mW/g





Ant 0+1_802.11a HT20_CH104_orientation D

Date/Time: 5/24/2009 8:40:17 PM

Test Laboratory: Electronics Testing Center, Taiwan

DUT: USB dongle; Type: WNDA3100V2; Serial: N/A

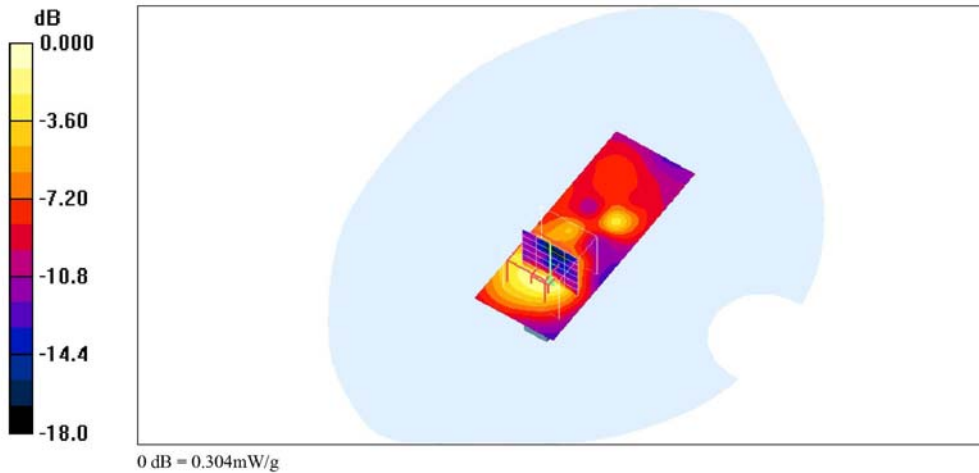
Communication System: IEEE 802.11a; Frequency: 5520 MHz; Duty Cycle: 1:1
Medium parameters used: $f = 5520$ MHz; $\sigma = 5.66$ mho/m; $\epsilon_r = 48.6$; $\rho = 1000$ kg/m³
Air temperature: 21 degC; Liquid temperature: 22.3 degC;
Phantom section: Flat Section

DASY4 Configuration:
- Probe: EX3DV4 - SN3555; ConvF(3.86, 3.86, 3.86); Calibrated: 9/19/2008
- Sensor-Surface: 4mm (Mechanical Surface Detection)
- Electronics: DAE4 Sn629; Calibrated: 9/23/2008
- Phantom: SAM 12-2; Type: SAM4.0; Serial: TP-1347
- Measurement SW: DASY4, V4.6 Build 23; Postprocessing SW: SEMCAD, V1.8 Build 160

Ant 0+1_802.11a HT20_CH104_orientation D/Area Scan (31x81x1): Measurement grid: dx=15mm, dy=15mm
Maximum value of SAR (interpolated) = 0.246 mW/g

Ant 0+1_802.11a HT20_CH104_orientation D/Zoom Scan (5x5x7)/Cube 0: Measurement grid: dx=8mm, dy=8mm, dz=5mm
Reference Value = 3.28 V/m; Power Drift = 0.132 dB
Peak SAR (extrapolated) = 0.688 W/kg
SAR(1 g) = 0.244 mW/g; SAR(10 g) = 0.097 mW/g

Warning: Maximum averaged SAR over 10 g is located on the boundary of the measurement cube. This cube might not incorporate the absolute averaged SAR. Please consider a refinement of the Area Scan measurement.
Maximum value of SAR (measured) = 0.304 mW/g





Ant 0+1_802.11an HT20_CH120_orientation A

Date/Time: 4/13/2009 12:37:25 PM

Test Laboratory: Electronics Testing Center, Taiwan

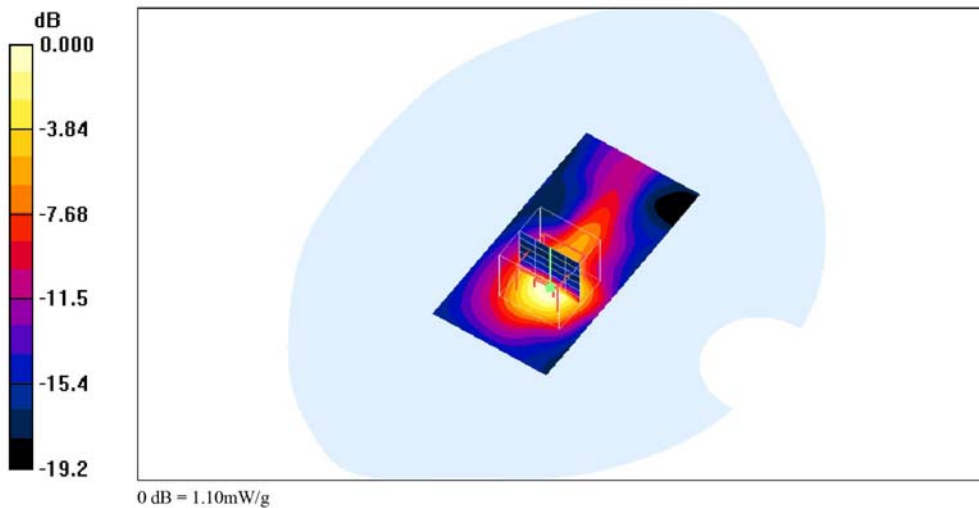
DUT: USB dongle; Type: WNDA3100V2; Serial: N/A

Communication System: IEEE 802.11a; Frequency: 5600 MHz; Duty Cycle: 1:1
Medium parameters used: $f = 5600$ MHz; $\sigma = 5.78$ mho/m; $\epsilon_r = 48.4$; $\rho = 1000$ kg/m³
Air temperature: 20 degC; Liquid temperature: 21.5 degC;
Phantom section: Flat Section

DASY4 Configuration:
- Probe: EX3DV4 - SN3555; ConvF(3.86, 3.86, 3.86); Calibrated: 9/19/2008
- Sensor-Surface: 4mm (Mechanical Surface Detection)
- Electronics: DAE4 Sn629; Calibrated: 9/23/2008
- Phantom: SAM 12-2; Type: SAM4.0; Serial: TP-1347
- Measurement SW: DASY4, V4.6 Build 23; Postprocessing SW: SEMCAD, V1.8 Build 160

Ant 0+1_802.11an HT20_CH120_orientation A/Zoom Scan (5x5x7)/Cube 0: Measurement grid: dx=8mm, dy=8mm, dz=5mm
Reference Value = 7.56 V/m; Power Drift = 0.027 dB
Peak SAR (extrapolated) = 2.79 W/kg
SAR(1 g) = 0.981 mW/g; SAR(10 g) = 0.381 mW/g
Maximum value of SAR (measured) = 1.10 mW/g

Ant 0+1_802.11an HT20_CH120_orientation A/Area Scan (41x81x1): Measurement grid: dx=15mm, dy=15mm
Maximum value of SAR (interpolated) = 1.32 mW/g





Ant 0+1_802.11an HT20_CH120_orientation B

Date/Time: 4/13/2009 6:52:42 PM

Test Laboratory: Electronics Testing Center, Taiwan

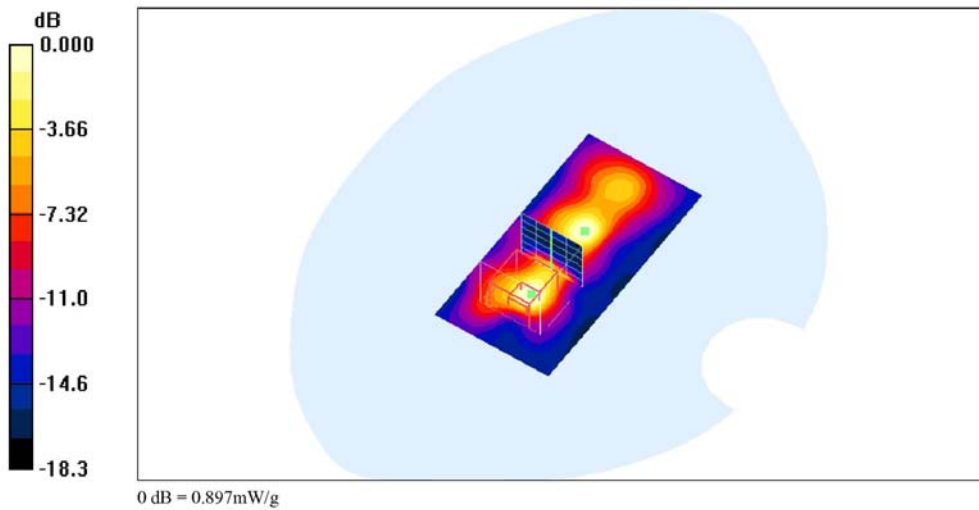
DUT: USB dongle; Type: WNDA3100V2; Serial: N/A

Communication System: IEEE 802.11a; Frequency: 5600 MHz; Duty Cycle: 1:1
Medium parameters used: $f = 5600$ MHz; $\sigma = 5.78$ mho/m; $\epsilon_r = 48.4$; $\rho = 1000$ kg/m³
Air temperature: 20 degC; Liquid temperature: 21.5 degC;
Phantom section: Flat Section

DASY4 Configuration:
- Probe: EX3DV4 - SN3555; ConvF(3.86, 3.86, 3.86); Calibrated: 9/19/2008
- Sensor-Surface: 4mm (Mechanical Surface Detection)
- Electronics: DAE4 Sn629; Calibrated: 9/23/2008
- Phantom: SAM 12-2; Type: SAM4.0; Serial: TP-1347
- Measurement SW: DASY4, V4.6 Build 23; Postprocessing SW: SEMCAD, V1.8 Build 160

Ant 0+1_802.11an HT20_CH120_orientation B/Zoom Scan (5x5x7)/Cube 0: Measurement grid: dx=8mm, dy=8mm, dz=5mm
Reference Value = 6.26 V/m; Power Drift = 0.056 dB
Peak SAR (extrapolated) = 2.29 W/kg
SAR(1 g) = 0.731 mW/g; SAR(10 g) = 0.243 mW/g
Maximum value of SAR (measured) = 0.897 mW/g

Ant 0+1_802.11an HT20_CH120_orientation B/Area Scan (41x81x1): Measurement grid: dx=15mm, dy=15mm
Maximum value of SAR (interpolated) = 1.18 mW/g





Ant 0+1_802.11an HT20_CH120_orientation C

Date/Time: 4/14/2009 12:02:00 PM

Test Laboratory: Electronics Testing Center, Taiwan

DUT: USB dongle; Type: WNDA3100V2; Serial: N/A

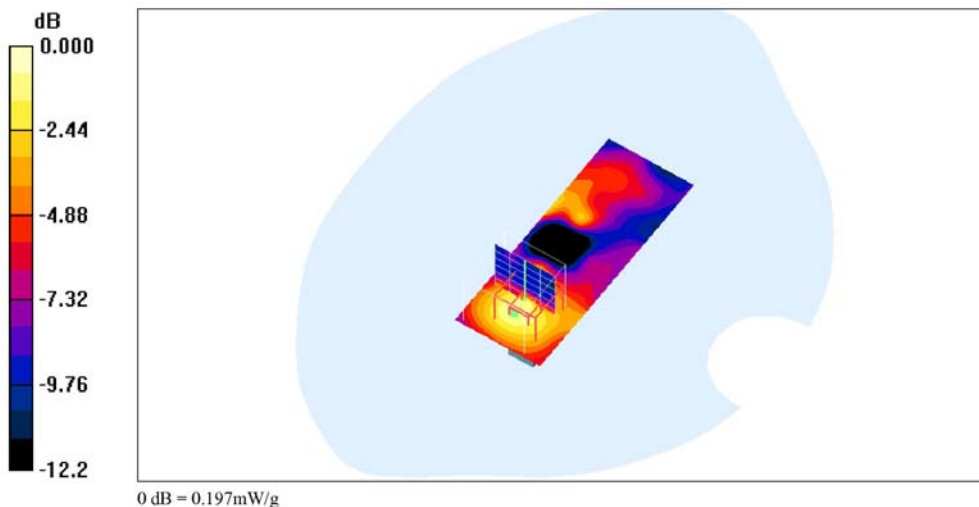
Communication System: IEEE 802.11a; Frequency: 5600 MHz; Duty Cycle: 1:1
Medium parameters used: $f = 5600$ MHz; $\sigma = 5.78$ mho/m; $\epsilon_r = 48.4$; $\rho = 1000$ kg/m³
Air temperature: 20 degC; Liquid temperature: 21.5 degC;
Phantom section: Flat Section

DASY4 Configuration:
- Probe: EX3DV4 - SN3555; ConvF(3.86, 3.86, 3.86); Calibrated: 9/19/2008
- Sensor-Surface: 4mm (Mechanical Surface Detection)
- Electronics: DAE4 Sn629; Calibrated: 9/23/2008
- Phantom: SAM 12-2; Type: SAM4.0; Serial: TP-1347
- Measurement SW: DASY4, V4.6 Build 23; Postprocessing SW: SEMCAD, V1.8 Build 160

Ant 0+1_802.11an HT20_CH120_orientation C/Area Scan (31x81x1): Measurement grid: dx=15mm, dy=15mm
Maximum value of SAR (interpolated) = 0.161 mW/g

Ant 0+1_802.11an HT20_CH120_orientation C/Zoom Scan (5x5x7)/Cube 0: Measurement grid: dx=8mm, dy=8mm, dz=5mm
Reference Value = 2.37 V/m; Power Drift = 0.027 dB
Peak SAR (extrapolated) = 1.17 W/kg
SAR(1 g) = 0.221 mW/g; SAR(10 g) = 0.090 mW/g

Warning: Maximum averaged SAR over 10 g is located on the boundary of the measurement cube. This cube might not incorporate the absolute averaged SAR. Please consider a refinement of the Area Scan measurement.
Maximum value of SAR (measured) = 0.197 mW/g





Ant 0+1_802.11an HT20_CH120_orientation D

Date/Time: 4/14/2009 3:57:32 PM

Test Laboratory: Electronics Testing Center, Taiwan

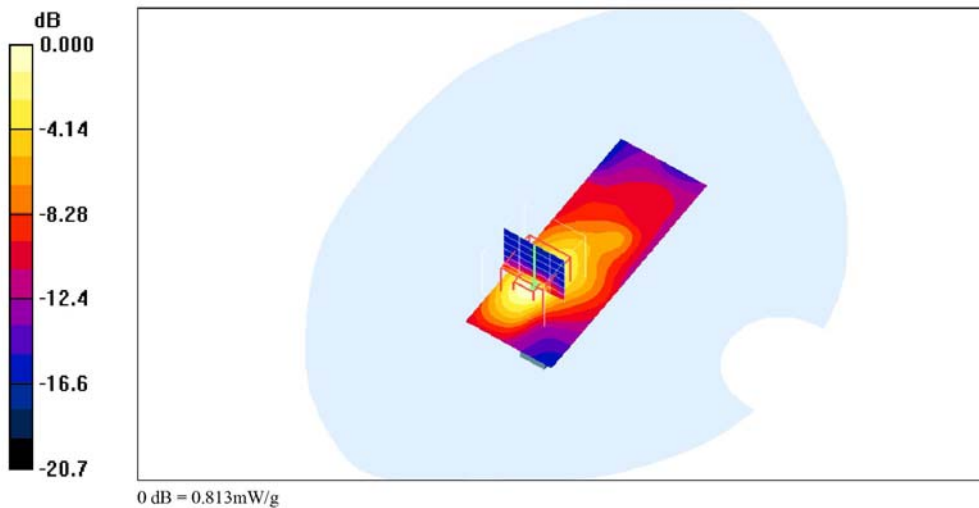
DUT: USB dongle; Type: WNDA3100V2; Serial: N/A

Communication System: IEEE 802.11a; Frequency: 5600 MHz; Duty Cycle: 1:1
Medium parameters used: $f = 5600$ MHz; $\sigma = 5.78$ mho/m; $\epsilon_r = 48.4$; $\rho = 1000$ kg/m³
Air temperature: 20 degC; Liquid temperature: 21.5 degC;
Phantom section: Flat Section

DASY4 Configuration:
- Probe: EX3DV4 - SN3555; ConvF(3.86, 3.86, 3.86); Calibrated: 9/19/2008
- Sensor-Surface: 4mm (Mechanical Surface Detection)
- Electronics: DAE4 Sn629; Calibrated: 9/23/2008
- Phantom: SAM 12-2; Type: SAM4.0; Serial: TP-1347
- Measurement SW: DASY4, V4.6 Build 23; Postprocessing SW: SEMCAD, V1.8 Build 160

Ant 0+1_802.11an HT20_CH120_orientation D/Area Scan (31x81x1): Measurement grid: dx=15mm, dy=15mm
Maximum value of SAR (interpolated) = 0.801 mW/g

Ant 0+1_802.11an HT20_CH120_orientation D/Zoom Scan (5x5x7)/Cube 0: Measurement grid: dx=8mm, dy=8mm, dz=5mm
Reference Value = 5.82 V/m; Power Drift = 0.082 dB
Peak SAR (extrapolated) = 1.71 W/kg
SAR(1 g) = 0.597 mW/g; SAR(10 g) = 0.233 mW/g
Maximum value of SAR (measured) = 0.813 mW/g





Ant 0+1_802.11an HT20_CH140_orientation A

Date/Time: 5/23/2009 1:55:41 PM

Test Laboratory: Electronics Testing Center, Taiwan

DUT: USB dongle; Type: WNDA3100V2; Serial: N/A

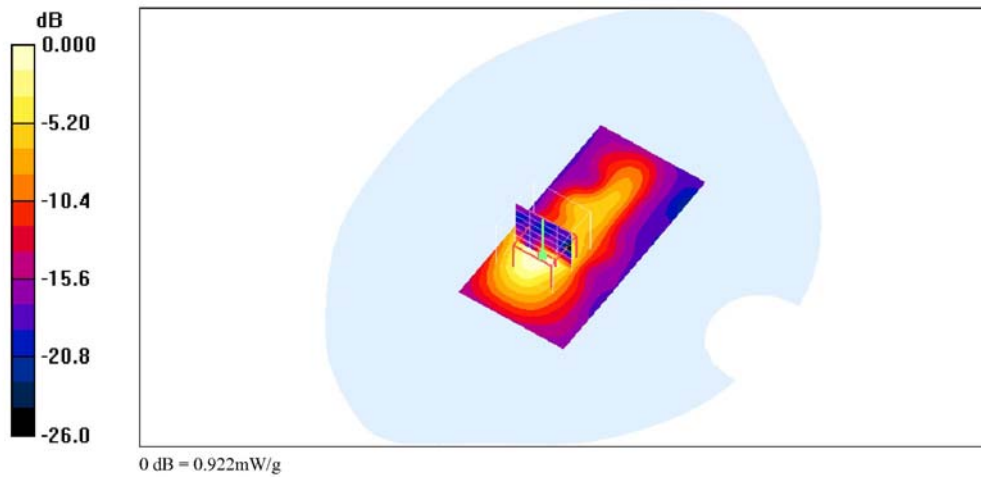
Communication System: IEEE 802.11a; Frequency: 5700 MHz; Duty Cycle: 1:1
Medium parameters used: $f = 5700$ MHz; $\sigma = 5.94$ mho/m; $\epsilon_r = 48.2$; $\rho = 1000$ kg/m³
Air temperature: 22 degC; Liquid temperature: 22.5 degC;
Phantom section: Flat Section

DASY4 Configuration:

- Probe: EX3DV4 - SN3555; ConvF(3.82, 3.82, 3.82); Calibrated: 9/19/2008
- Sensor-Surface: 4mm (Mechanical Surface Detection)
- Electronics: DAE4 Sn629; Calibrated: 9/23/2008
- Phantom: SAM 12-2; Type: SAM4.0; Serial: TP-1347
- Measurement SW: DASY4, V4.6 Build 23; Postprocessing SW: SEMCAD, V1.8 Build 160

Ant 0+1_802.11an HT20_CH140_orientation A/Zoom Scan (5x5x7)/Cube 0: Measurement grid: dx=8mm, dy=8mm, dz=5mm
Reference Value = 5.87 V/m; Power Drift = 0.158 dB
Peak SAR (extrapolated) = 5.62 W/kg
SAR(1 g) = 0.870 mW/g; SAR(10 g) = 0.275 mW/g
Maximum value of SAR (measured) = 0.922 mW/g

Ant 0+1_802.11an HT20_CH140_orientation A/Area Scan (41x81x1): Measurement grid: dx=15mm, dy=15mm
Maximum value of SAR (interpolated) = 1.00 mW/g





Ant 0+1_802.11an HT20_CH140_orientation B

Date/Time: 5/23/2009 7:34:12 PM

Test Laboratory: Electronics Testing Center, Taiwan

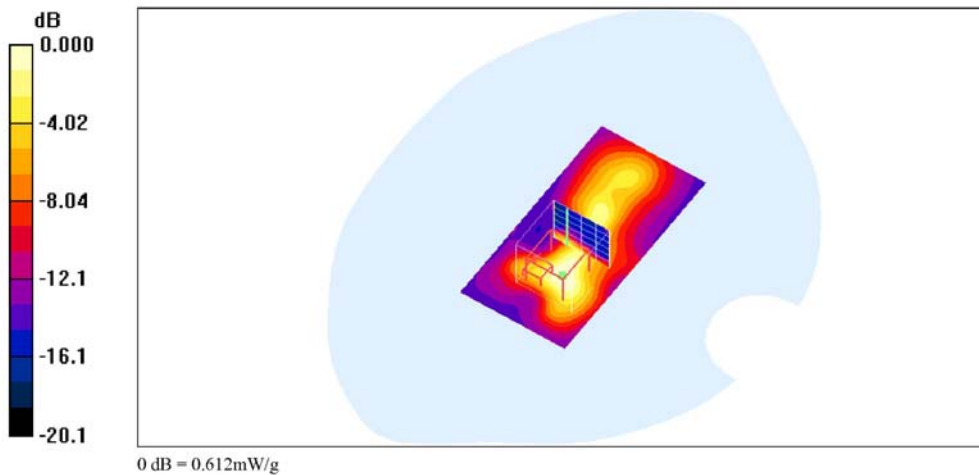
DUT: USB dongle; Type: WNDA3100V2; Serial: N/A

Communication System: IEEE 802.11a; Frequency: 5700 MHz; Duty Cycle: 1:1
Medium parameters used: $f = 5700$ MHz; $\sigma = 5.94$ mho/m; $\epsilon_r = 48.2$; $\rho = 1000$ kg/m³
Air temperature: 22 degC; Liquid temperature: 22.5 degC;
Phantom section: Flat Section

DASY4 Configuration:
- Probe: EX3DV4 - SN3555; ConvF(3.82, 3.82, 3.82); Calibrated: 9/19/2008
- Sensor-Surface: 4mm (Mechanical Surface Detection)
- Electronics: DAE4 Sn629; Calibrated: 9/23/2008
- Phantom: SAM 12-2; Type: SAM4.0; Serial: TP-1347
- Measurement SW: DASY4, V4.6 Build 23; Postprocessing SW: SEMCAD, V1.8 Build 160

Ant 0+1_802.11an HT20_CH140_orientation B/Area Scan (41x81x1): Measurement grid: dx=15mm, dy=15mm
Maximum value of SAR (interpolated) = 0.658 mW/g

Ant 0+1_802.11an HT20_CH140_orientation B/Zoom Scan (5x5x7)/Cube 0: Measurement grid: dx=8mm, dy=8mm, dz=5mm
Reference Value = 6.98 V/m; Power Drift = 0.141 dB
Peak SAR (extrapolated) = 1.32 W/kg
SAR(1 g) = 0.374 mW/g; SAR(10 g) = 0.146 mW/g
Maximum value of SAR (measured) = 0.612 mW/g





Ant 0+1_802.11an HT20_CH140_orientation C

Date/Time: 5/24/2009 1:39:49 PM

Test Laboratory: Electronics Testing Center, Taiwan

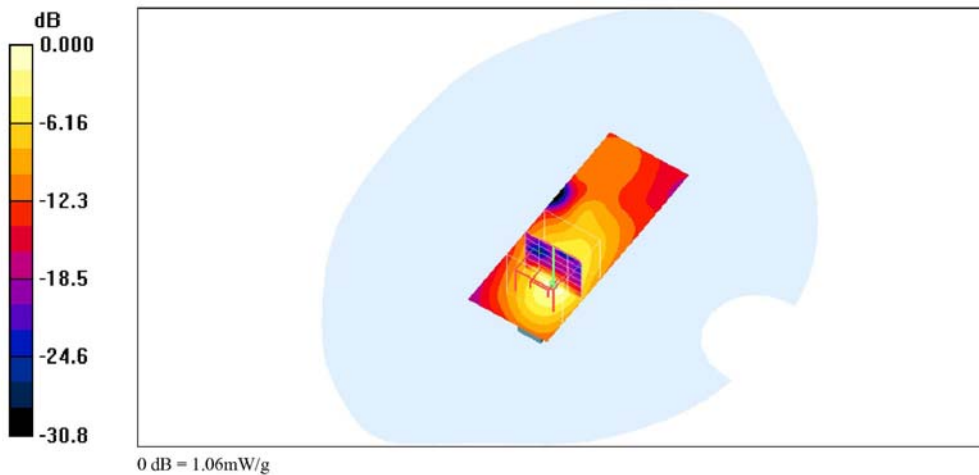
DUT: USB dongle; Type: WNDA3100V2; Serial: N/A

Communication System: IEEE 802.11a; Frequency: 5700 MHz; Duty Cycle: 1:1
Medium parameters used: $f = 5700$ MHz; $\sigma = 5.94$ mho/m; $\epsilon_r = 48.2$; $\rho = 1000$ kg/m³
Air temperature: 21 degC; Liquid temperature: 22.3 degC;
Phantom section: Flat Section

DASY4 Configuration:
- Probe: EX3DV4 - SN3555; ConvF(3.82, 3.82, 3.82); Calibrated: 9/19/2008
- Sensor-Surface: 4mm (Mechanical Surface Detection)
- Electronics: DAE4 Sn629; Calibrated: 9/23/2008
- Phantom: SAM 12-2; Type: SAM4.0; Serial: TP-1347
- Measurement SW: DASY4, V4.6 Build 23; Postprocessing SW: SEMCAD, V1.8 Build 160

Ant 0+1_802.11an HT20_CH140_orientation C/Area Scan (31x81x1): Measurement grid: dx=15mm, dy=15mm
Maximum value of SAR (interpolated) = 0.916 mW/g

Ant 0+1_802.11an HT20_CH140_orientation C/Zoom Scan (5x5x7)/Cube 0: Measurement grid: dx=8mm, dy=8mm, dz=5mm
Reference Value = 7.10 V/m; Power Drift = 0.032 dB
Peak SAR (extrapolated) = 2.67 W/kg
SAR(1 g) = 0.917 mW/g; SAR(10 g) = 0.297 mW/g
Maximum value of SAR (measured) = 1.06 mW/g





Ant 0+1_802.11an HT20_CH140_orientation D

Date/Time: 5/24/2009 8:56:06 PM

Test Laboratory: Electronics Testing Center, Taiwan

DUT: USB dongle; Type: WNDA3100V2; Serial: N/A

Communication System: IEEE 802.11a; Frequency: 5700 MHz; Duty Cycle: 1:1
Medium parameters used: $f = 5700$ MHz; $\sigma = 5.94$ mho/m; $\epsilon_r = 48.2$; $\rho = 1000$ kg/m³
Air temperature: 21 degC; Liquid temperature: 22.3 degC;
Phantom section: Flat Section

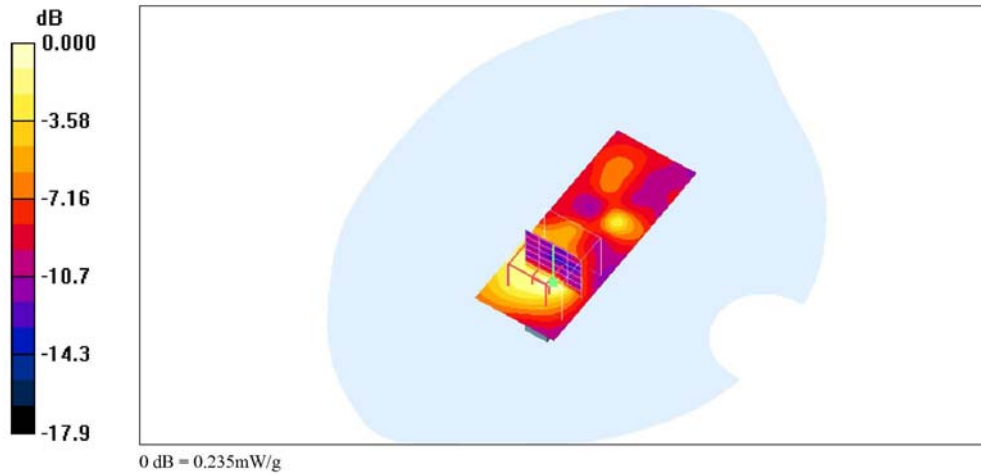
DASY4 Configuration:

- Probe: EX3DV4 - SN3555; ConvF(3.82, 3.82, 3.82); Calibrated: 9/19/2008
- Sensor-Surface: 4mm (Mechanical Surface Detection)
- Electronics: DAE4 Sn629; Calibrated: 9/23/2008
- Phantom: SAM 12-2; Type: SAM4.0; Serial: TP-1347
- Measurement SW: DASY4, V4.6 Build 23; Postprocessing SW: SEMCAD, V1.8 Build 160

Ant 0+1_802.11an HT20_CH140_orientation D/Zoom Scan (5x5x7)/Cube 0: Measurement grid: dx=8mm, dy=8mm, dz=5mm
Reference Value = 2.70 V/m; Power Drift = 0.065 dB
Peak SAR (extrapolated) = 0.539 W/kg
SAR(1 g) = 0.191 mW/g; SAR(10 g) = 0.081 mW/g

Warning: Maximum averaged SAR over 10 g is located on the boundary of the measurement cube. This cube might not incorporate the absolute averaged SAR. Please consider a refinement of the Area Scan measurement.
Maximum value of SAR (measured) = 0.235 mW/g

Ant 0+1_802.11an HT20_CH140_orientation D/Area Scan (31x81x1): Measurement grid: dx=15mm, dy=15mm
Maximum value of SAR (interpolated) = 0.220 mW/g





Ant 0+1_802.11an HT20_CH149_orientation A

Date/Time: 5/23/2009 2:10:09 PM

Test Laboratory: Electronics Testing Center, Taiwan

DUT: USB dongle; Type: WNDA3100V2; Serial: N/A

Communication System: IEEE 802.11a; Frequency: 5745 MHz; Duty Cycle: 1:1
Medium parameters used (interpolated): $f = 5745$ MHz; $\sigma = 5.99$ mho/m; $\epsilon_r = 48.1$; $\rho = 1000$ kg/m³
Air temperature: 22 degC; Liquid temperature: 22.5 degC;
Phantom section: Flat Section

DASY4 Configuration:
- Probe: EX3DV4 - SN3555; ConvF(3.82, 3.82, 3.82); Calibrated: 9/19/2008
- Sensor-Surface: 4mm (Mechanical Surface Detection)
- Electronics: DAE4 Sn629; Calibrated: 9/23/2008
- Phantom: SAM 12-2; Type: SAM4.0; Serial: TP-1347
- Measurement SW: DASY4, V4.6 Build 23; Postprocessing SW: SEMCAD, V1.8 Build 160

Ant 0+1_802.11an HT20_CH149_orientation A/Zoom Scan (5x5x7)/Cube 0: Measurement grid: dx=8mm, dy=8mm, dz=5mm
Reference Value = 5.83 V/m; Power Drift = 0.123 dB
Peak SAR (extrapolated) = 5.80 W/kg
SAR(1 g) = 0.988 mW/g; SAR(10 g) = 0.354 mW/g

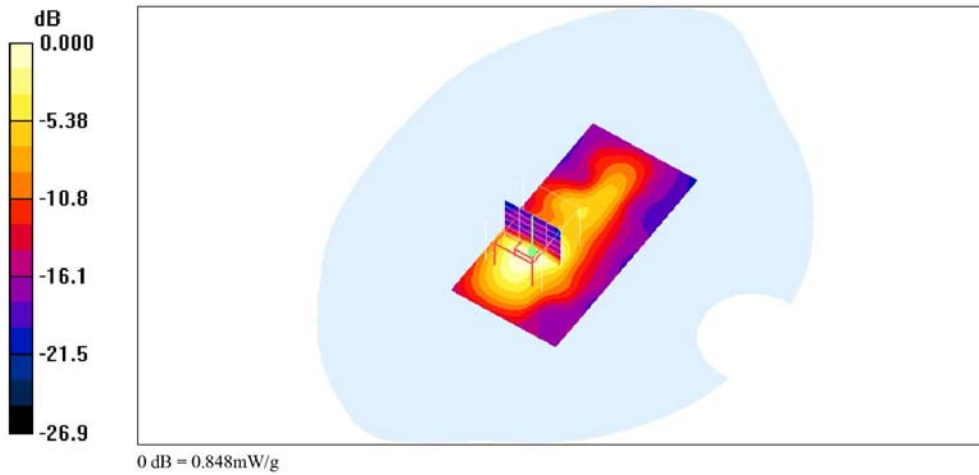
Info: Interpolated medium parameters used for SAR evaluation.

Warning: Maximum averaged SAR over 10 g is located on the boundary of the measurement cube. This cube might not incorporate the absolute averaged SAR. Please consider a refinement of the Area Scan measurement.
Maximum value of SAR (measured) = 0.848 mW/g

Ant 0+1_802.11an HT20_CH149_orientation A/Area Scan (41x81x1): Measurement grid: dx=15mm, dy=15mm

Info: Interpolated medium parameters used for SAR evaluation.

Maximum value of SAR (interpolated) = 1.00 mW/g





Ant 0+1_802.11an HT20_CH149_orientation B

Date/Time: 5/23/2009 7:52:23 PM

Test Laboratory: Electronics Testing Center, Taiwan

DUT: USB dongle; Type: WNDA3100V2; Serial: N/A

Communication System: IEEE 802.11a; Frequency: 5745 MHz; Duty Cycle: 1:1
Medium parameters used (interpolated): $f = 5745$ MHz; $\sigma = 5.99$ mho/m; $\epsilon_r = 48.1$; $\rho = 1000$ kg/m³
Air temperature: 22 degC; Liquid temperature: 22.5 degC;
Phantom section: Flat Section

DASY4 Configuration:
- Probe: EX3DV4 - SN3555; ConvF(3.82, 3.82, 3.82); Calibrated: 9/19/2008
- Sensor-Surface: 4mm (Mechanical Surface Detection)
- Electronics: DAE4 Sn629; Calibrated: 9/23/2008
- Phantom: SAM 12-2; Type: SAM4.0; Serial: TP-1347
- Measurement SW: DASY4, V4.6 Build 23; Postprocessing SW: SEMCAD, V1.8 Build 160

Ant 0+1_802.11an HT20_CH149_orientation B/Zoom Scan (5x5x7)/Cube 0: Measurement grid: dx=8mm, dy=8mm, dz=5mm
Reference Value = 7.30 V/m; Power Drift = 0.184 dB
Peak SAR (extrapolated) = 1.53 W/kg
SAR(1 g) = 0.398 mW/g; SAR(10 g) = 0.143 mW/g

Info: Interpolated medium parameters used for SAR evaluation.

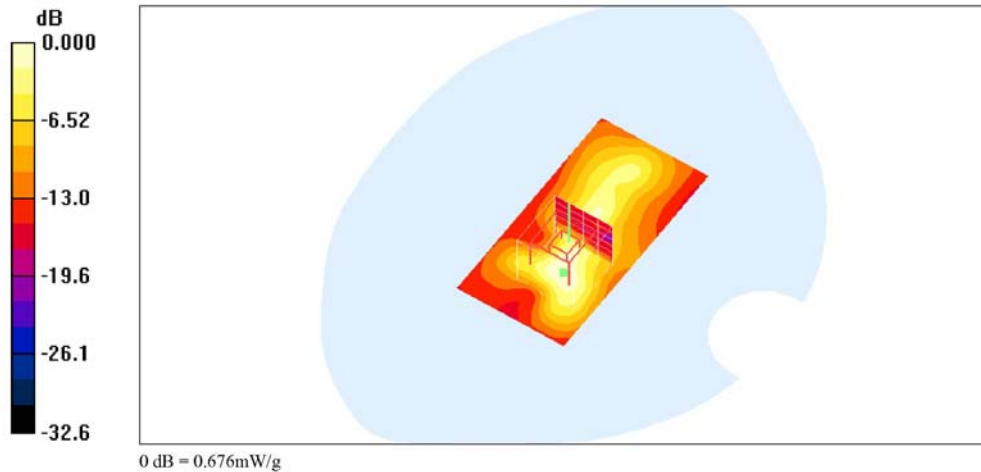
Warning: Maximum averaged SAR over 1 g is located on the boundary of the measurement cube. This cube might not incorporate the absolute averaged SAR. Please consider a refinement of the Area Scan measurement. Maximum averaged SAR over 10 g is located on the boundary of the measurement cube. This cube might not incorporate the absolute averaged SAR. Please consider a refinement of the Area Scan measurement.

Maximum value of SAR (measured) = 0.676 mW/g

Ant 0+1_802.11an HT20_CH149_orientation B/Area Scan (41x81x1): Measurement grid: dx=15mm, dy=15mm

Info: Interpolated medium parameters used for SAR evaluation.

Maximum value of SAR (interpolated) = 0.663 mW/g





Ant 0+1_802.11an HT20_CH149_orientation C

Date/Time: 5/24/2009 1:51:12 PM

Test Laboratory: Electronics Testing Center, Taiwan

DUT: USB dongle; Type: WNDA3100V2; Serial: N/A

Communication System: IEEE 802.11a; Frequency: 5745 MHz; Duty Cycle: 1:1
Medium parameters used (interpolated): $f = 5745$ MHz; $\sigma = 5.99$ mho/m; $\epsilon_r = 48.1$; $\rho = 1000$ kg/m³
Air temperature: 21 degC; Liquid temperature: 22.3 degC;
Phantom section: Flat Section

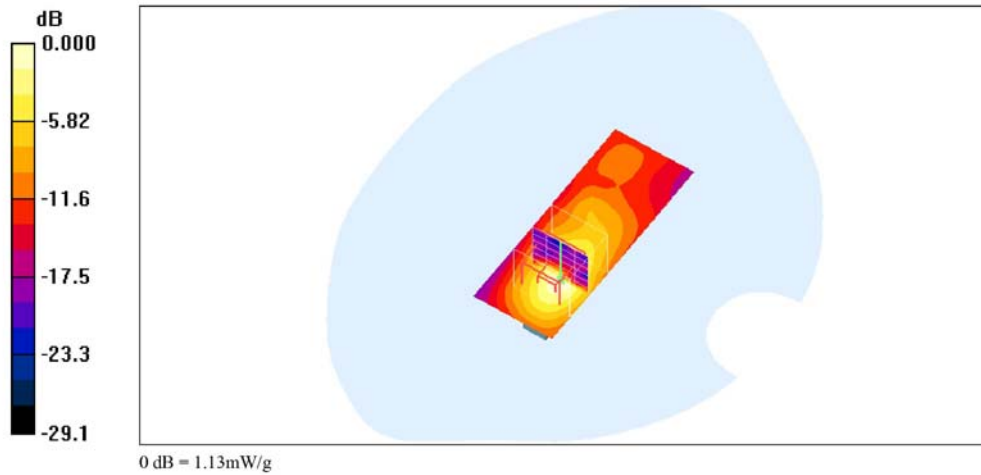
DASY4 Configuration:
- Probe: EX3DV4 - SN3555; ConvF(3.82, 3.82, 3.82); Calibrated: 9/19/2008
- Sensor-Surface: 4mm (Mechanical Surface Detection)
- Electronics: DAE4 Sn629; Calibrated: 9/23/2008
- Phantom: SAM 12-2; Type: SAM4.0; Serial: TP-1347
- Measurement SW: DASY4, V4.6 Build 23; Postprocessing SW: SEMCAD, V1.8 Build 160

Ant 0+1_802.11an HT20_CH149_orientation C/Area Scan (31x81x1): Measurement grid: dx=15mm, dy=15mm

Info: Interpolated medium parameters used for SAR evaluation.
Maximum value of SAR (interpolated) = 1.03 mW/g

Ant 0+1_802.11an HT20_CH149_orientation C/Zoom Scan (5x5x7)/Cube 0: Measurement grid: dx=8mm, dy=8mm, dz=5mm
Reference Value = 7.19 V/m; Power Drift = -0.13dB
Peak SAR (extrapolated) = 3.18 W/kg
SAR(1 g) = 1.07 mW/g; SAR(10 g) = 0.368 mW/g

Info: Interpolated medium parameters used for SAR evaluation.
Maximum value of SAR (measured) = 1.13 mW/g





Ant 0+1_802.11an HT20_CH149_orientation D

Date/Time: 5/24/2009 9:07:01 PM

Test Laboratory: Electronics Testing Center, Taiwan

DUT: USB dongle; Type: WNDA3100V2; Serial: N/A

Communication System: IEEE 802.11a; Frequency: 5745 MHz; Duty Cycle: 1:1
Medium parameters used (interpolated): $f = 5745$ MHz; $\sigma = 5.99$ mho/m; $\epsilon_r = 48.1$; $\rho = 1000$ kg/m³
Air temperature: 21 degC; Liquid temperature: 22.3 degC;
Phantom section: Flat Section

DASY4 Configuration:
- Probe: EX3DV4 - SN3555; ConvF(3.82, 3.82, 3.82); Calibrated: 9/19/2008
- Sensor-Surface: 4mm (Mechanical Surface Detection)
- Electronics: DAE4 Sn629; Calibrated: 9/23/2008
- Phantom: SAM 12-2; Type: SAM4.0; Serial: TP-1347
- Measurement SW: DASY4, V4.6 Build 23; Postprocessing SW: SEMCAD, V1.8 Build 160

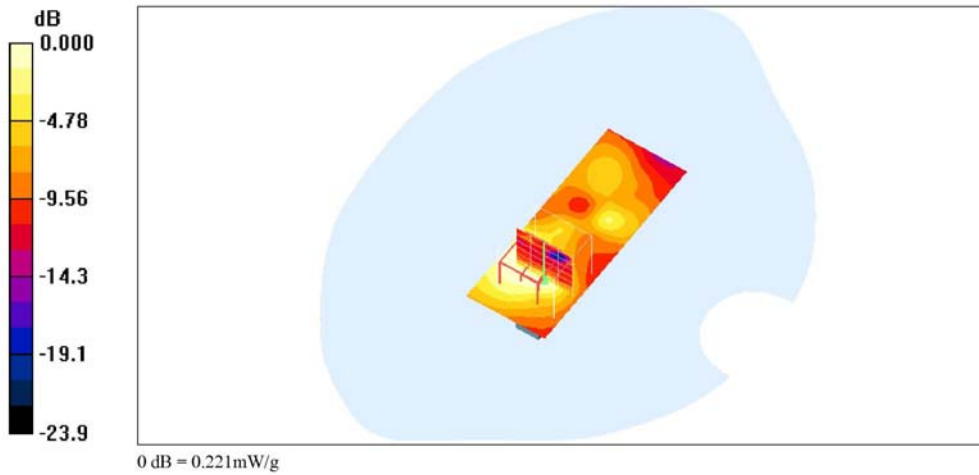
Ant 0+1_802.11an HT20_CH149_orientation D/Area Scan (31x81x1): Measurement grid: dx=15mm, dy=15mm

Info: Interpolated medium parameters used for SAR evaluation.
Maximum value of SAR (interpolated) = 0.197 mW/g

Ant 0+1_802.11an HT20_CH149_orientation D/Zoom Scan (5x5x7)/Cube 0: Measurement grid: dx=8mm, dy=8mm, dz=5mm
Reference Value = 2.60 V/m; Power Drift = 0.031 dB
Peak SAR (extrapolated) = 0.615 W/kg
SAR(1 g) = 0.185 mW/g; SAR(10 g) = 0.081 mW/g

Info: Interpolated medium parameters used for SAR evaluation.

Warning: Maximum averaged SAR over 10 g is located on the boundary of the measurement cube. This cube might not incorporate the absolute averaged SAR. Please consider a refinement of the Area Scan measurement.
Maximum value of SAR (measured) = 0.221 mW/g





Ant 0+1_802.11an HT40_CH38_orientation A

Date/Time: 4/13/2009 1:04:01 PM

Test Laboratory: Electronics Testing Center, Taiwan

DUT: USB dongle; Type: WNDA3100V2; Serial: N/A

Communication System: IEEE 802.11a; Frequency: 5190 MHz; Duty Cycle: 1:1
Medium parameters used (interpolated): $f = 5190$ MHz; $\sigma = 5.17$ mho/m; $\epsilon_r = 49.2$; $\rho = 1000$ kg/m³
Air temperature: 20 degC; Liquid temperature: 21.5 degC;
Phantom section: Flat Section

DASY4 Configuration:
- Probe: EX3DV4 - SN3555; ConvF(4.08, 4.08, 4.08); Calibrated: 9/19/2008
- Sensor-Surface: 4mm (Mechanical Surface Detection)
- Electronics: DAE4 Sn629; Calibrated: 9/23/2008
- Phantom: SAM 12-2; Type: SAM4.0; Serial: TP-1347
- Measurement SW: DASY4, V4.6 Build 23; Postprocessing SW: SEMCAD, V1.8 Build 160

Ant 0+1_802.11an HT40_CH38_orientation A/Zoom Scan (5x5x7)/Cube 0: Measurement grid: dx=8mm, dy=8mm, dz=5mm
Reference Value = 3.33 V/m; Power Drift = 0.061 dB
Peak SAR (extrapolated) = 0.692 W/kg
SAR(1 g) = 0.212 mW/g; SAR(10 g) = 0.093 mW/g

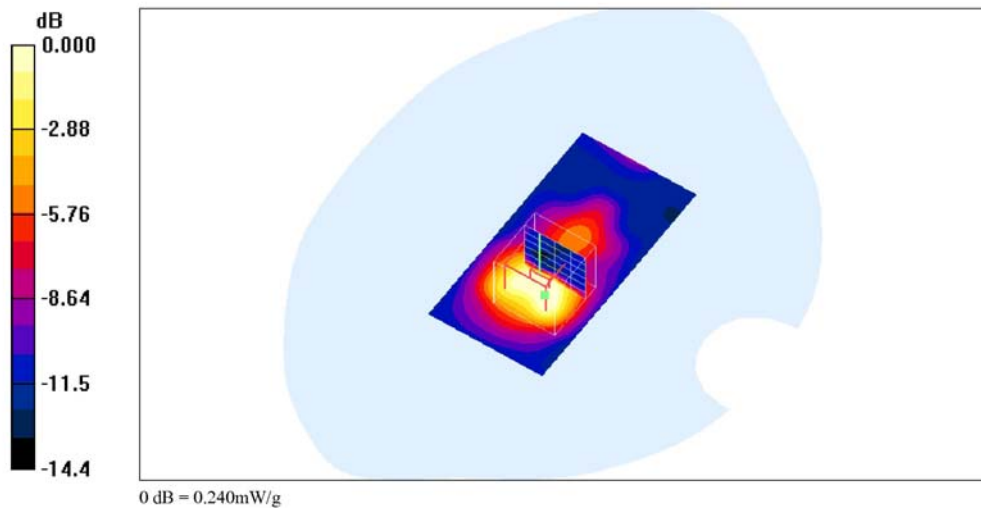
Info: Interpolated medium parameters used for SAR evaluation.

Warning: Maximum averaged SAR over 10 g is located on the boundary of the measurement cube. This cube might not incorporate the absolute averaged SAR. Please consider a refinement of the Area Scan measurement.
Maximum value of SAR (measured) = 0.240 mW/g

Ant 0+1_802.11an HT40_CH38_orientation A/Area Scan (41x81x1): Measurement grid: dx=15mm, dy=15mm

Info: Interpolated medium parameters used for SAR evaluation.

Maximum value of SAR (interpolated) = 0.272 mW/g





Ant 0+1_802.11an HT40_CH38_orientation B

Date/Time: 4/13/2009 7:31:26 PM

Test Laboratory: Electronics Testing Center, Taiwan

DUT: USB dongle; Type: WNDA3100V2; Serial: N/A

Communication System: IEEE 802.11a; Frequency: 5190 MHz; Duty Cycle: 1:1
Medium parameters used (interpolated): $f = 5190$ MHz; $\sigma = 5.17$ mho/m; $\epsilon_r = 49.2$; $\rho = 1000$ kg/m³
Air temperature: 20 degC; Liquid temperature: 21.5 degC;
Phantom section: Flat Section

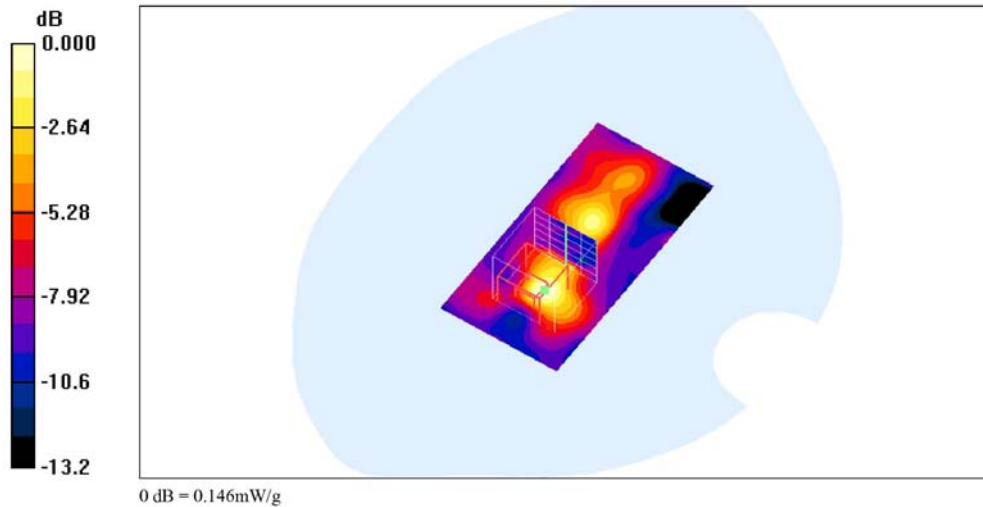
DASY4 Configuration:
- Probe: EX3DV4 - SN3555; ConvF(4.08, 4.08, 4.08); Calibrated: 9/19/2008
- Sensor-Surface: 4mm (Mechanical Surface Detection)
- Electronics: DAE4 Sn629; Calibrated: 9/23/2008
- Phantom: SAM 12-2; Type: SAM4.0; Serial: TP-1347
- Measurement SW: DASY4, V4.6 Build 23; Postprocessing SW: SEMCAD, V1.8 Build 160

Ant 0+1_802.11an HT40_CH38_orientation B/Zoom Scan (5x5x7)/Cube 0: Measurement grid: dx=8mm, dy=8mm, dz=5mm
Reference Value = 3.03 V/m; Power Drift = 0.022 dB
Peak SAR (extrapolated) = 0.365 W/kg
SAR(1 g) = 0.101 mW/g; SAR(10 g) = 0.042 mW/g

Info: Interpolated medium parameters used for SAR evaluation.
Maximum value of SAR (measured) = 0.146 mW/g

Ant 0+1_802.11an HT40_CH38_orientation B/Area Scan (41x81x1): Measurement grid: dx=15mm, dy=15mm

Info: Interpolated medium parameters used for SAR evaluation.
Maximum value of SAR (interpolated) = 0.148 mW/g





Ant 0+1_802.11an HT40_CH38_orientation C

Date/Time: 4/14/2009 12:54:55 PM

Test Laboratory: Electronics Testing Center, Taiwan

DUT: USB dongle; Type: WNDA3100V2; Serial: N/A

Communication System: IEEE 802.11a; Frequency: 5190 MHz; Duty Cycle: 1:1
Medium parameters used (interpolated): $f = 5190$ MHz; $\sigma = 5.17$ mho/m; $\epsilon_r = 49.2$; $\rho = 1000$ kg/m³
Air temperature: 20 degC; Liquid temperature: 21.5 degC;
Phantom section: Flat Section

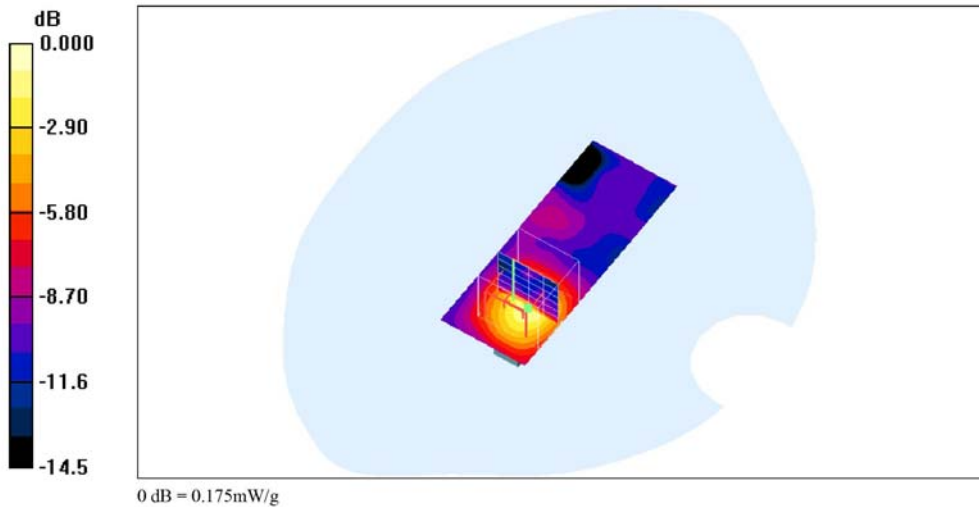
DASY4 Configuration:
- Probe: EX3DV4 - SN3555; ConvF(4.08, 4.08, 4.08); Calibrated: 9/19/2008
- Sensor-Surface: 4mm (Mechanical Surface Detection)
- Electronics: DAE4 Sn629; Calibrated: 9/23/2008
- Phantom: SAM 12-2; Type: SAM4.0; Serial: TP-1347
- Measurement SW: DASY4, V4.6 Build 23; Postprocessing SW: SEMCAD, V1.8 Build 160

Ant 0+1_802.11an HT40_CH38_orientation C/Zoom Scan (5x5x7)/Cube 0: Measurement grid: dx=8mm, dy=8mm, dz=5mm
Reference Value = 2.00 V/m; Power Drift = 0.035 dB
Peak SAR (extrapolated) = 0.445 W/kg
SAR(1 g) = 0.157 mW/g; SAR(10 g) = 0.062 mW/g

Info: Interpolated medium parameters used for SAR evaluation.
Maximum value of SAR (measured) = 0.175 mW/g

Ant 0+1_802.11an HT40_CH38_orientation C/Area Scan (31x81x1): Measurement grid: dx=15mm, dy=15mm

Info: Interpolated medium parameters used for SAR evaluation.
Maximum value of SAR (interpolated) = 0.142 mW/g





Ant 0+1_802.11an HT40_CH38_orientation D

Date/Time: 4/14/2009 4:25:58 PM

Test Laboratory: Electronics Testing Center, Taiwan

DUT: USB dongle; Type: WNDA3100V2; Serial: N/A

Communication System: IEEE 802.11a; Frequency: 5190 MHz; Duty Cycle: 1:1
Medium parameters used (interpolated): $f = 5190$ MHz; $\sigma = 5.17$ mho/m; $\epsilon_r = 49.2$; $\rho = 1000$ kg/m³
Air temperature: 20 degC; Liquid temperature: 21.5 degC;
Phantom section: Flat Section

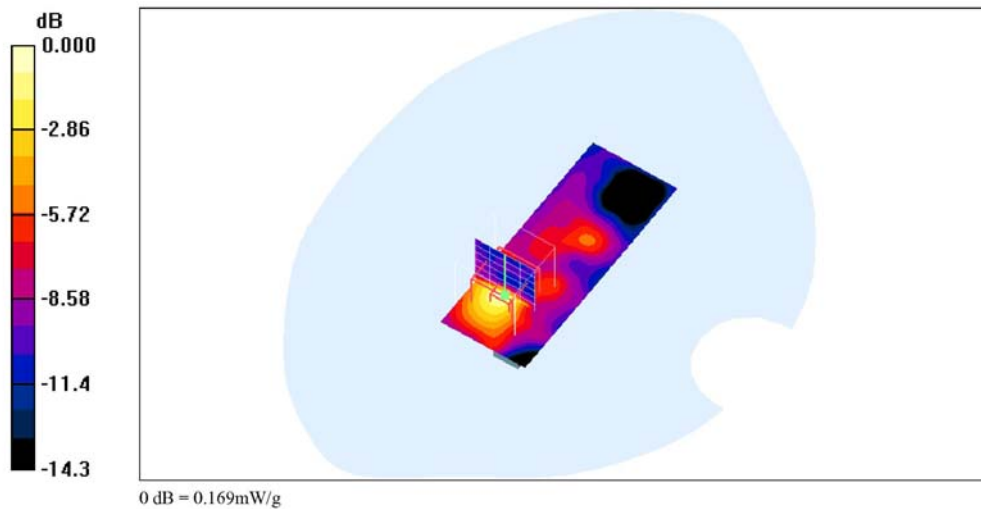
DASY4 Configuration:
- Probe: EX3DV4 - SN3555; ConvF(4.08, 4.08, 4.08); Calibrated: 9/19/2008
- Sensor-Surface: 4mm (Mechanical Surface Detection)
- Electronics: DAE4 Sn629; Calibrated: 9/23/2008
- Phantom: SAM 12-2; Type: SAM4.0; Serial: TP-1347
- Measurement SW: DASY4, V4.6 Build 23; Postprocessing SW: SEMCAD, V1.8 Build 160

Ant 0+1_802.11an HT40_CH38_orientation D/Zoom Scan (5x5x7)/Cube 0: Measurement grid: dx=8mm, dy=8mm, dz=5mm
Reference Value = 1.61 V/m; Power Drift = 0.0 43 dB
Peak SAR (extrapolated) = 0.406 W/kg
SAR(1 g) = 0.144 mW/g; SAR(10 g) = 0.059 mW/g

Info: Interpolated medium parameters used for SAR evaluation.
Maximum value of SAR (measured) = 0.169 mW/g

Ant 0+1_802.11an HT40_CH38_orientation D/Area Scan (31x81x1): Measurement grid: dx=15mm, dy=15mm

Info: Interpolated medium parameters used for SAR evaluation.
Maximum value of SAR (interpolated) = 0.160 mW/g





Ant 0+1_802.11an HT40_CH54_orientation A

Date/Time: 4/13/2009 1:12:42 PM

Test Laboratory: Electronics Testing Center, Taiwan

DUT: USB dongle; Type: WNDA3100V2; Serial: N/A

Communication System: IEEE 802.11a; Frequency: 5270 MHz; Duty Cycle: 1:1
Medium parameters used (interpolated): $f = 5270$ MHz; $\sigma = 5.28$ mho/m; $\epsilon_r = 49.1$; $\rho = 1000$ kg/m³
Air temperature: 20 degC; Liquid temperature: 21.5 degC;
Phantom section: Flat Section

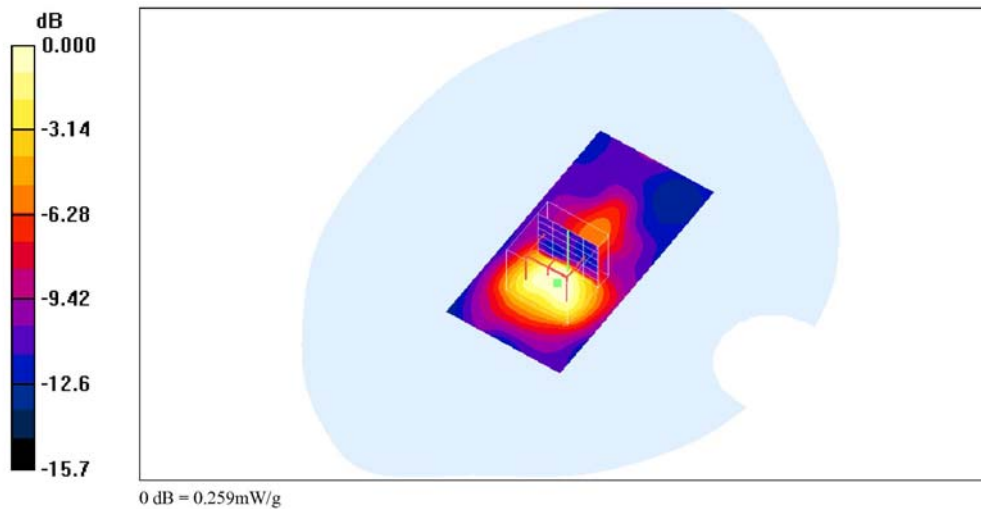
DASY4 Configuration:
- Probe: EX3DV4 - SN3555; ConvF(4.08, 4.08, 4.08); Calibrated: 9/19/2008
- Sensor-Surface: 4mm (Mechanical Surface Detection)
- Electronics: DAE4 Sn629; Calibrated: 9/23/2008
- Phantom: SAM 12-2; Type: SAM4.0; Serial: TP-1347
- Measurement SW: DASY4, V4.6 Build 23; Postprocessing SW: SEMCAD, V1.8 Build 160

Ant 0+1_802.11an HT40_CH54_orientation A/Area Scan (41x81x1): Measurement grid: dx=15mm, dy=15mm

Info: Interpolated medium parameters used for SAR evaluation.
Maximum value of SAR (interpolated) = 0.273 mW/g

Ant 0+1_802.11an HT40_CH54_orientation A/Zoom Scan (5x5x7)/Cube 0: Measurement grid: dx=8mm, dy=8mm, dz=5mm
Reference Value = 3.28 V/m; Power Drift = -0.030 dB
Peak SAR (extrapolated) = 0.728 W/kg
SAR(1 g) = 0.230 mW/g; SAR(10 g) = 0.093 mW/g

Info: Interpolated medium parameters used for SAR evaluation.
Maximum value of SAR (measured) = 0.259 mW/g





Ant 0+1_802.11an HT40_CH54_orientation B

Date/Time: 4/13/2009 7:42:05 PM

Test Laboratory: Electronics Testing Center, Taiwan

DUT: USB dongle; Type: WNDA3100V2; Serial: N/A

Communication System: IEEE 802.11a; Frequency: 5270 MHz; Duty Cycle: 1:1
Medium parameters used (interpolated): $f = 5270$ MHz; $\sigma = 5.28$ mho/m; $\epsilon_r = 49.1$; $\rho = 1000$ kg/m³
Air temperature: 20 degC; Liquid temperature: 21.5 degC;
Phantom section: Flat Section

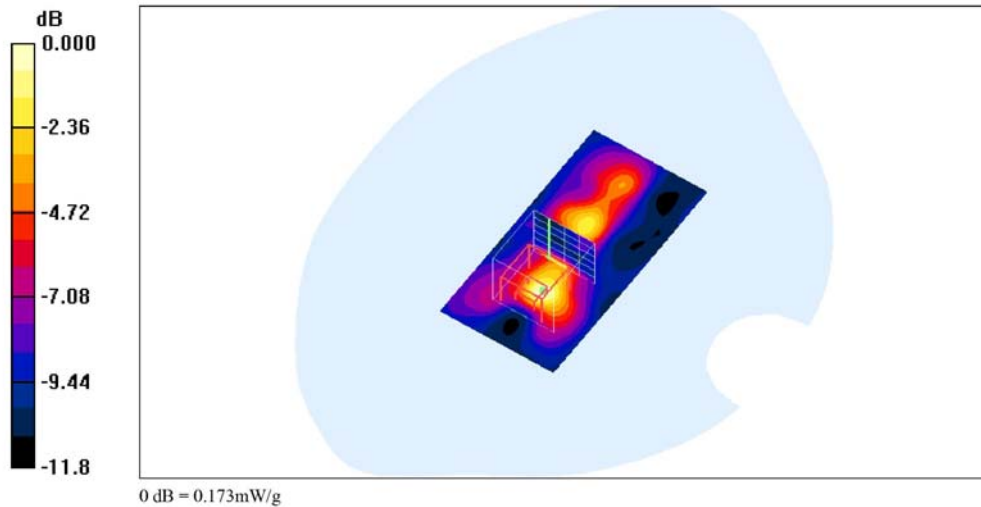
DASY4 Configuration:
- Probe: EX3DV4 - SN3555; ConvF(4.08, 4.08, 4.08); Calibrated: 9/19/2008
- Sensor-Surface: 4mm (Mechanical Surface Detection)
- Electronics: DAE4 Sn629; Calibrated: 9/23/2008
- Phantom: SAM 12-2; Type: SAM4.0; Serial: TP-1347
- Measurement SW: DASY4, V4.6 Build 23; Postprocessing SW: SEMCAD, V1.8 Build 160

Ant 0+1_802.11an HT40_CH54_orientation B/Area Scan (41x81x1): Measurement grid: dx=15mm, dy=15mm

Info: Interpolated medium parameters used for SAR evaluation.
Maximum value of SAR (interpolated) = 0.165 mW/g

Ant 0+1_802.11an HT40_CH54_orientation B/Zoom Scan (5x5x7)/Cube 0: Measurement grid: dx=8mm, dy=8mm, dz=5mm
Reference Value = 3.09 V/m; Power Drift = 0.089 dB
Peak SAR (extrapolated) = 0.426 W/kg
SAR(1 g) = 0.105 mW/g; SAR(10 g) = 0.046 mW/g

Info: Interpolated medium parameters used for SAR evaluation.
Maximum value of SAR (measured) = 0.173 mW/g





Ant 0+1_802.11an HT40_CH54_orientation C

Date/Time: 4/14/2009 1:06:35 PM

Test Laboratory: Electronics Testing Center, Taiwan

DUT: USB dongle; Type: WNDA3100V2; Serial: N/A

Communication System: IEEE 802.11a; Frequency: 5270 MHz; Duty Cycle: 1:1
Medium parameters used (interpolated): $f = 5270$ MHz; $\sigma = 5.28$ mho/m; $\epsilon_r = 49.1$; $\rho = 1000$ kg/m³
Air temperature: 20 degC; Liquid temperature: 21.5 degC;
Phantom section: Flat Section

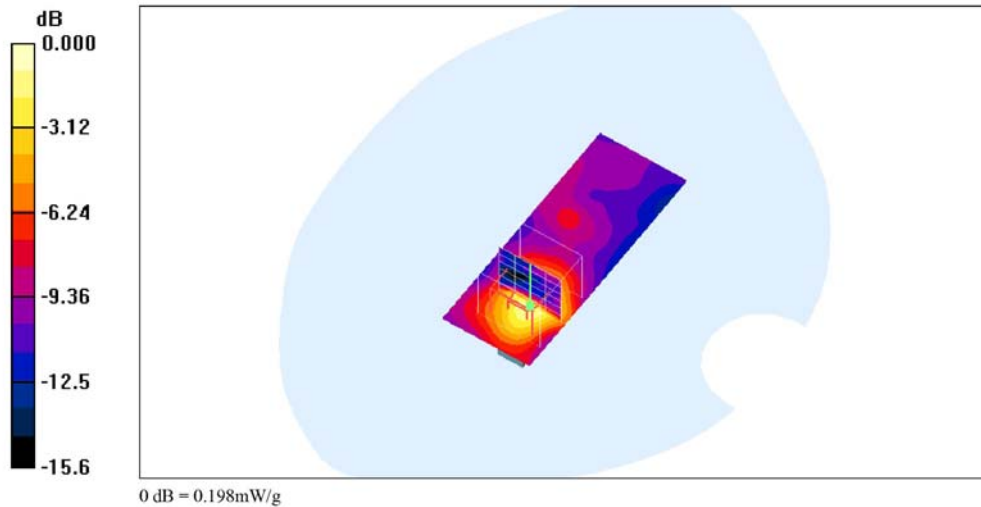
DASY4 Configuration:
- Probe: EX3DV4 - SN3555; ConvF(4.08, 4.08, 4.08); Calibrated: 9/19/2008
- Sensor-Surface: 4mm (Mechanical Surface Detection)
- Electronics: DAE4 Sn629; Calibrated: 9/23/2008
- Phantom: SAM 12-2; Type: SAM4.0; Serial: TP-1347
- Measurement SW: DASY4, V4.6 Build 23; Postprocessing SW: SEMCAD, V1.8 Build 160

Ant 0+1_802.11an HT40_CH54_orientation C/Zoom Scan (5x5x7)/Cube 0: Measurement grid: dx=8mm, dy=8mm, dz=5mm
Reference Value = 2.21 V/m; Power Drift = 0.023 dB
Peak SAR (extrapolated) = 0.480 W/kg
SAR(1 g) = 0.166 mW/g; SAR(10 g) = 0.064 mW/g

Info: Interpolated medium parameters used for SAR evaluation.
Maximum value of SAR (measured) = 0.198 mW/g

Ant 0+1_802.11an HT40_CH54_orientation C/Area Scan (31x81x1): Measurement grid: dx=15mm, dy=15mm

Info: Interpolated medium parameters used for SAR evaluation.
Maximum value of SAR (interpolated) = 0.162 mW/g





Ant 0+1_802.11an HT40_CH54_orientation D

Date/Time: 4/14/2009 4:37:26 PM

Test Laboratory: Electronics Testing Center, Taiwan

DUT: USB dongle; Type: WNDA3100V2; Serial: N/A

Communication System: IEEE 802.11a; Frequency: 5270 MHz; Duty Cycle: 1:1
Medium parameters used (interpolated): $f = 5270$ MHz; $\sigma = 5.28$ mho/m; $\epsilon_r = 49.1$; $\rho = 1000$ kg/m³
Air temperature: 20 degC; Liquid temperature: 21.5 degC;
Phantom section: Flat Section

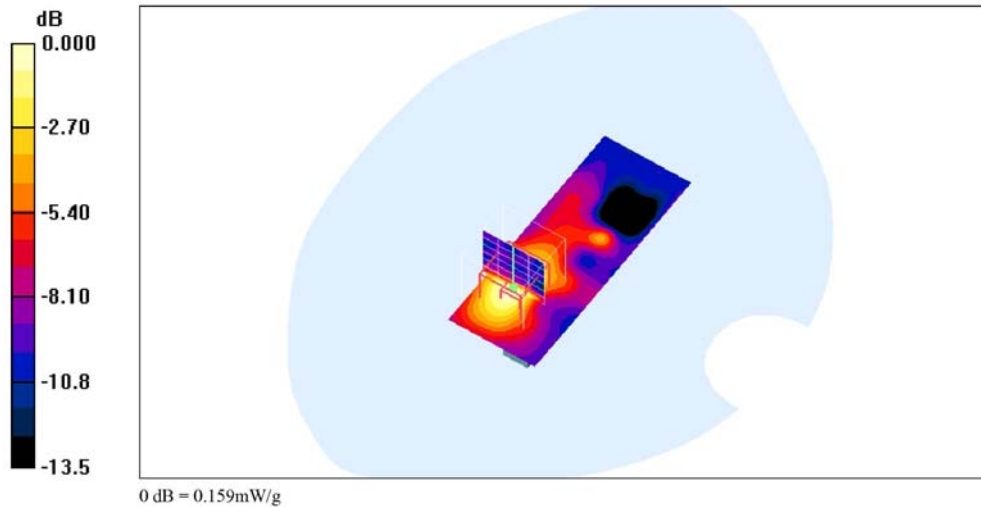
DASY4 Configuration:
- Probe: EX3DV4 - SN3555; ConvF(4.08, 4.08, 4.08); Calibrated: 9/19/2008
- Sensor-Surface: 4mm (Mechanical Surface Detection)
- Electronics: DAE4 Sn629; Calibrated: 9/23/2008
- Phantom: SAM 12-2; Type: SAM4.0; Serial: TP-1347
- Measurement SW: DASY4, V4.6 Build 23; Postprocessing SW: SEMCAD, V1.8 Build 160

Ant 0+1_802.11an HT40_CH54_orientation D/Area Scan (31x81x1): Measurement grid: dx=15mm, dy=15mm

Info: Interpolated medium parameters used for SAR evaluation.
Maximum value of SAR (interpolated) = 0.167 mW/g

Ant 0+1_802.11an HT40_CH54_orientation D/Zoom Scan (5x5x7)/Cube 0: Measurement grid: dx=8mm, dy=8mm, dz=5mm
Reference Value = 1.59 V/m; Power Drift = 0.043 dB
Peak SAR (extrapolated) = 0.434 W/kg
SAR(1 g) = 0.152 mW/g; SAR(10 g) = 0.063 mW/g

Info: Interpolated medium parameters used for SAR evaluation.
Maximum value of SAR (measured) = 0.159 mW/g





Ant 0+1_802.11an HT40_CH118_orientation A

Date/Time: 4/13/2009 1:24:57 PM

Test Laboratory: Electronics Testing Center, Taiwan

DUT: USB dongle; Type: WNDA3100V2; Serial: N/A

Communication System: IEEE 802.11a; Frequency: 5590 MHz; Duty Cycle: 1:1
Medium parameters used (interpolated): $f = 5590$ MHz; $\sigma = 5.77$ mho/m; $\epsilon_r = 48.4$; $\rho = 1000$ kg/m³
Air temperature: 20 degC; Liquid temperature: 21.5 degC;
Phantom section: Flat Section

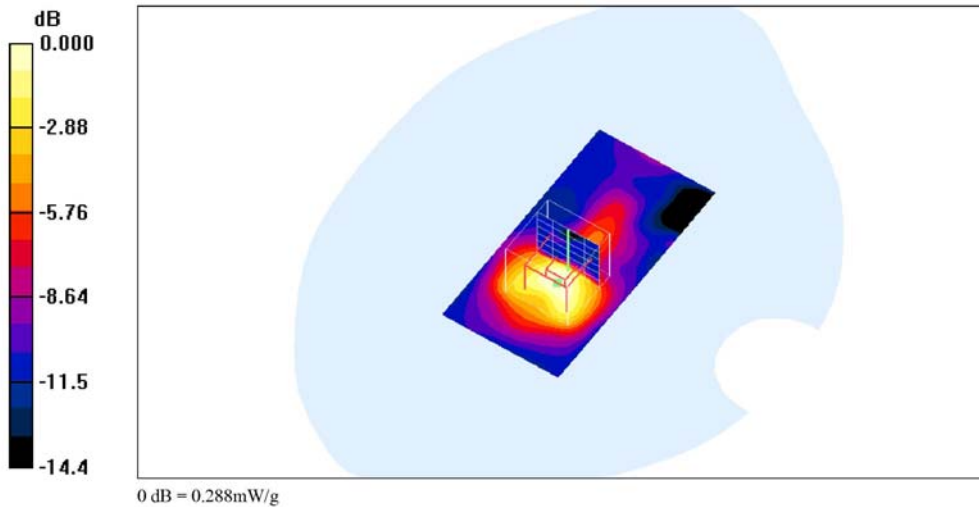
DASY4 Configuration:
- Probe: EX3DV4 - SN3555; ConvF(3.86, 3.86, 3.86); Calibrated: 9/19/2008
- Sensor-Surface: 4mm (Mechanical Surface Detection)
- Electronics: DAE4 Sn629; Calibrated: 9/23/2008
- Phantom: SAM 12-2; Type: SAM4.0; Serial: TP-1347
- Measurement SW: DASY4, V4.6 Build 23; Postprocessing SW: SEMCAD, V1.8 Build 160

Ant 0+1_802.11an HT40_CH118_orientation A/Area Scan (41x81x1): Measurement grid: dx=15mm, dy=15mm

Info: Interpolated medium parameters used for SAR evaluation.
Maximum value of SAR (interpolated) = 0.300 mW/g

Ant 0+1_802.11an HT40_CH118_orientation A/Zoom Scan (5x5x7)/Cube 0: Measurement grid: dx=8mm, dy=8mm, dz=5mm
Reference Value = 3.65 V/m; Power Drift = 0.015dB
Peak SAR (extrapolated) = 0.841 W/kg
SAR(1 g) = 0.264 mW/g; SAR(10 g) = 0.113 mW/g

Info: Interpolated medium parameters used for SAR evaluation.
Maximum value of SAR (measured) = 0.288 mW/g





Ant 0+1_802.11an HT40_CH118_orientation B

Date/Time: 4/13/2009 7:59:32 PM

Test Laboratory: Electronics Testing Center, Taiwan

DUT: USB dongle; Type: WNDA3100V2; Serial: N/A

Communication System: IEEE 802.11a; Frequency: 5590 MHz; Duty Cycle: 1:1
Medium parameters used (interpolated): $f = 5590$ MHz; $\sigma = 5.77$ mho/m; $\epsilon_r = 48.4$; $\rho = 1000$ kg/m³
Air temperature: 20 degC; Liquid temperature: 21.5 degC;
Phantom section: Flat Section

DASY4 Configuration:
- Probe: EX3DV4 - SN3555; ConvF(3.86, 3.86, 3.86); Calibrated: 9/19/2008
- Sensor-Surface: 4mm (Mechanical Surface Detection)
- Electronics: DAE4 Sn629; Calibrated: 9/23/2008
- Phantom: SAM 12-2; Type: SAM4.0; Serial: TP-1347
- Measurement SW: DASY4, V4.6 Build 23; Postprocessing SW: SEMCAD, V1.8 Build 160

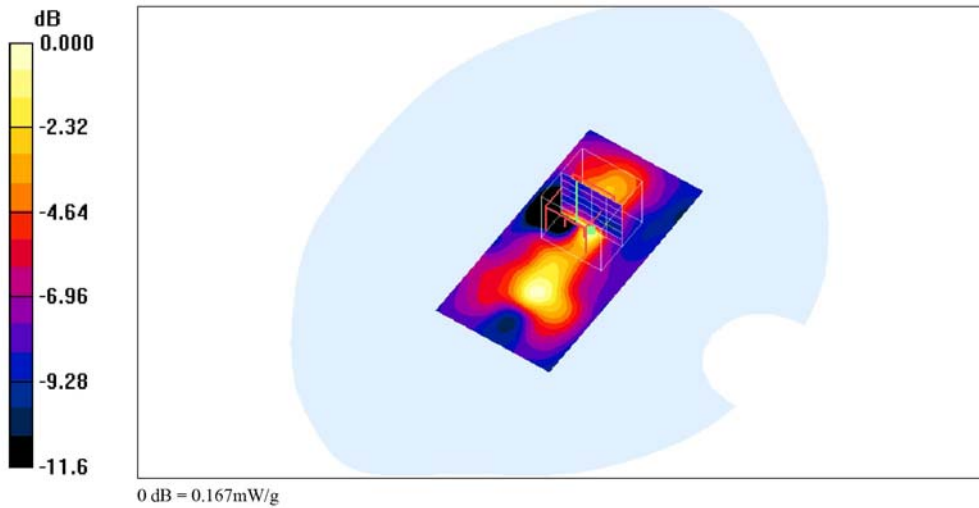
Ant 0+1_802.11an HT40_CH118_orientation B/Zoom Scan (5x5x7)/Cube 0: Measurement grid: dx=8mm, dy=8mm, dz=5mm
Reference Value = 3.29 V/m; Power Drift = 0.018 dB
Peak SAR (extrapolated) = 0.378 W/kg
SAR(1 g) = 0.137 mW/g; SAR(10 g) = 0.060 mW/g

Info: Interpolated medium parameters used for SAR evaluation.

Warning: Maximum averaged SAR over 10 g is located on the boundary of the measurement cube. This cube might not incorporate the absolute averaged SAR. Please consider a refinement of the Area Scan measurement.
Maximum value of SAR (measured) = 0.167 mW/g

Ant 0+1_802.11an HT40_CH118_orientation B/Area Scan (41x81x1): Measurement grid: dx=15mm, dy=15mm

Info: Interpolated medium parameters used for SAR evaluation.
Maximum value of SAR (interpolated) = 0.154 mW/g





Ant 0+1_802.11a HT40_CH118_orientation C

Date/Time: 4/14/2009 1:15:07 PM

Test Laboratory: Electronics Testing Center, Taiwan

DUT: USB dongle; Type: WNDA3100V2; Serial: N/A

Communication System: IEEE 802.11a; Frequency: 5590 MHz; Duty Cycle: 1:1
Medium parameters used (interpolated): $f = 5590$ MHz; $\sigma = 5.77$ mho/m; $\epsilon_r = 48.4$; $\rho = 1000$ kg/m³
Air temperature: 20 degC; Liquid temperature: 21.5 degC;
Phantom section: Flat Section

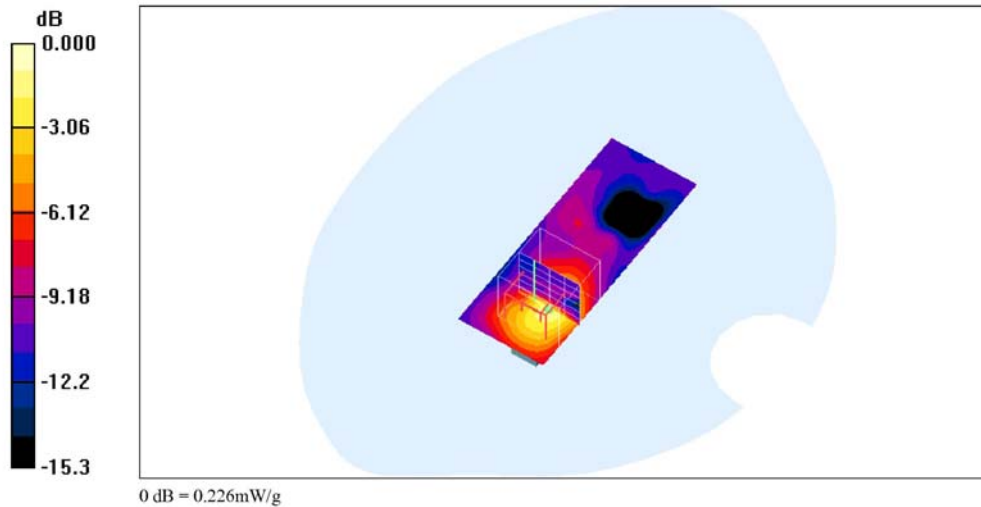
DASY4 Configuration:
- Probe: EX3DV4 - SN3555; ConvF(3.86, 3.86, 3.86); Calibrated: 9/19/2008
- Sensor-Surface: 4mm (Mechanical Surface Detection)
- Electronics: DAE4 Sn629; Calibrated: 9/23/2008
- Phantom: SAM 12-2; Type: SAM4.0; Serial: TP-1347
- Measurement SW: DASY4, V4.6 Build 23; Postprocessing SW: SEMCAD, V1.8 Build 160

Ant 0+1_802.11a HT40_CH118_orientation C/Area Scan (31x81x1): Measurement grid: dx=15mm, dy=15mm

Info: Interpolated medium parameters used for SAR evaluation.
Maximum value of SAR (interpolated) = 0.171 mW/g

Ant 0+1_802.11a HT40_CH118_orientation C/Zoom Scan (5x5x7)/Cube 0: Measurement grid: dx=8mm, dy=8mm, dz=5mm
Reference Value = 2.20 V/m; Power Drift = 0.028 dB
Peak SAR (extrapolated) = 0.507 W/kg
SAR(1 g) = 0.182 mW/g; SAR(10 g) = 0.071 mW/g

Info: Interpolated medium parameters used for SAR evaluation.
Maximum value of SAR (measured) = 0.226 mW/g





Ant 0+1_802.11an HT40_CH118_orientation D

Date/Time: 4/14/2009 4:53:03 PM

Test Laboratory: Electronics Testing Center, Taiwan

DUT: USB dongle; Type: WNDA3100V2; Serial: N/A

Communication System: IEEE 802.11a; Frequency: 5590 MHz; Duty Cycle: 1:1
Medium parameters used (interpolated): $f = 5590$ MHz; $\sigma = 5.77$ mho/m; $\epsilon_r = 48.4$; $\rho = 1000$ kg/m³
Air temperature: 20 degC; Liquid temperature: 21.5 degC;
Phantom section: Flat Section

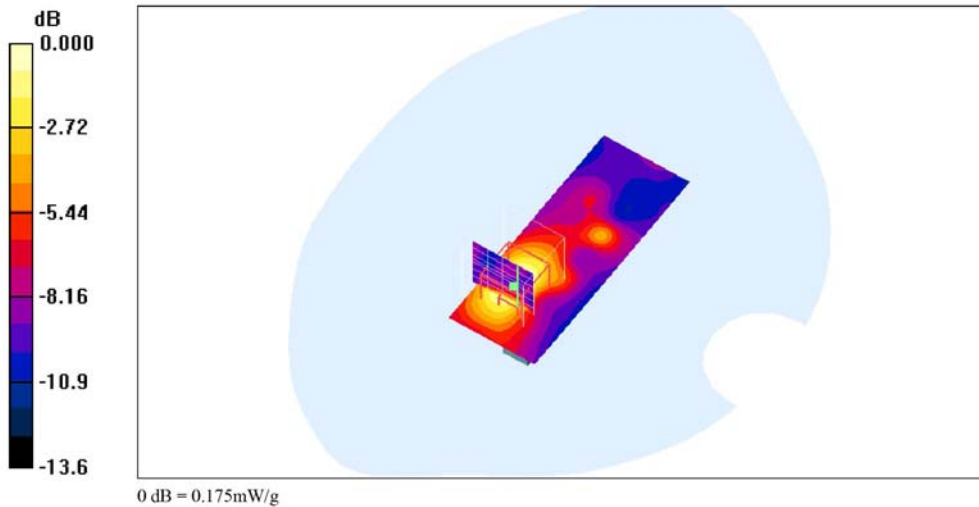
DASY4 Configuration:
- Probe: EX3DV4 - SN3555; ConvF(3.86, 3.86, 3.86); Calibrated: 9/19/2008
- Sensor-Surface: 4mm (Mechanical Surface Detection)
- Electronics: DAE4 Sn629; Calibrated: 9/23/2008
- Phantom: SAM 12-2; Type: SAM4.0; Serial: TP-1347
- Measurement SW: DASY4, V4.6 Build 23; Postprocessing SW: SEMCAD, V1.8 Build 160

Ant 0+1_802.11an HT40_CH118_orientation D/Zoom Scan (5x5x7)/Cube 0: Measurement grid: dx=8mm, dy=8mm, dz=5mm
Reference Value = 2.42 V/m; Power Drift = 0.161 dB
Peak SAR (extrapolated) = 0.410 W/kg
SAR(1 g) = 0.148 mW/g; SAR(10 g) = 0.063 mW/g

Info: Interpolated medium parameters used for SAR evaluation.
Maximum value of SAR (measured) = 0.175 mW/g

Ant 0+1_802.11an HT40_CH118_orientation D/Area Scan (31x81x1): Measurement grid: dx=15mm, dy=15mm

Info: Interpolated medium parameters used for SAR evaluation.
Maximum value of SAR (interpolated) = 0.207 mW/g





Ant 0+1_802.11an HT40_CH159_orientation A

Date/Time: 4/13/2009 1:37:14 PM

Test Laboratory: Electronics Testing Center, Taiwan

DUT: USB dongle; Type: WNDA3100V2; Serial: N/A

Communication System: IEEE 802.11a; Frequency: 5795 MHz; Duty Cycle: 1:1
Medium parameters used (interpolated): $f = 5795$ MHz; $\sigma = 6.04$ mho/m; $\epsilon_r = 48$; $\rho = 1000$ kg/m³
Air temperature: 20 degC; Liquid temperature: 21.5 degC;
Phantom section: Flat Section

DASY4 Configuration:
- Probe: EX3DV4 - SN3555; ConvF(3.82, 3.82, 3.82); Calibrated: 9/19/2008
- Sensor-Surface: 4mm (Mechanical Surface Detection)
- Electronics: DAE4 Sn629; Calibrated: 9/23/2008
- Phantom: SAM 12-2; Type: SAM4.0; Serial: TP-1347
- Measurement SW: DASY4, V4.6 Build 23; Postprocessing SW: SEMCAD, V1.8 Build 160

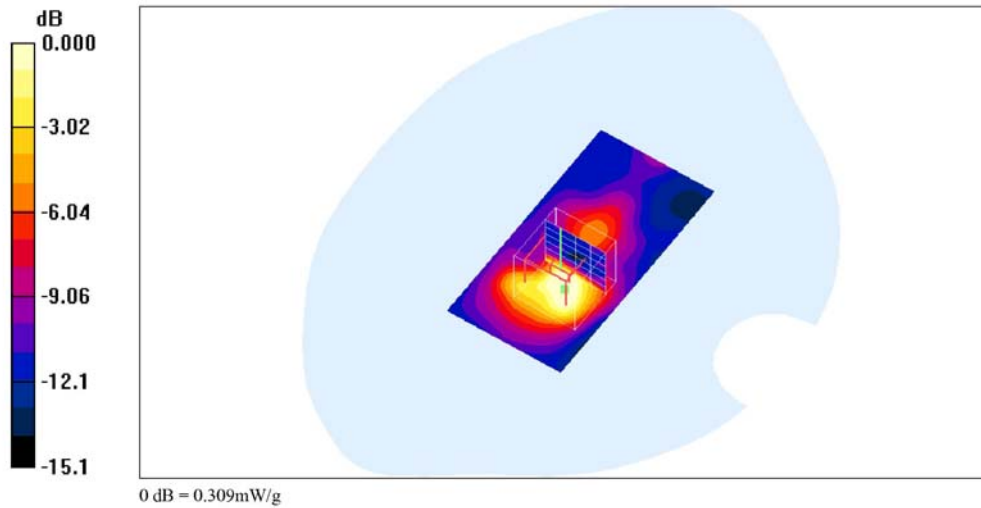
Ant 0+1_802.11an HT40_CH159_orientation A/Area Scan (41x81x1): Measurement grid: dx=15mm, dy=15mm

Info: Interpolated medium parameters used for SAR evaluation.
Maximum value of SAR (interpolated) = 0.382 mW/g

Ant 0+1_802.11an HT40_CH159_orientation A/Zoom Scan (5x5x7)/Cube 0: Measurement grid: dx=8mm, dy=8mm, dz=5mm
Reference Value = 3.40 V/m; Power Drift = 0.020 dB
Peak SAR (extrapolated) = 0.753 W/kg
SAR(1 g) = 0.257 mW/g; SAR(10 g) = 0.108 mW/g

Info: Interpolated medium parameters used for SAR evaluation.

Warning: Maximum averaged SAR over 10 g is located on the boundary of the measurement cube. This cube might not incorporate the absolute averaged SAR. Please consider a refinement of the Area Scan measurement.
Maximum value of SAR (measured) = 0.309 mW/g





Ant 0+1_802.11an HT40_CH159_orientation B

Date/Time: 4/13/2009 8:11:30 PM

Test Laboratory: Electronics Testing Center, Taiwan

DUT: USB dongle; Type: WNDA3100V2; Serial: N/A

Communication System: IEEE 802.11a; Frequency: 5795 MHz; Duty Cycle: 1:1
Medium parameters used (interpolated): $f = 5795$ MHz; $\sigma = 6.04$ mho/m; $\epsilon_r = 48$; $\rho = 1000$ kg/m³
Air temperature: 20 degC; Liquid temperature: 21.5 degC;
Phantom section: Flat Section

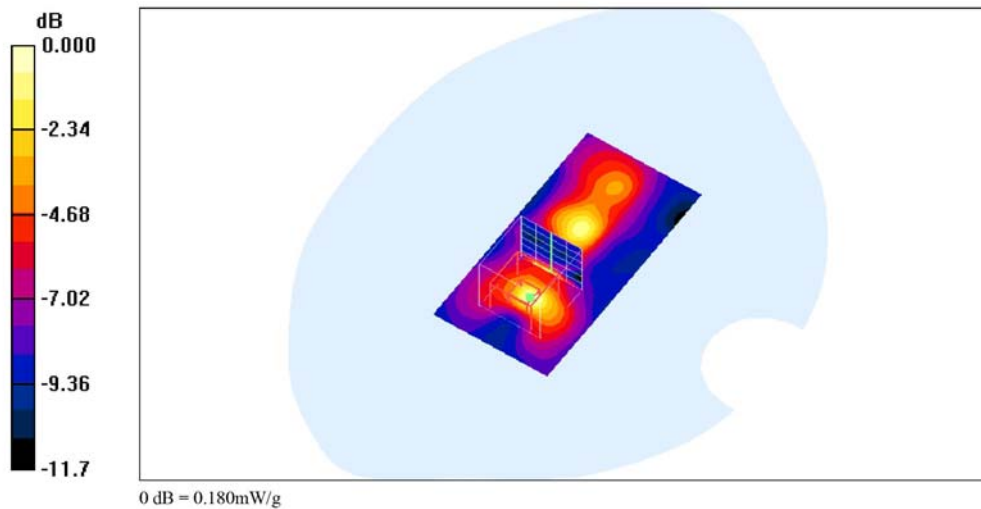
DASY4 Configuration:
- Probe: EX3DV4 - SN3555; ConvF(3.82, 3.82, 3.82); Calibrated: 9/19/2008
- Sensor-Surface: 4mm (Mechanical Surface Detection)
- Electronics: DAE4 Sn629; Calibrated: 9/23/2008
- Phantom: SAM 12-2; Type: SAM4.0; Serial: TP-1347
- Measurement SW: DASY4, V4.6 Build 23; Postprocessing SW: SEMCAD, V1.8 Build 160

Ant 0+1_802.11an HT40_CH159_orientation B/Zoom Scan (5x5x7)/Cube 0: Measurement grid: dx=8mm, dy=8mm, dz=5mm
Reference Value = 3.59 V/m; Power Drift = 0.069 dB
Peak SAR (extrapolated) = 0.390 W/kg
SAR(1 g) = 0.123 mW/g; SAR(10 g) = 0.052 mW/g

Info: Interpolated medium parameters used for SAR evaluation.
Maximum value of SAR (measured) = 0.180 mW/g

Ant 0+1_802.11an HT40_CH159_orientation B/Area Scan (41x81x1): Measurement grid: dx=15mm, dy=15mm

Info: Interpolated medium parameters used for SAR evaluation.
Maximum value of SAR (interpolated) = 0.168 mW/g





Ant 0+1_802.11an HT40_CH159_orientation C

Date/Time: 4/14/2009 1:30:20 PM

Test Laboratory: Electronics Testing Center, Taiwan

DUT: USB dongle; Type: WNDA3100V2; Serial: N/A

Communication System: IEEE 802.11a; Frequency: 5795 MHz; Duty Cycle: 1:1
Medium parameters used (interpolated): $f = 5795$ MHz; $\sigma = 6.04$ mho/m; $\epsilon_r = 48$; $\rho = 1000$ kg/m³
Air temperature: 20 degC; Liquid temperature: 21.5 degC;
Phantom section: Flat Section

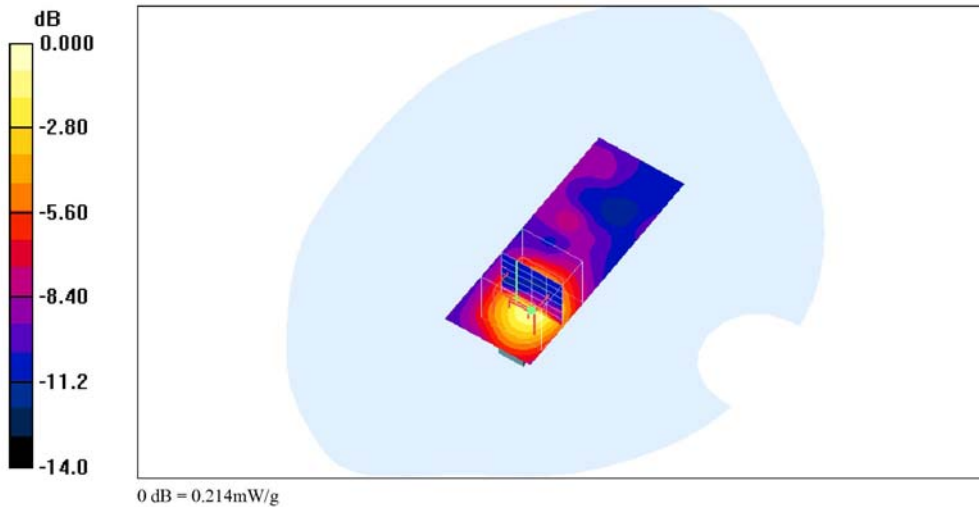
DASY4 Configuration:
- Probe: EX3DV4 - SN3555; ConvF(3.82, 3.82, 3.82); Calibrated: 9/19/2008
- Sensor-Surface: 4mm (Mechanical Surface Detection)
- Electronics: DAE4 Sn629; Calibrated: 9/23/2008
- Phantom: SAM 12-2; Type: SAM4.0; Serial: TP-1347
- Measurement SW: DASY4, V4.6 Build 23; Postprocessing SW: SEMCAD, V1.8 Build 160

Ant 0+1_802.11an HT40_CH159_orientation C/Zoom Scan (5x5x7)/Cube 0: Measurement grid: dx=8mm, dy=8mm, dz=5mm
Reference Value = 2.25 V/m; Power Drift = 0.026 dB
Peak SAR (extrapolated) = 0.567 W/kg
SAR(1 g) = 0.194 mW/g; SAR(10 g) = 0.077 mW/g

Info: Interpolated medium parameters used for SAR evaluation.
Maximum value of SAR (measured) = 0.214 mW/g

Ant 0+1_802.11an HT40_CH159_orientation C/Area Scan (31x81x1): Measurement grid: dx=15mm, dy=15mm

Info: Interpolated medium parameters used for SAR evaluation.
Maximum value of SAR (interpolated) = 0.183 mW/g





Ant 0+1_802.11an HT40_CH159_orientation D

Date/Time: 4/14/2009 5:01:55 PM

Test Laboratory: Electronics Testing Center, Taiwan

DUT: USB dongle; Type: WNDA3100V2; Serial: N/A

Communication System: IEEE 802.11a; Frequency: 5795 MHz; Duty Cycle: 1:1
Medium parameters used (interpolated): $f = 5795$ MHz; $\sigma = 6.04$ mho/m; $\epsilon_r = 48$; $\rho = 1000$ kg/m³
Air temperature: 20 degC; Liquid temperature: 21.5 degC;
Phantom section: Flat Section

DASY4 Configuration:
- Probe: EX3DV4 - SN3555; ConvF(3.82, 3.82, 3.82); Calibrated: 9/19/2008
- Sensor-Surface: 4mm (Mechanical Surface Detection)
- Electronics: DAE4 Sn629; Calibrated: 9/23/2008
- Phantom: SAM 12-2; Type: SAM4.0; Serial: TP-1347
- Measurement SW: DASY4, V4.6 Build 23; Postprocessing SW: SEMCAD, V1.8 Build 160

Ant 0+1_802.11an HT40_CH159_orientation D/Area Scan (31x81x1): Measurement grid: dx=15mm, dy=15mm

Info: Interpolated medium parameters used for SAR evaluation.
Maximum value of SAR (interpolated) = 0.209 mW/g

Ant 0+1_802.11an HT40_CH159_orientation D/Zoom Scan (5x5x7)/Cube 0: Measurement grid: dx=8mm, dy=8mm, dz=5mm
Reference Value = 2.02 V/m; Power Drift = 0.037 dB
Peak SAR (extrapolated) = 0.555 W/kg
SAR(1 g) = 0.183 mW/g; SAR(10 g) = 0.077 mW/g

Info: Interpolated medium parameters used for SAR evaluation.
Maximum value of SAR (measured) = 0.184 mW/g

