



6. 6dB Bandwidth Measurement Data

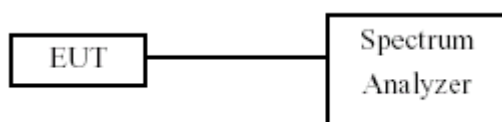
6.1 Test Limit

The minimum of 6dB Bandwidth Measurement is 0.5 MHz.

6.2 Test Procedures

- The transmitter output was connected to the spectrum analyzer.
- Set RBW of spectrum analyzer to 100 KHz and VBW to 100 KHz.
- The 6 dB bandwidth is defined as the total spectrum the power of which is higher than peak power minus 6 dB.

6.3 Test Setup Layout



6.4 Measurement equipment

Instrument/Ancillary	Model No.	Manufacturer	Serial No.	Calibration Date	Valid Date
Spectrum Analyzer	FSP40	R&S	10047	2008/02/22	2009/02/21

6.5 Test Result and Data

Test Date: Jan. 09, 2009

Temperature: 25°C

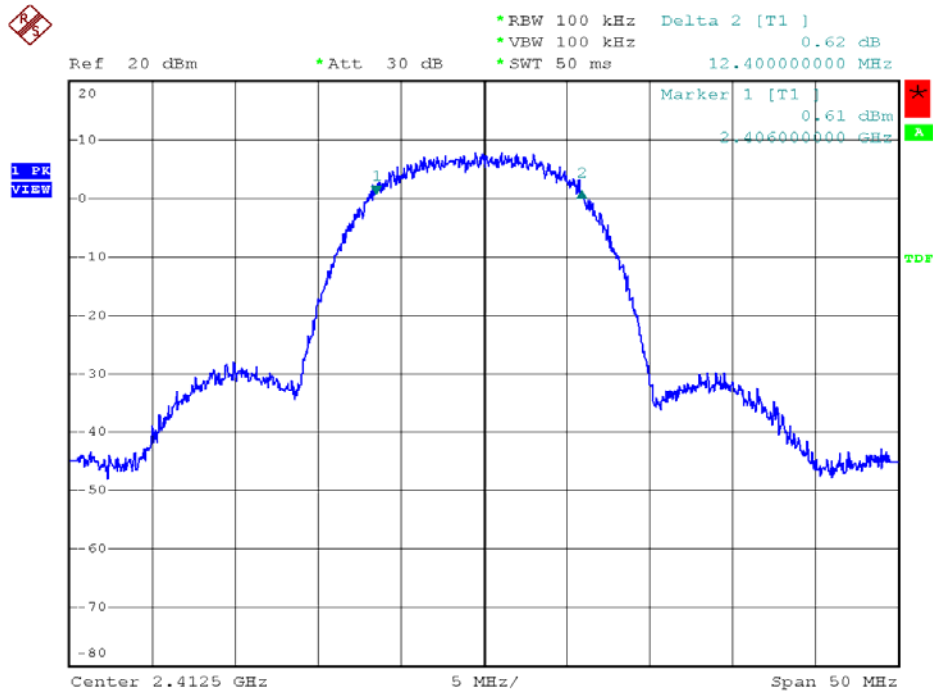
Atmospheric pressure: 1020 hPa

Humidity: 60%

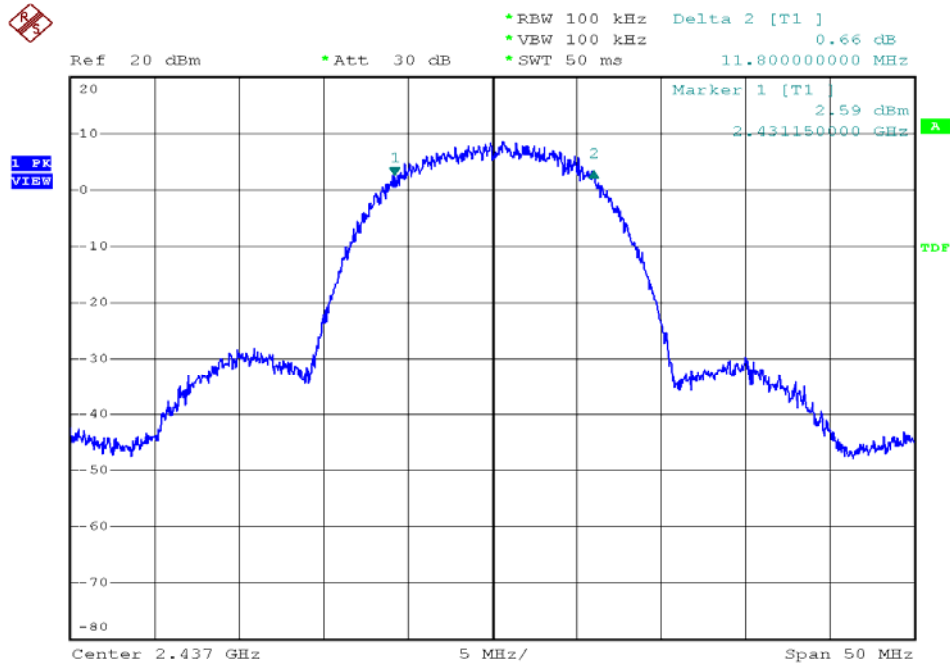
Modulation Standard	Channel	Frequency (MHz)	6dB Bandwidth (MHz)	
			ANT R	ANT L
802.11b (11Mbps)	01	2412	12.4	11.1
	06	2437	11.8	11.0
	11	2462	12.2	10.7
802.11g (6Mbps)	01	2412	16.3	16.2
	06	2437	16.4	16.2
	11	2462	16.4	16.2
802.11n HT20 (6.5Mbps)	01	2412	17.3	17.6
	06	2437	17.6	17.6
	11	2462	17.6	17.5
802.11n HT40 (13.5Mbps)	03	2422	36.4	36.4
	06	2437	36.2	36.2
	09	2452	36.2	36.4



Modulation Standard: 802.11b (11Mbps), ANT R
Channel: 01

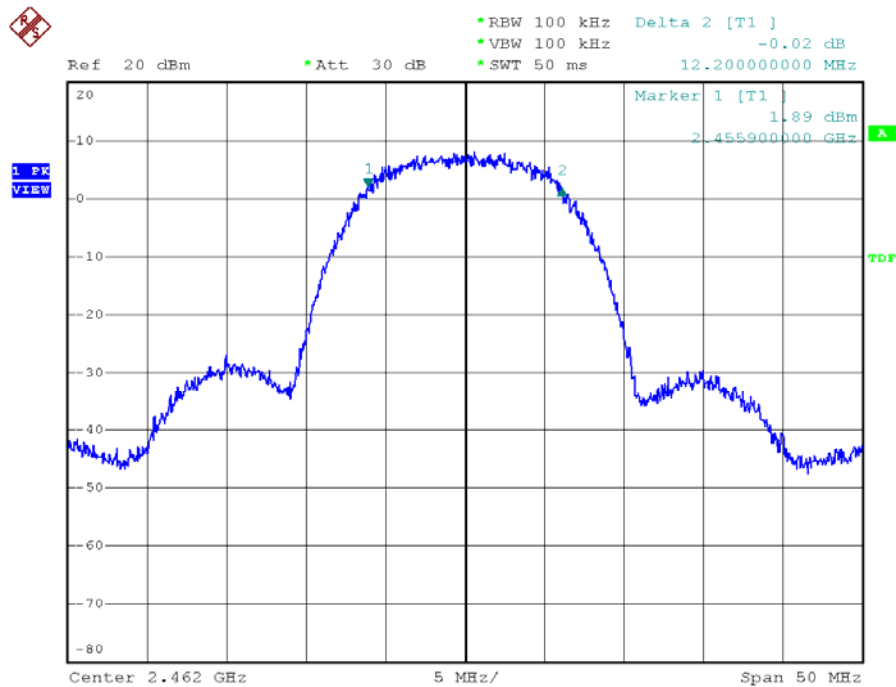


Modulation Standard: 802.11b (11Mbps), ANT R
Channel: 06

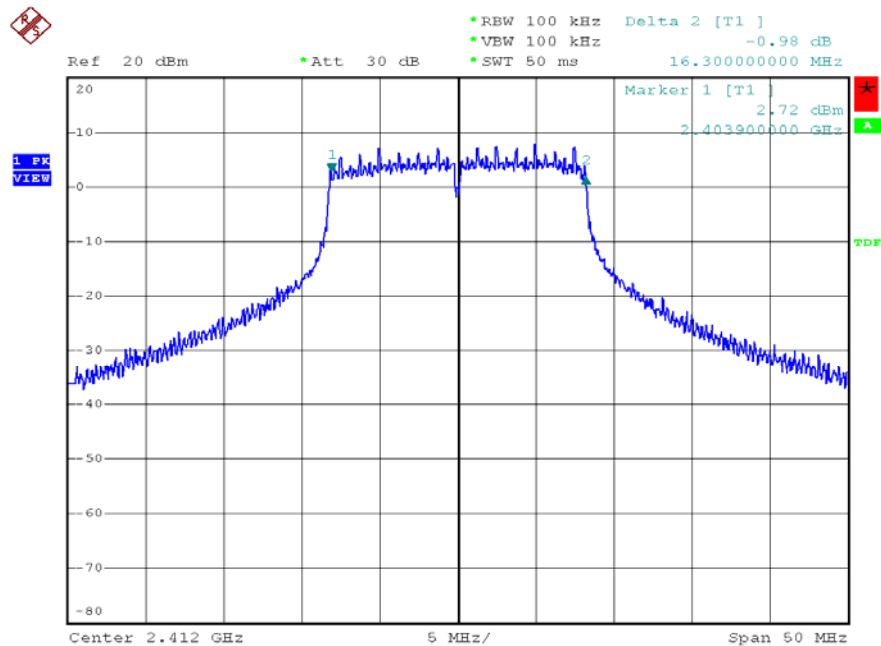




Modulation Standard: 802.11b (11Mbps), ANT R
Channel: 11

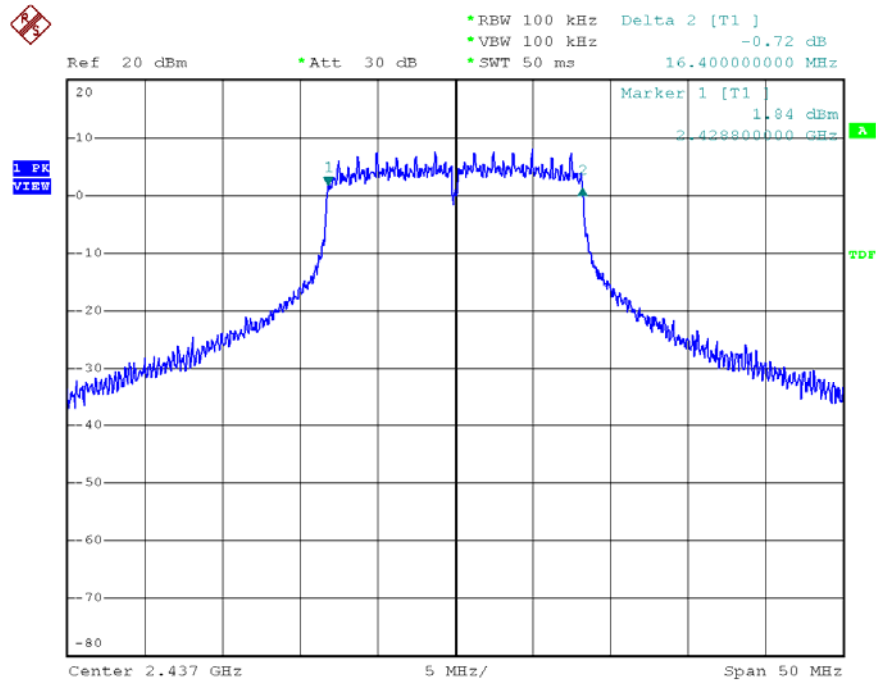


Modulation Standard: 802.11g (6Mbps), ANT R
Channel: 01

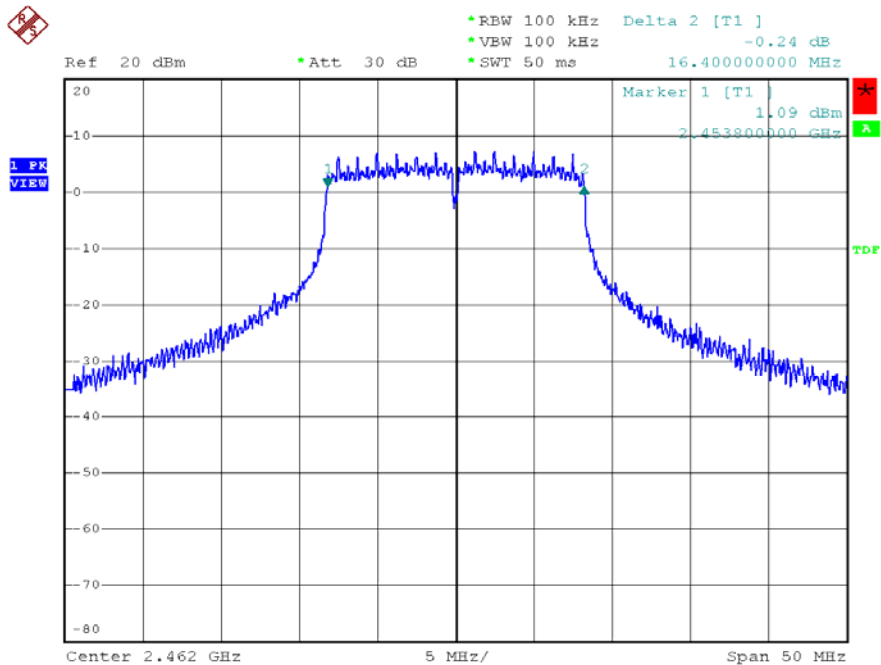




Modulation Standard: 802.11g (6Mbps) , ANT R
Channel: 06

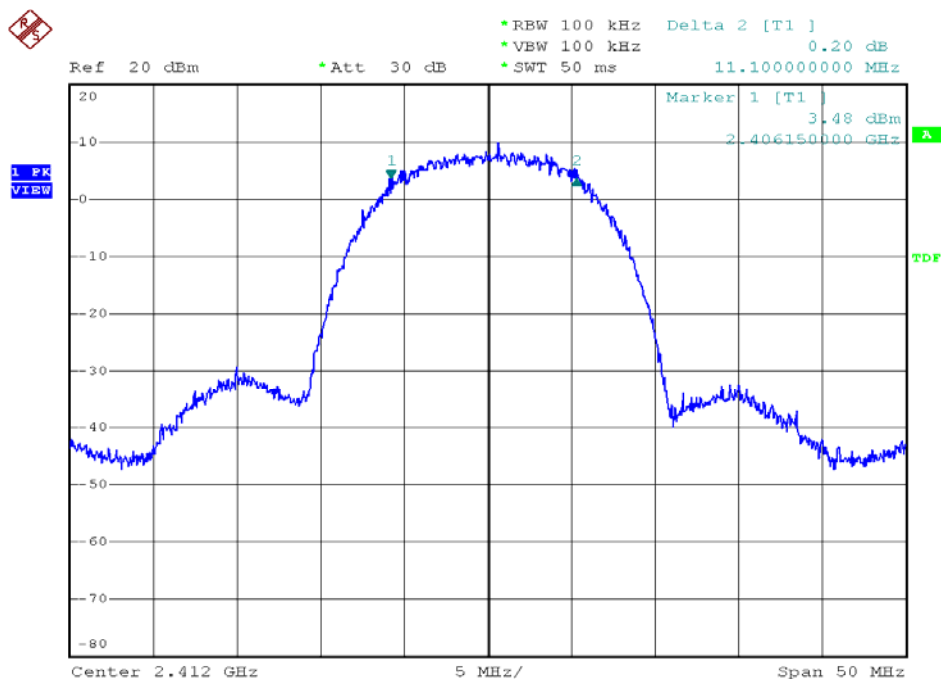


Modulation Standard: 802.11g (6Mbps), ANT R
Channel: 11

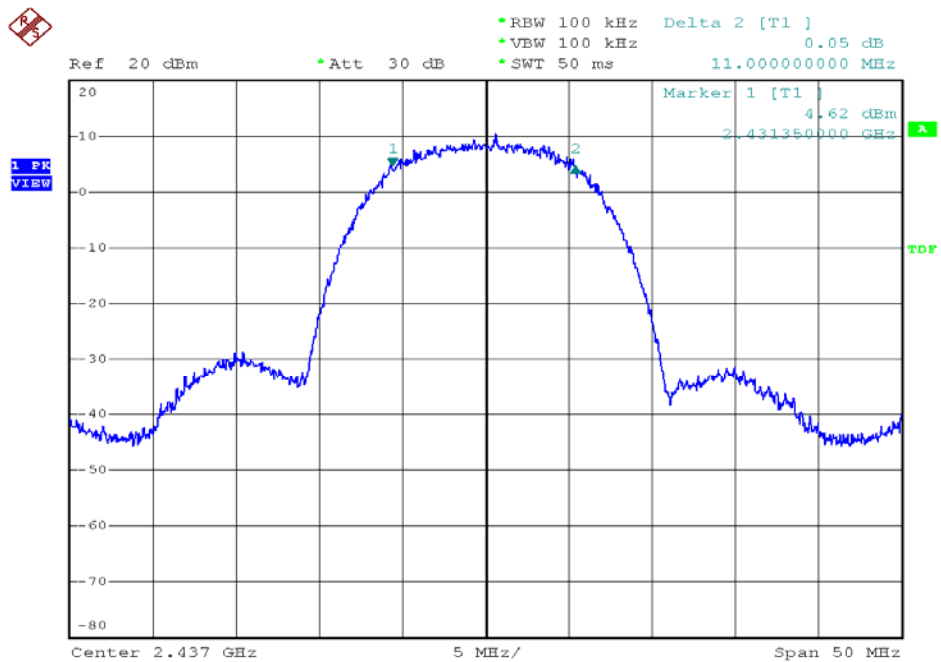





Modulation Standard: 802.11b (11Mbps), ANT L
Channel: 01



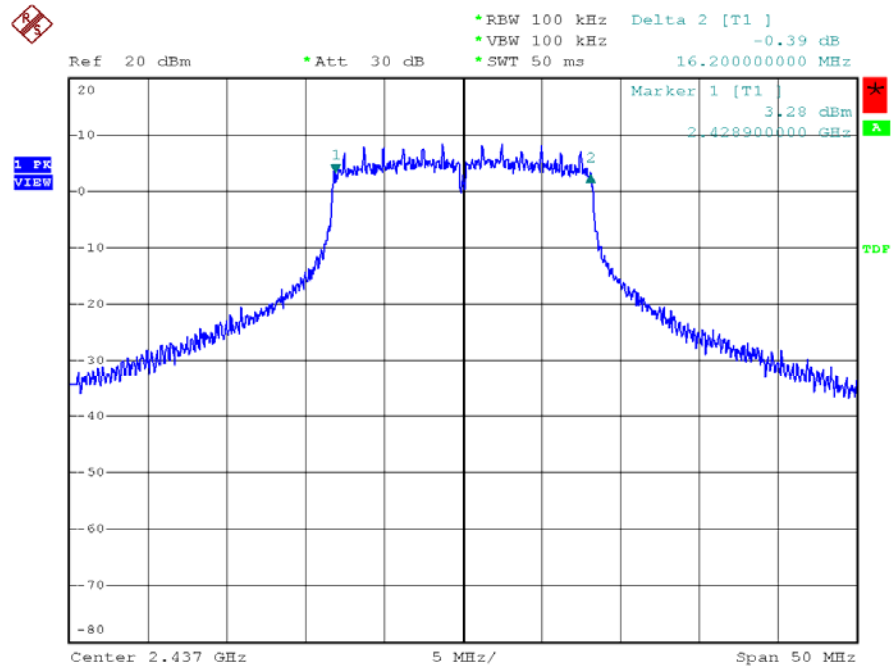
Modulation Standard: 802.11b (11Mbps), ANT L
Channel: 06



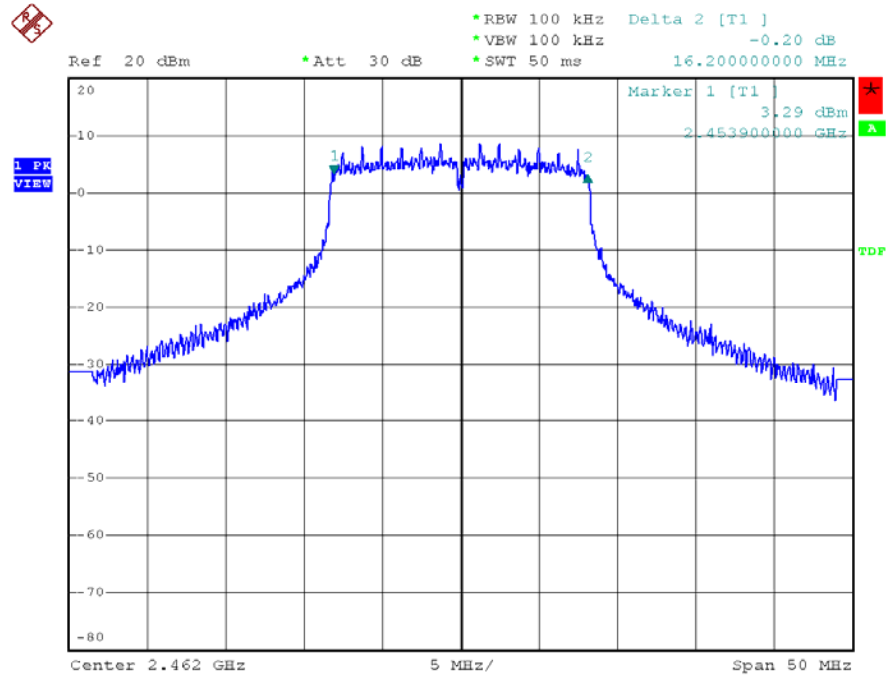




Modulation Standard: 802.11g (6Mbps), ANT L
Channel: 06

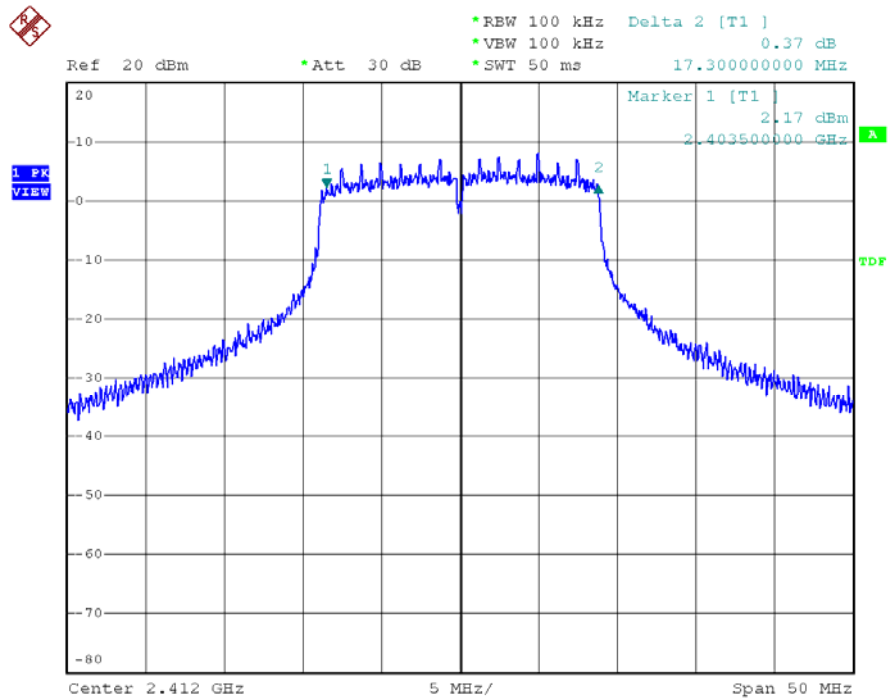


Modulation Standard: 802.11g (6Mbps), ANT L
Channel: 11

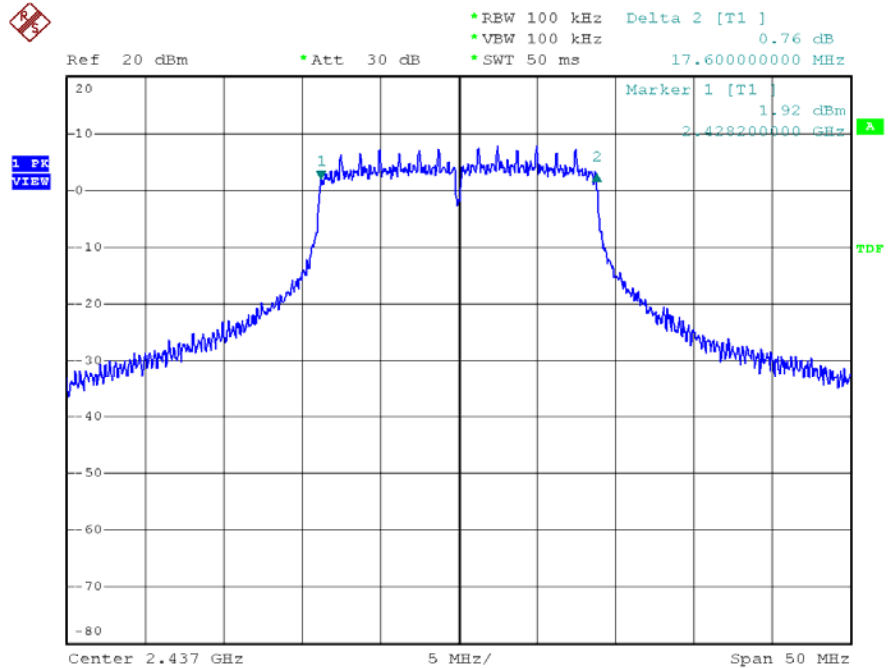




Modulation Standard: 802.11n HT20 (6.5Mbps), ANT R
Channel: 01

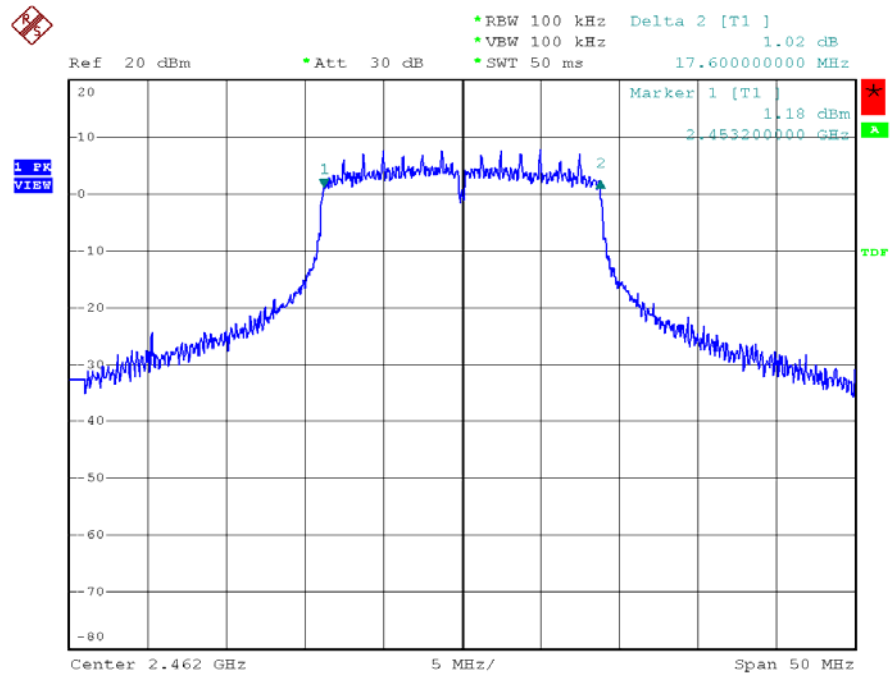


Modulation Standard: 802.11n HT20 (6.5Mbps), ANT R
Channel: 06

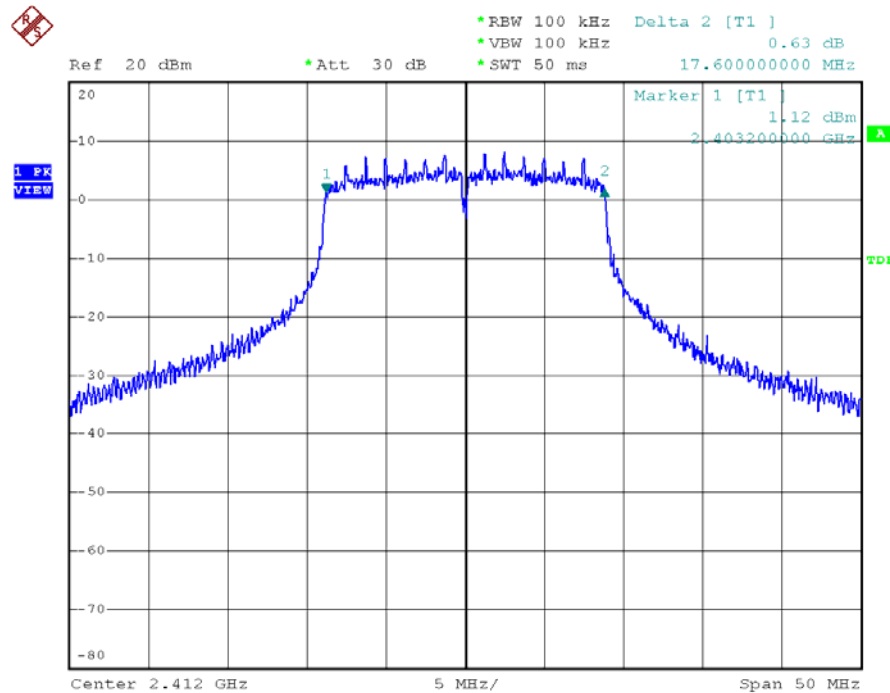




Modulation Standard: 802.11n HT20 (6.5Mbps), ANT R
Channel: 11

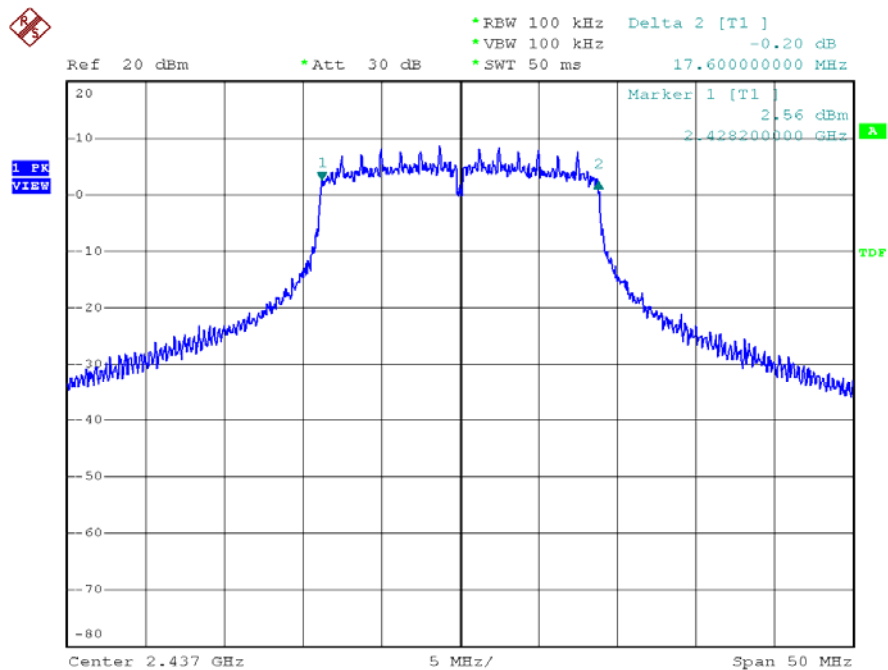


Modulation Standard: 802.11n HT20 (6.5Mbps), ANT L
Channel: 01

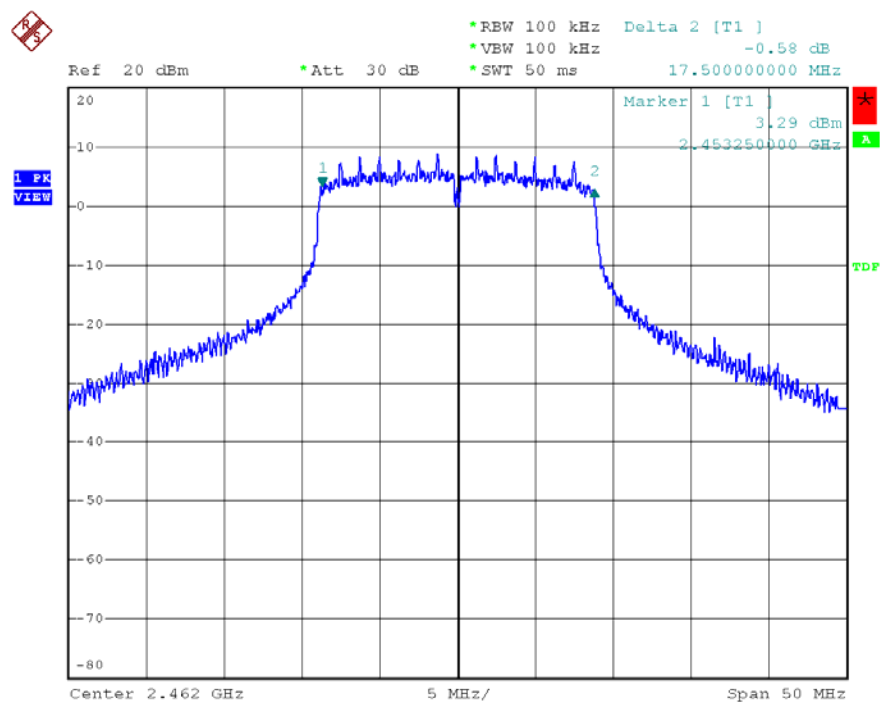




Modulation Standard: 802.11n HT20 (6.5Mbps), ANT L
Channel: 06

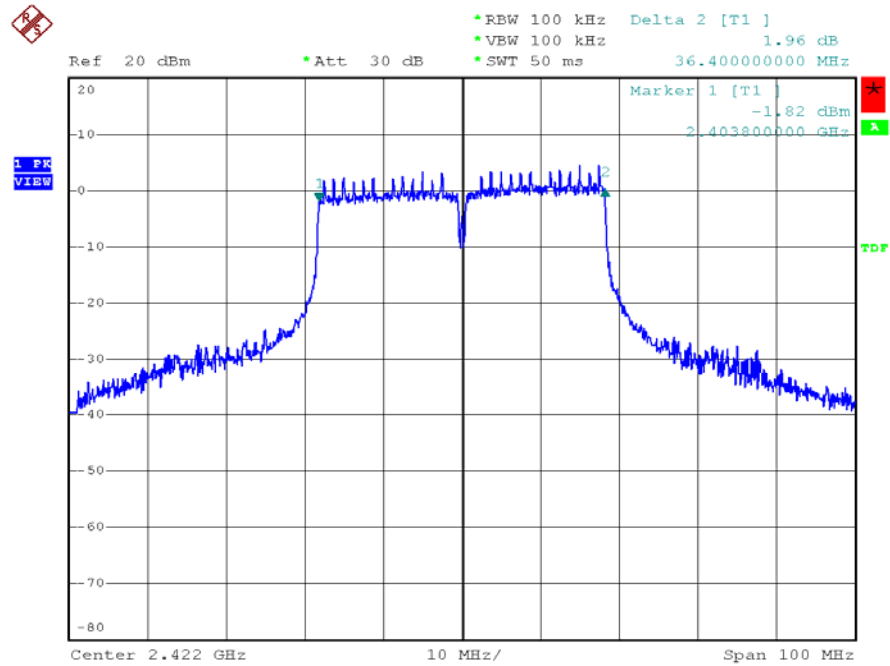


Modulation Standard: 802.11n HT20 (6.5Mbps), ANT L
Channel: 11

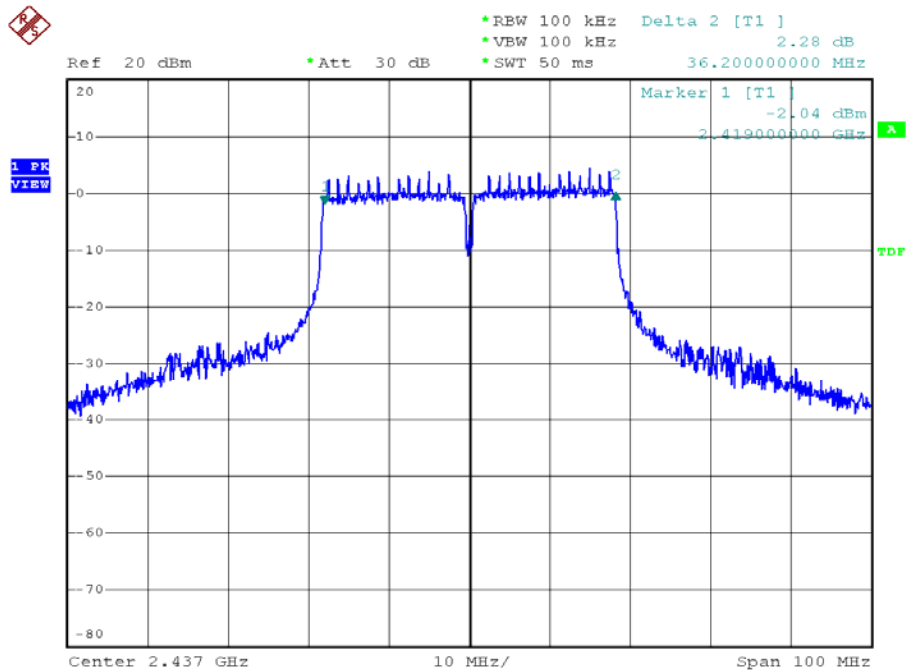




Modulation Standard: 802.11n HT40 (13.5Mbps), ANT R
Channel: 03

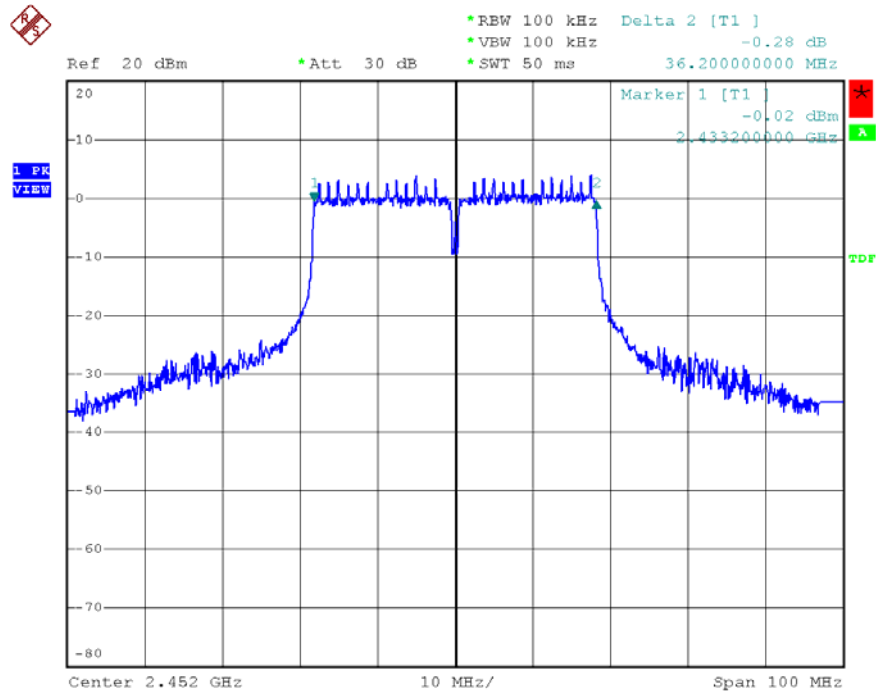


Modulation Standard: 802.11n HT40 (13.5Mbps), ANT R
Channel: 06

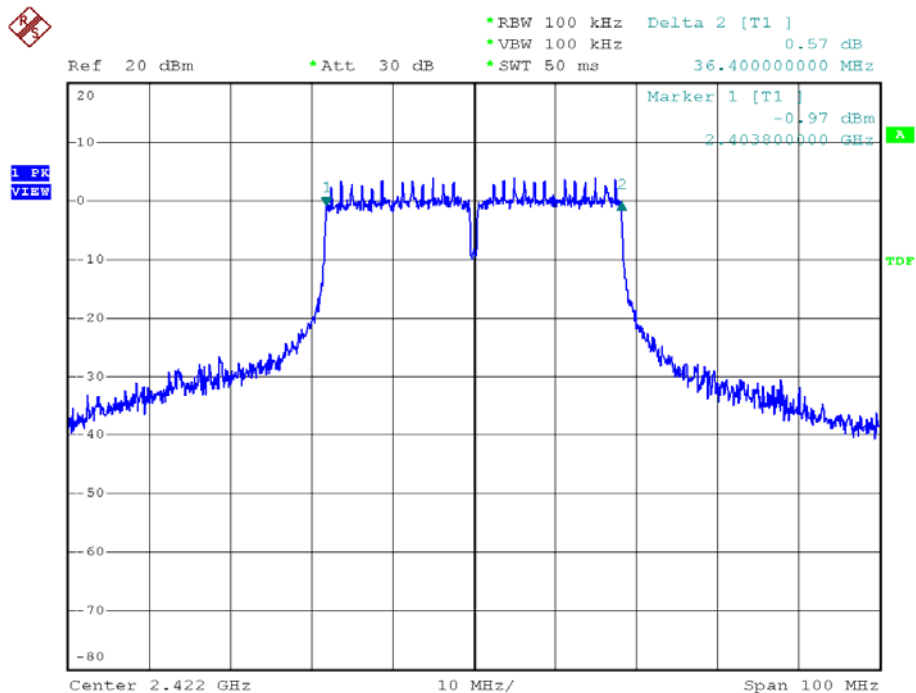




Modulation Standard: 802.11n HT40 (13.5Mbps), ANT R
Channel: 09

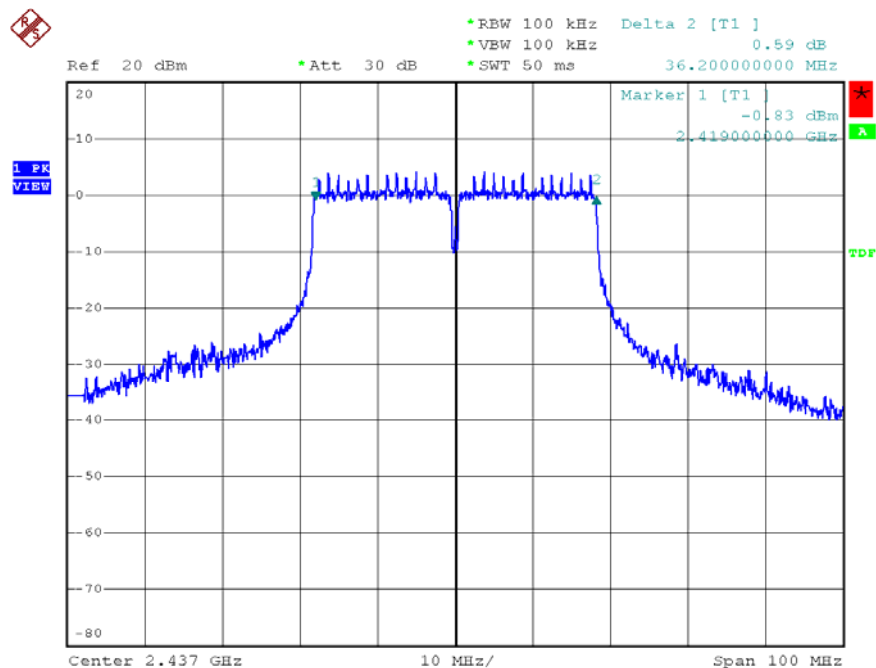


Modulation Standard: 802.11n HT40 (13.5Mbps), ANT L
Channel: 03

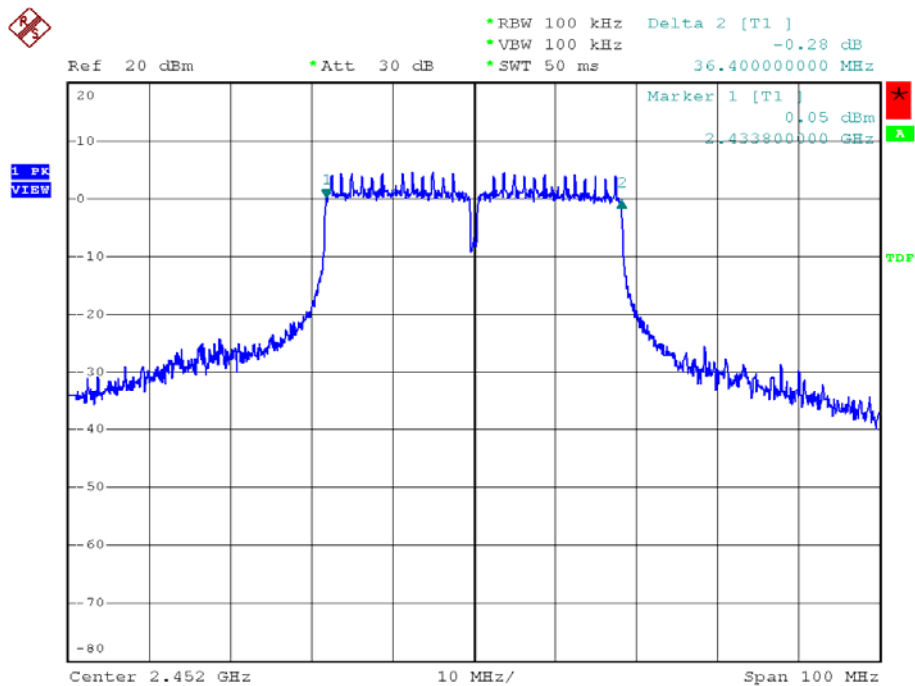




Modulation Standard: 802.11n HT40 (13.5Mbps), ANT L
Channel: 06



Modulation Standard: 802.11n HT40 (13.5Mbps), ANT L
Channel: 09





7. Maximum Peak Output Power

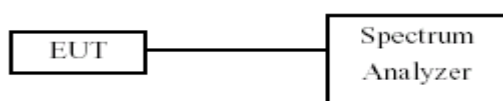
7.1 Test Limit

The Maximum Peak Output Power Measurement is 30dBm.

7.2 Test Procedures

The antenna port (RF output) of the EUT was connected to the input (RF input) of a power meter. Power was read directly from the meter and cable loss connection was added to the reading to obtain power at the EUT antenna terminal. The EUT Output Power was set to maximum to produce the worse case test result.

7.3 Test Setup Layout



7.4 Measurement equipment

Instrument/Ancillary	Model No.	Manufacturer	Serial No.	Calibration Date	Valid Date
Spectrum Analyzer	FSP40	R&S	10047	2008/02/22	2009/02/21

7.5 Test Result and Data

Test Date: Jan. 09, 2009

Temperature: 25°C

Atmospheric pressure: 1020 hPa

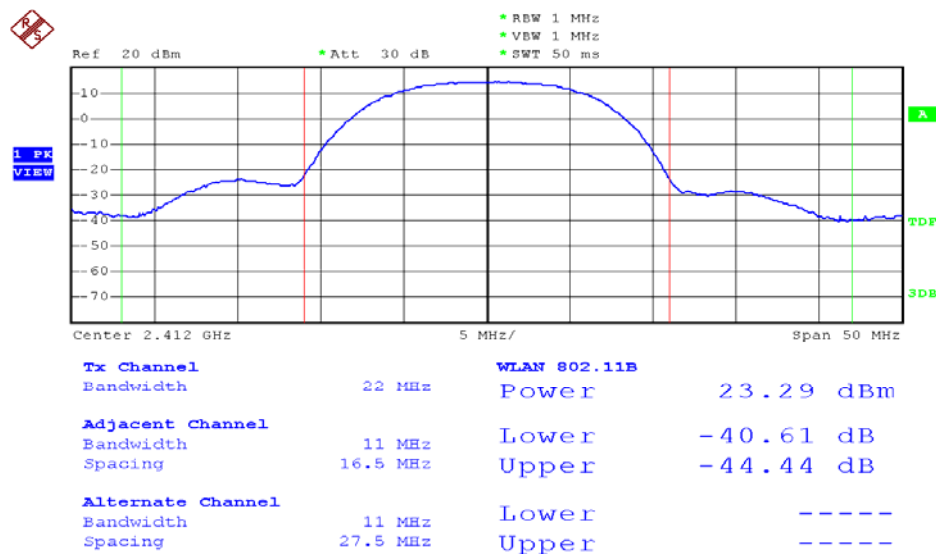
Humidity: 60%

Modulation Standard	Channel	Frequency (MHz)	Peak Power Output (dBm)		Peak Power Output (mW)	
			ANT R	ANT L	ANT R	ANT L
802.11b (11Mbps)	01	2412	23.29	23.54	213.3	225.9
	06	2437	23.05	23.43	201.8	220.3
	11	2462	23.31	23.25	214.3	211.3
802.11g (6Mbps)	01	2412	23.43	23.07	220.3	202.8
	06	2437	23.40	23.36	218.8	216.8
	11	2462	23.33	22.72	215.3	187.1

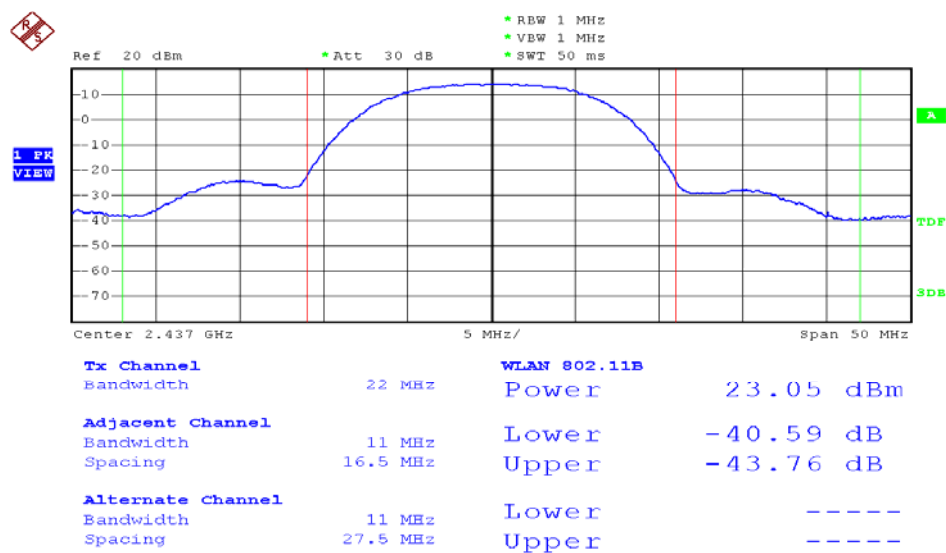
Modulation Standard	Channel	Frequency (MHz)	Peak Power Output (dBm)			Peak Power Output (mW)
			ANT R	ANT L	ANT R+L	ANT R+L
802.11n HT20 (6.5Mbps)	01	2412	19.16	18.63	21.91	155.36
	06	2437	19.13	19.10	22.13	163.13
	11	2462	19.16	18.70	21.95	156.54
802.11n HT40 (13.5Mbps)	03	2422	19.03	18.98	22.02	159.05
	06	2437	19.21	19.05	22.14	163.72
	09	2452	19.11	19.26	22.20	165.80



Modulation Standard: 802.11b (11Mbps), ANT R
Channel: 01

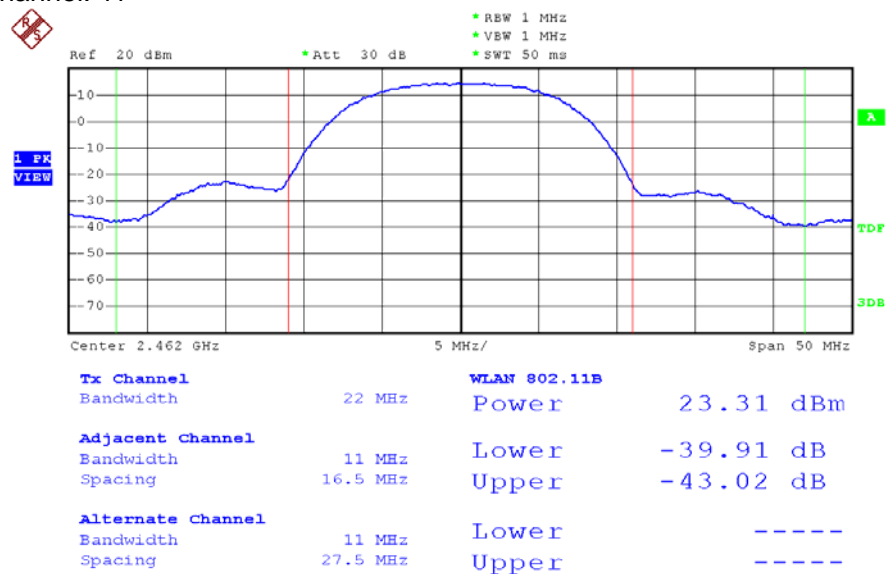


Modulation Standard: 802.11b (11Mbps), ANT R
Channel: 06

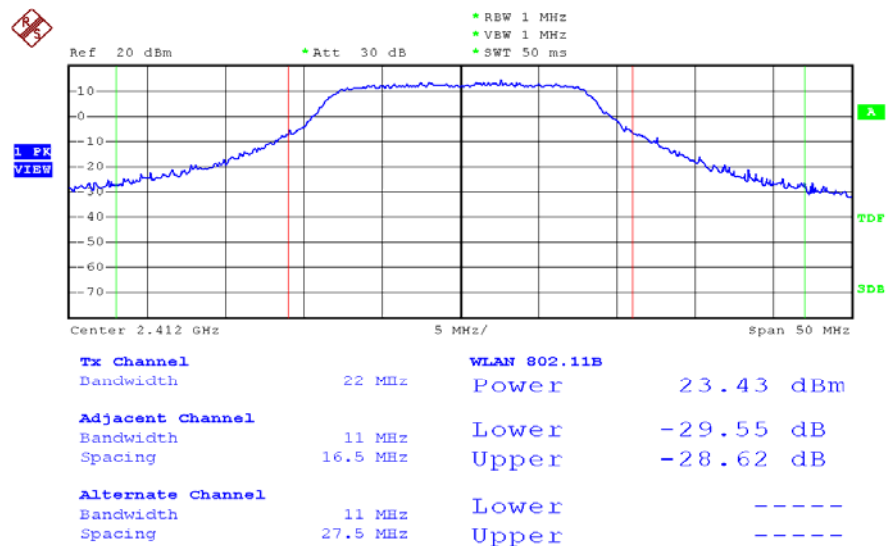




Modulation Standard: 802.11b (11Mbps), ANT R
Channel: 11

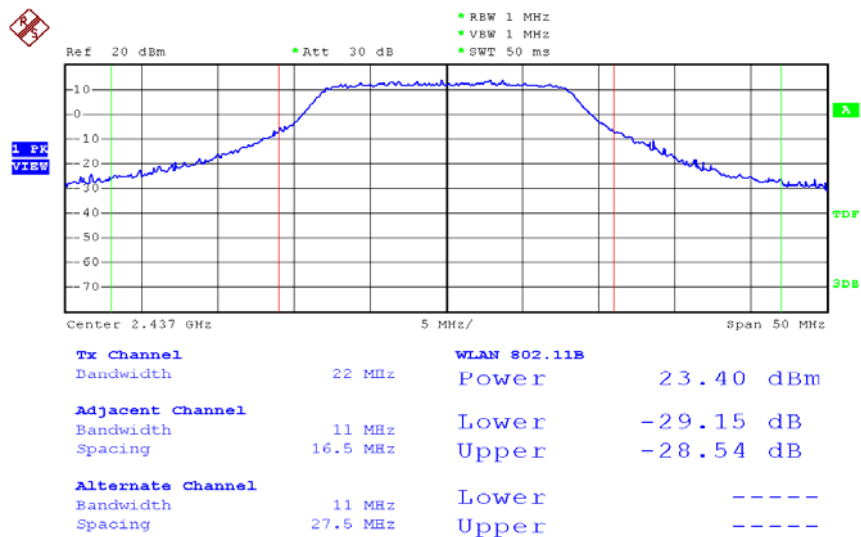


Modulation Standard: 802.11g (6Mbps), ANT R
Channel: 01

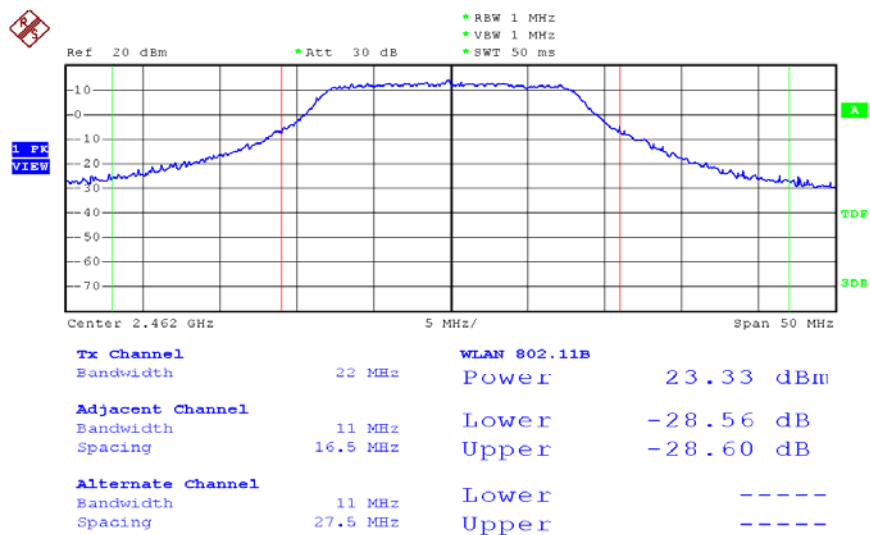




Modulation Standard: 802.11g (6Mbps), ANT R
Channel: 06

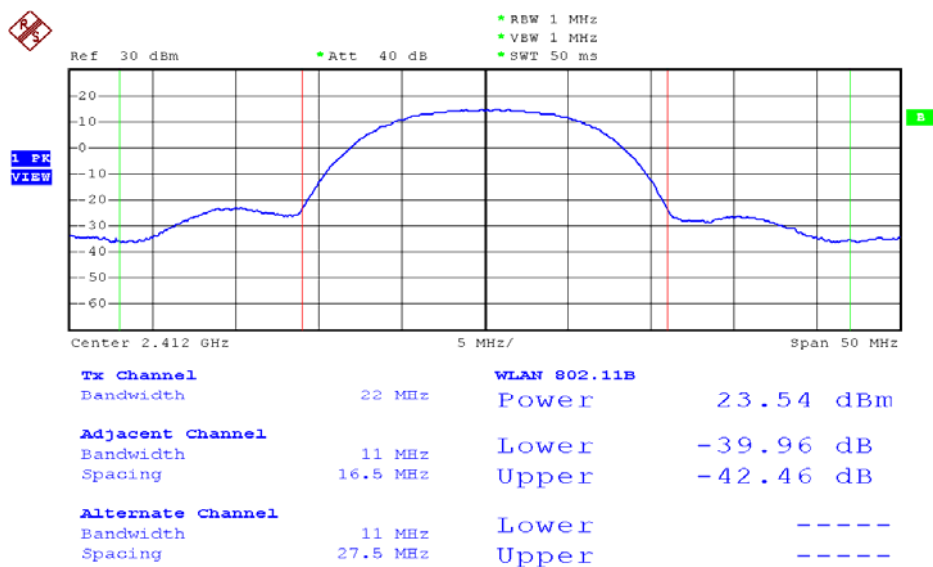


Modulation Standard: 802.11g (6Mbps), ANT R
Channel: 11

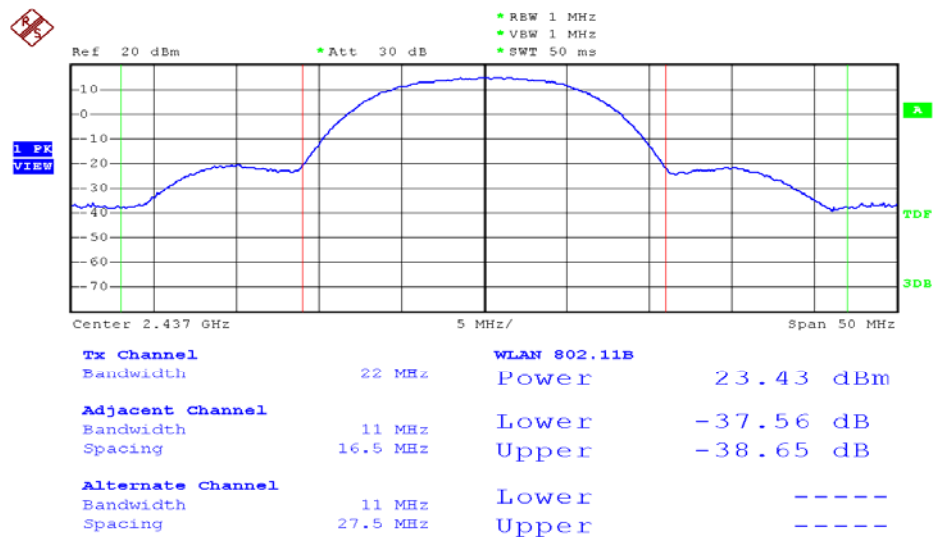




Modulation Standard: 802.11b (11Mbps), ANT L
Channel: 01

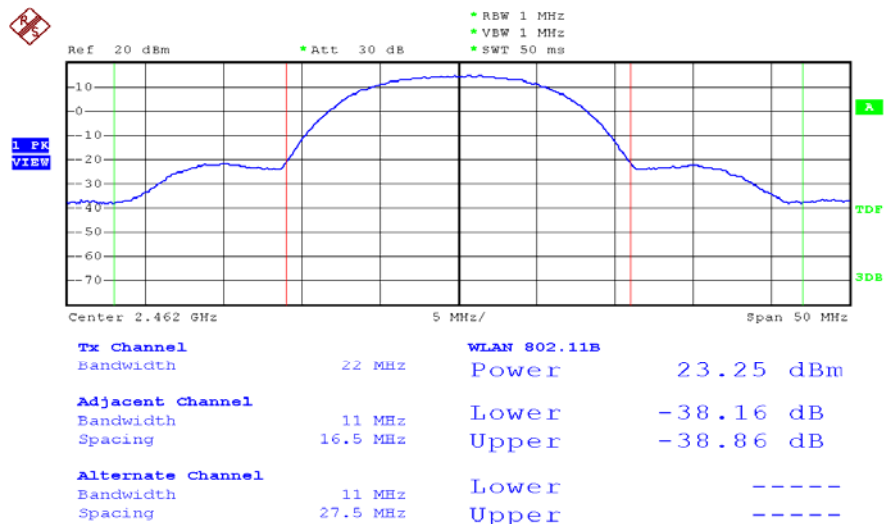


Modulation Standard: 802.11b (11Mbps), ANT L
Channel: 06

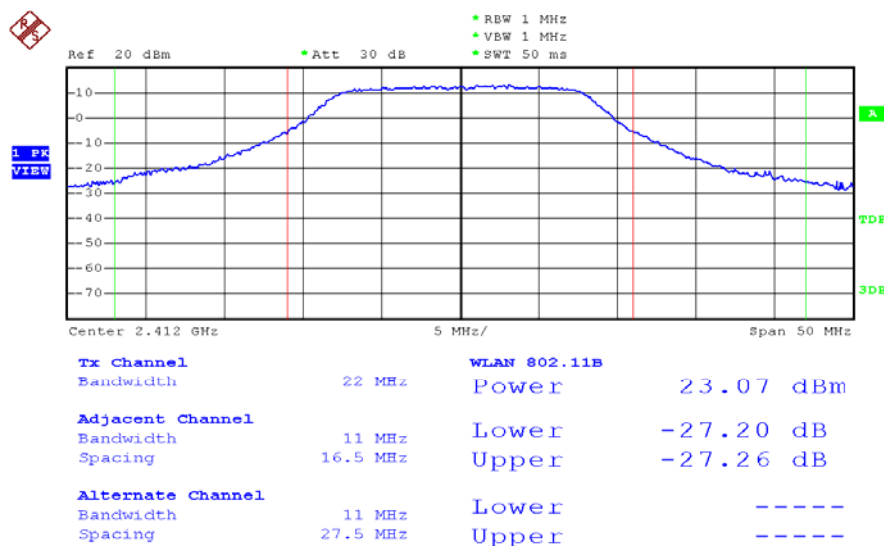




Modulation Standard: 802.11b (11Mbps), ANT L
Channel: 11

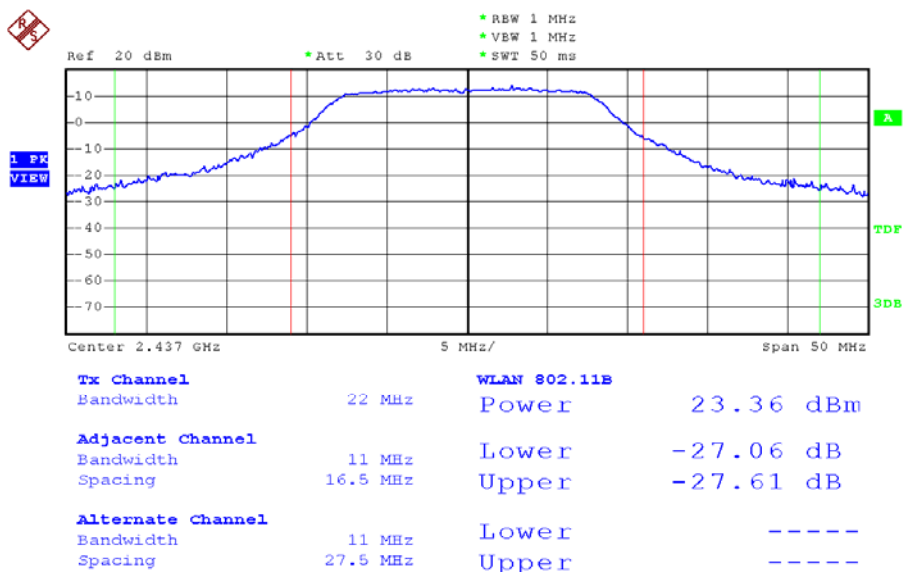


Modulation Standard: 802.11g (6Mbps), ANT L
Channel: 01

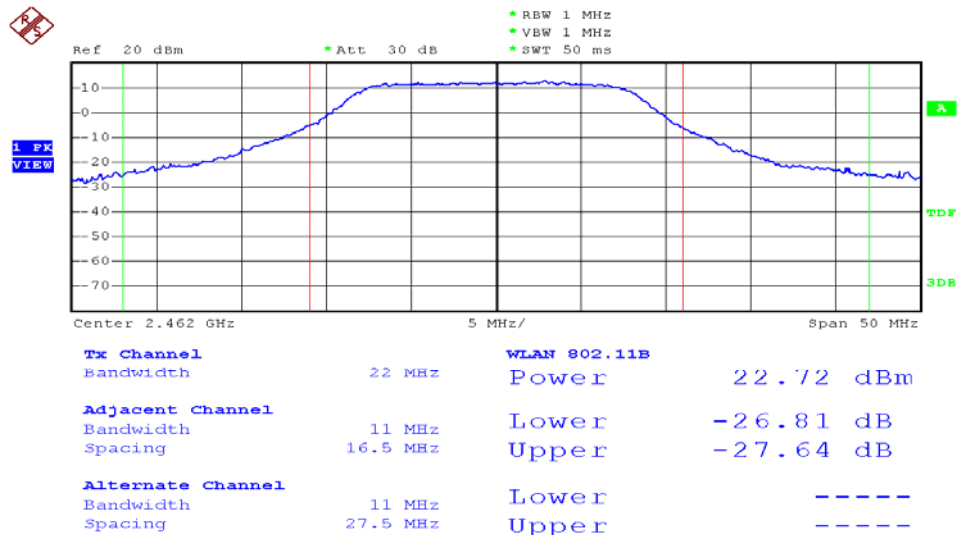




Modulation Standard: 802.11g (6Mbps), ANT L
Channel: 06

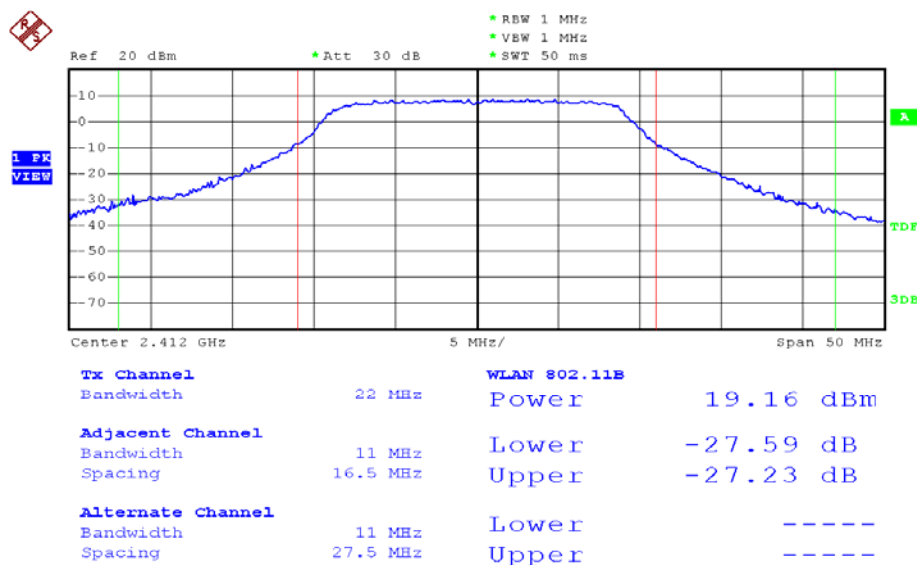


Modulation Standard: 802.11g (6Mbps), ANT L
Channel: 11

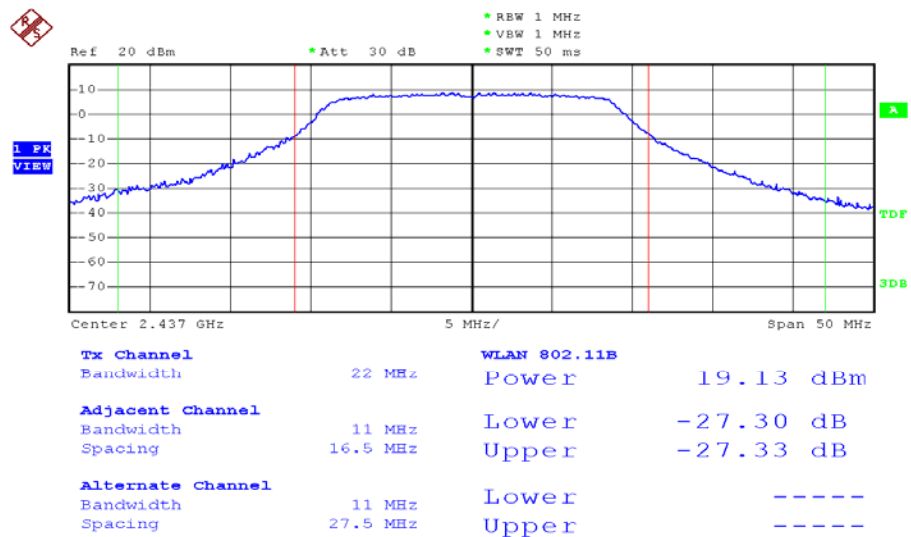




Modulation Standard: 802.11n HT20 (6.5Mbps), ANT R
Channel: 01

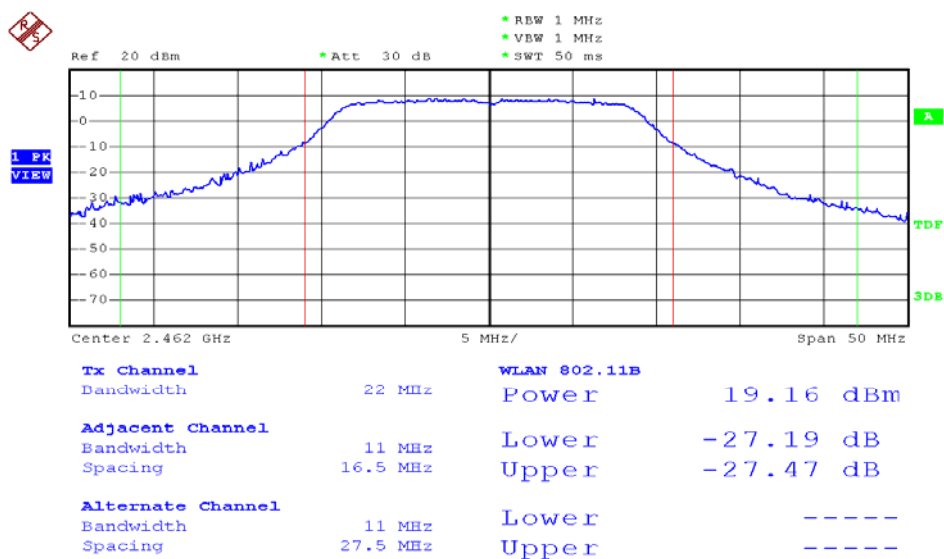


Modulation Standard: 802.11n HT20 (6.5Mbps), ANT R
Channel: 06

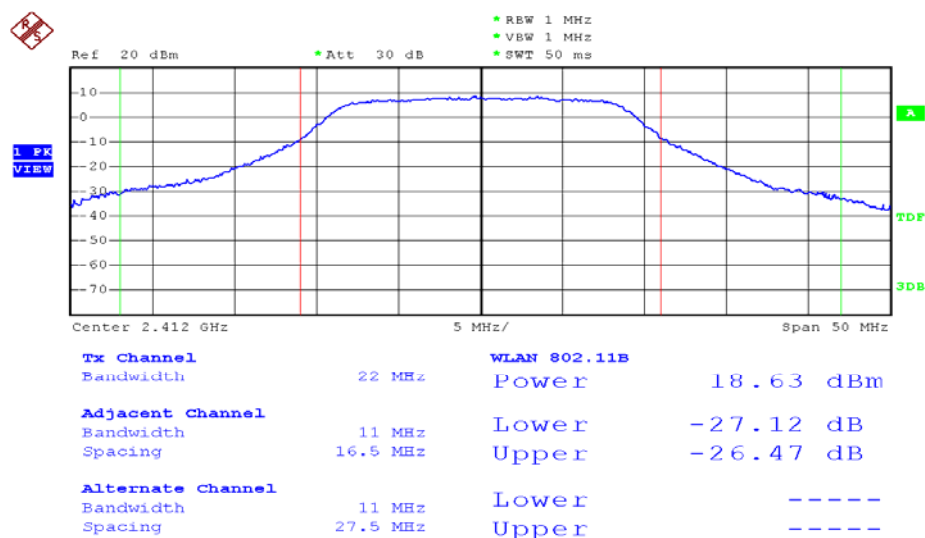




Modulation Standard: 802.11n HT20 (6.5Mbps), ANT R
Channel: 11

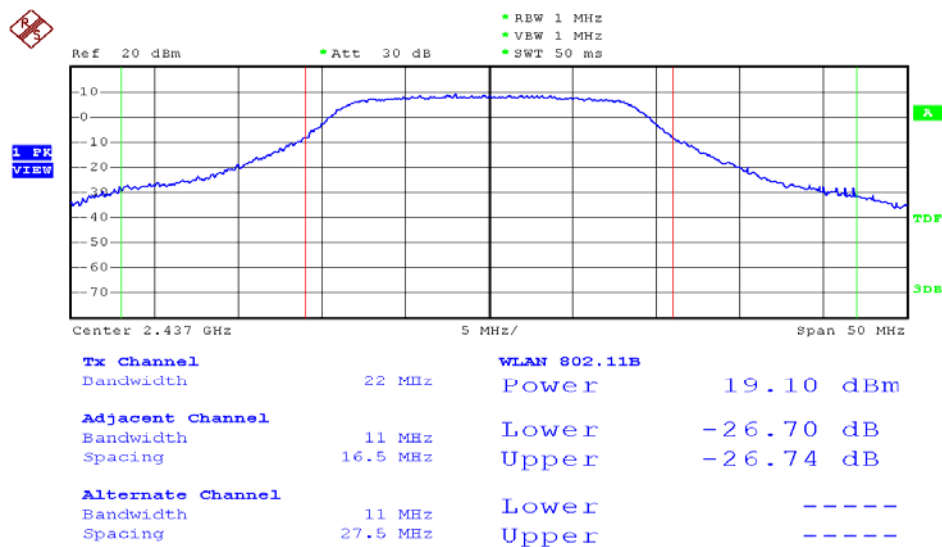


Modulation Standard: 802.11n HT20 (6.5Mbps), ANT L
Channel: 01

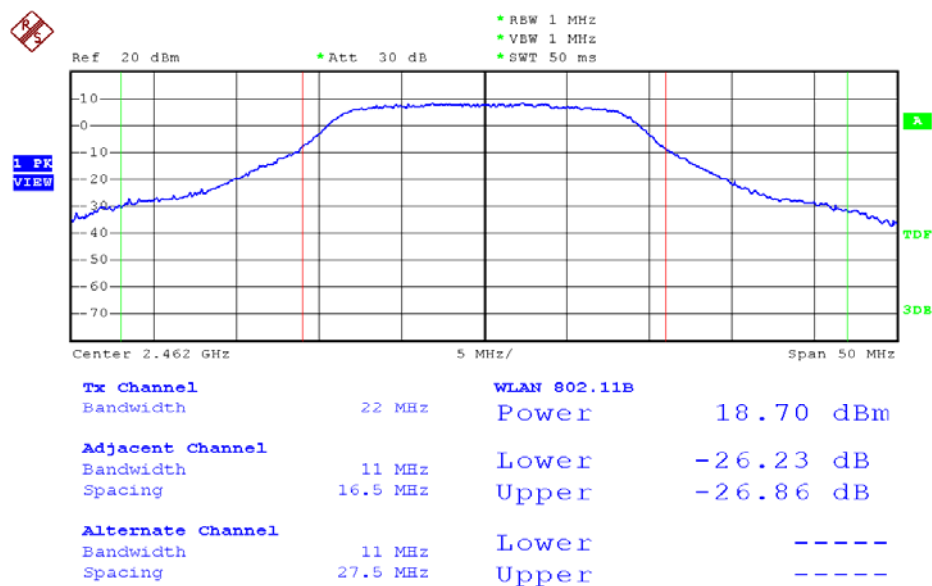




Modulation Standard: 802.11n HT20 (6.5Mbps), ANT L
Channel: 06

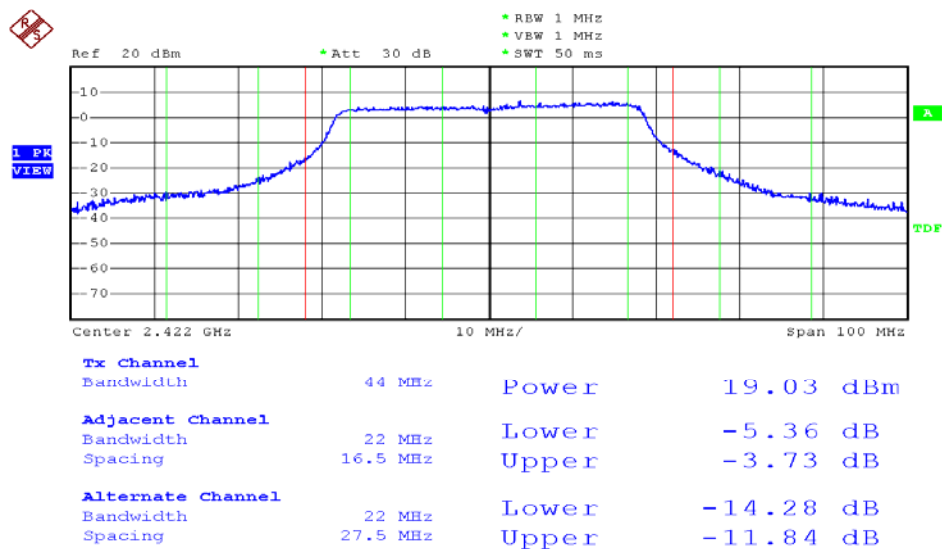


Modulation Standard: 802.11n HT20 (6.5Mbps), ANT L
Channel: 11

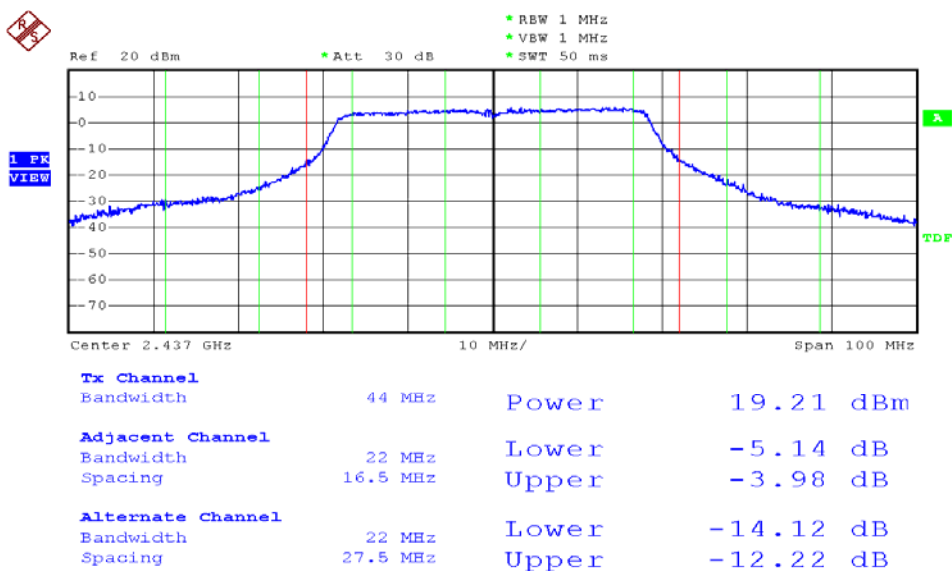




Modulation Standard: 802.11n HT40 (13.5Mbps), ANT R
Channel: 03

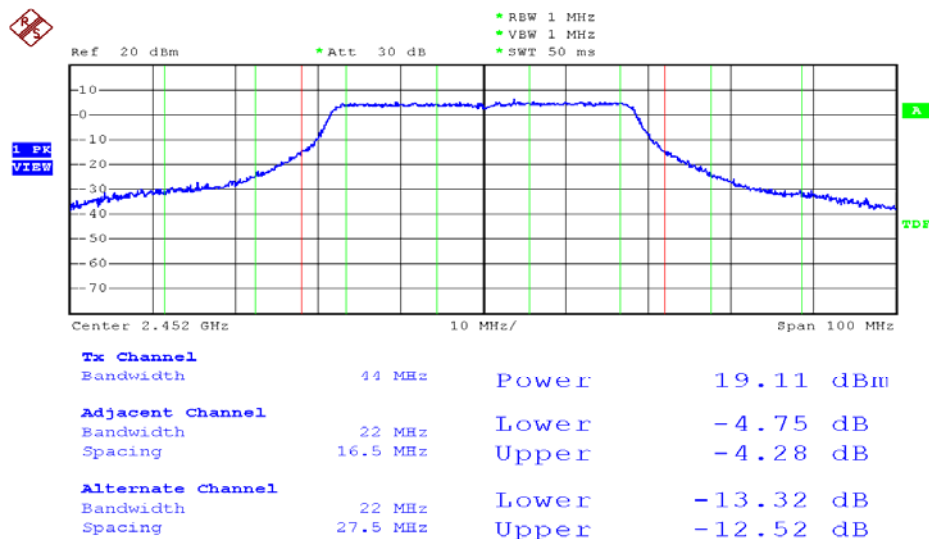


Modulation Standard: 802.11n HT40 (13.5Mbps), ANT R
Channel: 06

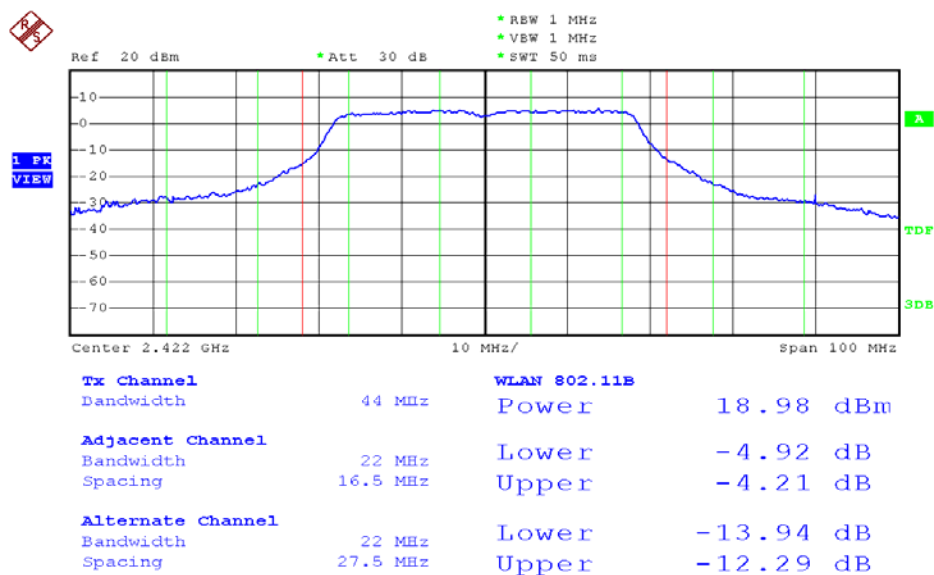




Modulation Standard: 802.11n HT40 (13.5Mbps), ANT R
Channel: 09

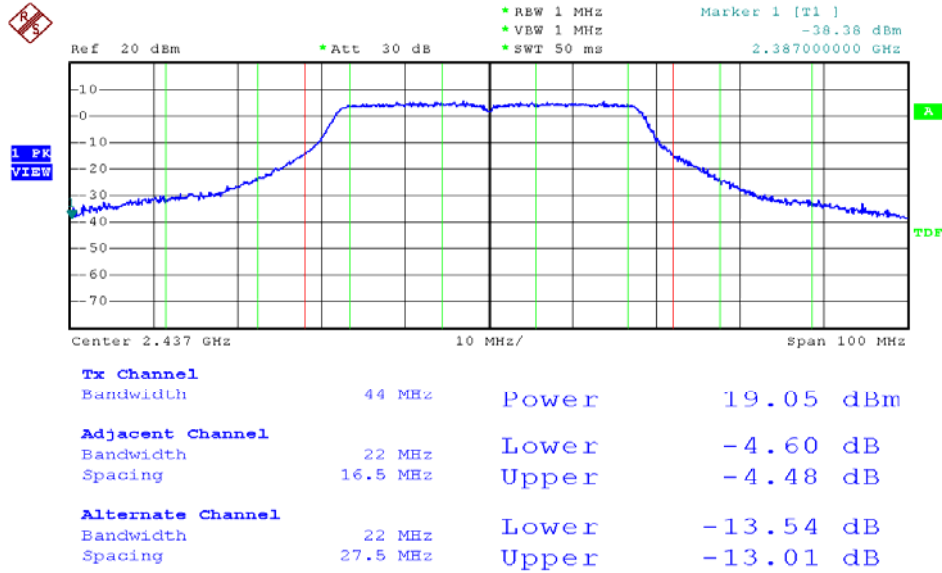


Modulation Standard: 802.11n HT40 (13.5Mbps), ANT L
Channel: 03

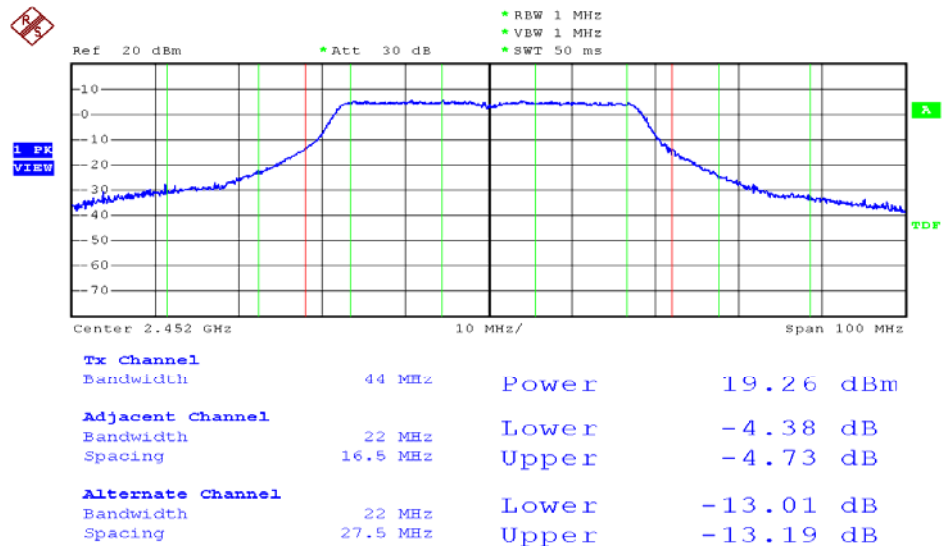




Modulation Standard: 802.11n HT40 (13.5Mbps), ANT L
Channel: 06



Modulation Standard: 802.11n HT40 (13.5Mbps), ANT L
Channel: 09





8. Band Edges Measurement

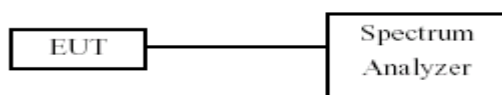
8.1 Test Limit

Below -20dB of the highest emission level of operating band (In 100 kHz Resolution Bandwidth)

8.2 Test Procedure

- The transmitter output was connected to the spectrum analyzer via a low lose cable.
- Set both RBW and VBW of spectrum analyzer to 100 KHz with convenient frequency span including 100 KHz bandwidth from band edge.
- The band edges was measured and recorded.

8.3 Test Setup Layout



8.4 Measurement equipment

Instrument/Ancillary	Model No.	Manufacturer	Serial No.	Calibration Date	Valid Date
Spectrum Analyzer	FSP40	R&S	10047	2008/02/22	2009/02/21

8.5 Test Result and Data

Test Date: Jan. 09, 2009

Temperature: 25°C

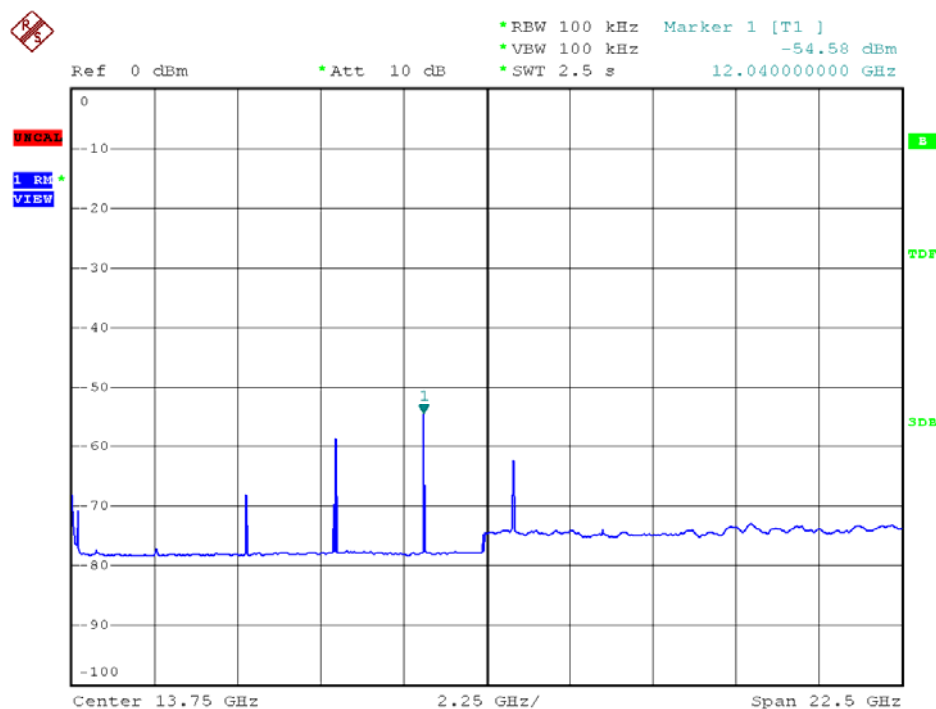
Atmospheric pressure: 1020 hPa

Humidity: 60%

Modulation Standard	Channel	Frequency (MHz)	maximum value in frequency (MHz)		maximum value (dBm)	
			ANT R	ANT L	ANT R	ANT L
802.11b (11Mbps)	01	2412	2397.00	2397.40	-28.46	-29.57
	11	2462	2488.10	2860.00	-36.78	-25.14
802.11g (6Mbps)	01	2412	2399.80	2399.00	-18.41	-16.61
	11	2462	2483.70	2483.70	-32.73	-28.73
802.11n HT20 (6.5Mbps)	01	2412	2399.80	2399.80	-20.37	-16.60
	11	2462	2483.70	2483.70	-31.01	-31.33
802.11n HT40 (13.5Mbps)	03	2422	2399.80	2399.80	-25.43	-21.51
	09	2452	2485.70	2489.90	-28.48	-27.25

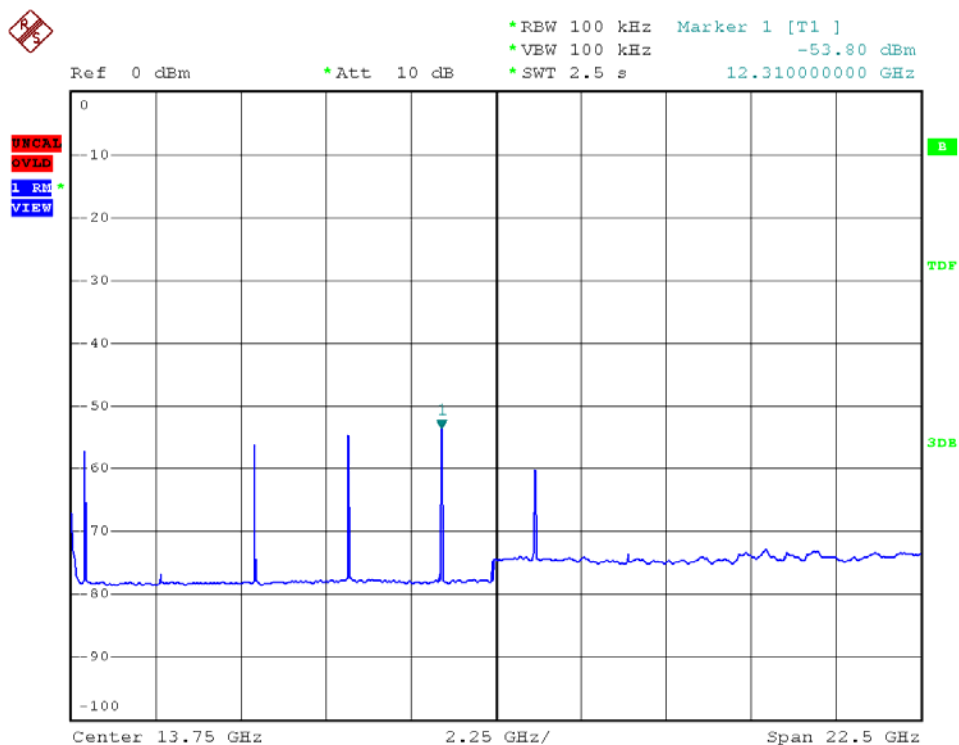
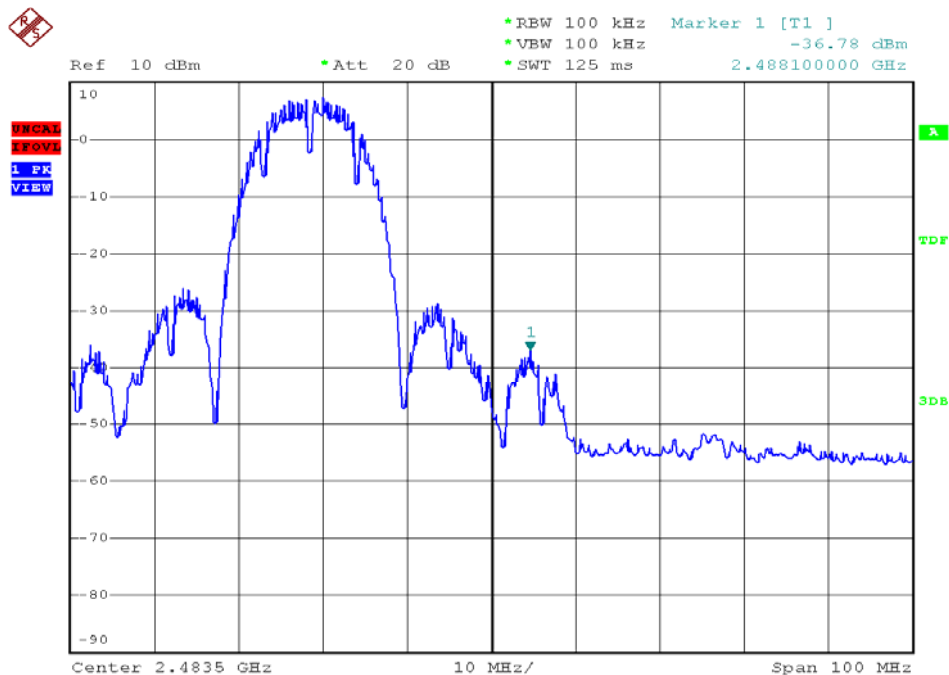


Modulation Standard: 802.11b (11Mbps), ANT R
Channel: 01



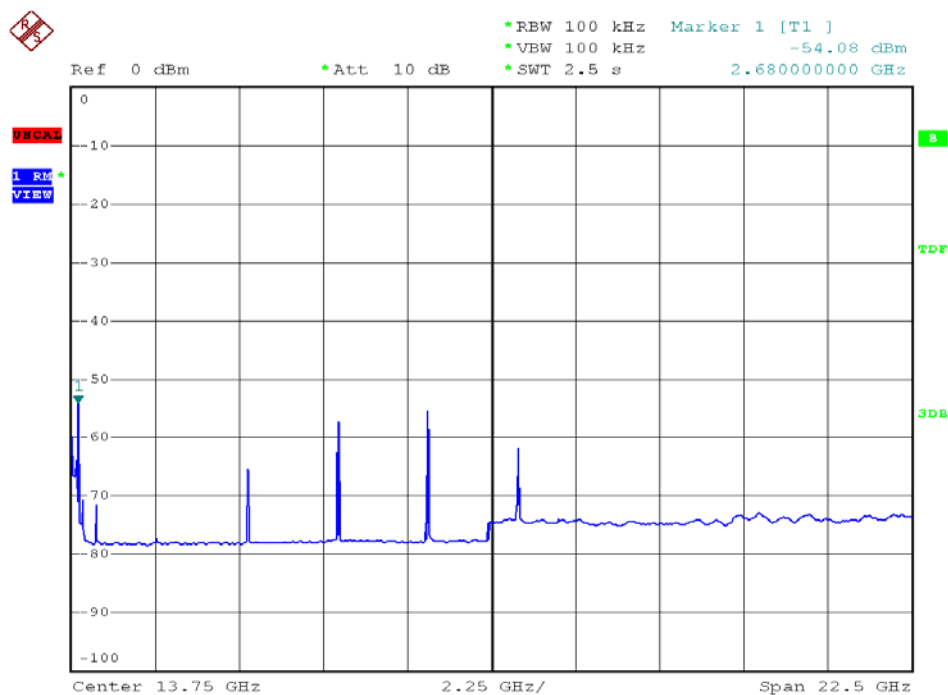
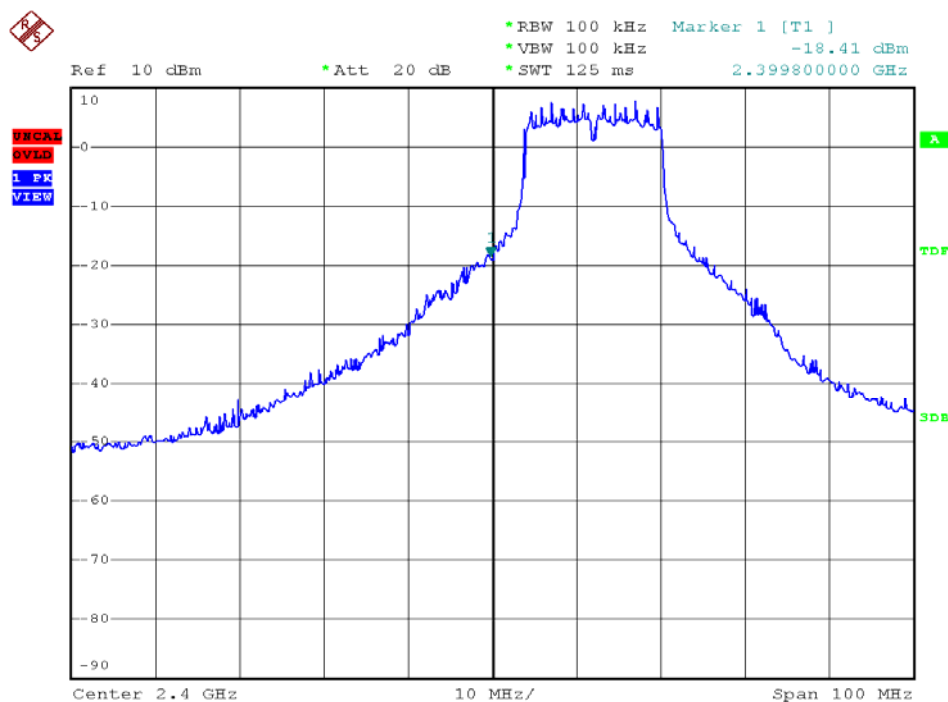


Modulation Standard: 802.11b (11Mbps), ANT R
Channel: 11



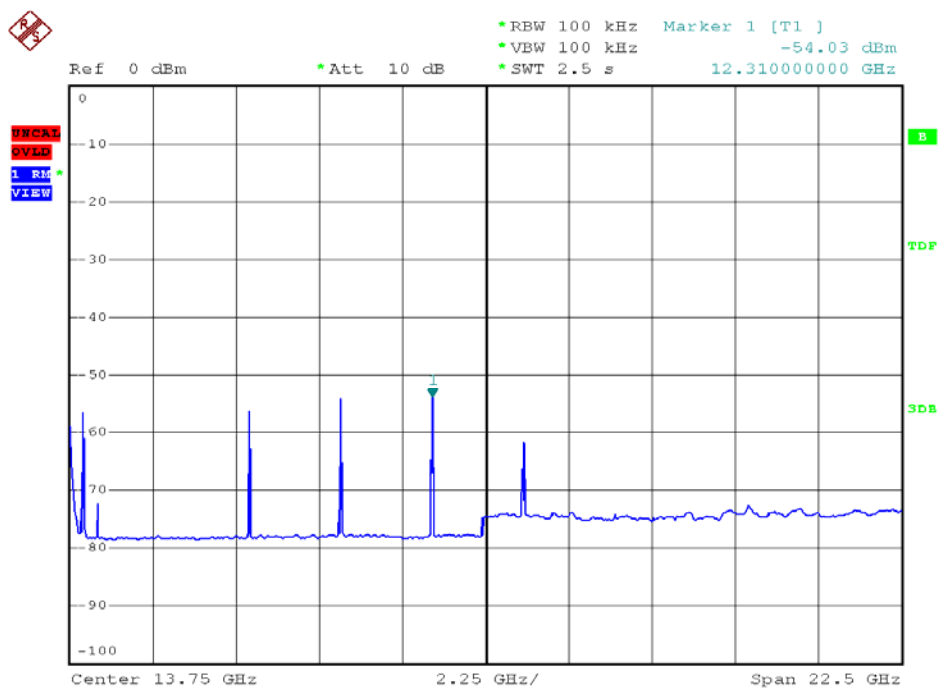
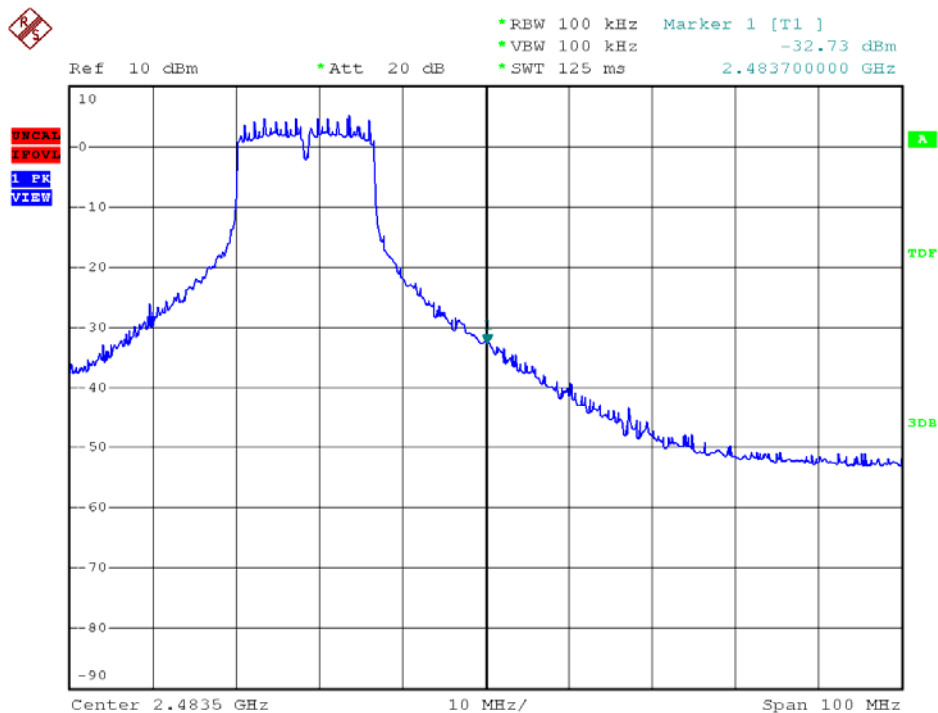


Modulation Standard: 802.11g (6Mbps), ANT R
Channel: 01



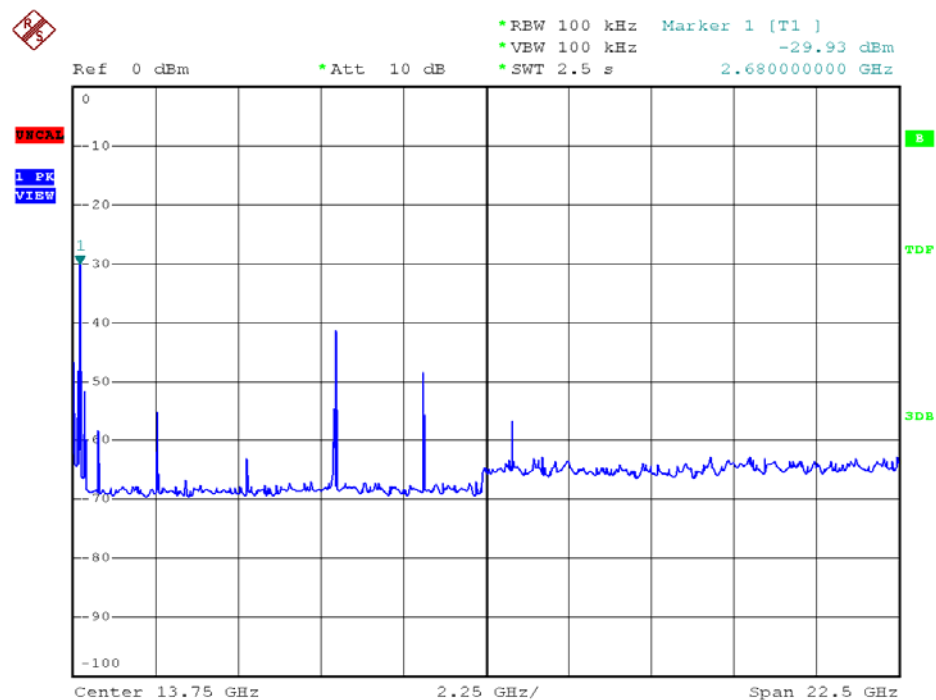
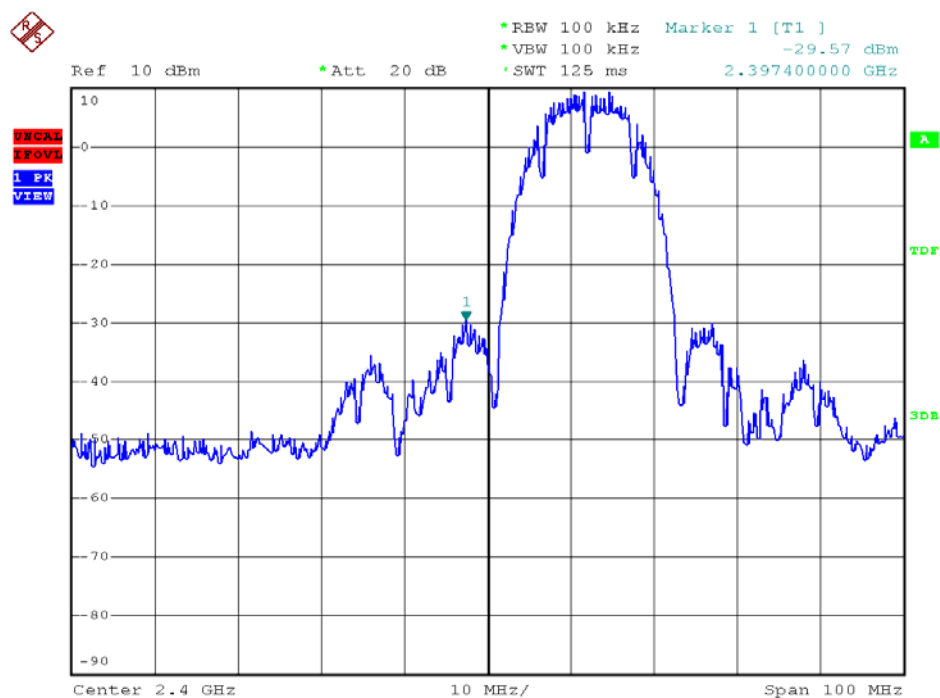


Modulation Standard: 802.11g (6Mbps), ANT R
Channel: 11



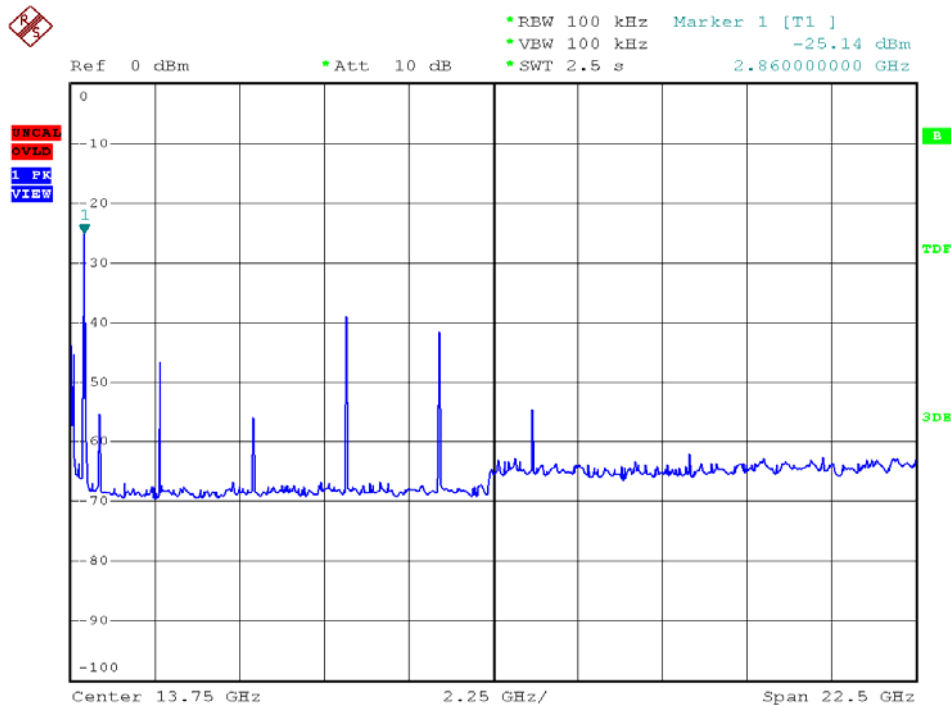
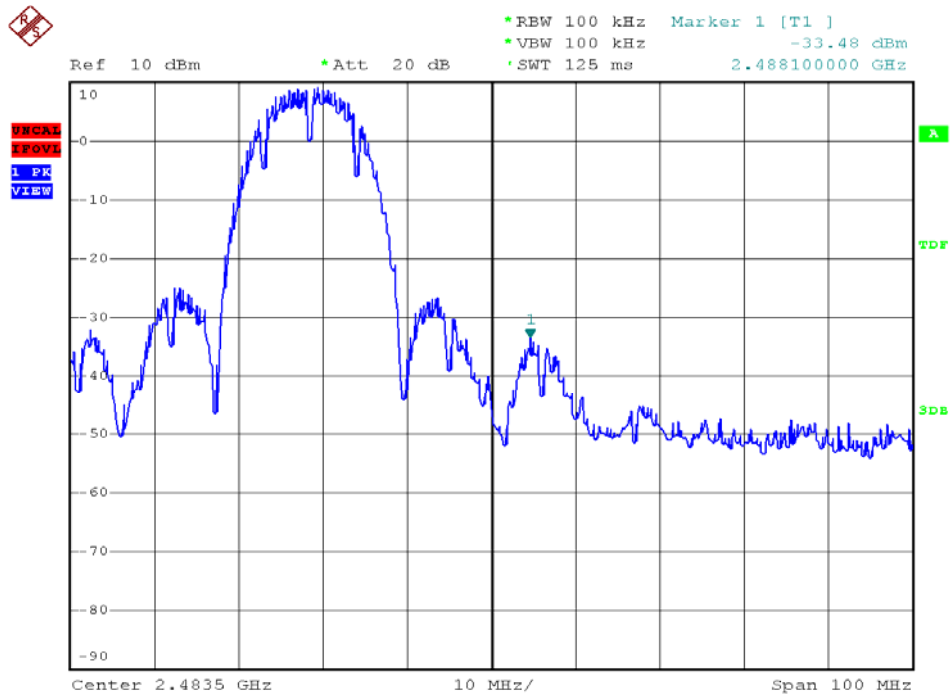


Modulation Standard: 802.11b (11Mbps), ANT L
Channel: 01





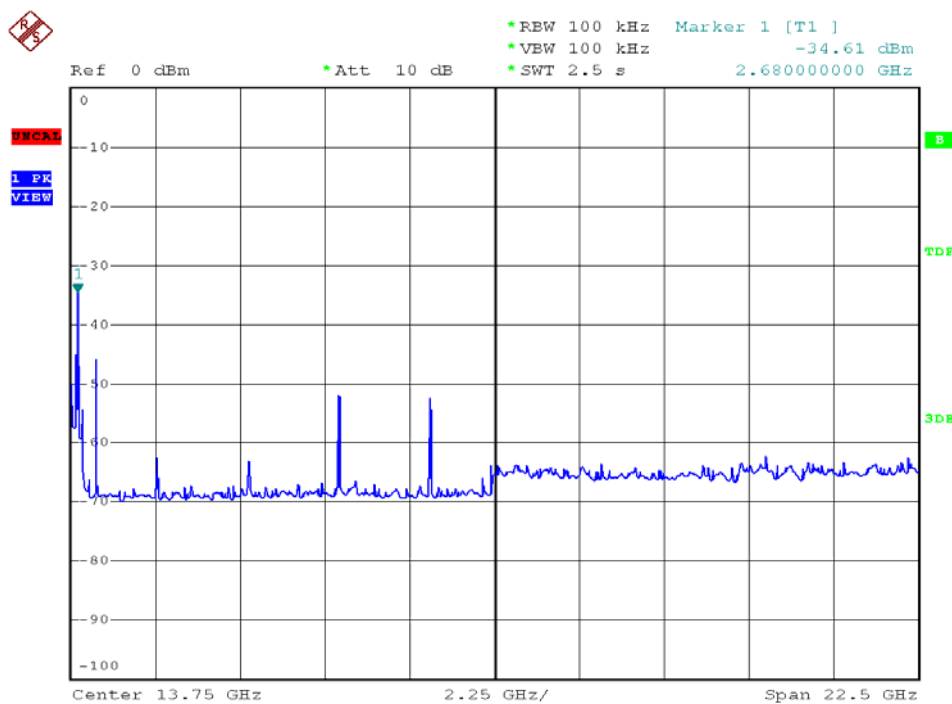
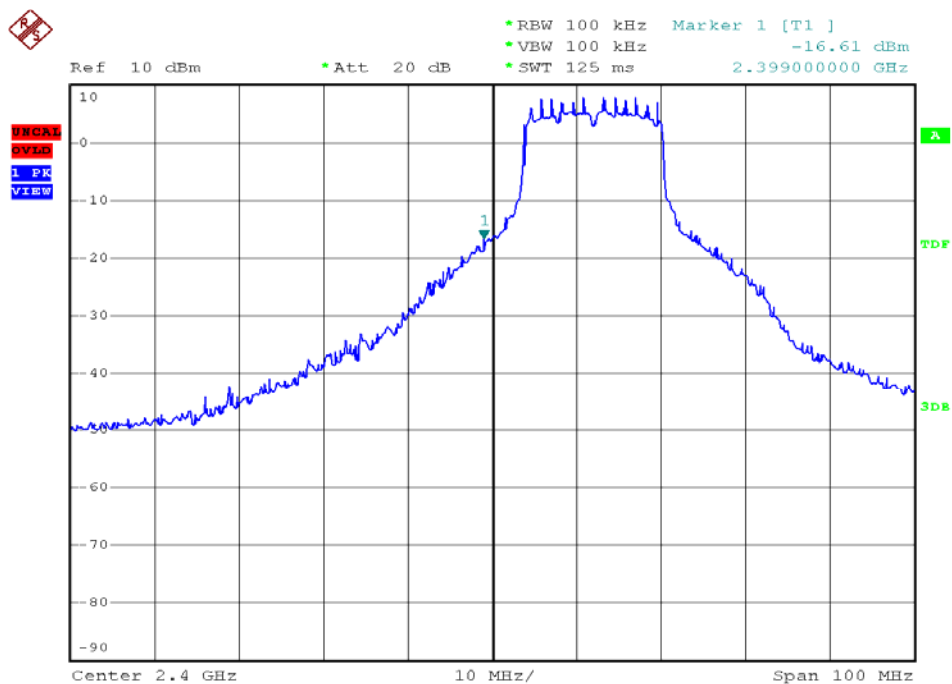
Modulation Standard: 802.11b (11Mbps), ANT L
Channel: 11





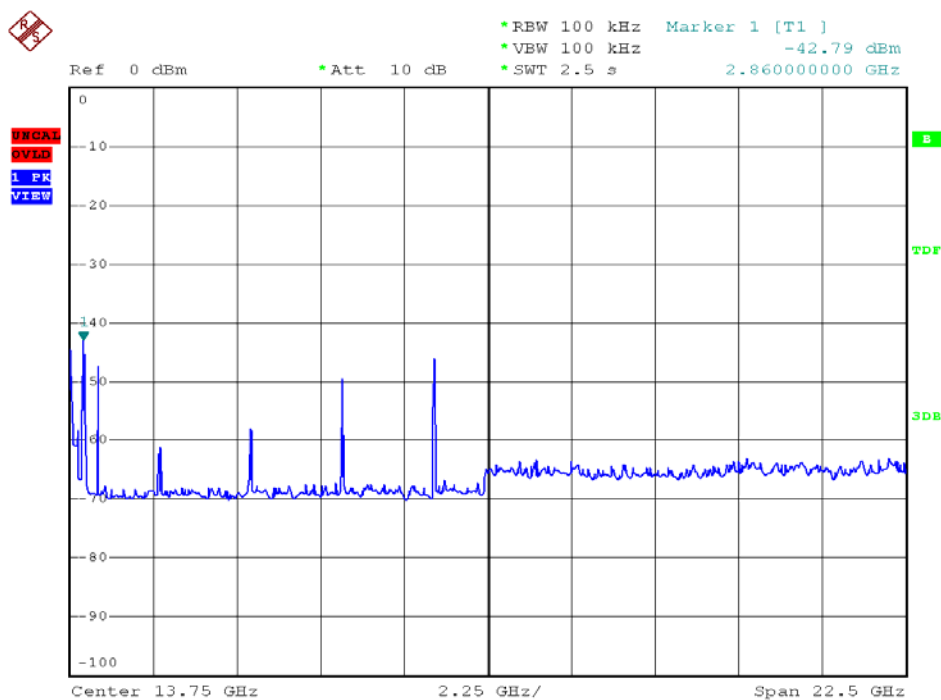
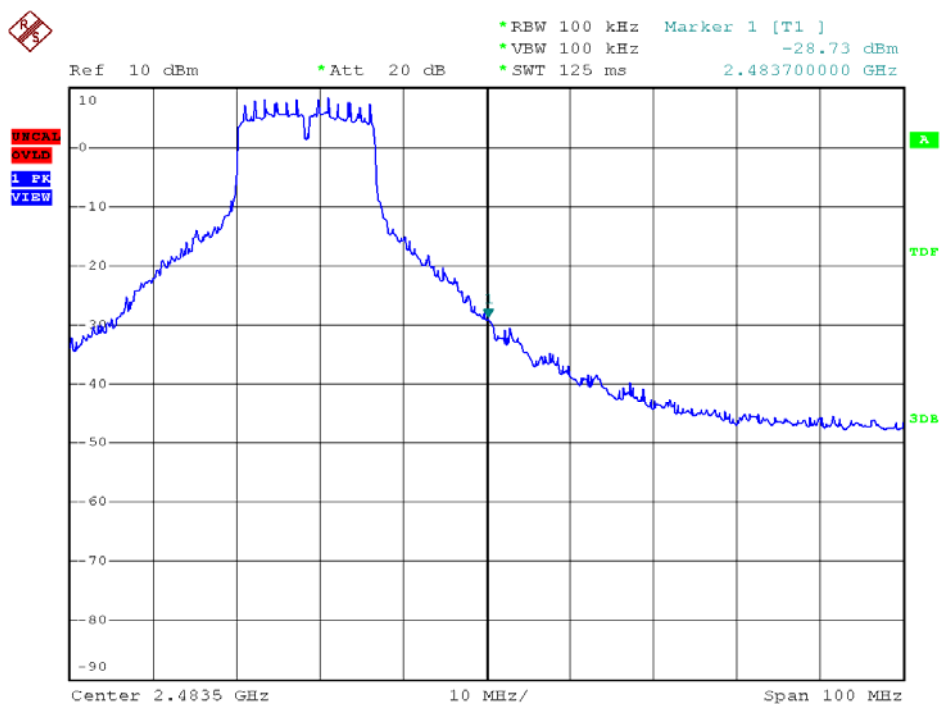
Modulation Standard: 802.11g (6Mbps), ANT L

Channel: 01



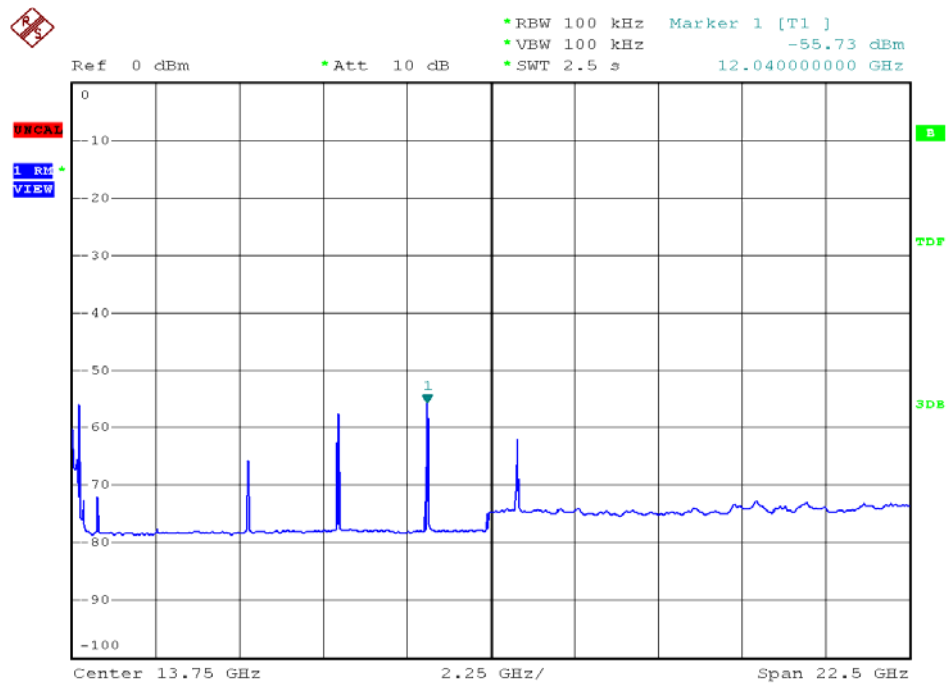
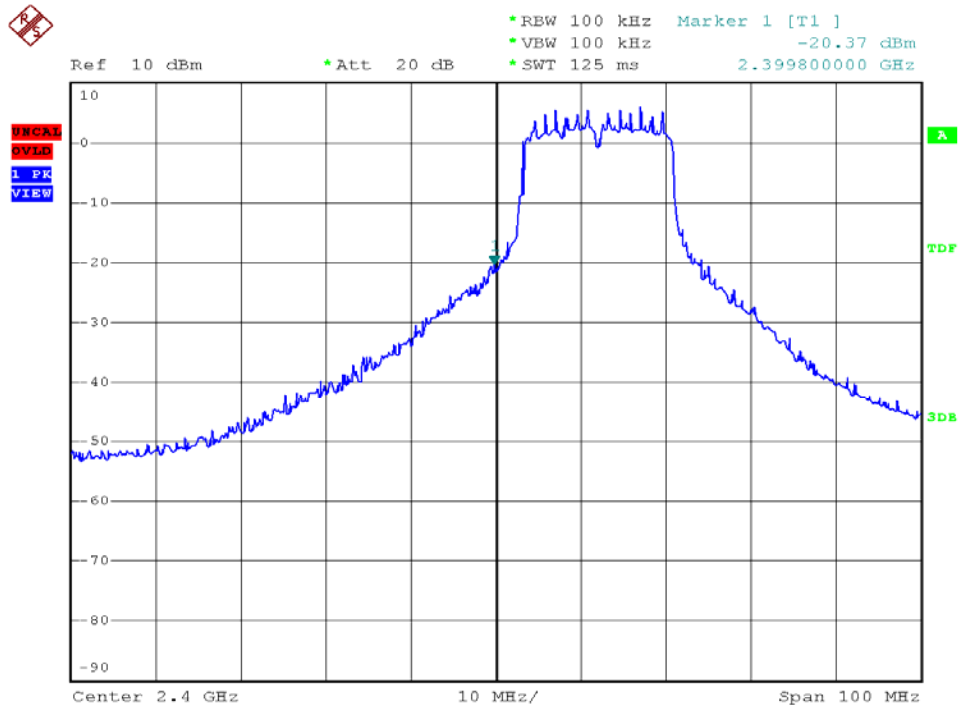


Modulation Standard: 802.11g (6Mbps), ANT L
Channel: 11



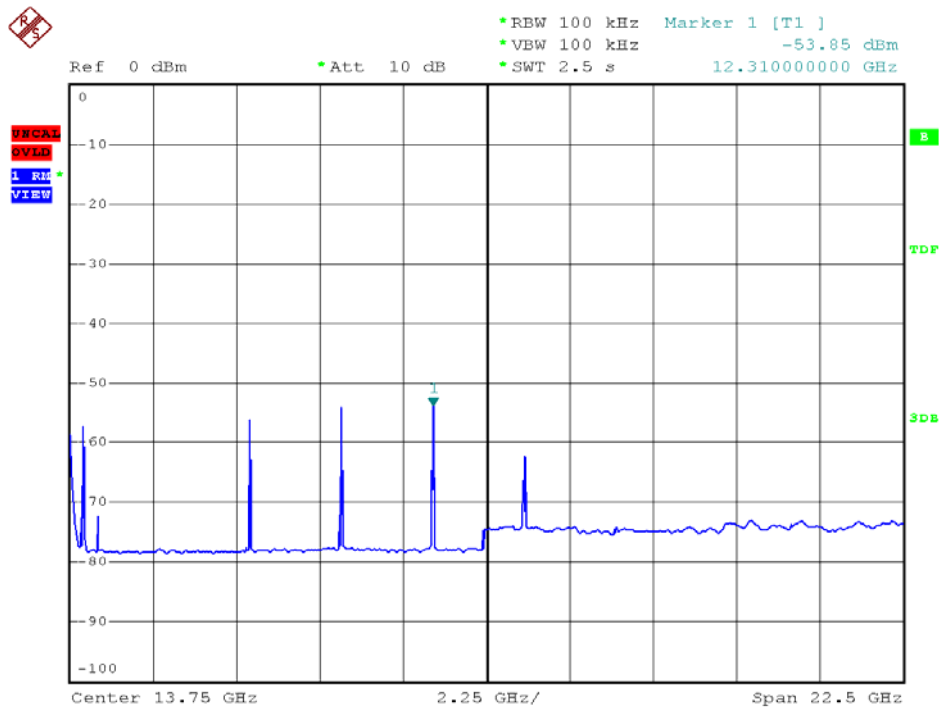
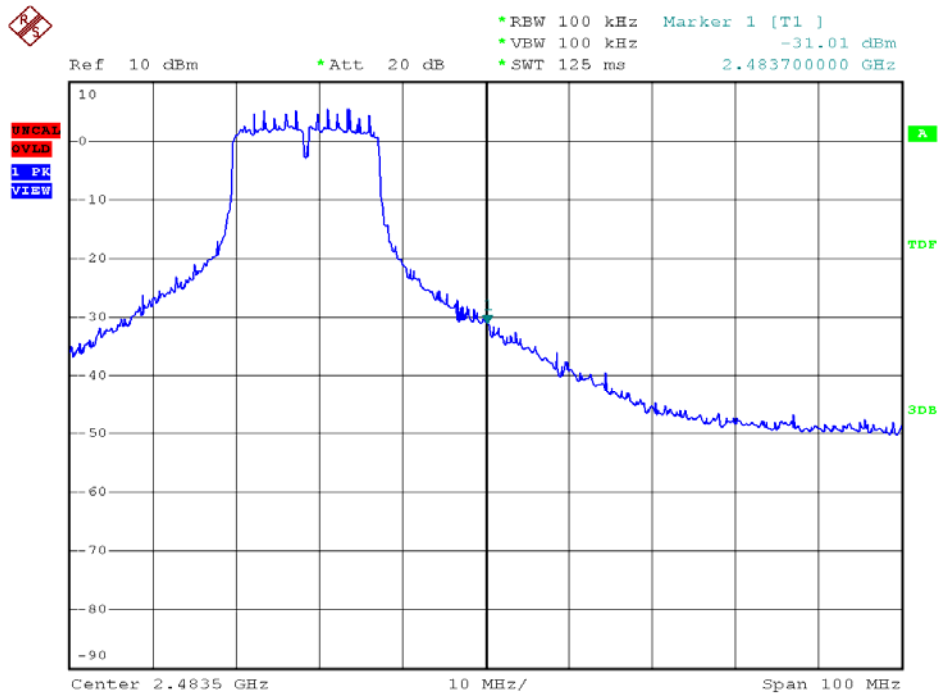


Modulation Standard: 802.11n HT20 (6.5Mbps), ANT R
Channel: 01



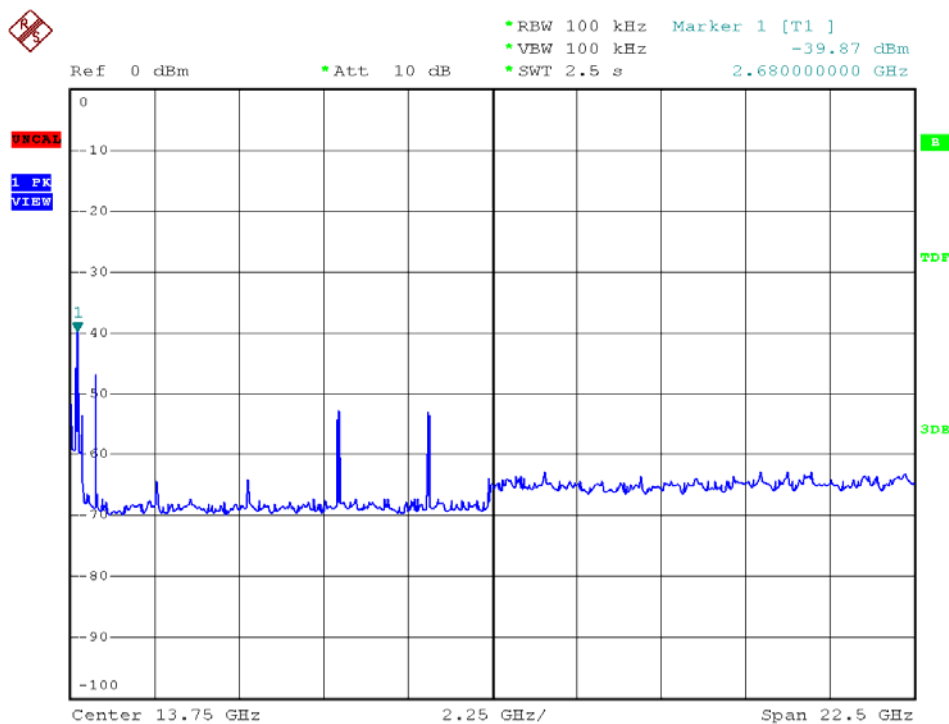
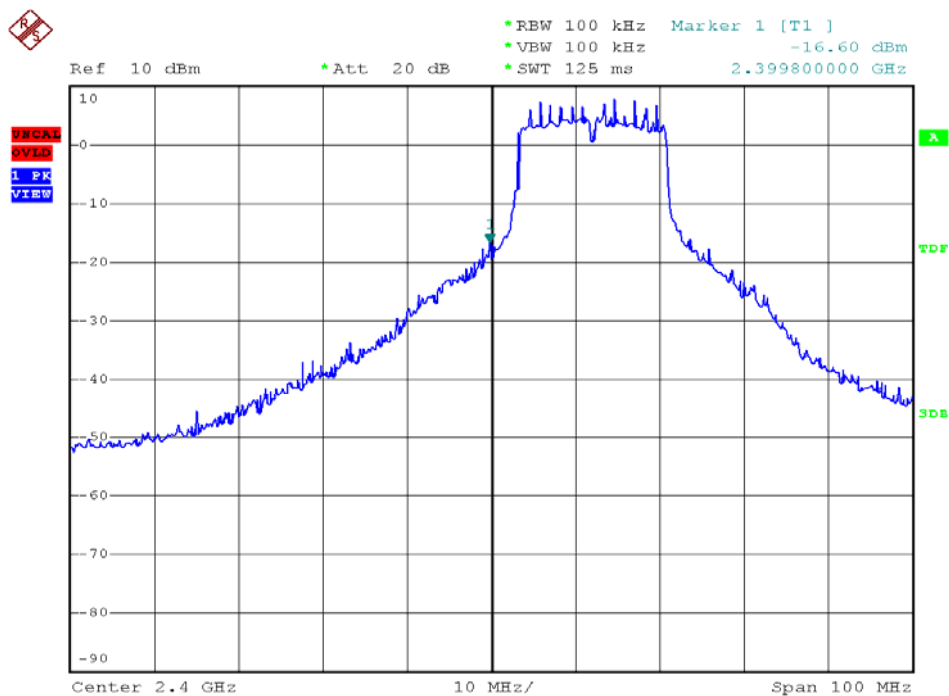


Modulation Standard: 802.11n HT20 (6.5Mbps), ANT R
Channel: 11



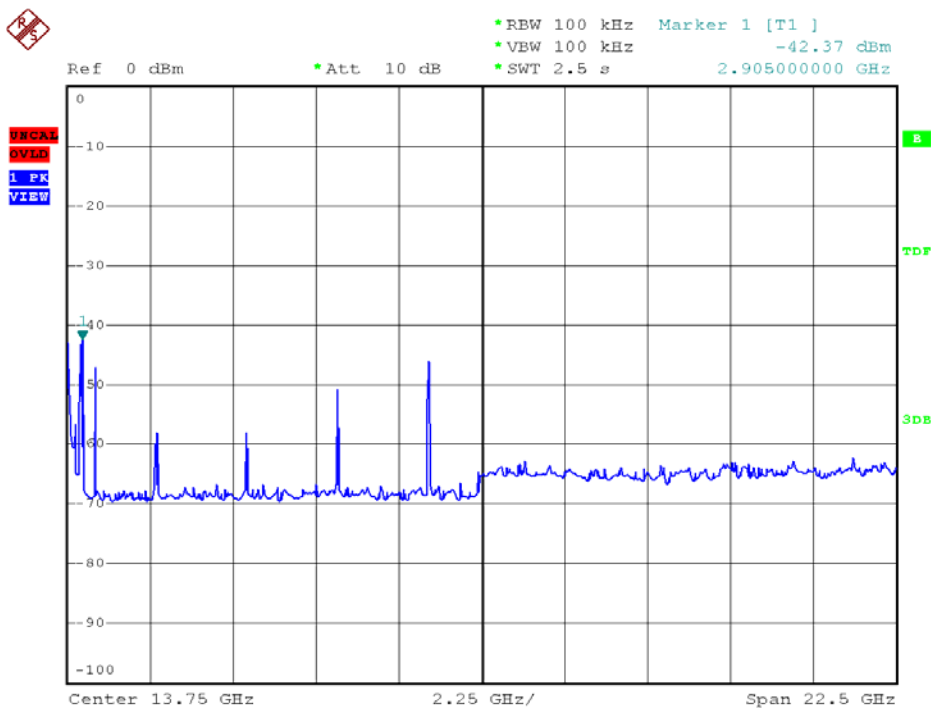
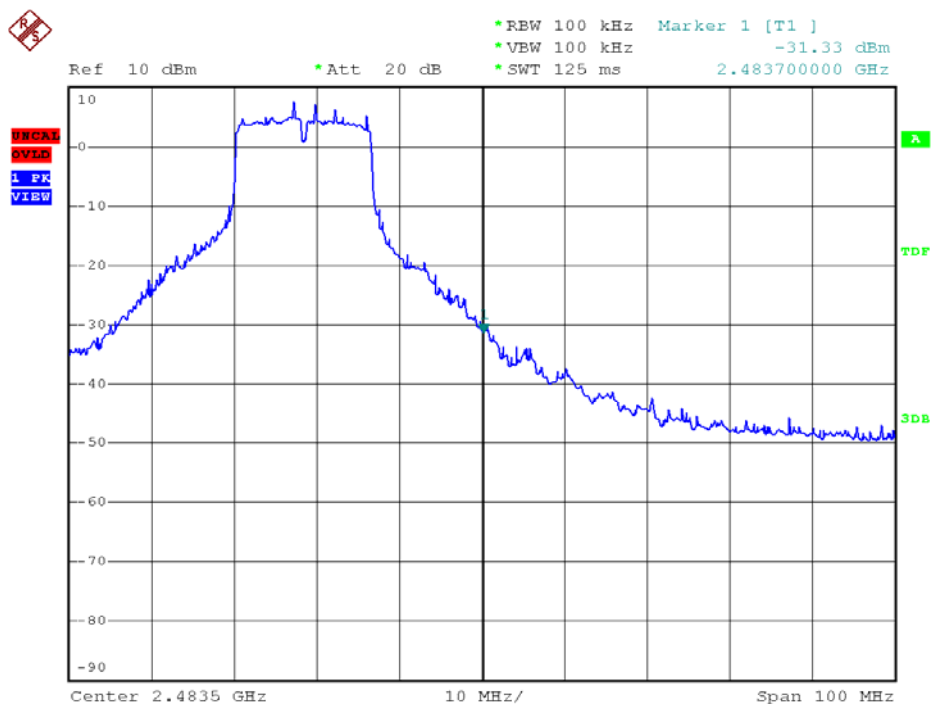


Modulation Standard: 802.11n HT20 (6.5Mbps), ANT L
Channel: 01



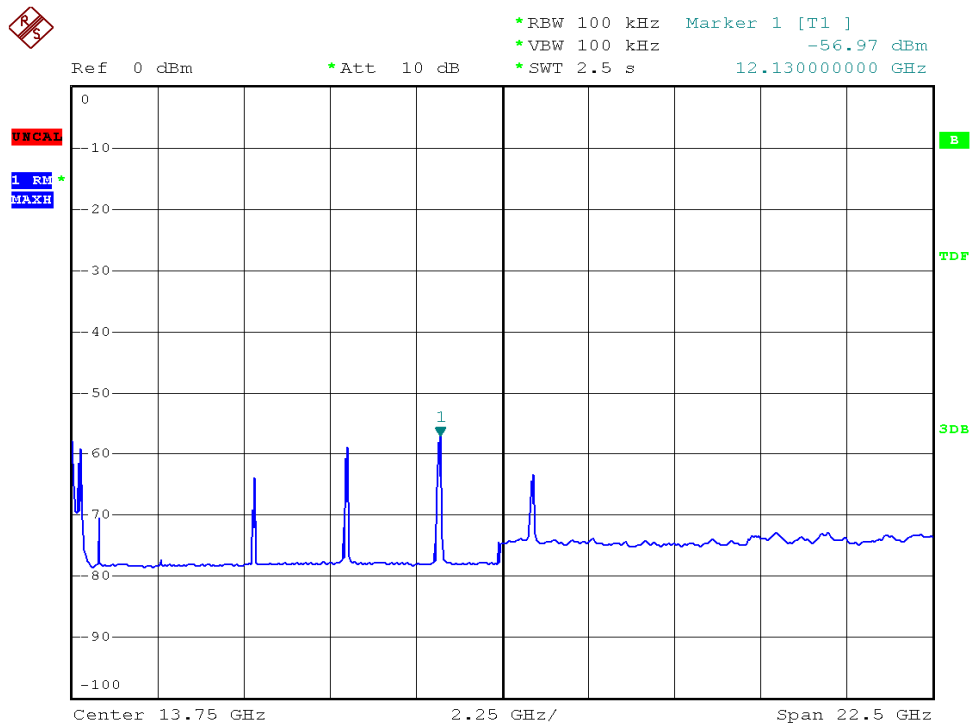
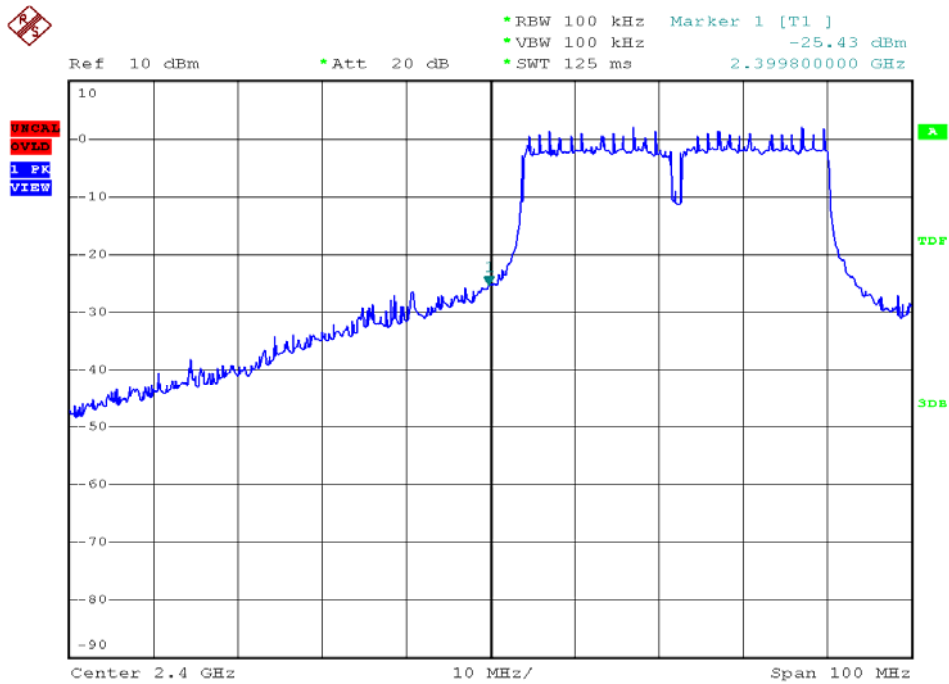


Modulation Standard: 802.11n HT20 (6.5Mbps), ANT L
Channel: 11



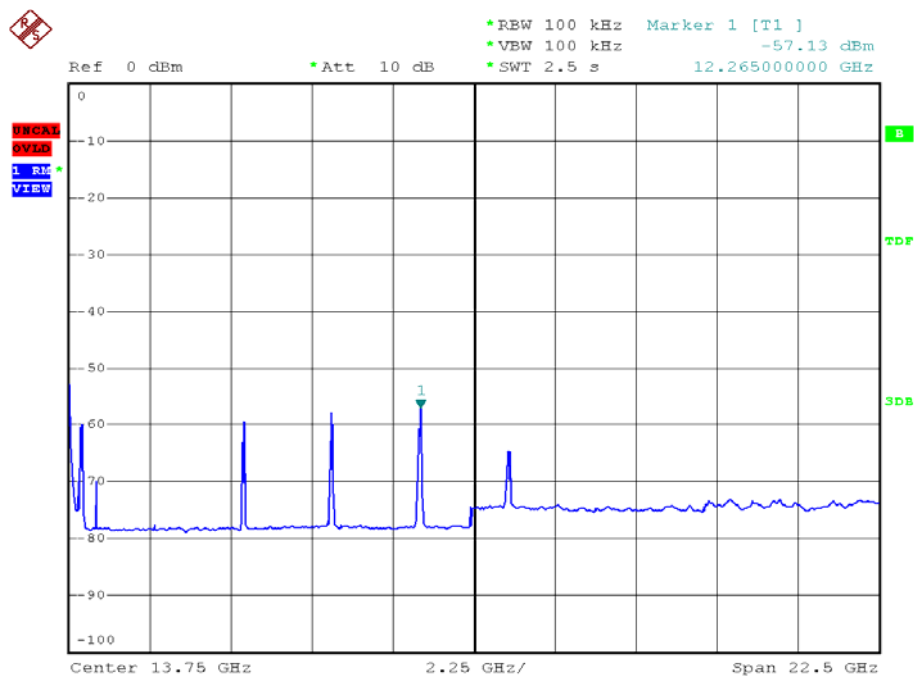
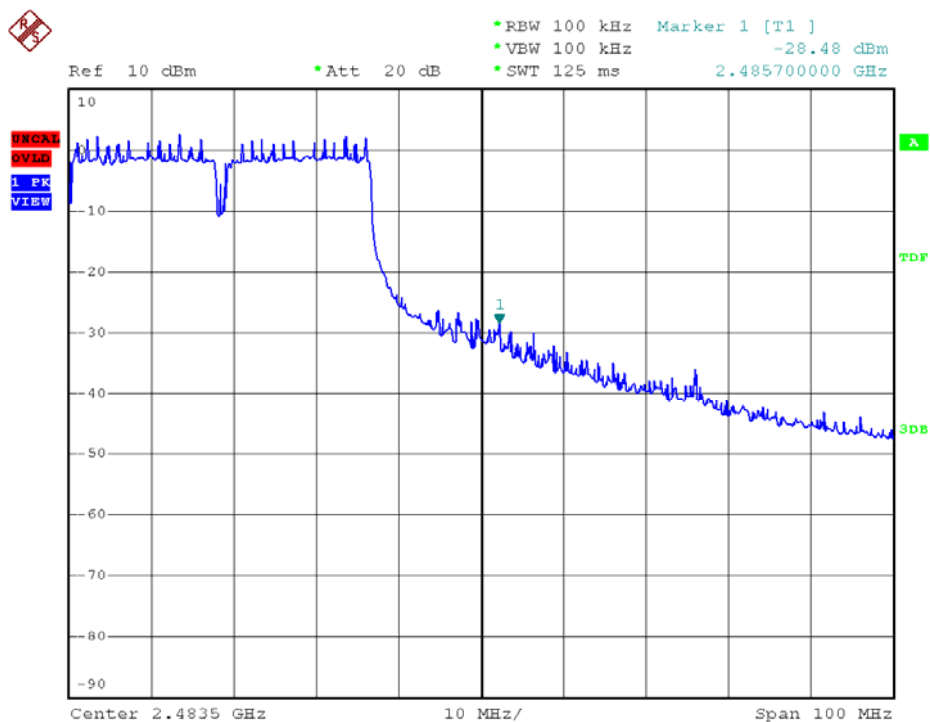


Modulation Standard: 802.11n HT40 (13.5Mbps), ANT R
Channel: 03



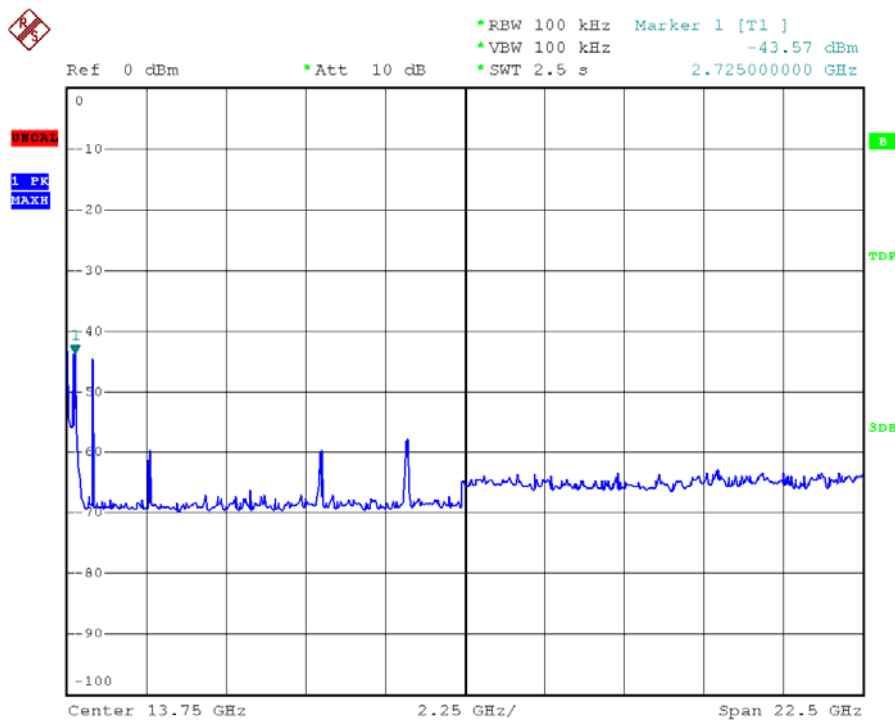
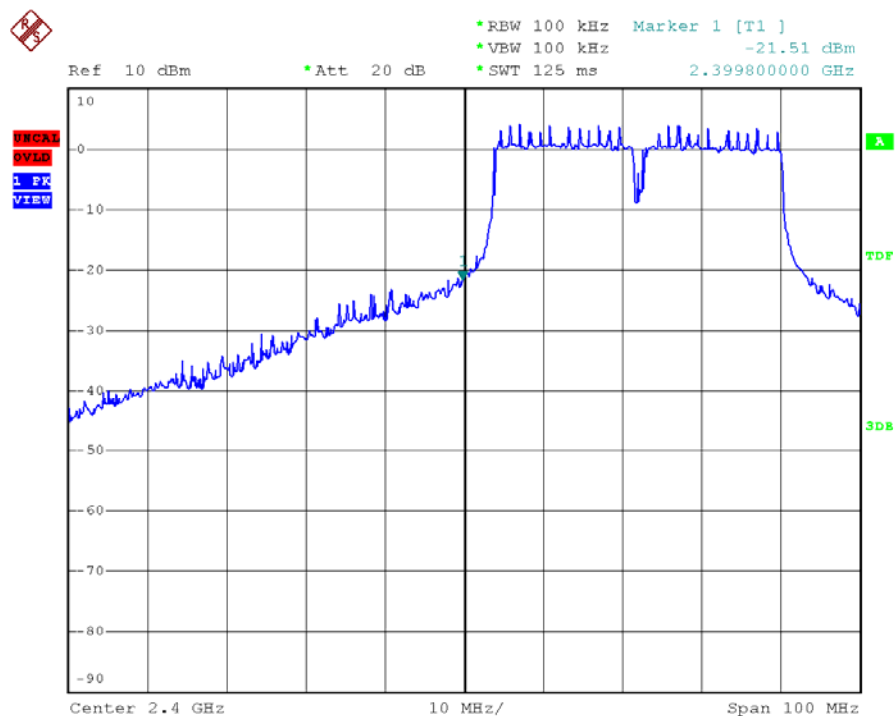


Modulation Standard: 802.11n HT40 (13.5Mbps), ANT R
Channel: 09



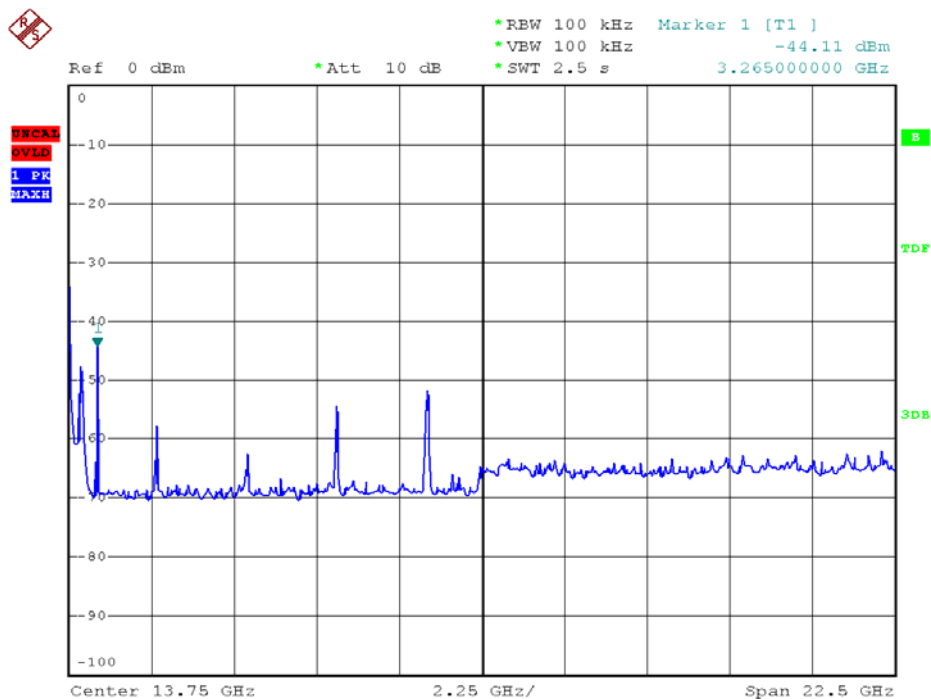
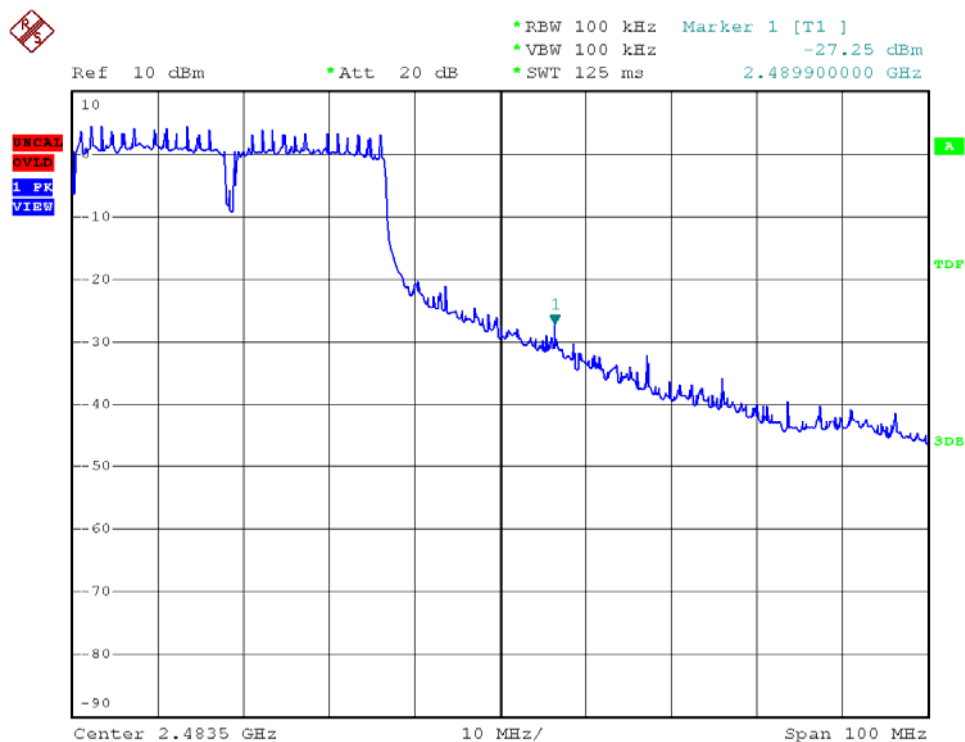


Modulation Standard: 802.11n HT40 (13.5Mbps), ANT L
Channel: 03





Modulation Standard: 802.11n HT40 (13.5Mbps), ANT L
Channel: 09





8.6 Restrict Band Emission Measurement Data

Test Date : Jan. 09, 2009
Temperature : 22°C
Humidity : 70%
Atmospheric Pressure : 1010 hPa

Modulation Standard: IEEE 802.11b (11Mbps), Adapter: MT12-Y120100-A1

Channel 1						Fundamental Frequency: 2412 MHz				
Frequency (MHz)	Ant-Pol H/V	Meter Reading	Corrected Factor	Result (dBuV/m)	Remark	Limit@3m (dBuV/m)		Margin (dB)	Table (Deg.)	Ant High (m)
						Peak	Ave.			
2379.97	H	56.76	-3.35	53.41	Peak	74	54	-20.59	300	1.2
2369.36	H	43.16	-3.37	39.79	Ave	74	54	-14.21	300	1.2
2389.76	V	64.76	-3.30	61.46	Peak	74	54	-12.54	292	1.2
2389.85	V	50.95	-3.30	47.65	Ave	74	54	-6.35	292	1.2
Channel 11						Fundamental Frequency: 2462 MHz				
2484.69	H	56.46	-2.96	53.50	Peak	74	54	-20.50	300	1.2
2485.33	H	45.88	-2.95	42.93	Ave	74	54	-11.07	300	1.2
2483.62	V	64.53	-2.96	61.57	Peak	74	54	-12.43	292	1.2
2483.55	V	53.44	-2.96	50.48	Ave	74	54	-3.52	292	1.2

Modulation Standard: IEEE 802.11g (6Mbps), Adapter: MT12-Y120100-A1

Channel 1						Fundamental Frequency: 2412 MHz				
Frequency (MHz)	Ant-Pol H/V	Meter Reading	Corrected Factor	Result (dBuV/m)	Remark	Limit@3m (dBuV/m)		Margin (dB)	Table (Deg.)	Ant High (m)
						Peak	Ave.			
2365.49	H	57.36	-3.38	53.98	Peak	74	54	-20.02	300	1.2
2319.89	H	45.74	-3.55	42.19	Ave	74	54	-11.81	300	1.2
2389.76	V	65.21	-3.30	61.91	Peak	74	54	-12.09	292	1.2
2389.89	V	53.16	-3.50	49.66	Ave	74	54	-4.34	292	1.2
Channel 11						Fundamental Frequency: 2462 MHz				
2484.19	H	57.36	-2.96	54.40	Peak	74	54	-19.61	300	1.2
2484.19	H	45.55	-2.96	42.59	Ave	74	54	-11.41	300	1.2
2484.95	V	65.62	-2.95	62.67	Peak	74	54	-11.33	292	1.2
2483.74	V	53.77	-2.96	50.81	Ave	74	54	-3.19	292	1.2

Notes:

1. Result = Meter Reading + Factor
2. Factor = Antenna Factor + Cable Loss – Amplifier
3. The resolution bandwidth of test receiver/spectrum analyzer is 1 MHz and video bandwidth is 3 MHz for Peak detection at frequency above 1GHz.
4. The resolution bandwidth of test receiver/spectrum analyzer is 1MHz and video bandwidth is 10Hz for Average detection at frequency above 1GHz



Test Date : Jan. 09, 2009
Temperature : 22°C
Humidity : 70%
Atmospheric Pressure : 1010 hPa

Modulation Standard: IEEE 802.11n HT20 (6.5Mbps), Adapter: MT12-Y120100-A1

Channel 1						Fundamental Frequency: 2412 MHz				
Frequency (MHz)	Ant-Pol H/V	Meter Reading	Corrected Factor	Result (dBuV/m)	Remark	Limit@3m (dBuV/m)		Margin (dB)	Table (Deg.)	Ant High (m)
						Peak	Ave.			
2328.05	H	57.74	-3.52	54.22	Peak	74	54	-19.78	300	1.2
2319.89	H	44.52	-3.55	40.97	Ave	74	54	-13.03	300	1.2
2388.95	V	64.26	-3.30	60.95	Peak	74	54	-13.05	292	1.2
2389.76	V	52.54	-3.30	49.24	Ave	74	54	-4.76	292	1.2
Channel 11						Fundamental Frequency: 2462 MHz				
2483.55	H	57.66	-2.96	54.70	Peak	74	54	-19.30	300	1.2
2483.62	H	46.48	-2.96	43.52	Ave	74	54	-10.48	300	1.2
2483.81	V	64.58	-2.96	61.62	Peak	74	54	-12.38	292	1.2
2484.12	V	52.62	-2.96	49.66	Ave	74	54	-4.34	292	1.2

Modulation Standard: IEEE 802.11n HT40 (13.5Mbps), Adapter: MT12-Y120100-A1

Channel 3						Fundamental Frequency: 2422 MHz				
Frequency (MHz)	Ant-Pol H/V	Meter Reading	Corrected Factor	Result (dBuV/m)	Remark	Limit@3m (dBuV/m)		Margin (dB)	Table (Deg.)	Ant High (m)
						Peak	Ave.			
2386.19	H	56.14	-3.31	52.83	Peak	74	54	-21.17	300	1.2
2389.97	H	46.25	-3.30	42.95	Ave	74	54	-11.05	300	1.2
2387.93	V	67.89	-3.30	64.59	Peak	74	54	-9.41	292	1.2
2385.38	V	53.47	-3.31	50.16	Ave	74	54	-3.84	292	1.2
Channel 9						Fundamental Frequency: 2452 MHz				
2485.71	H	57.45	-2.95	54.50	Peak	74	54	-19.50	300	1.2
2485.83	H	45.59	-2.95	42.64	Ave	74	54	-11.36	300	1.2
2483.62	V	67.57	-2.96	64.51	Peak	74	54	-9.39	292	1.2
2486.97	V	53.28	-2.95	50.33	Ave	74	54	-3.67	292	1.2

Notes:

1. Result = Meter Reading + Factor
2. Factor = Antenna Factor + Cable Loss – Amplifier
3. The resolution bandwidth of test receiver/spectrum analyzer is 1 MHz and video bandwidth is 3 MHz for Peak detection at frequency above 1GHz.
4. The resolution bandwidth of test receiver/spectrum analyzer is 1MHz and video bandwidth is 10Hz for Average detection at frequency above 1GHz



Test Date : Jan. 09, 2009
Temperature : 22°C
Humidity : 70%
Atmospheric Pressure : 1010 hPa

Modulation Standard: IEEE 802.11b (11Mbps), Adapter: T012LF1209

Channel 1						Fundamental Frequency: 2412 MHz				
Frequency (MHz)	Ant-Pol H/V	Meter Reading	Corrected Factor	Result (dBuV/m)	Remark	Limit@3m (dBuV/m)		Margin (dB)	Table (Deg.)	Ant High (m)
						Peak	Ave.			
2379.97	H	56.14	-3.35	52.79	Peak	74	54	-21.21	300	1.2
2369.36	H	43.81	-3.37	40.44	Ave	74	54	-13.56	300	1.2
2389.76	V	64.01	-3.30	60.71	Peak	74	54	-13.29	292	1.2
2389.85	V	50.57	-3.30	47.20	Ave	74	54	-6.80	292	1.2
Channel 11						Fundamental Frequency: 2462 MHz				
2484.69	H	56.57	-2.96	52.61	Peak	74	54	-21.39	300	1.2
2485.33	H	45.95	-2.95	43.00	Ave	74	54	-11.00	300	1.2
2483.62	V	64.28	-2.96	64.32	Peak	74	54	-9.68	292	1.2
2483.55	V	53.20	-2.96	50.25	Ave	74	54	-3.75	292	1.2

Modulation Standard: IEEE 802.11g (6Mbps), Adapter: T012LF1209

Channel 1						Fundamental Frequency: 2412 MHz				
Frequency (MHz)	Ant-Pol H/V	Meter Reading	Corrected Factor	Result (dBuV/m)	Remark	Limit@3m (dBuV/m)		Margin (dB)	Table (Deg.)	Ant High (m)
						Peak	Ave.			
2365.49	H	57.22	-3.38	53.84	Peak	74	54	-20.16	300	1.2
2319.89	H	45.88	-3.55	42.33	Ave	74	54	-10.67	300	1.2
2389.76	V	65.08	-3.30	62.79	Peak	74	54	-11.21	292	1.2
2389.89	V	53.54	-3.30	50.24	Ave	74	54	-3.76	292	1.2
Channel 11						Fundamental Frequency: 2462 MHz				
2484.19	H	57.28	-2.96	54.33	Peak	74	54	-19.67	300	1.2
2484.19	H	45.33	-2.96	42.37	Ave	74	54	-11.63	300	1.2
2484.95	V	65.33	-2.95	63.38	Peak	74	54	-10.62	292	1.2
2483.74	V	53.33	-2.96	50.37	Ave	74	54	-3.63	292	1.2

Notes:

1. Result = Meter Reading + Factor
2. Factor = Antenna Factor + Cable Loss – Amplifier
3. The resolution bandwidth of test receiver/spectrum analyzer is 1 MHz and video bandwidth is 3 MHz for Peak detection at frequency above 1GHz.
4. The resolution bandwidth of test receiver/spectrum analyzer is 1MHz and video bandwidth is 10Hz for Average detection at frequency above 1GHz



Test Date : Jan. 09, 2009
Temperature : 22°C
Humidity : 70%
Atmospheric Pressure : 1010 hPa

Modulation Standard: IEEE 802.11n HT20 (6.5Mbps), Adapter: T012LF1209

Channel 1						Fundamental Frequency: 2412 MHz				
Frequency (MHz)	Ant-Pol H/V	Meter Reading	Corrected Factor	Result (dBuV/m)	Remark	Limit@3m (dBuV/m)		Margin (dB)	Table (Deg.)	Ant High (m)
						Peak	Ave.			
2328.05	H	57.78	-3.52	54.27	Peak	74	54	-19.73	300	1.2
2319.89	H	44.57	-3.55	41.02	Ave	74	54	-12.98	300	1.2
2388.95	V	64.14	-3.30	60.84	Peak	74	54	-13.16	292	1.2
2389.76	V	52.33	-3.30	49.03	Ave	74	54	-4.97	292	1.2
Channel 11						Fundamental Frequency: 2462 MHz				
2483.55	H	57.89	-2.96	54.93	Peak	74	54	-19.07	300	1.2
2483.62	H	46.91	-2.96	43.95	Ave	74	54	-10.05	300	1.2
2483.81	V	64.30	-2.96	61.34	Peak	74	54	-20.66	292	1.2
2484.12	V	52.34	-2.96	49.38	Ave	74	54	-4.62	292	1.2

Modulation Standard: IEEE 802.11n HT40 (13.5Mbps), Adapter: T012LF1209

Channel 3						Fundamental Frequency: 2422 MHz				
Frequency (MHz)	Ant-Pol H/V	Meter Reading	Corrected Factor	Result (dBuV/m)	Remark	Limit@3m (dBuV/m)		Margin (dB)	Table (Deg.)	Ant High (m)
						Peak	Ave.			
2386.19	H	56.05	-3.31	52.74	Peak	74	54	-21.26	300	1.2
2389.97	H	46.80	-3.30	43.51	Ave	74	54	-10.49	300	1.2
2387.93	V	67.78	-3.30	64.48	Peak	74	54	-9.52	292	1.2
2385.38	V	53.21	-3.31	50.00	Ave	74	54	-4.00	292	1.2
Channel 9						Fundamental Frequency: 2452 MHz				
2485.71	H	57.69	-2.95	54.74	Peak	74	54	-19.26	300	1.2
2485.83	H	45.34	-2.95	42.39	Ave	74	54	-11.61	300	1.2
2483.62	V	67.38	-2.96	64.42	Peak	74	54	-9.58	292	1.2
2486.97	V	54.63	-2.95	41.68	Ave	74	54	-12.32	292	1.2

Notes:

1. Result = Meter Reading + Factor
2. Factor = Antenna Factor + Cable Loss – Amplifier
3. The resolution bandwidth of test receiver/spectrum analyzer is 1 MHz and video bandwidth is 3 MHz for Peak detection at frequency above 1GHz.
4. The resolution bandwidth of test receiver/spectrum analyzer is 1MHz and video bandwidth is 10Hz for Average detection at frequency above 1GHz



9. Power Spectral Density

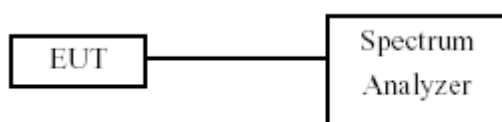
9.1 Test Limit

The Maximum of Power Spectral Density Measurement is 8dBm.

9.2 Test Procedures

- The transmitter output was connected to spectrum analyzer.
- The spectrum analyzer's resolution bandwidth were set at 3KHz RBW and 30KHz VBW as that of the fundamental frequency. Set the sweep time=span/3KHz.
- The power spectral density was measured and recorded.
- The Sweep time is allowed to be longer than span/3KHz for a full response of the mixer in the spectrum analyzer.

9.3 Test Setup Layout



9.4 Measurement equipment

Instrument/Ancillary	Model No.	Manufacturer	Serial No.	Calibration Date	Valid Date
Spectrum Analyzer	FSP40	R&S	10047	2008/02/22	2009/02/21

9.5 Test Result and Data

Test Date: Jan. 09, 2009

Temperature: 25°C

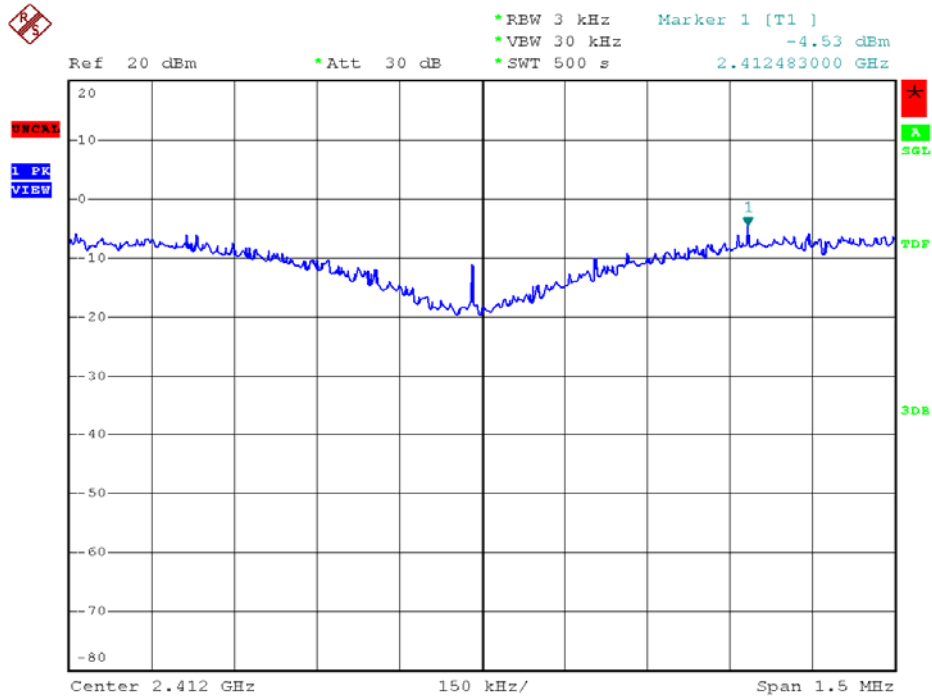
Atmospheric pressure: 1020 hPa

Humidity: 60%

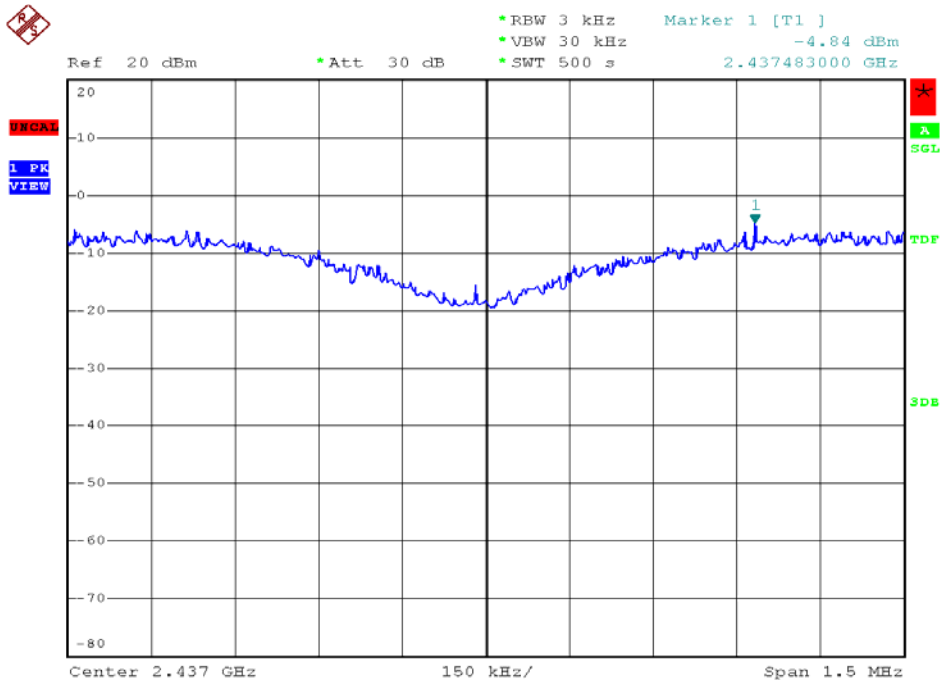
Modulation Standard	Channel	Frequency (MHz)	Maximum Power Density of 3 kHz Bandwidth (dBm)		
			ANT R	ANT L	
802.11b (11Mbps)	01	2412	-4.53	-4.09	
	06	2437	-4.84	-4.46	
	11	2462	-6.34	-4.98	
802.11g (6Mbps)	01	2412	-6.02	-4.34	
	06	2437	-6.15	-3.86	
	11	2462	-6.93	-2.00	
			ANT R	ANT L	ANT R+L
802.11n HT20 (6.5Mbps)	01	2412	-6.69	-4.47	-2.43
	06	2437	-3.80	-3.54	-0.66
	11	2462	-6.73	-2.11	-0.82
802.11n HT40 (13.5Mbps)	03	2422	-8.84	-5.35	-3.74
	06	2437	-9.38	-5.03	-3.67
	09	2452	-4.38	-4.51	-1.43



Modulation Standard: 802.11b (11Mbps), ANT R
Channel: 01

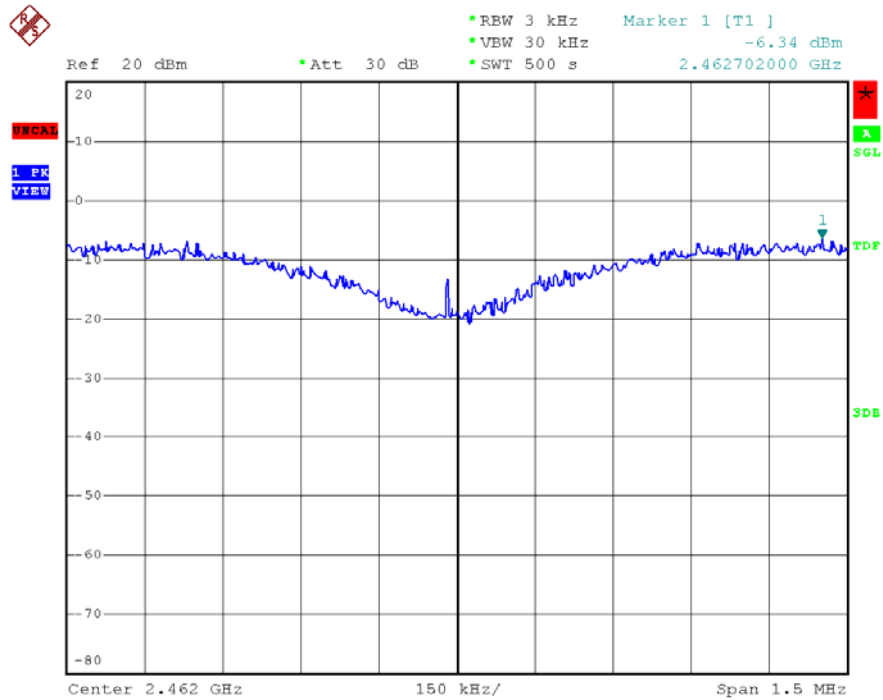


Modulation Standard: 802.11b (11Mbps), ANT R
Channel: 06

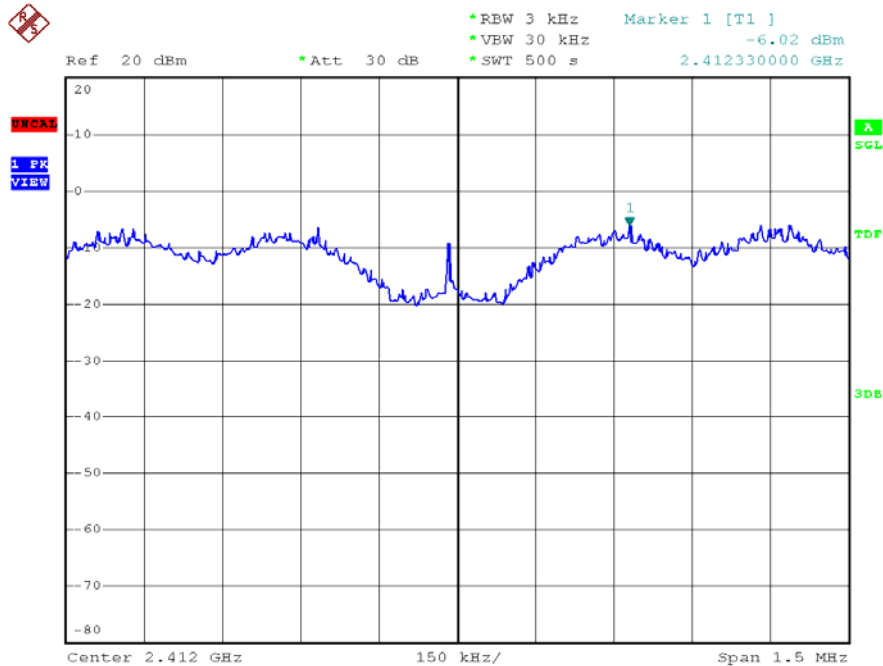




Modulation Standard: 802.11b (11Mbps), ANT R
Channel: 11

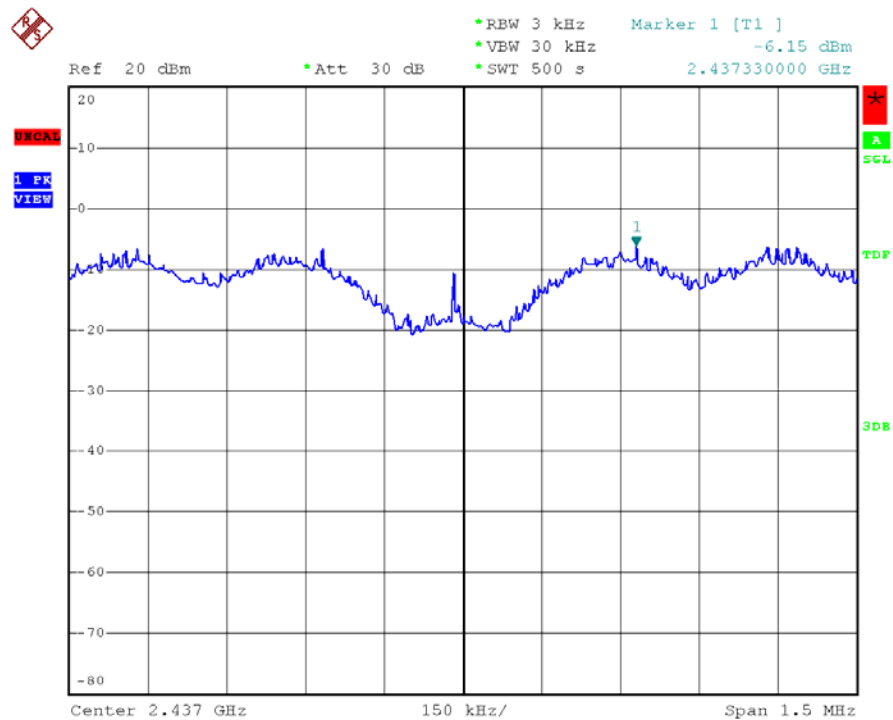


Modulation Standard: 802.11g (6Mbps), ANT R
Channel: 01

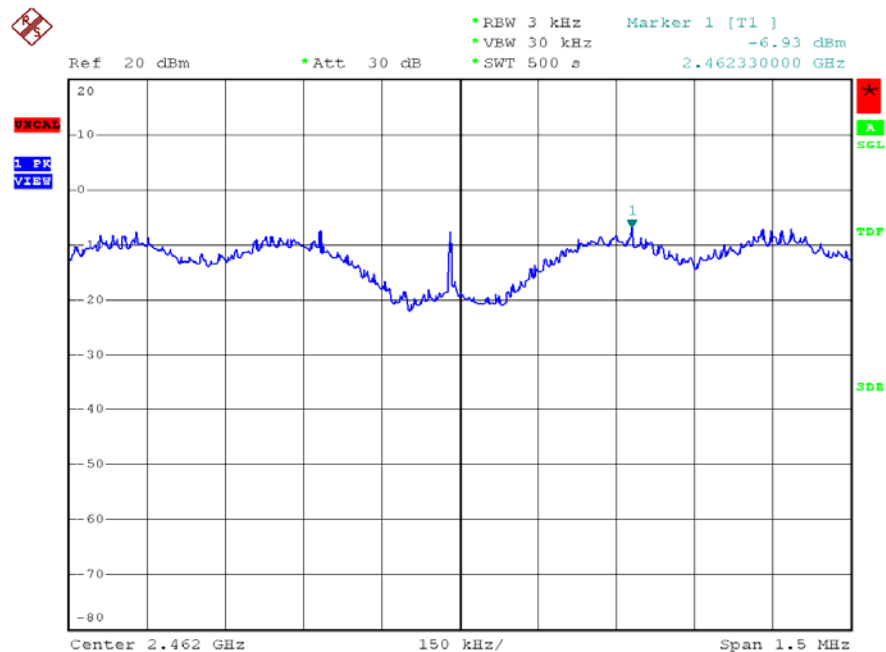




Modulation Standard: 802.11g (6Mbps), ANT R
Channel: 06

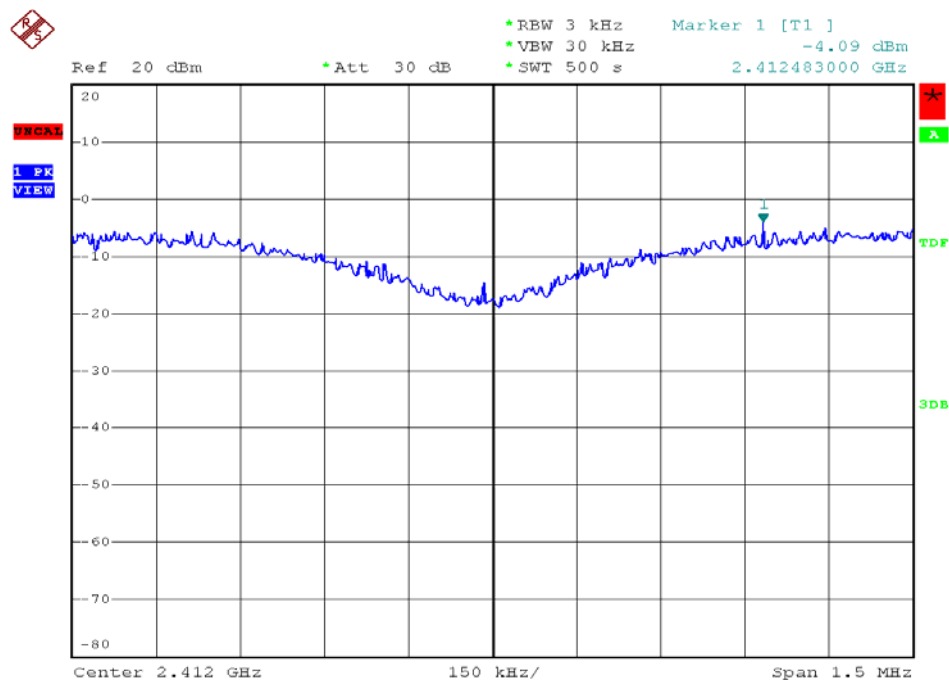


Modulation Standard: 802.11g (6Mbps), ANT R
Channel: 11

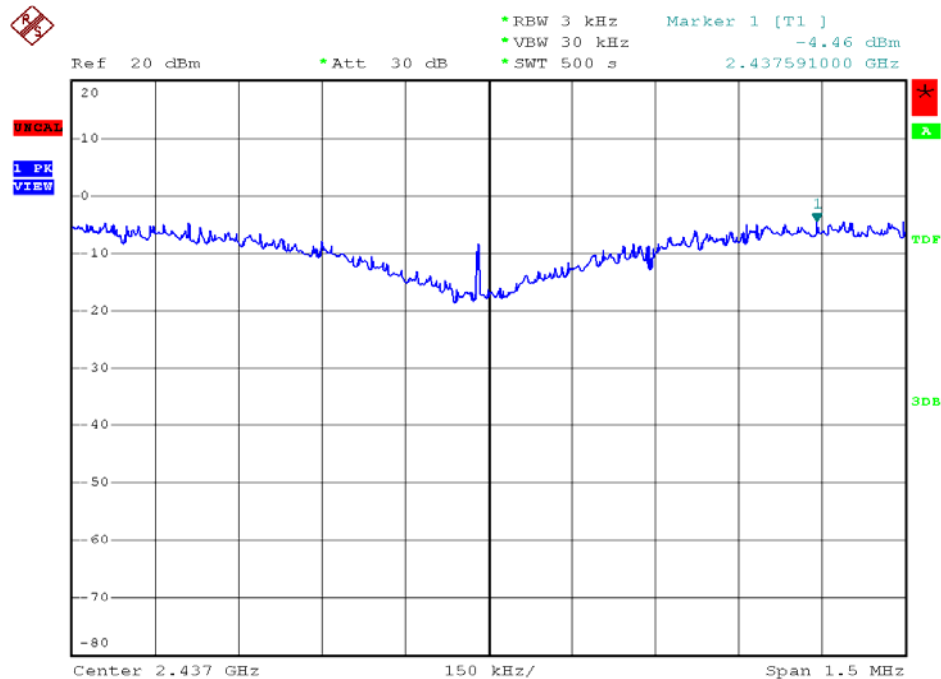




Modulation Standard: 802.11b (11Mbps), ANT L
Channel: 01

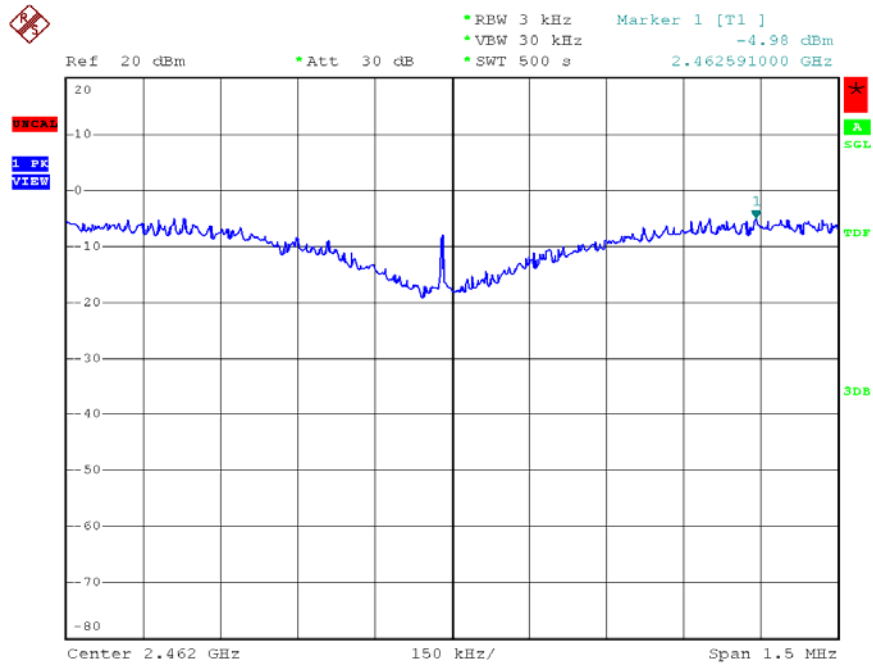


Modulation Standard: 802.11b (11Mbps), ANT L
Channel: 06

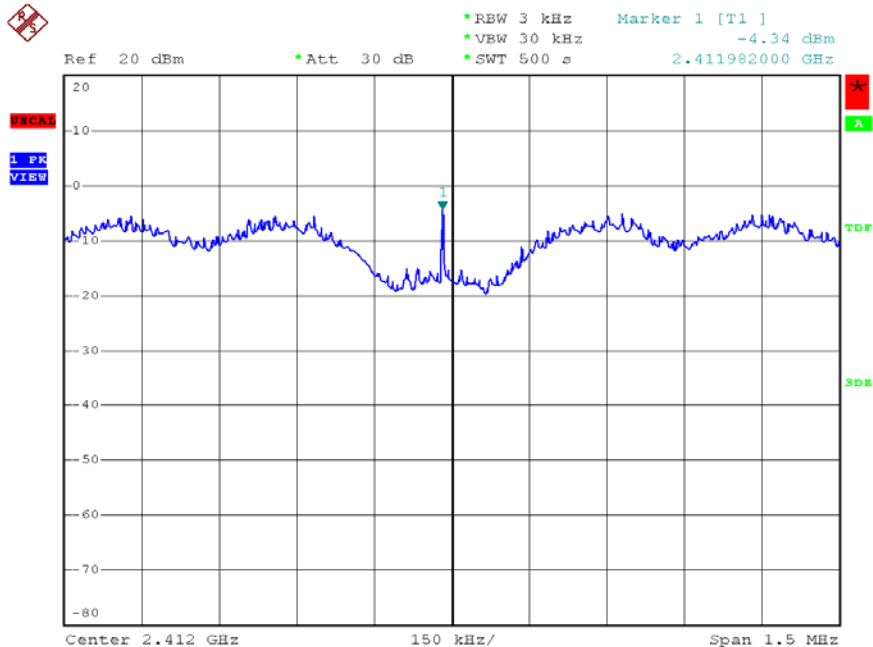




Modulation Standard: 802.11b (11Mbps), ANT L
Channel: 11

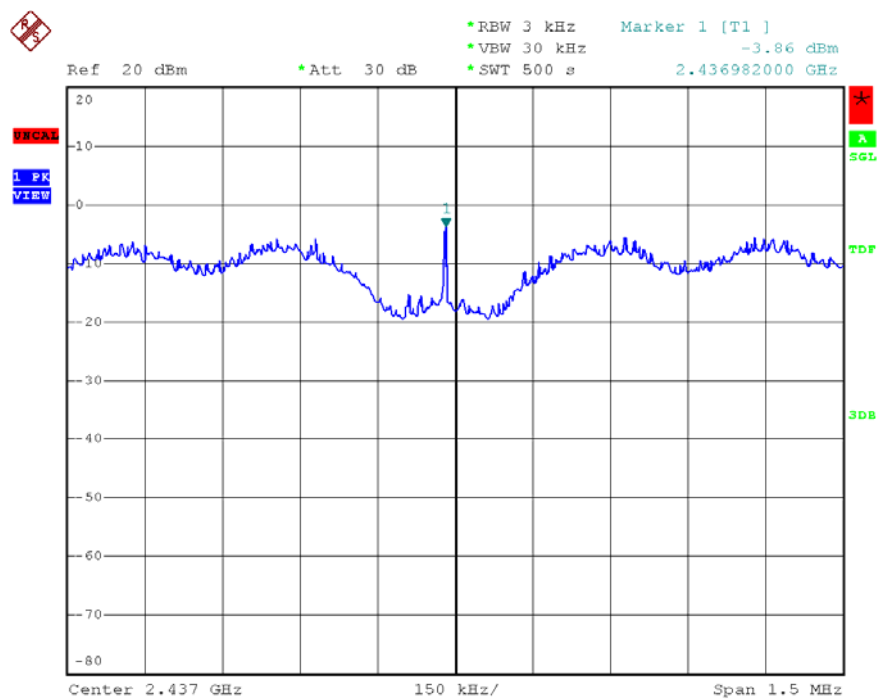


Modulation Standard: 802.11g (6Mbps), ANT L
Channel: 01

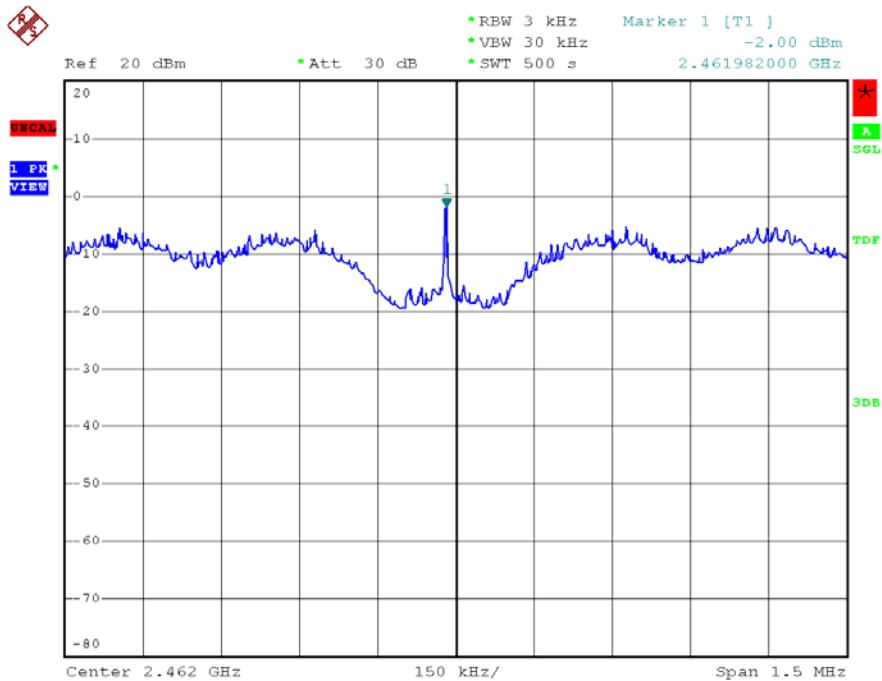




Modulation Standard: 802.11g (6Mbps), ANT L
Channel: 06

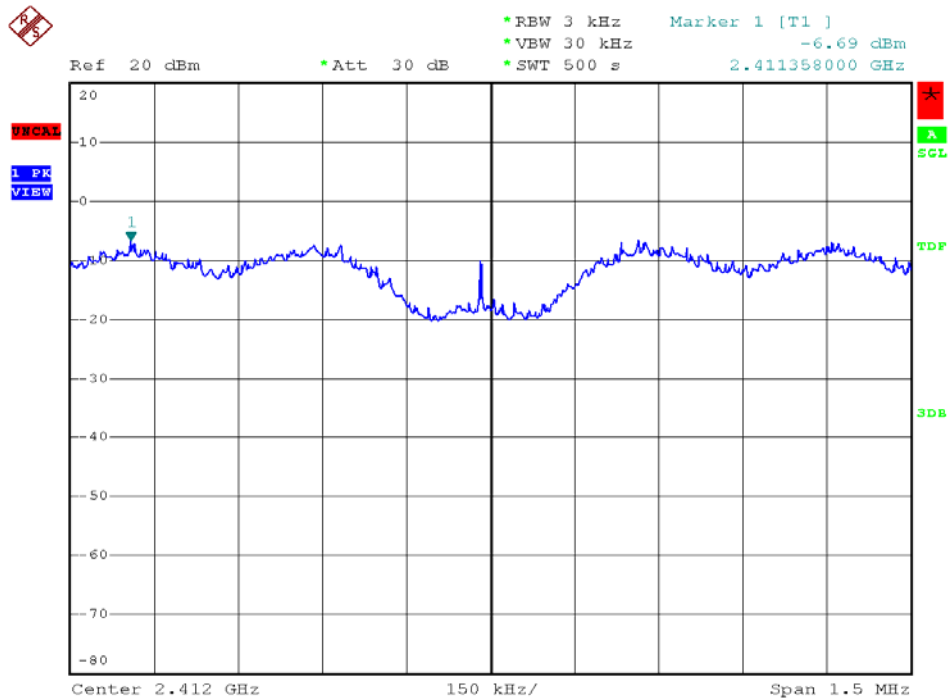


Modulation Standard: 802.11g (6Mbps), ANT L
Channel: 11

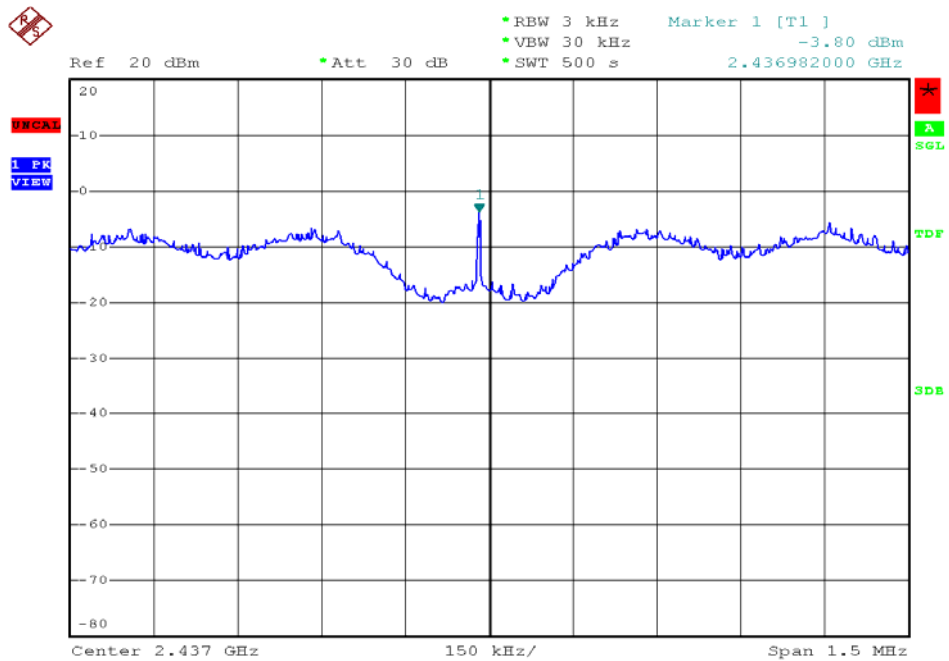




Modulation Standard: 802.11n HT20 (6.5Mbps), ANT R
Channel: 01

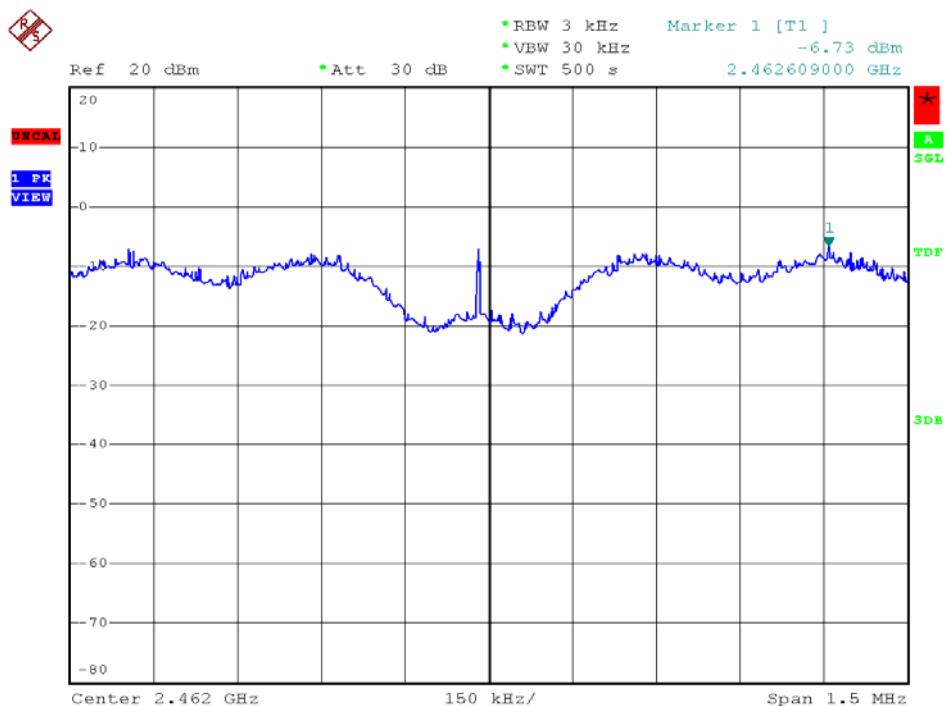


Modulation Standard: 802.11n HT20 (6.5Mbps), ANT R
Channel: 06

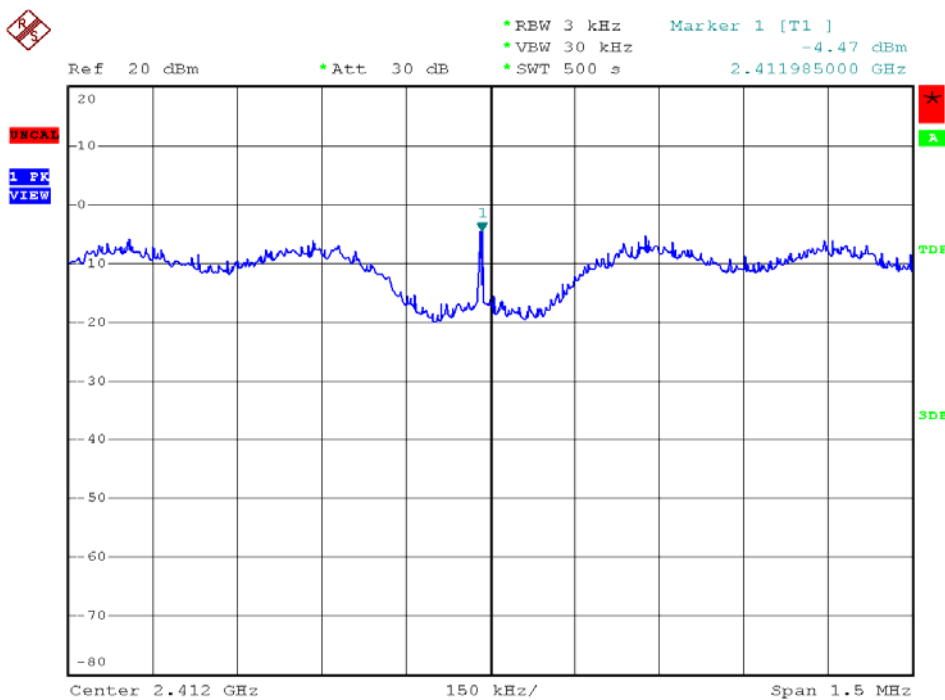




Modulation Standard: 802.11n HT20 (6.5Mbps), ANT R
Channel: 11

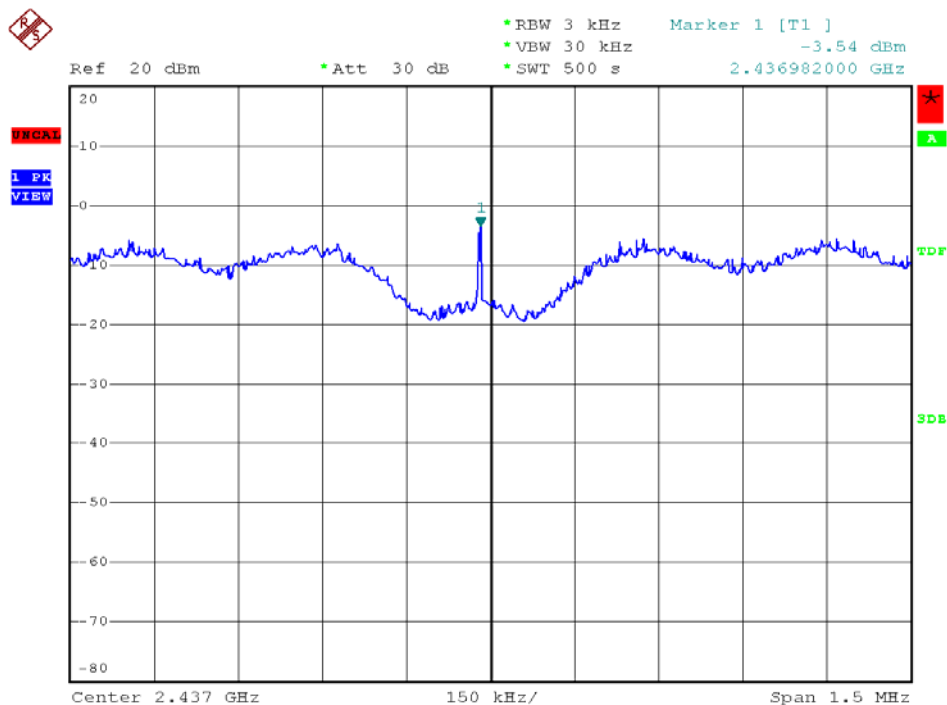


Modulation Standard: 802.11n HT20 (6.5Mbps), ANT L
Channel: 01

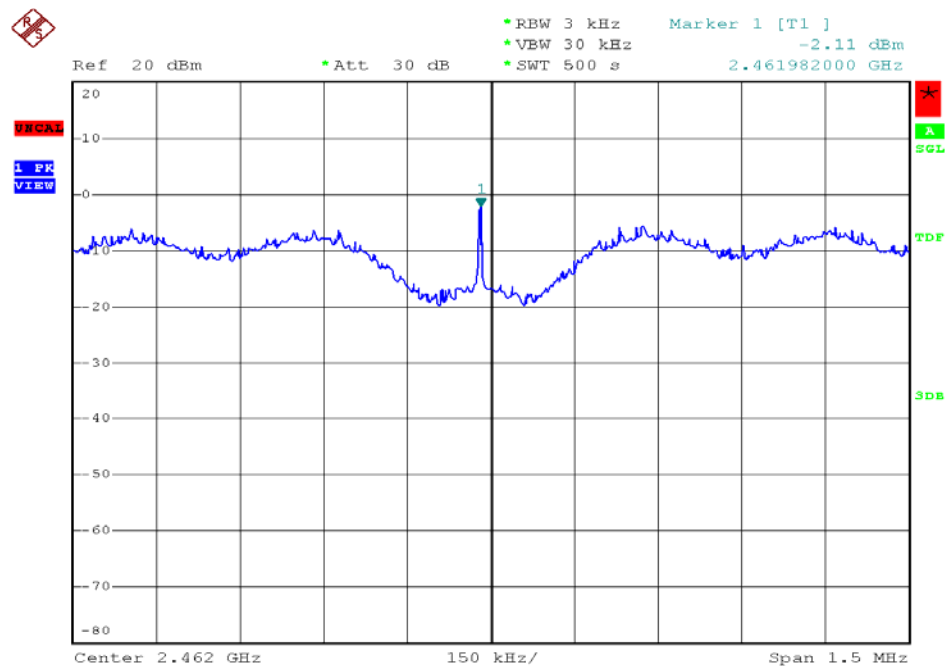




Modulation Standard: 802.11n HT20 (6.5Mbps), ANT L
Channel: 06

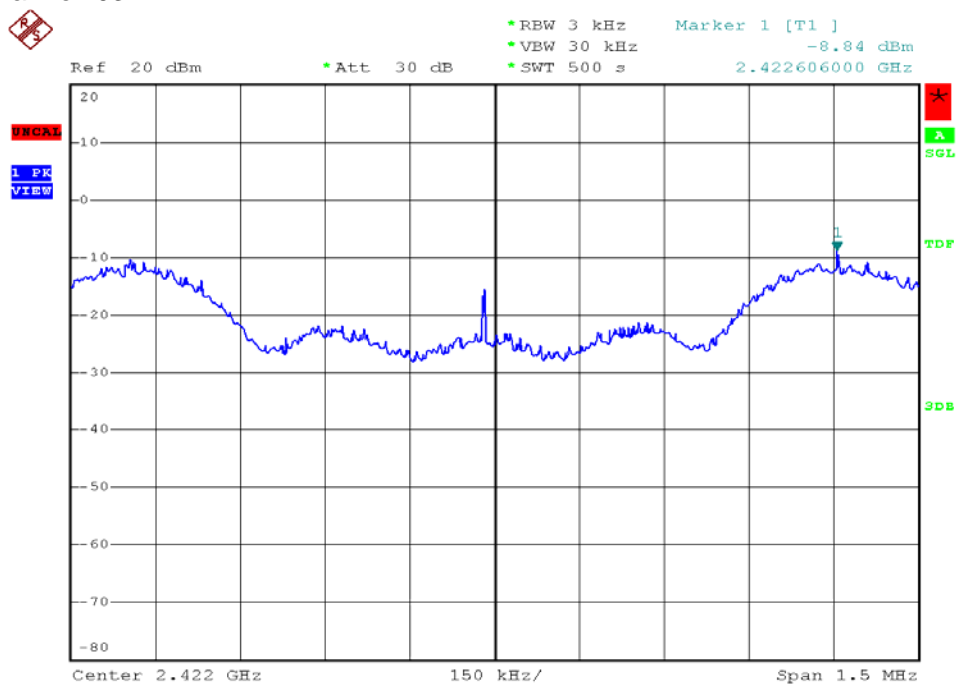


Modulation Standard: 802.11n HT20 (6.5Mbps), ANT L
Channel: 11

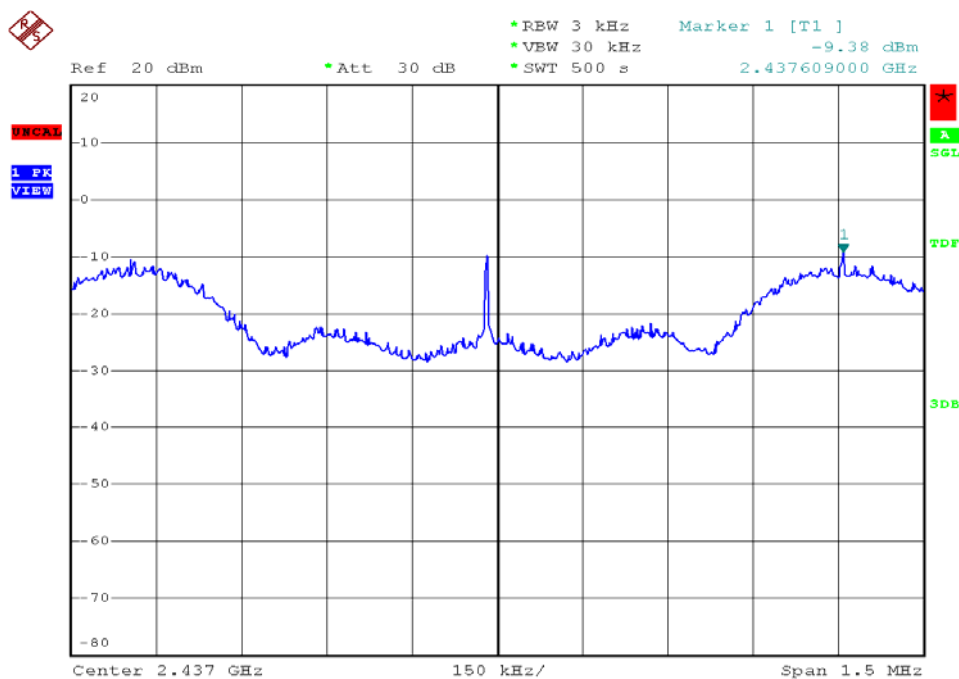




Modulation Standard: 802.11n HT40 (13.5Mbps), ANT R
Channel: 03

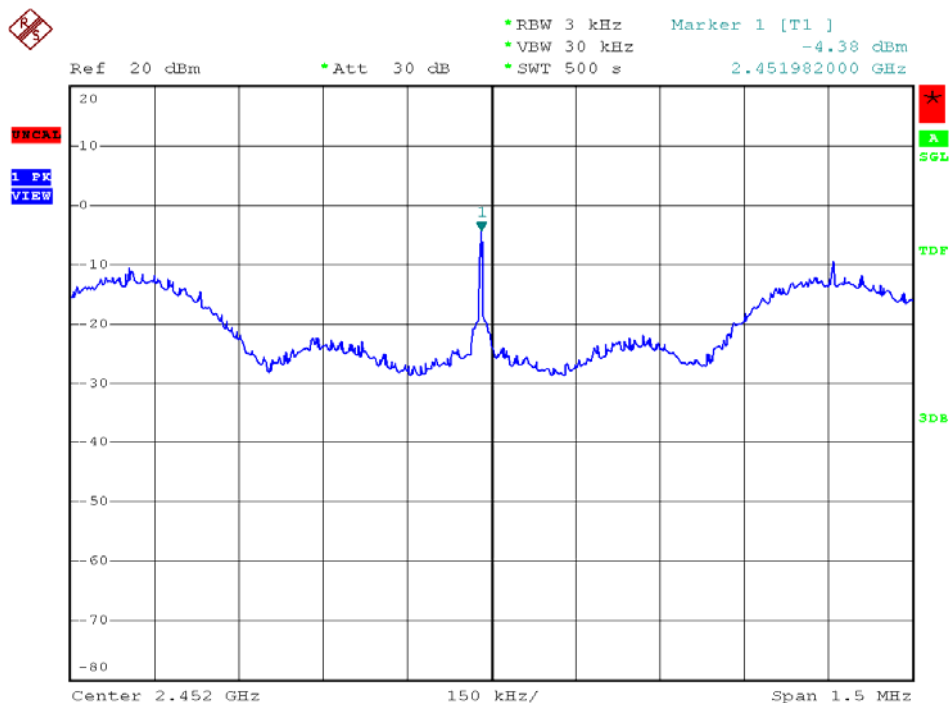


Modulation Standard: 802.11n HT40 (13.5Mbps), ANT R
Channel: 06

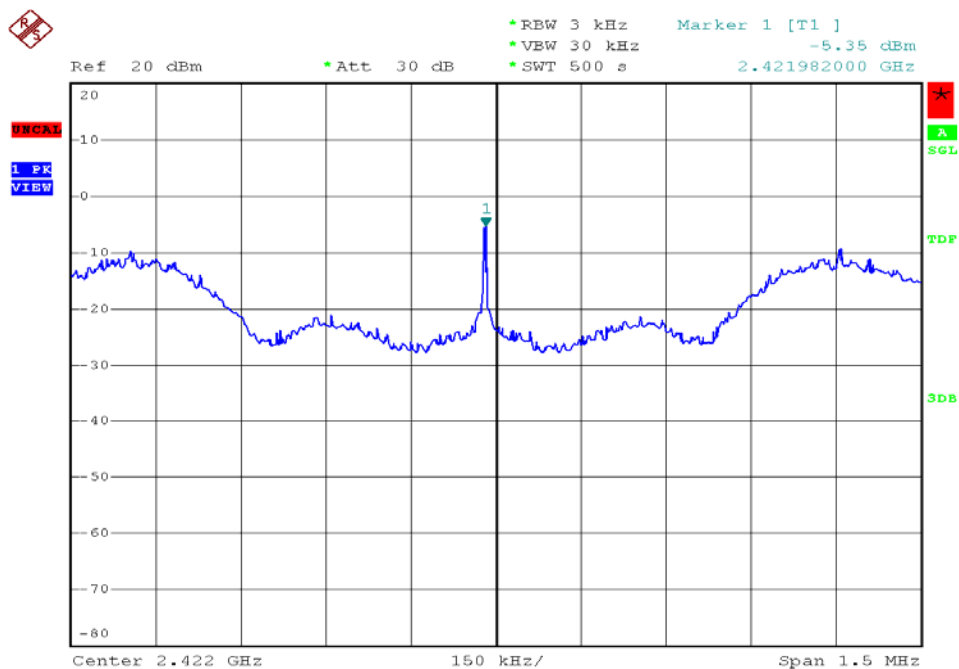




Modulation Standard: 802.11n HT40 (13.5Mbps), ANT R
Channel: 09

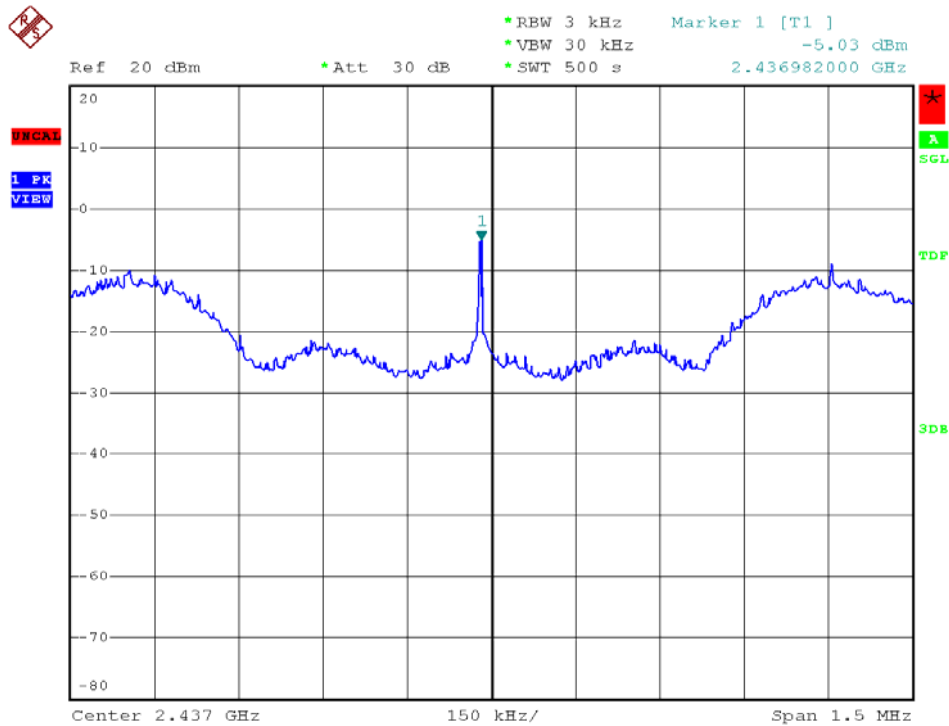


Modulation Standard: 802.11n HT40 (13.5Mbps), ANT L
Channel: 03

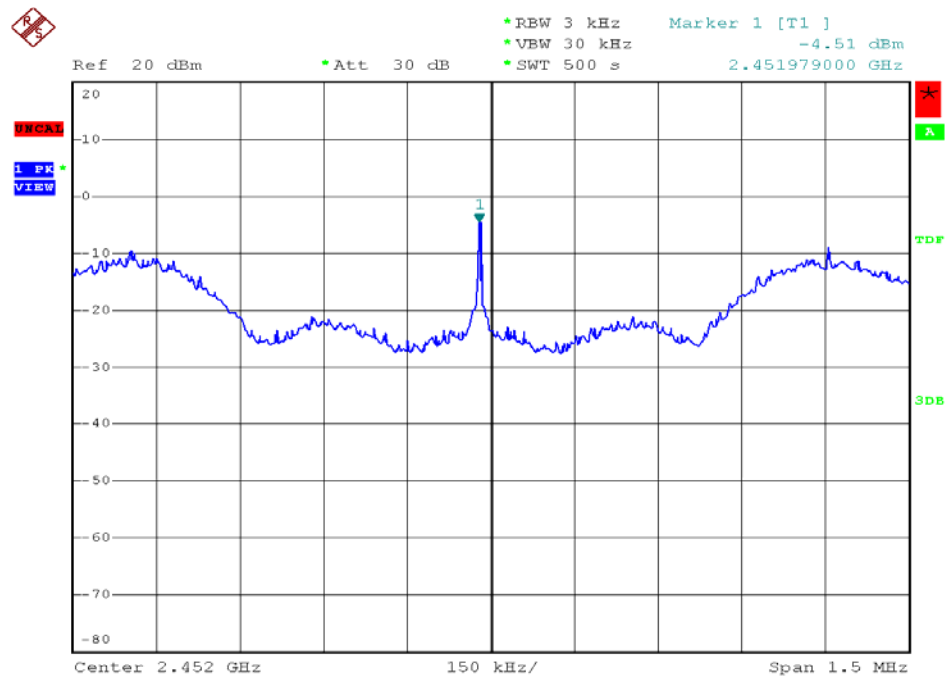




Modulation Standard: 802.11n HT40 (13.5Mbps), ANT L
Channel: 06



Modulation Standard: 802.11n HT40 (13.5Mbps), ANT L
Channel: 09





10. Restricted Bands of Operation

Only spurious emissions are permitted in any of the frequency bands listed below:

MHz	MHz	MHz	GHz
0.09000 – 0.11000	16.42000 – 16.42300	399.9 – 410.0	4.500 – 5.250
0.49500 – 0.505**	16.69475 – 16.69525	608.0 – 614.0	5.350 – 5.460
2.17350 – 2.19050	16.80425 – 16.80475	960.0 – 1240.0	7.250 – 7.750
4.12500 – 4.12800	25.50000 – 25.67000	1300.0 – 1427.0	8.025 – 8.500
4.17725 – 4.17775	37.50000 – 38.25000	1435.0 – 1626.5	9.000 – 9.200
4.20725 – 4.20775	73.00000 – 74.60000	1645.5 – 1646.5	9.300 – 9.500
6.21500 – 6.21800	74.80000 – 75.20000	1660.0 – 1710.0	10.600 – 12.700
6.26775 – 6.26825	108.00000 – 121.94000	1718.8 – 1722.2	13.250 – 13.400
6.31175 – 6.31225	123.00000 – 138.00000	2200.0 – 2300.0	14.470 – 14.500
8.29100 – 8.29400	149.90000 – 150.05000	2310.0 – 2390.0	15.350 – 16.200
8.36200 – 8.36600	156.52475 – 156.52525	2483.5 – 2500.0	17.700 – 21.400
8.37625 – 8.38675	156.70000 – 156.90000	2655.0 – 2900.0	22.010 – 23.120
8.41425 – 8.41475	162.01250 – 167.17000	3260.0 – 3267.0	23.600 – 24.000
12.29000 – 12.29300	167.72000 – 173.20000	3332.0 – 3339.0	31.200 – 31.800
12.51975 – 12.52025	240.00000 – 285.00000	3345.8 – 3358.0	36.430 – 36.500
12.57675 – 12.57725	322.00000 – 335.40000	3600.0 – 4400.0	Above 38.6
13.36000 – 13.41000			

** : Until February 1, 1999, this restricted band shall be 0.490-0.510 MHz

10.1 Labeling Requirement

The device shall bear the following statement in a conspicuous location on the device:

This device complies with part 15 of the FCC Rules. Operation is subject to the following two conditions: (1) This device may not cause harmful interference, and (2) this device must accept any interference received, including interference that may cause undesired operation.