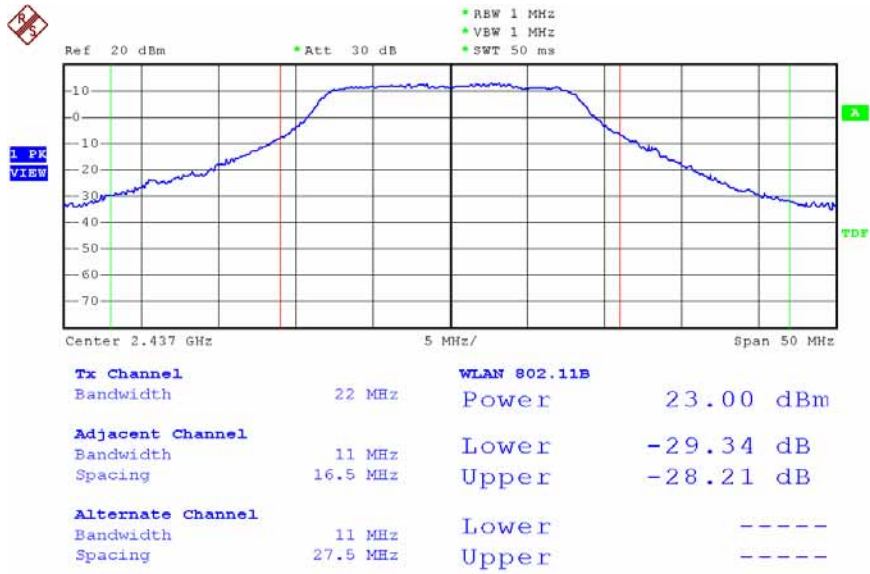
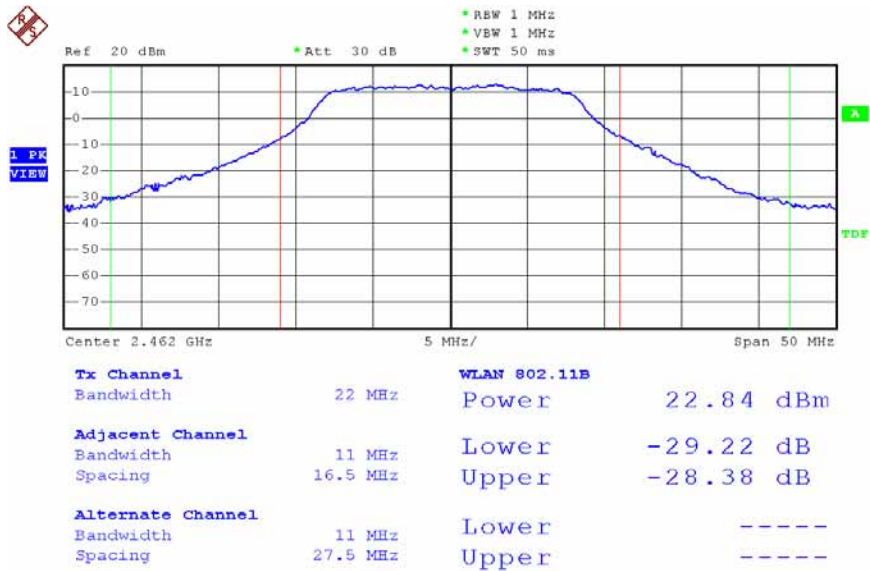


Modulation Standard: 802.11g (6Mbps) , ANT3
 Channel: 06



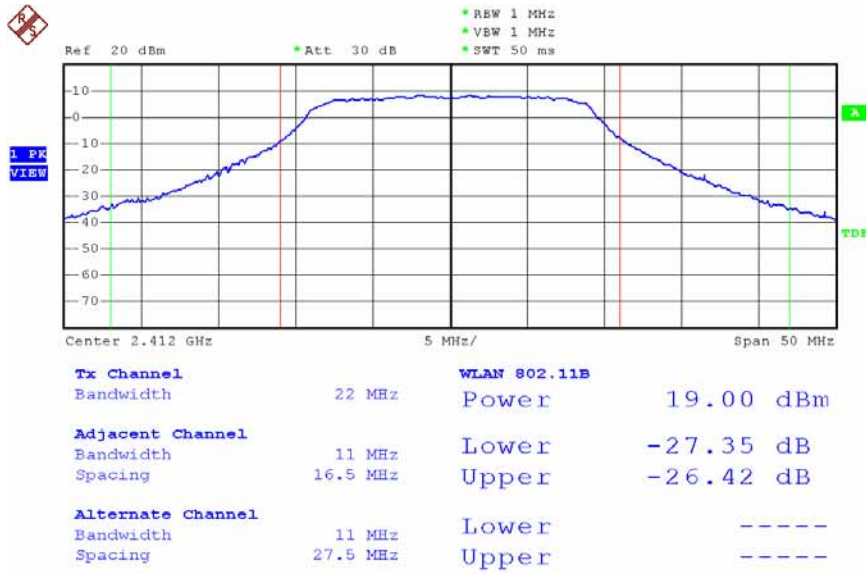
Date: 7.MAY.2008 10:31:38

Modulation Standard: 802.11g (6Mbps) , ANT3
 Channel: 11



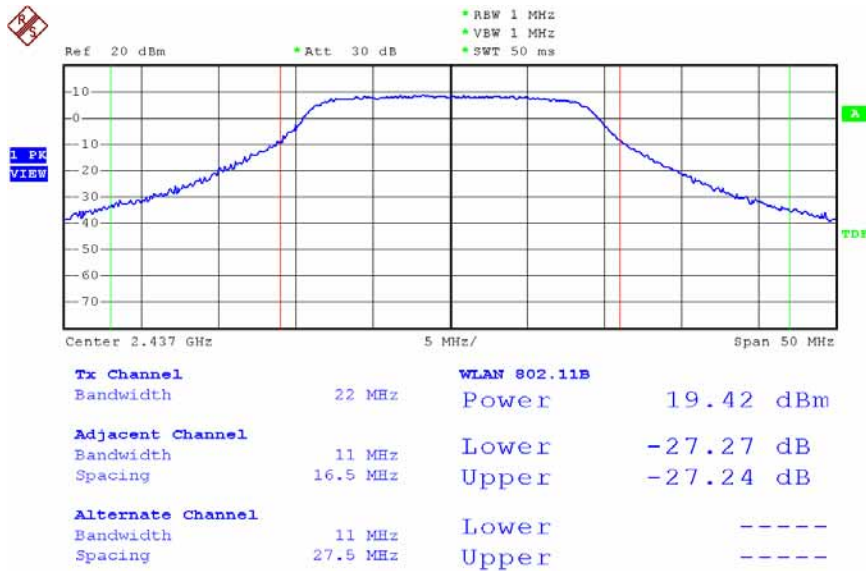
Date: 7.MAY.2008 10:34:43

Modulation Standard: 802.11n, HT20 (6.5Mbps) , ANT1
 Channel: 01



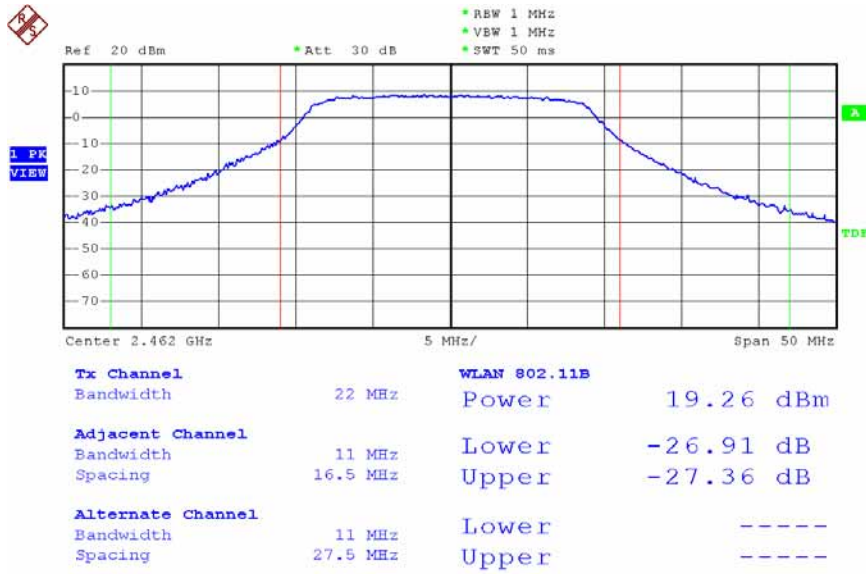
Date: 7.MAY.2008 13:23:51

Modulation Standard: 802.11n, HT20 (6.5Mbps) , ANT1
 Channel: 06



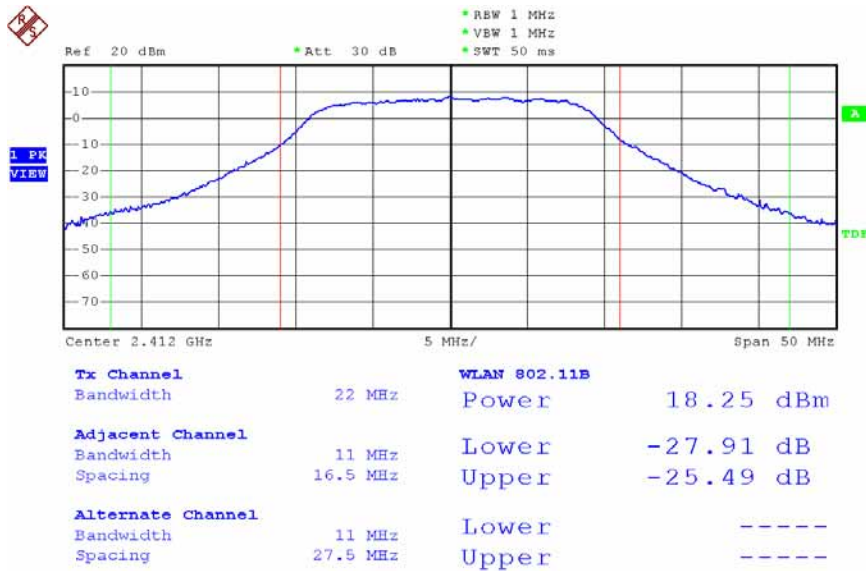
Date: 7.MAY.2008 13:30:29

Modulation Standard: 802.11n, HT20 (6.5Mbps) , ANT1
 Channel: 11



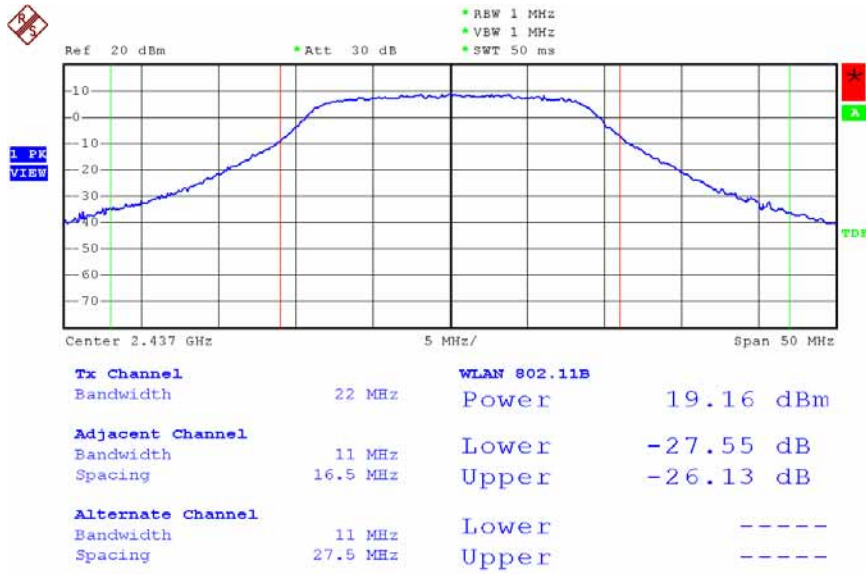
Date: 7.MAY.2008 13:32:43

Modulation Standard: 802.11n, HT20 (6.5Mbps) , ANT3
 Channel: 01



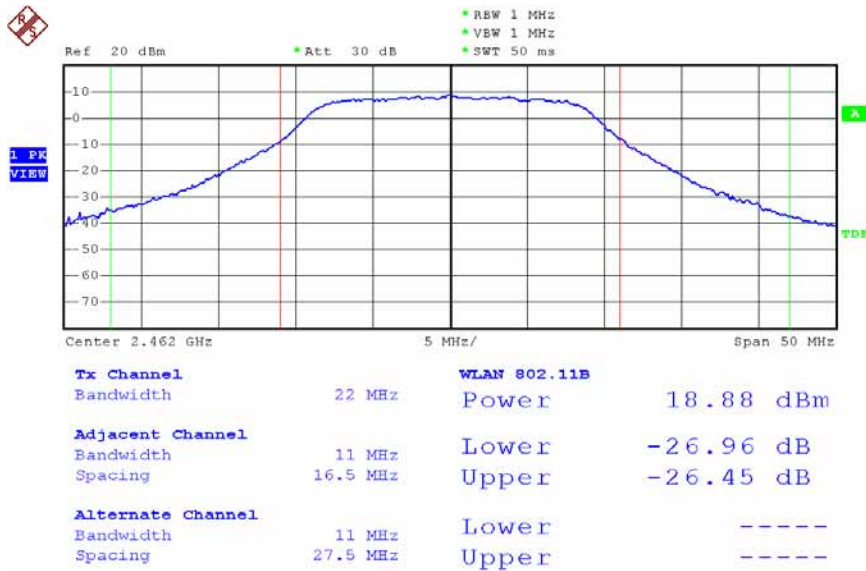
Date: 7.MAY.2008 13:26:50

Modulation Standard: 802.11n, HT20 (6.5Mbps) , ANT3
 Channel: 06



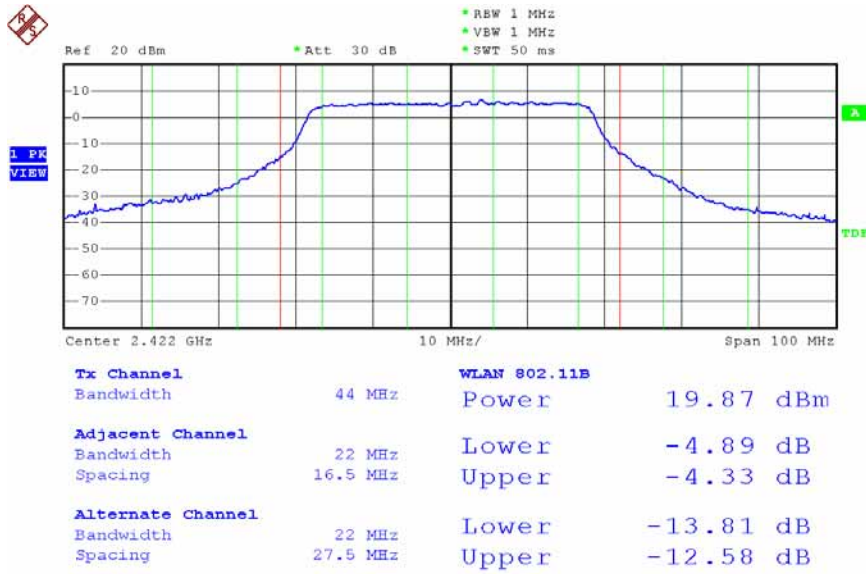
Date: 7.MAY.2008 13:29:50

Modulation Standard: 802.11n, HT20 (6.5Mbps) , ANT3
 Channel: 11



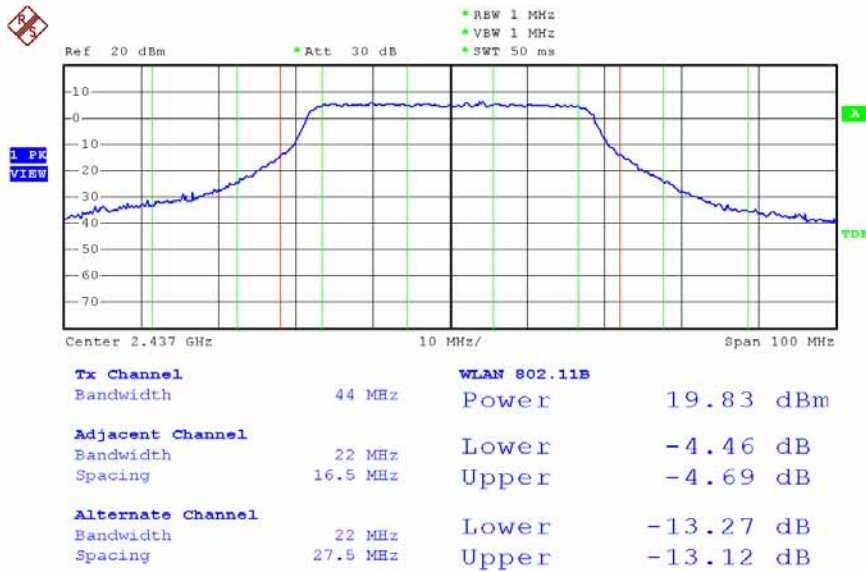
Date: 7.MAY.2008 13:36:45

Modulation Standard: 802.11n, HT40 (13.5Mbps) , ANT1
 Channel: 03



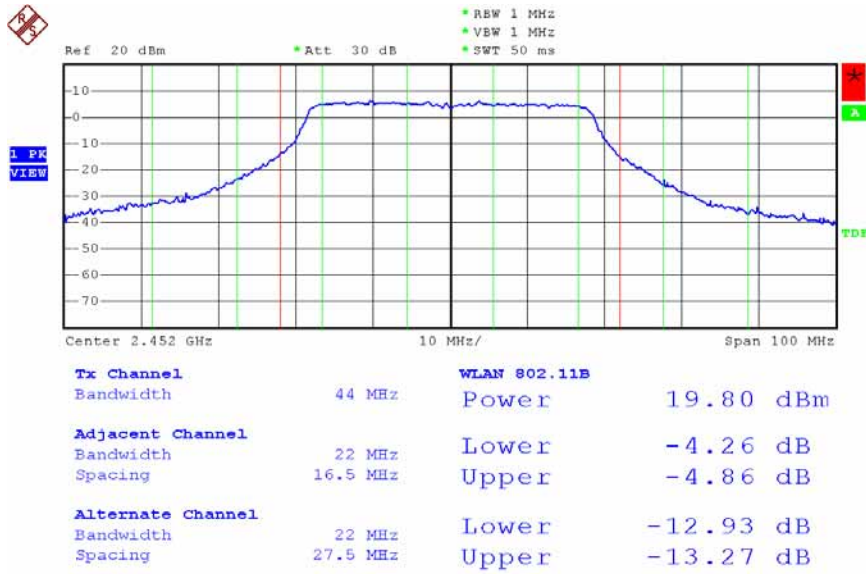
Date: 7.MAY.2008 14:23:06

Modulation Standard: 802.11n, HT40 (13.5Mbps) , ANT1
 Channel: 06



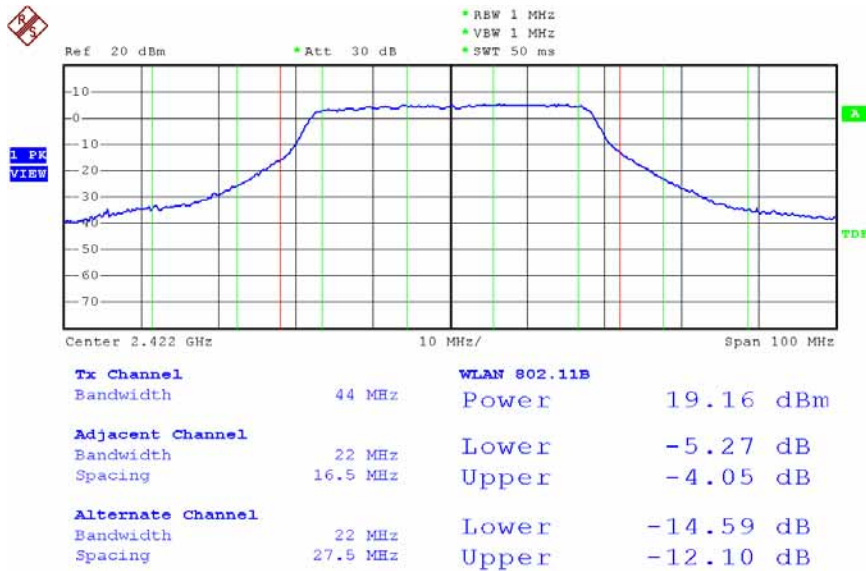
Date: 7.MAY.2008 14:31:58

Modulation Standard: 802.11n, HT40 (13.5Mbps) , ANT1
 Channel: 09



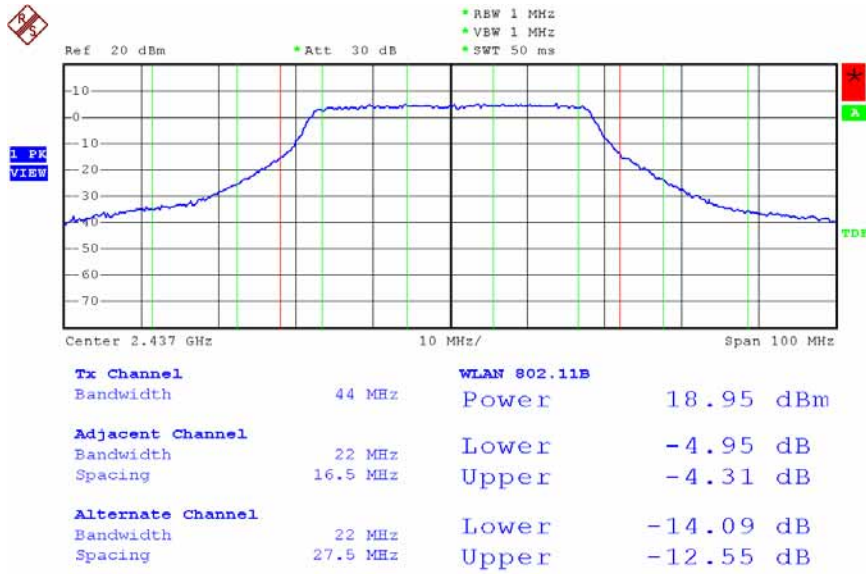
Date: 7.MAY.2008 14:33:55

Modulation Standard: 802.11n, HT40 (13.5Mbps) , ANT3
 Channel: 03



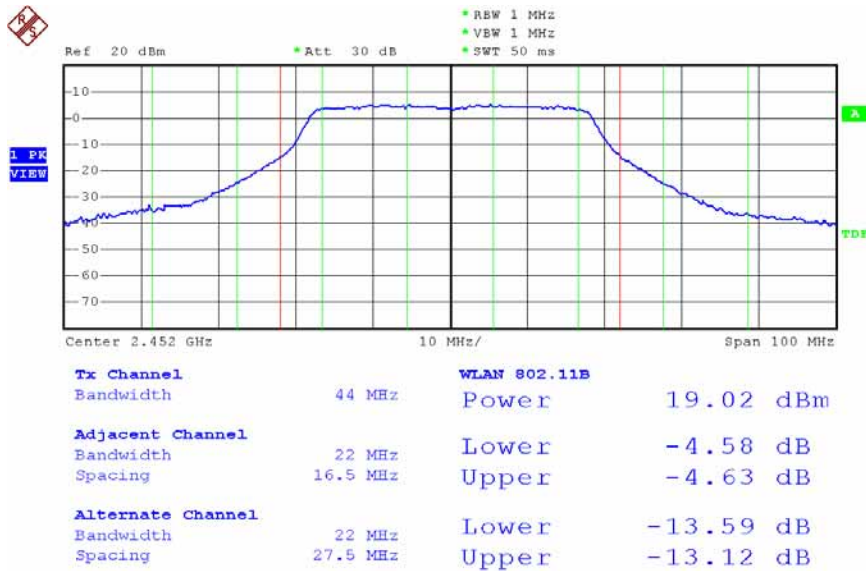
Date: 7.MAY.2008 14:28:16

Modulation Standard: 802.11n, HT40 (13.5Mbps) , ANT3
 Channel: 06



Date: 7.MAY.2008 14:30:03

Modulation Standard: 802.11n, HT40 (13.5Mbps) , ANT3
 Channel: 09



Date: 7.MAY.2008 14:36:47

8. Band Edges Measurement

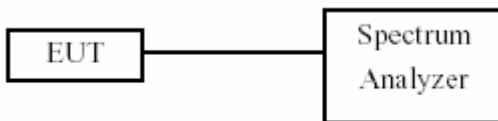
8.1 Test Limit

Below -20dB of the highest emission level of operating band (In 100 kHz Resolution Bandwidth)

8.2 Test Procedure :

- a. The transmitter output was connected to the spectrum analyzer via a low lose cable.
- b. Set both RBW and VBW of spectrum analyzer to 100 KHz with convenient frequency span including 100 KHz bandwidth from band edge.
- c. The band edges was measured and recorded.

8.3 Test Setup Layout



8.4 Measurement equipment

Instrument/Ancillary	Model No.	Manufacturer	Serial No.	Calibration Date	Valid Date
Spectrum Analyzer	FSP40	R&S	10047	2008/02/22	2009/02/21

8.5 Test Result and Data

- (1) Modulation Standard: IEEE 802.11b (11Mbps), ANT1

Test Date: May. 07, 2008 Temperature: 20 Humidity: 60% Atmospheric pressure: 1008 hPa

Channel	Frequency	maximum value in frequency (MHz)	maximum value is (dBm)
01	2412	2397.00	-34.76
11	2462	2489.10	-44.33

- (2) Modulation Standard: IEEE 802.11g (6Mbps), ANT1

Test Date: May. 07, 2008 Temperature: 20 Humidity: 60% Atmospheric pressure: 1008 hPa

Channel	Frequency	maximum value in frequency (MHz)	maximum value is (dBm)
01	2412	2399.20	-28.49
11	2462	2486.70	-43.44

- (3) Modulation Standard: IEEE 802.11b (11Mbps), ANT3

Test Date: May. 07, 2008 Temperature: 20 Humidity: 60% Atmospheric pressure: 1008 hPa

Channel	Frequency	maximum value in frequency (MHz)	maximum value is (dBm)
01	2412	2397.00	-32.93
11	2462	2520.00	-44.37

- (4) Modulation Standard: IEEE 802.11g (6Mbps), ANT3

Test Date: May. 07, 2008 Temperature: 20 Humidity: 60% Atmospheric pressure: 1008 hPa

Channel	Frequency	maximum value in frequency (MHz)	maximum value is (dBm)
01	2412	2399.60	-28.12
11	2462	2486.50	-44.33

(5) Modulation Standard: IEEE 802.11n, HT20 (6.5Mbps),

Test Date: May. 07, 2008 Temperature: 20 Humidity: 60% Atmospheric pressure: 1008 hPa

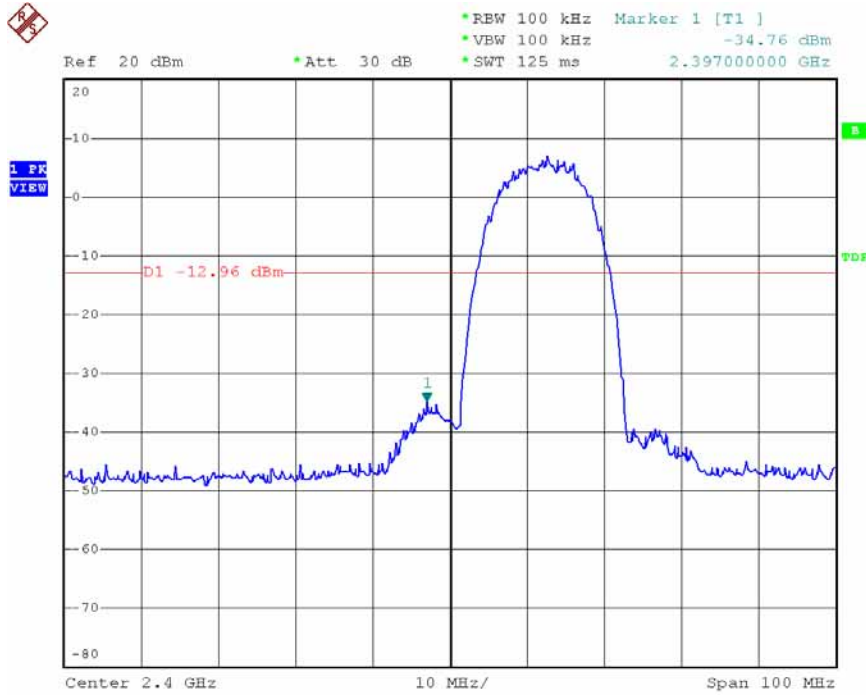
Channel	Frequency	maximum value in frequency of ANT1 (MHz)	maximum value of ANT1 is (dBm)	maximum value in frequency of ANT3 (MHz)	maximum value of ANT3 is (dBm)
01	2412	2399.60	-32.06	2399.60	-31.55
11	2462	2486.70	-49.53	2489.50	-51.20

(6) Modulation Standard: IEEE 802.11n, HT40 (13.5Mbps),

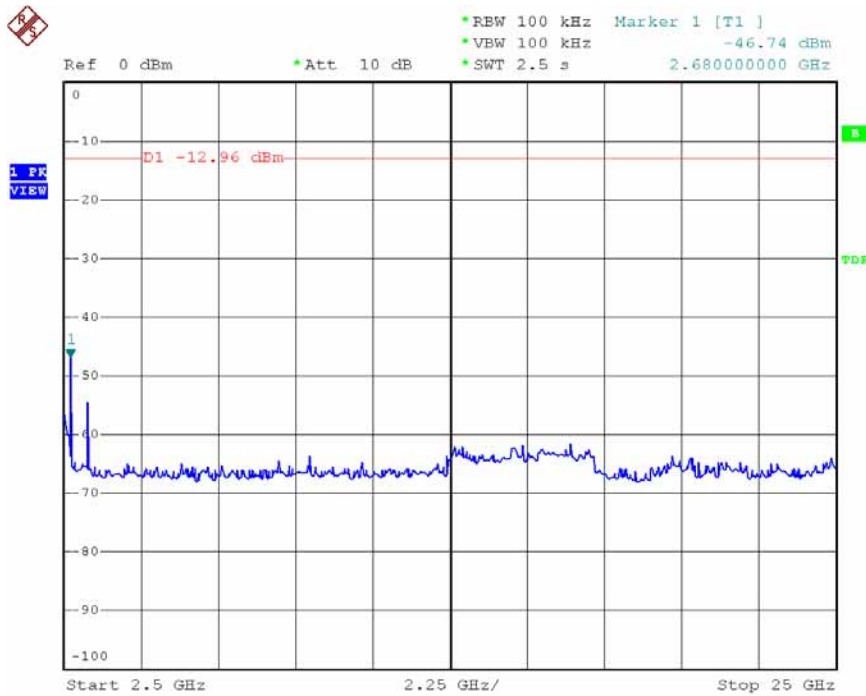
Test Date: May. 07, 2008 Temperature: 20 Humidity: 60% Atmospheric pressure: 1008 hPa

Channel	Frequency	maximum value in frequency of ANT1 (MHz)	maximum value of ANT1 is (dBm)	maximum value in frequency of ANT3 (MHz)	maximum value of ANT3 is (dBm)
01	2412	2399.80	-34.32	2399.20	-35.31
11	2462	2483.90	-44.43	2484.50	-45.79

Modulation Standard: 802.11b (11Mbps), ANT1
 Channel: 01

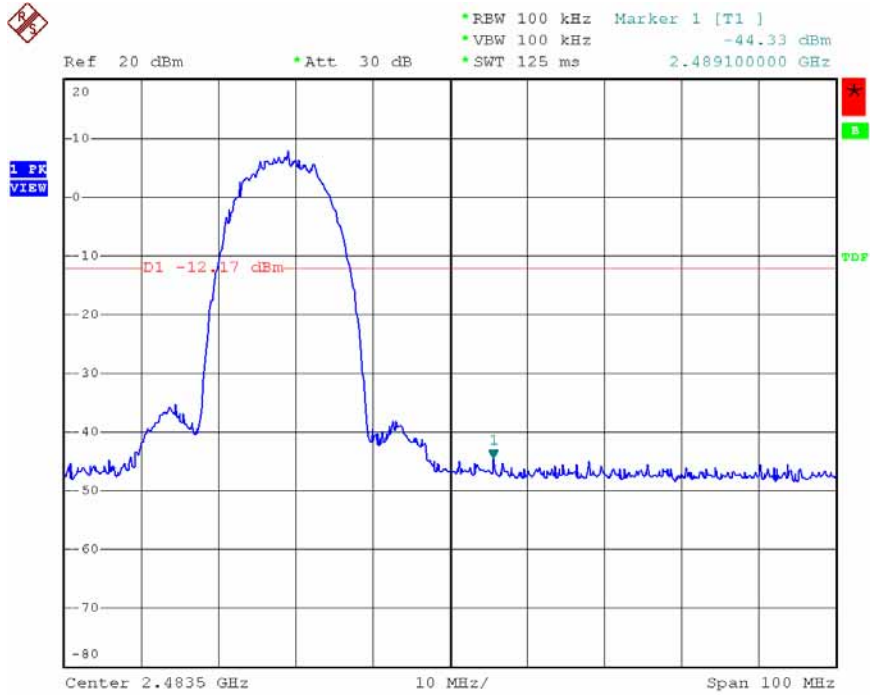


Date: 7.MAY.2008 11:52:13

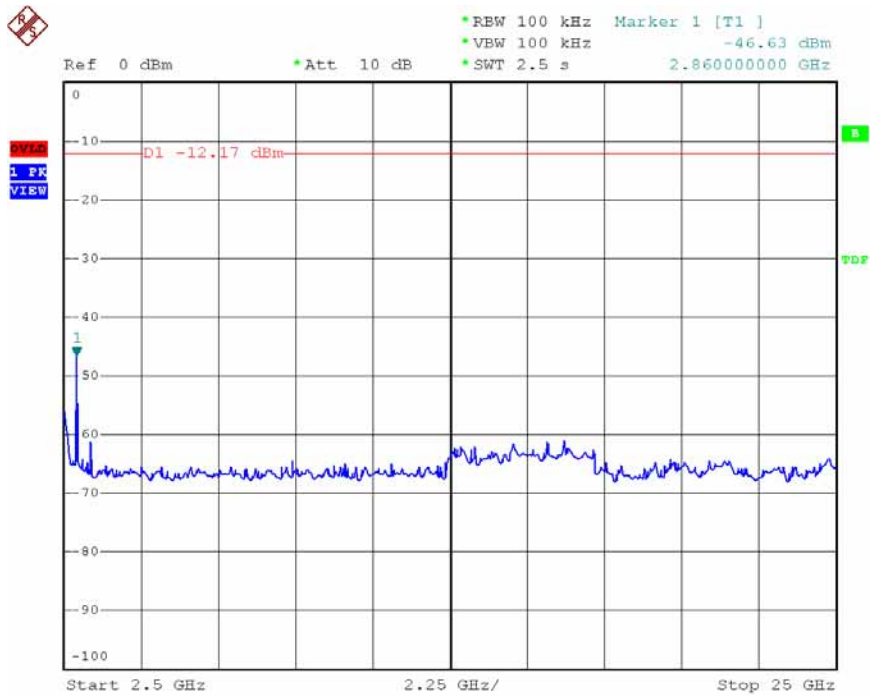


Date: 7.MAY.2008 11:52:42

Modulation Standard: 802.11b (11Mbps), ANT1
 Channel: 11

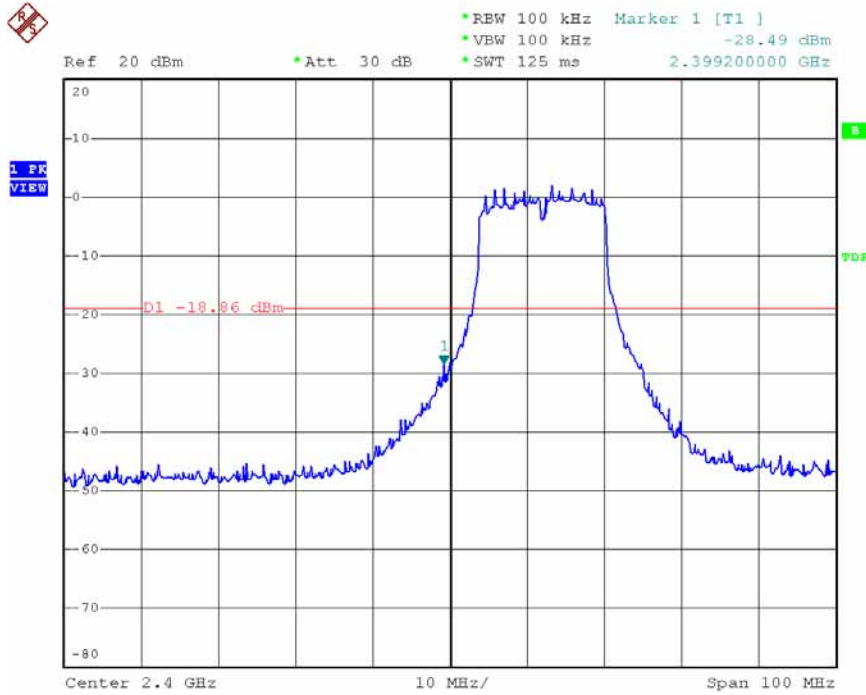


Date: 7.MAY.2008 11:53:31

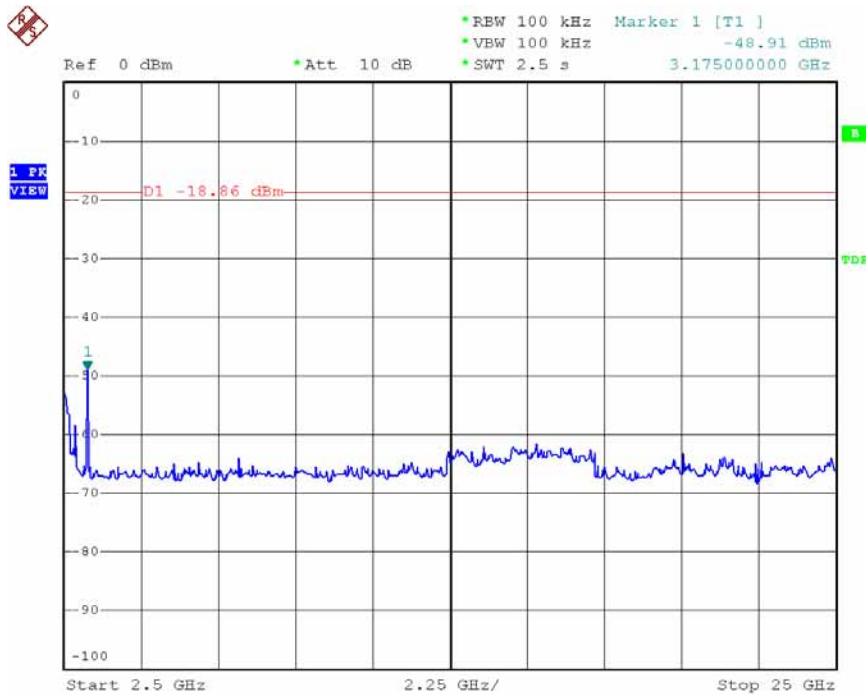


Date: 7.MAY.2008 11:54:04

Modulation Standard: 802.11g (6Mbps), ANT1
 Channel: 01

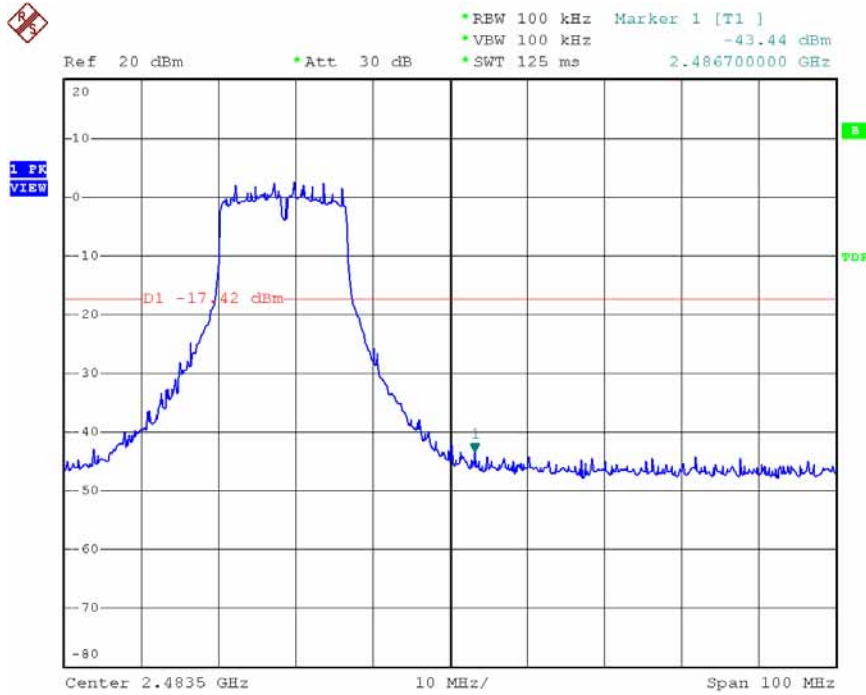


Date: 7.MAY.2008 11:47:25

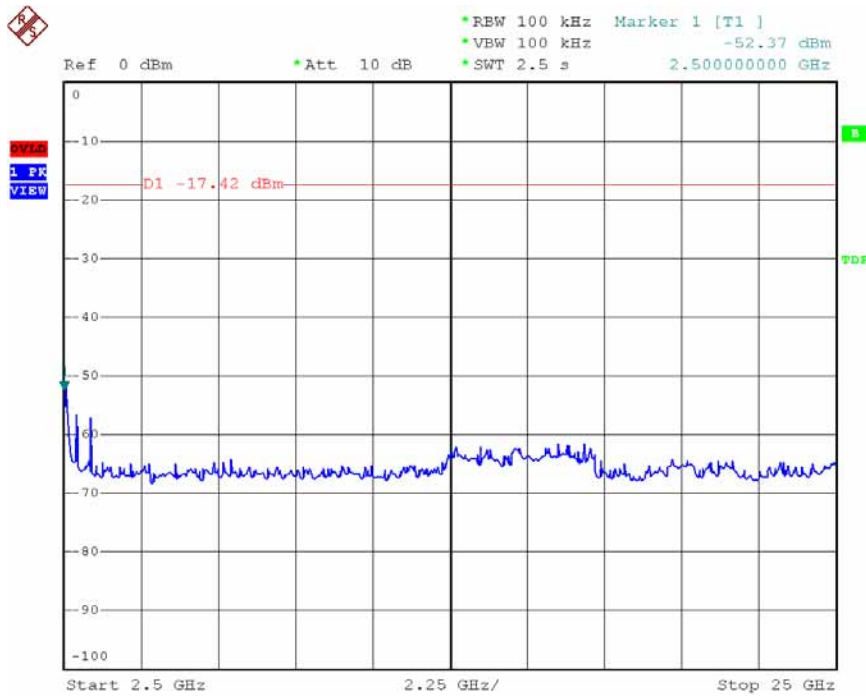


Date: 7.MAY.2008 11:47:50

Modulation Standard: 802.11g (6Mbps), ANT1
 Channel: 11

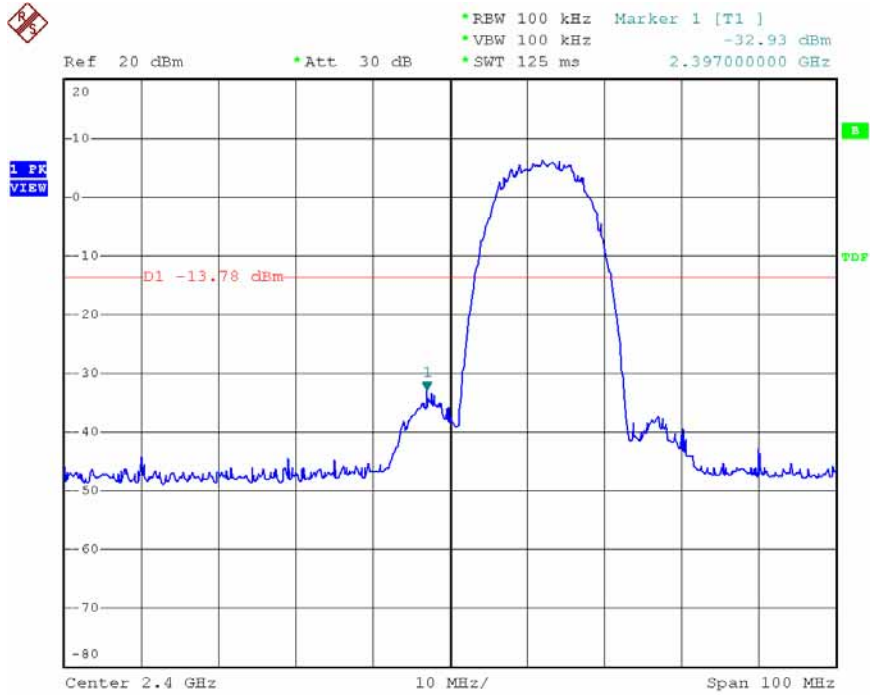


Date: 7.MAY.2008 11:49:05

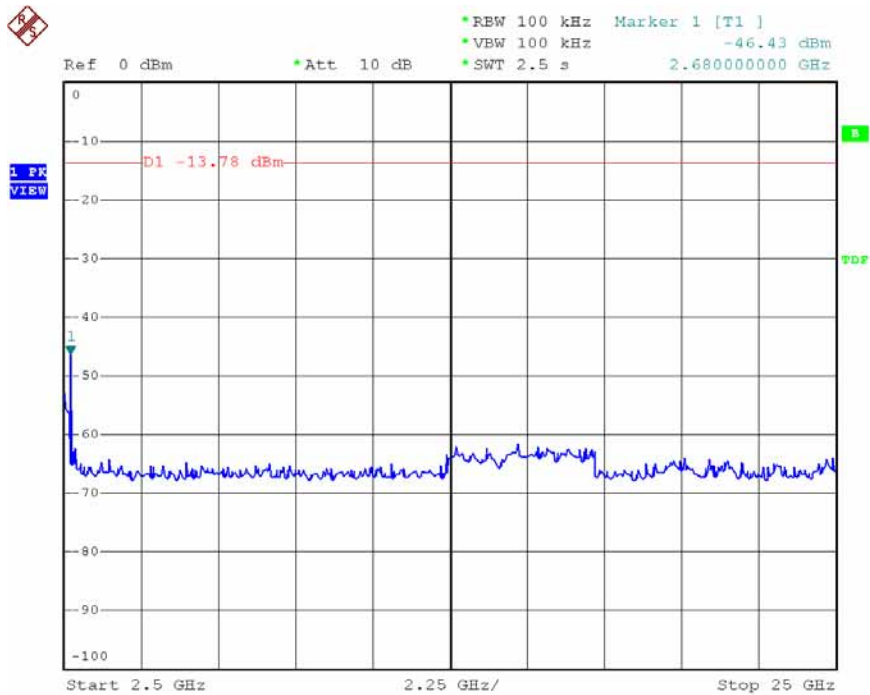


Date: 7.MAY.2008 11:49:29

Modulation Standard: 802.11b (11Mbps), ANT3
 Channel: 01

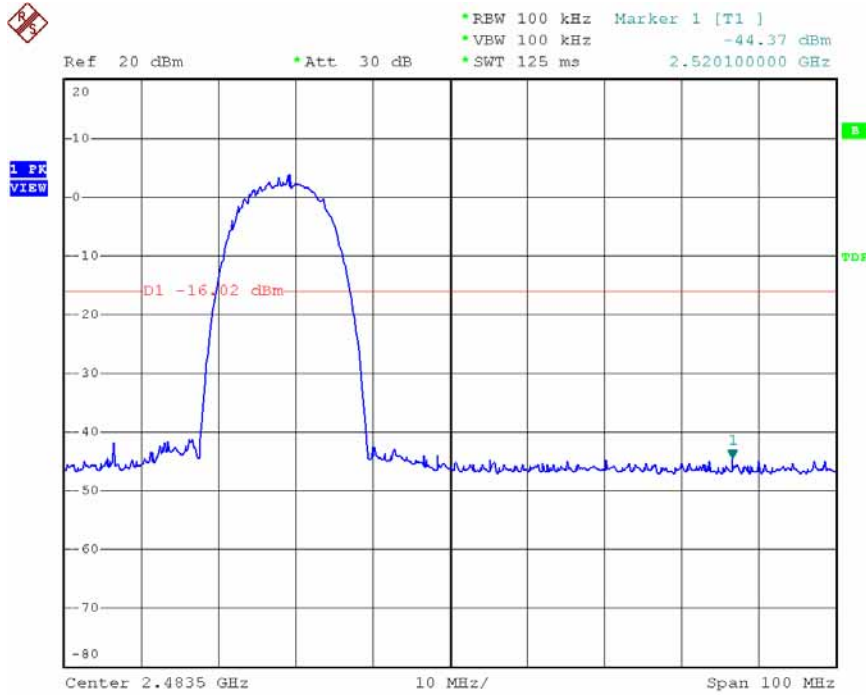


Date: 7.MAY.2008 11:17:21

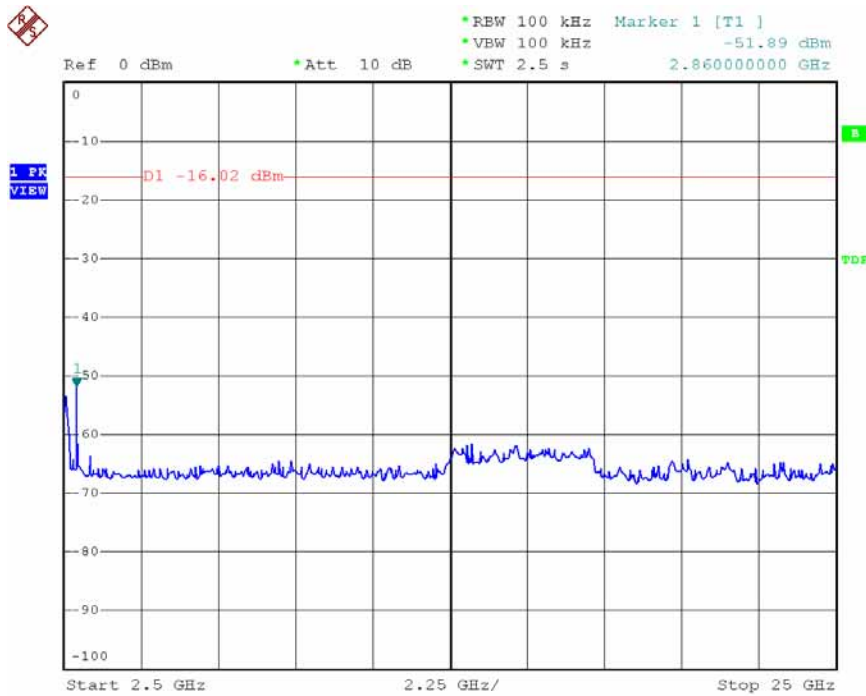


Date: 7.MAY.2008 11:17:52

Modulation Standard: 802.11b (11Mbps), ANT3
 Channel: 11

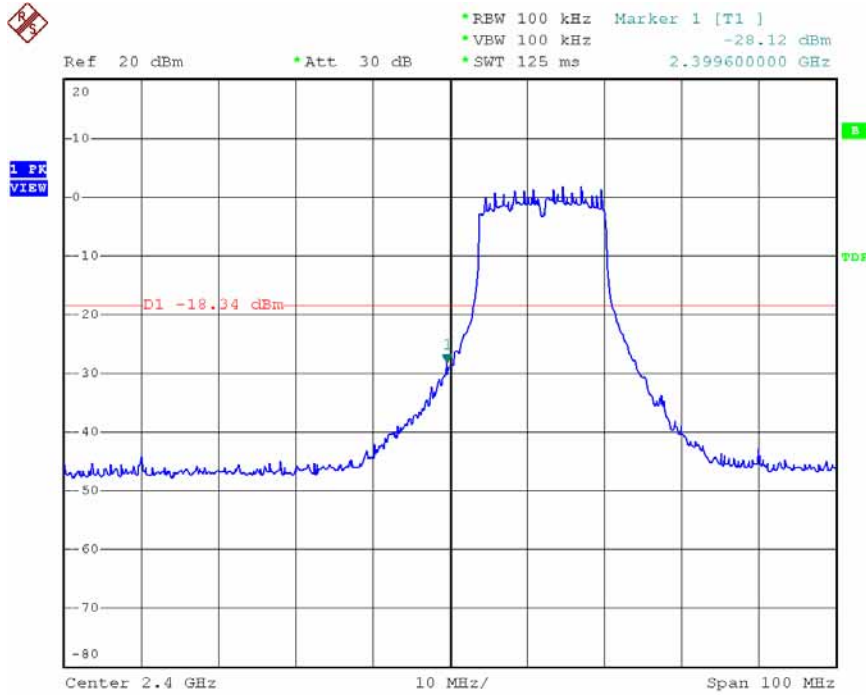


Date: 7.MAY.2008 11:15:38

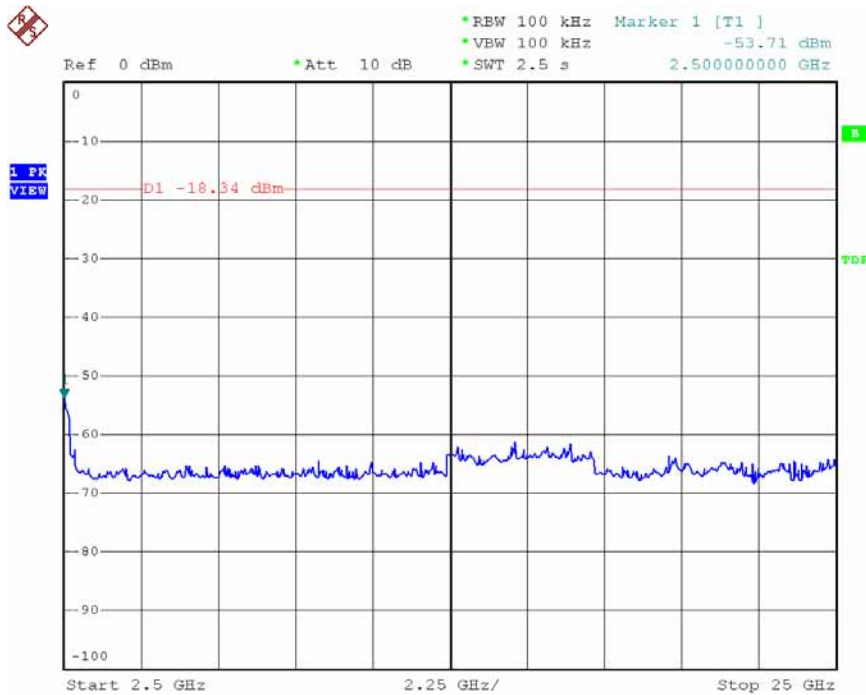


Date: 7.MAY.2008 11:16:14

Modulation Standard: 802.11g (6Mbps), ANT3
 Channel: 01

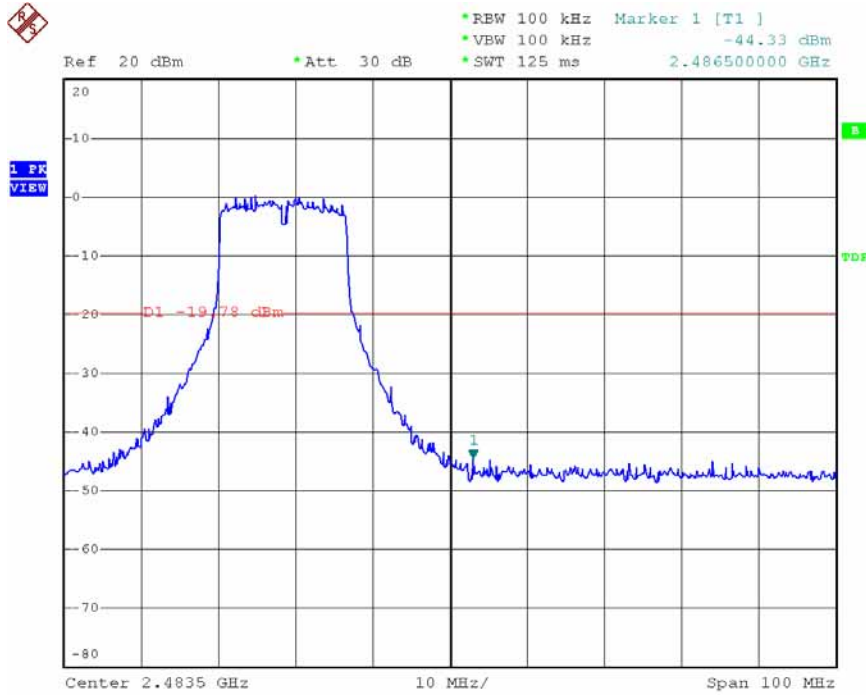


Date: 7.MAY.2008 11:10:15

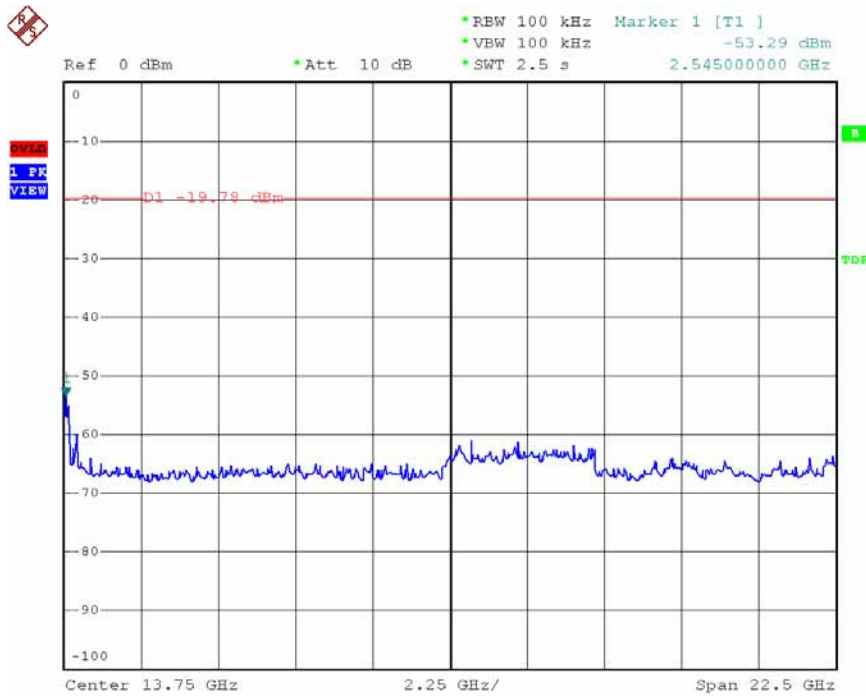


Date: 7.MAY.2008 11:10:48

Modulation Standard: 802.11g (6Mbps), ANT3
 Channel: 11

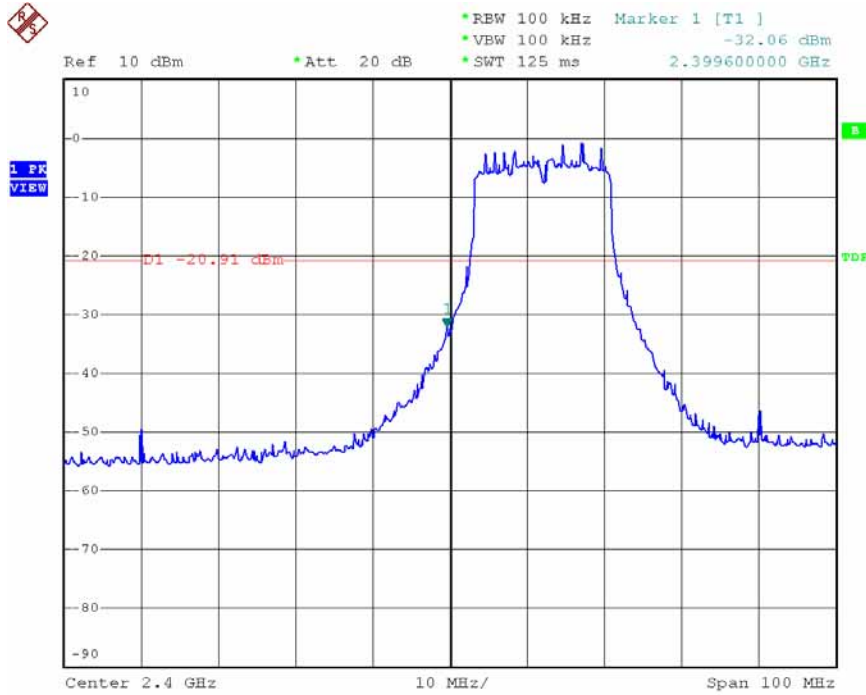


Date: 7.MAY.2008 11:13:05

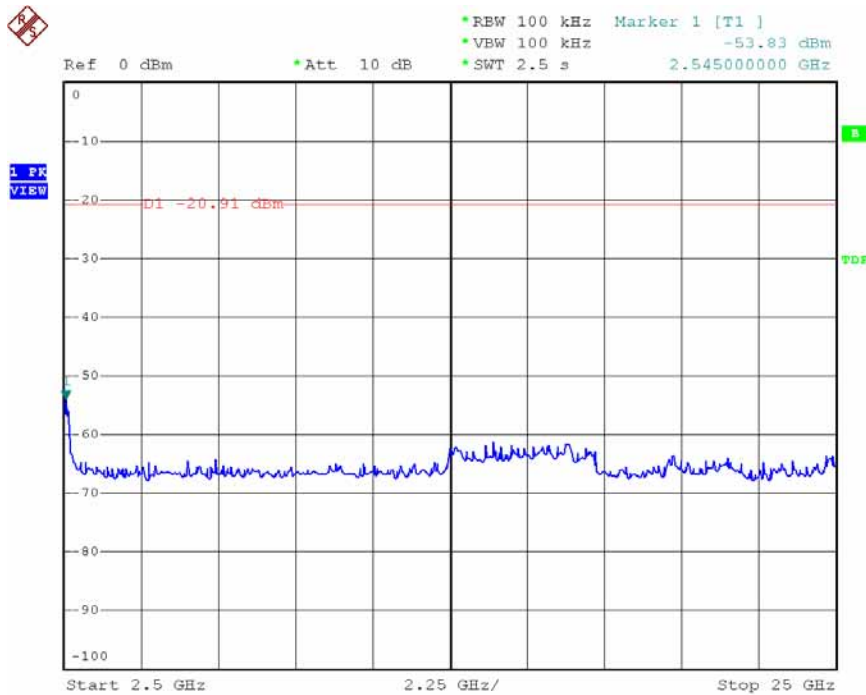


Date: 7.MAY.2008 11:13:44

Modulation Standard: 802.11n, HT20 (6.5Mbps), ANT1
 Channel: 01

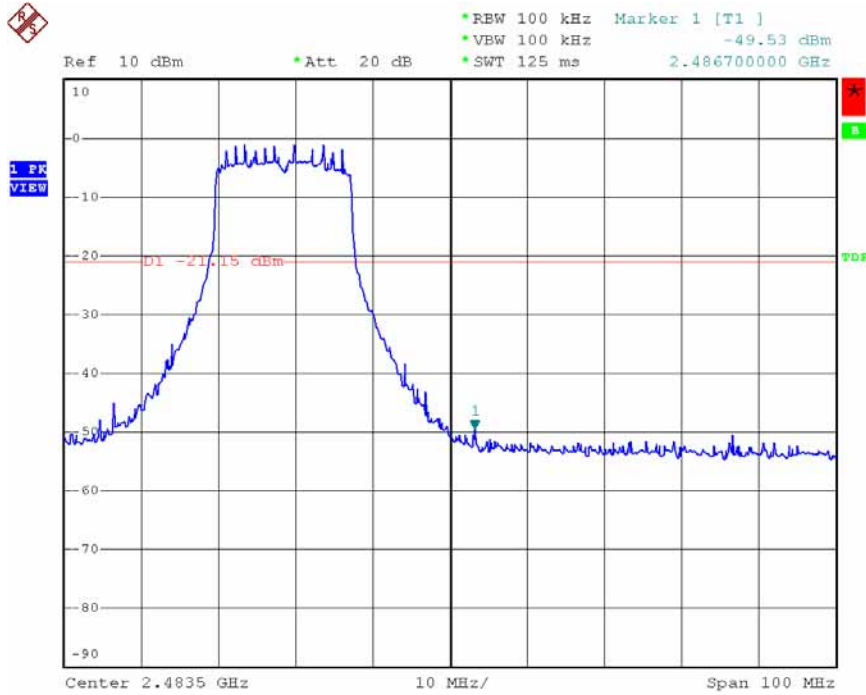


Date: 7.MAY.2008 13:51:32

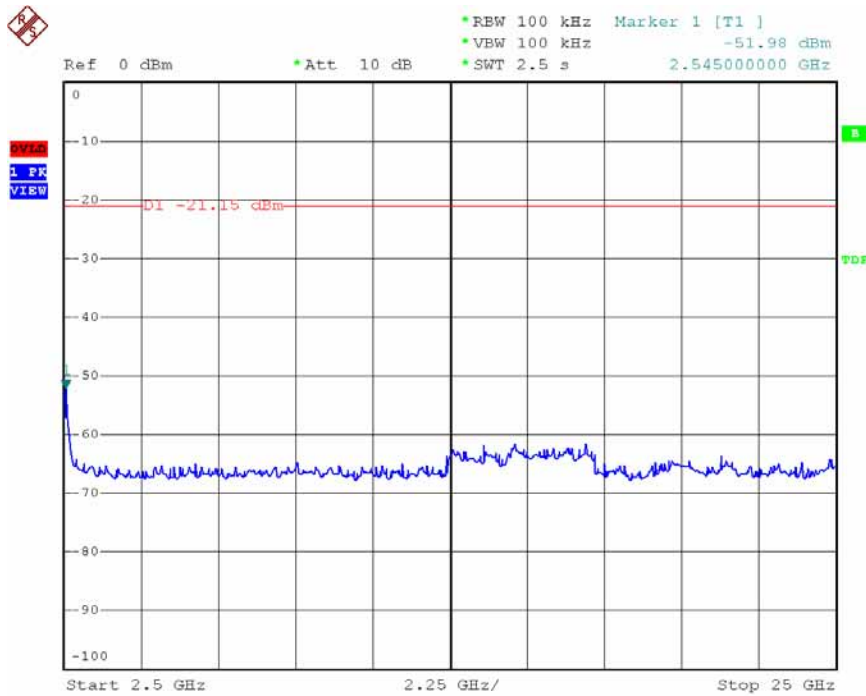


Date: 7.MAY.2008 13:52:11

Modulation Standard: 802.11n, HT20 (6.5Mbps), ANT1
 Channel: 11

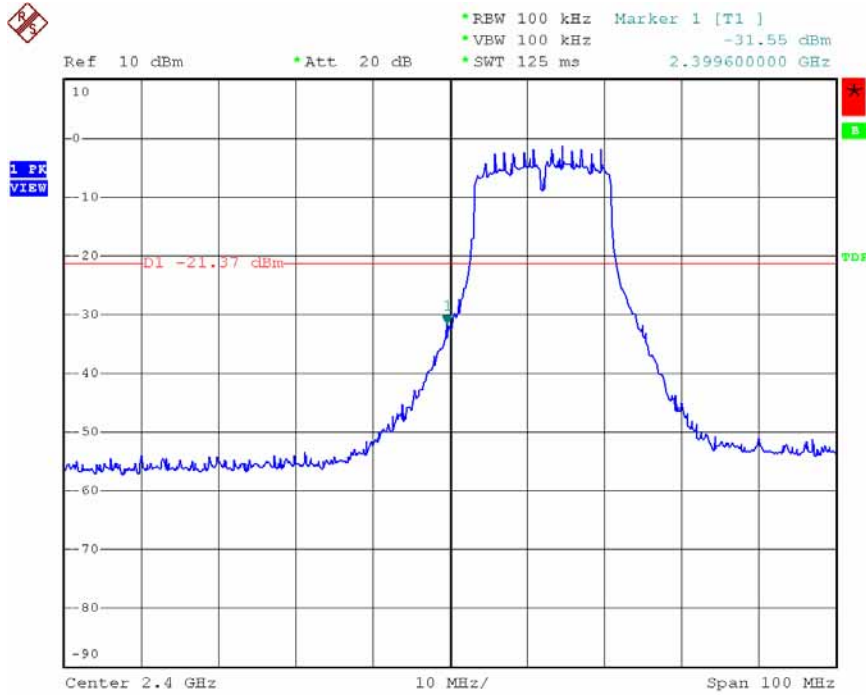


Date: 7.MAY.2008 13:57:08

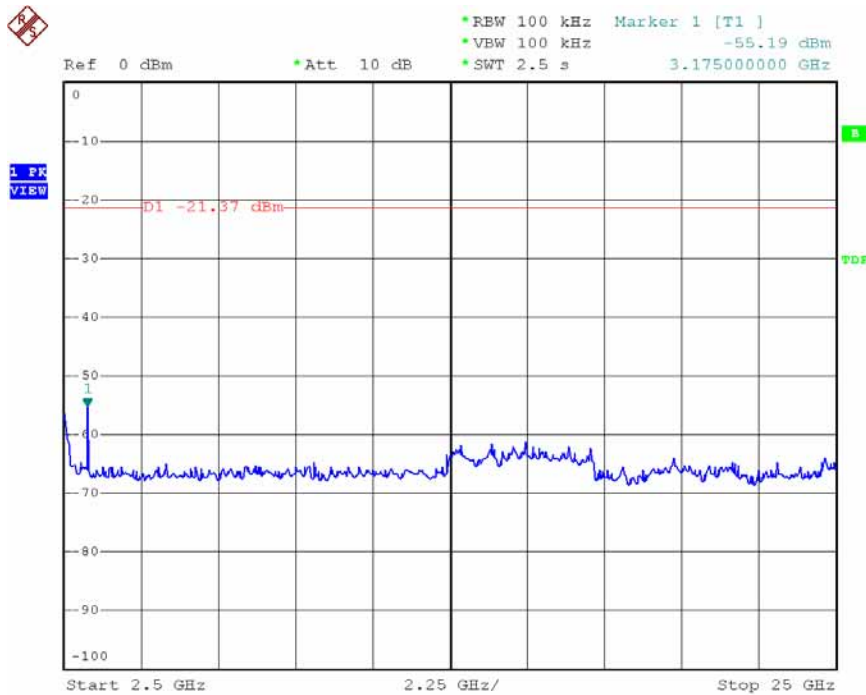


Date: 7.MAY.2008 13:57:45

Modulation Standard: 802.11n, HT20 (6.5Mbps), ANT3
 Channel: 01

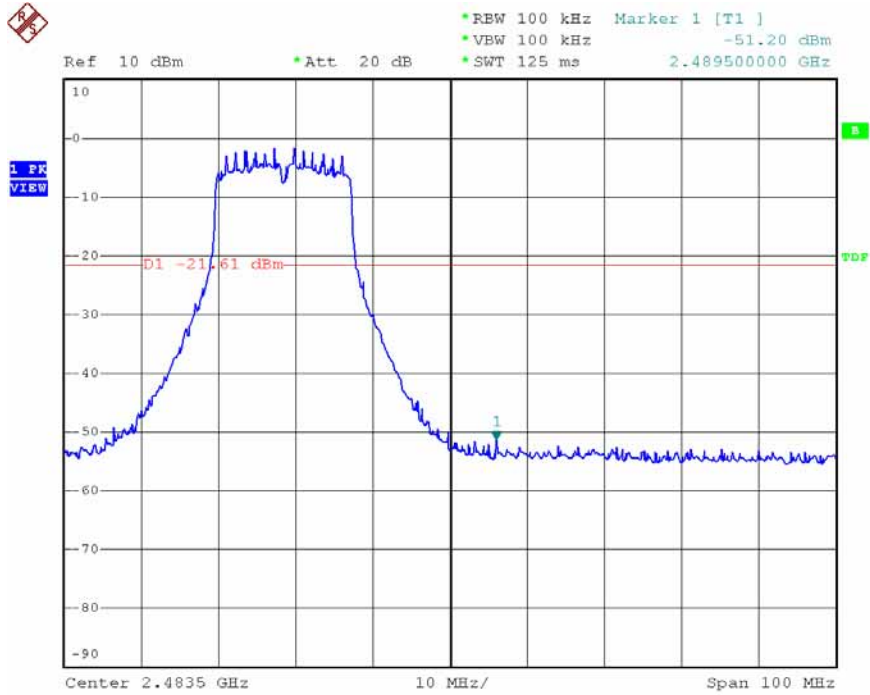


Date: 7.MAY.2008 13:53:22

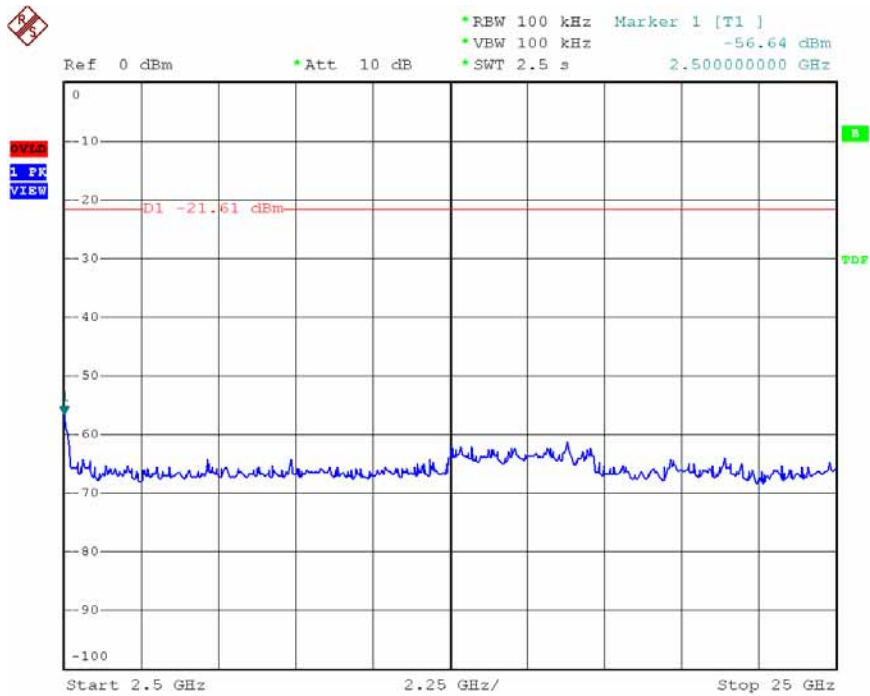


Date: 7.MAY.2008 13:53:55

Modulation Standard: 802.11n, HT20 (6.5Mbps), ANT3
 Channel: 11

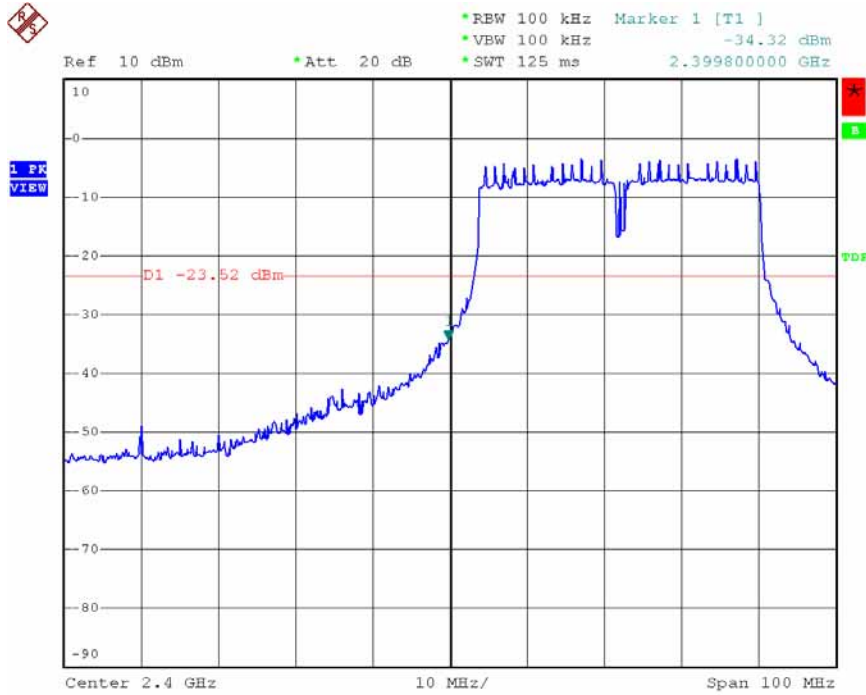


Date: 7.MAY.2008 13:55:26

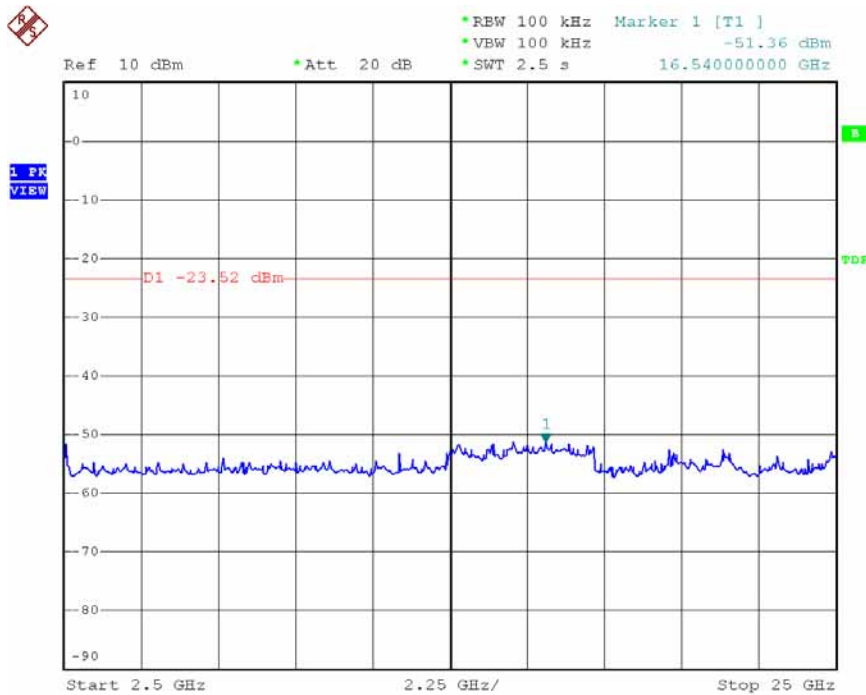


Date: 7.MAY.2008 13:55:52

Modulation Standard: 802.11n, HT40 (13.5Mbps), ANT1
 Channel: 03

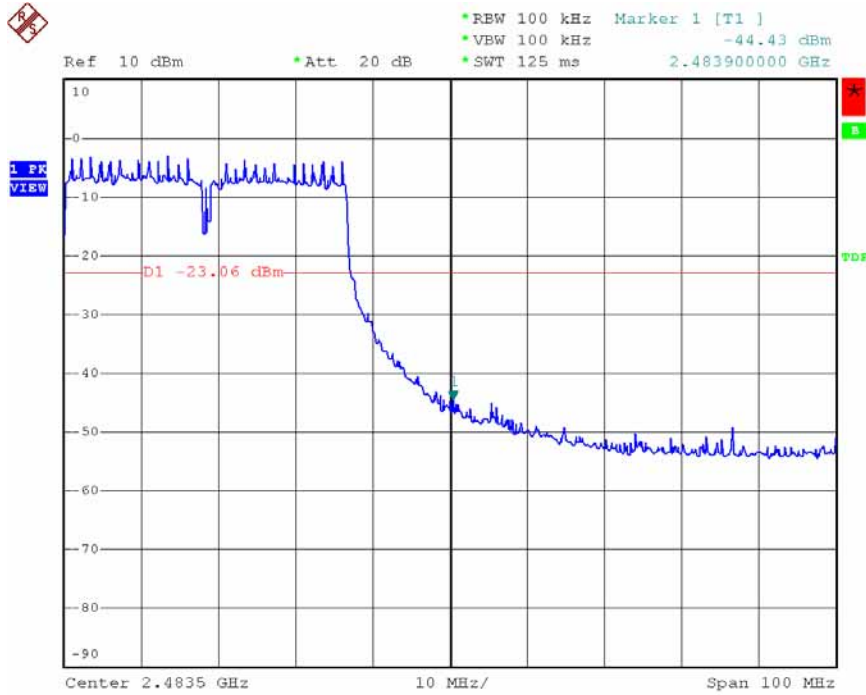


Date: 7.MAY.2008 14:53:38

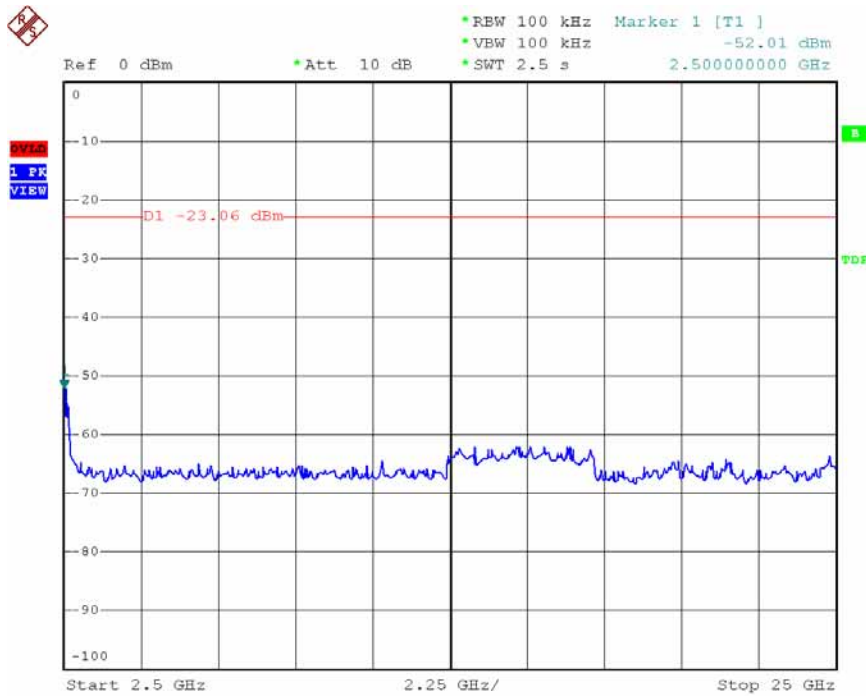


Date: 7.MAY.2008 14:54:22

Modulation Standard: 802.11n, HT40 (13.5Mbps), ANT1
 Channel: 09

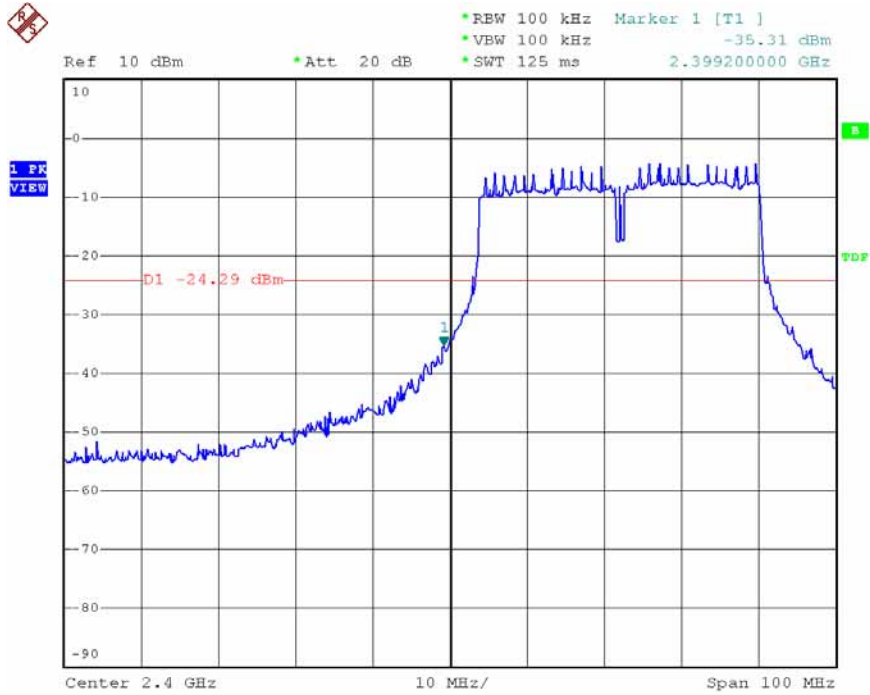


Date: 7.MAY.2008 14:51:24

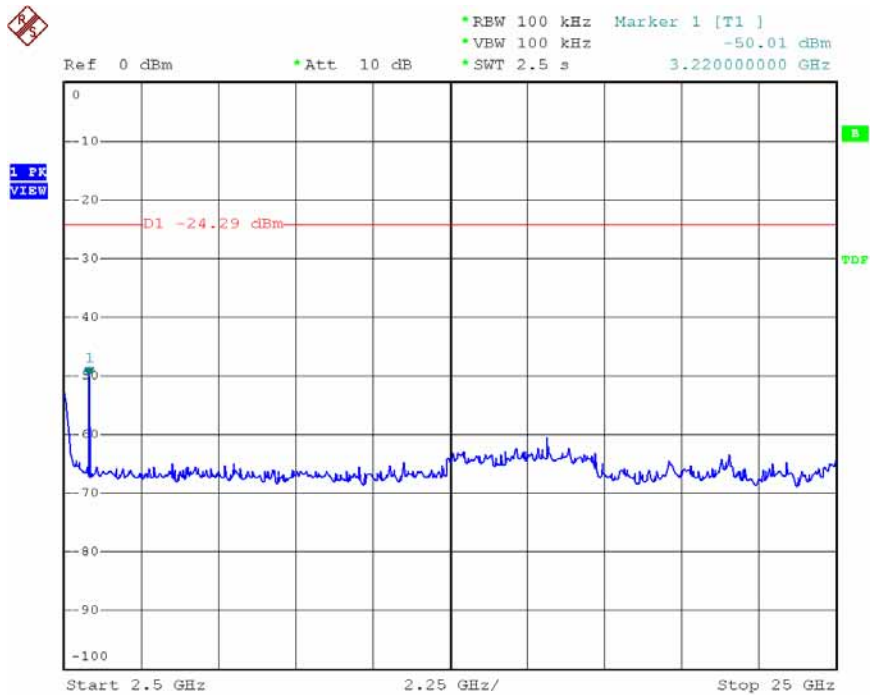


Date: 7.MAY.2008 14:51:54

Modulation Standard: 802.11n, HT40 (13.5Mbps), ANT3
 Channel: 03

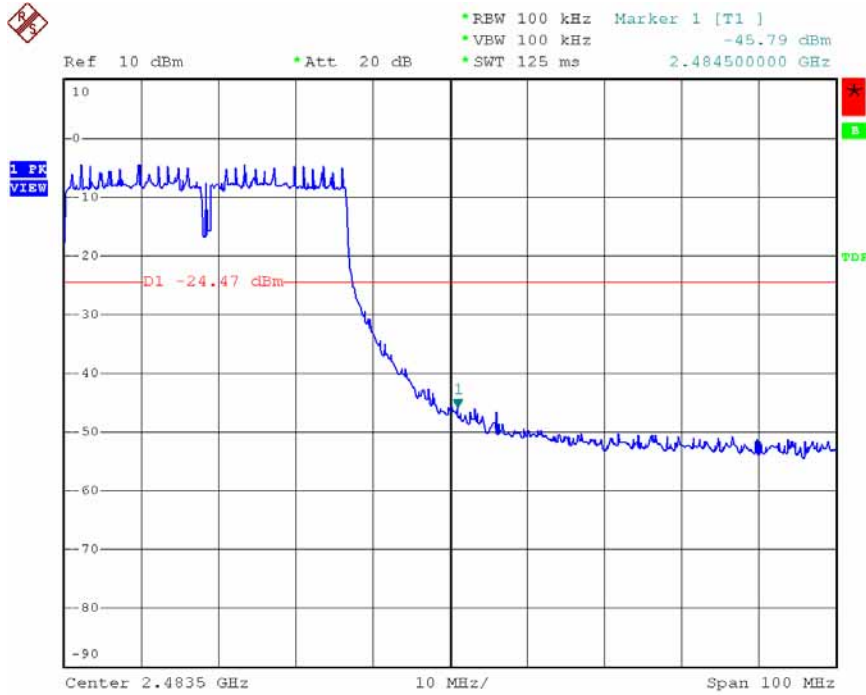


Date: 7.MAY.2008 14:48:12

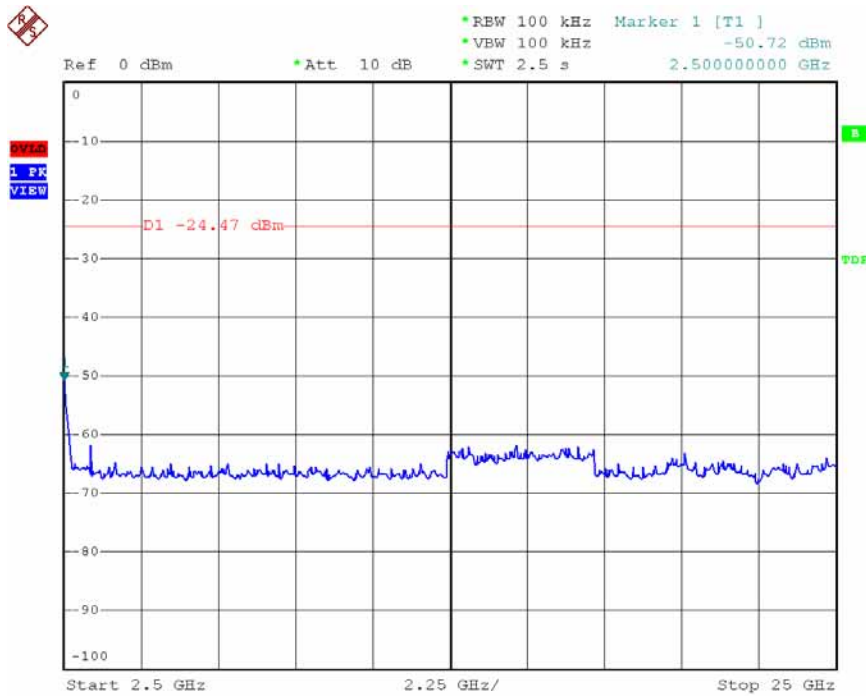


Date: 7.MAY.2008 14:48:38

Modulation Standard: 802.11n, HT40 (13.5Mbps), ANT3
 Channel: 09



Date: 7.MAY.2008 14:49:50



Date: 7.MAY.2008 14:50:21

8.6 Restrict band emission Measurement Data

Test Mode 1:

Modulation Standard: IEEE 802.11b (11Mbps)

Test Date: May. 07, 2008 Temperature: 22 Humidity: 70% Atmospheric pressure: 1010 hPa

a) Channel 1

Frequency (MHz)	Ant-Pol H/V	Meter Reading	Corrected Factor	Result (dBuV/m)	Remark	Limit@3m (dBuV/m)		Margin (dB)	Table (Deg.)	Ant High (m)
						Peak	Ave.			
2389.97	H	54.39	-3.10	51.29	Peak	74	54	-22.71	165	1.50
2386.40	H	43.13	-3.11	40.02	Ave	74	54	-13.98	165	1.50
2389.97	V	64.62	-3.10	61.52	Peak	74	54	-12.48	256	1.50
2386.40	V	50.75	-3.11	47.64	Ave	74	54	-6.36	256	1.50

b) Channel 11

Frequency (MHz)	Ant-Pol H/V	Meter Reading	Corrected Factor	Result (dBuV/m)	Remark	Limit@3m (dBuV/m)		Margin (dB)	Table (Deg.)	Ant High (m)
						Peak	Ave.			
2484.12	H	56.33	-2.76	53.57	Peak	74	54	-20.43	165	1.50
2484.12	H	45.82	-2.76	43.06	Ave	74	54	-10.94	165	1.50
2484.12	V	64.88	-2.76	62.12	Peak	74	54	-11.88	256	1.50
2487.73	V	53.33	-2.74	50.59	Ave	74	54	-3.41	256	1.50

Modulation Standard: 802.11g (6Mbps)

Test Date: May. 07, 2008 Temperature: 22 Humidity: 70% Atmospheric pressure: 1010 hPa

a) Channel 1

Frequency (MHz)	Ant-Pol H/V	Meter Reading	Corrected Factor	Result (dBuV/m)	Remark	Limit@3m (dBuV/m)		Margin (dB)	Table (Deg.)	Ant High (m)
						Peak	Ave.			
2389.97	H	57.18	-3.10	54.08	Peak	74	54	-19.92	165	1.50
2389.97	H	45.82	-3.10	42.72	Ave	74	54	-11.28	165	1.50
2389.97	V	65.89	-3.10	62.79	Peak	74	54	-11.21	258	1.50
2389.97	V	53.48	-3.10	50.38	Ave	74	54	-3.62	258	1.50

b) Channel 11

Frequency (MHz)	Ant-Pol H/V	Meter Reading	Corrected Factor	Result (dBuV/m)	Remark	Limit@3m (dBuV/m)		Margin (dB)	Table (Deg.)	Ant High (m)
						Peak	Ave.			
2483.51	H	57.42	-2.76	54.66	Peak	74	54	-19.34	165	1.50
2483.51	H	45.63	-2.76	42.87	Ave	74	54	-11.13	165	1.50
2483.51	V	65.94	-2.76	63.18	Peak	74	54	-10.82	257	1.50
2483.51	V	53.31	-2.76	50.55	Ave	74	54	-3.45	257	1.50

Notes:

1. Result = Meter Reading + Factor
2. Factor = Antenna Factor + Cable Loss – Amplifier
3. The resolution bandwidth of test receiver/spectrum analyzer is 1 MHz and video bandwidth is 3 MHz for Peak detection at frequency above 1GHz.
4. The resolution bandwidth of test receiver/spectrum analyzer is 1MHz and video bandwidth is 10Hz for Average detection at frequency above 1GHz

Test Mode 2:

Modulation Standard: IEEE 802.11n, HT20 (6.5Mbps)

Test Date: May. 07, 2008 Temperature: 22 Humidity: 70% Atmospheric pressure: 1010 hPa

a) Channel 1

Frequency (MHz)	Ant-Pol H/V	Meter Reading	Corrected Factor	Result (dBuV/m)	Remark	Limit@3m (dBuV/m)		Margin (dB)	Table (Deg.)	Ant High (m)
						Peak	Ave.			
2389.97	H	57.76	-3.10	54.66	Peak	74	54	-19.34	165	1.50
2389.97	H	44.96	-3.10	41.86	Ave	74	54	-12.14	165	1.50
2389.97	V	64.82	-3.10	61.72	Peak	74	54	-12.28	256	1.50
2389.97	V	52.73	-3.10	49.63	Ave	74	54	-4.37	256	1.50

b) Channel 11

Frequency (MHz)	Ant-Pol H/V	Meter Reading	Corrected Factor	Result (dBuV/m)	Remark	Limit@3m (dBuV/m)		Margin (dB)	Table (Deg.)	Ant High (m)
						Peak	Ave.			
2484.19	H	57.44	-2.76	54.68	Peak	74	54	-19.32	165	1.50
2484.19	H	46.83	-2.76	44.07	Ave	74	54	-9.93	165	1.50
2484.19	V	64.92	-2.76	62.16	Peak	74	54	-11.84	256	1.50
2483.29	V	52.96	-2.76	50.20	Ave	74	54	-3.80	256	1.50

Test Mode 3:

Modulation Standard: 802.11n, HT40 (13.5Mbps)

Test Date: May. 07, 2008 Temperature: 22 Humidity: 70% Atmospheric pressure: 1010 hPa

a) Channel 3

Frequency (MHz)	Ant-Pol H/V	Meter Reading	Corrected Factor	Result (dBuV/m)	Remark	Limit@3m (dBuV/m)		Margin (dB)	Table (Deg.)	Ant High (m)
						Peak	Ave.			
2389.97	H	56.88	-3.10	53.78	Peak	74	54	-20.22	165	1.50
2389.97	H	46.97	-3.10	43.87	Ave	74	54	-10.13	165	1.50
2389.97	V	67.33	-3.10	64.23	Peak	74	54	-9.97	256	1.50
2389.97	V	53.46	-3.10	50.36	Ave	74	54	-3.64	256	1.50

b) Channel 9

Frequency (MHz)	Ant-Pol H/V	Meter Reading	Corrected Factor	Result (dBuV/m)	Remark	Limit@3m (dBuV/m)		Margin (dB)	Table (Deg.)	Ant High (m)
						Peak	Ave.			
2485.51	H	57.22	-2.76	54.46	Peak	74	54	-19.54	165	1.50
2483.51	H	45.83	-2.76	43.07	Ave	74	54	-10.93	165	1.50
2485.26	V	67.12	-2.75	64.37	Peak	74	54	-9.63	256	1.50
2483.51	V	54.54	-2.76	51.78	Ave	74	54	-2.22	256	1.50

Notes:

1. Result = Meter Reading + Factor
2. Factor = Antenna Factor + Cable Loss – Amplifier
3. The resolution bandwidth of test receiver/spectrum analyzer is 1 MHz and video bandwidth is 3 MHz for Peak detection at frequency above 1GHz.
4. The resolution bandwidth of test receiver/spectrum analyzer is 1MHz and video bandwidth is 10Hz for Average detection at frequency above 1GHz

Test Mode 4:

Modulation Standard: IEEE 802.11b (11Mbps)

Test Date: May. 07, 2008 Temperature: 22 Humidity: 70% Atmospheric pressure: 1010 hPa

c) Channel 1

Frequency (MHz)	Ant-Pol H/V	Meter Reading	Corrected Factor	Result (dBuV/m)	Remark	Limit@3m (dBuV/m)		Margin (dB)	Table (Deg.)	Ant High (m)
						Peak	Ave.			
2389.97	H	54.52	-3.10	51.42	Peak	74	54	-22.58	165	1.50
2386.40	H	42.89	-3.11	39.78	Ave	74	54	-14.22	165	1.50
2389.97	V	62.58	-3.10	59.48	Peak	74	54	-14.52	256	1.50
2386.40	V	50.69	-3.11	47.58	Ave	74	54	-6.42	256	1.50

d) Channel 11

Frequency (MHz)	Ant-Pol H/V	Meter Reading	Corrected Factor	Result (dBuV/m)	Remark	Limit@3m (dBuV/m)		Margin (dB)	Table (Deg.)	Ant High (m)
						Peak	Ave.			
2484.12	H	56.57	-2.76	53.81	Peak	74	54	-20.19	165	1.50
2484.12	H	44.62	-2.76	41.86	Ave	74	54	-12.14	165	1.50
2484.12	V	64.06	-2.76	61.30	Peak	74	54	-12.70	256	1.50
2487.73	V	52.74	-2.74	50.00	Ave	74	54	-4.00	256	1.50

Modulation Standard: 802.11g (6Mbps)

Test Date: May. 07, 2008 Temperature: 22 Humidity: 70% Atmospheric pressure: 1010 hPa

c) Channel 1

Frequency (MHz)	Ant-Pol H/V	Meter Reading	Corrected Factor	Result (dBuV/m)	Remark	Limit@3m (dBuV/m)		Margin (dB)	Table (Deg.)	Ant High (m)
						Peak	Ave.			
2389.97	H	57.24	-3.10	54.14	Peak	74	54	-19.86	165	1.50
2389.97	H	45.62	-3.10	42.52	Ave	74	54	-11.48	165	1.50
2389.97	V	65.72	-3.10	62.62	Peak	74	54	-11.38	258	1.50
2389.97	V	53.47	-3.10	50.37	Ave	74	54	-3.63	258	1.50

d) Channel 11

Frequency (MHz)	Ant-Pol H/V	Meter Reading	Corrected Factor	Result (dBuV/m)	Remark	Limit@3m (dBuV/m)		Margin (dB)	Table (Deg.)	Ant High (m)
						Peak	Ave.			
2483.51	H	57.40	-2.76	54.64	Peak	74	54	-19.36	165	1.50
2483.51	H	45.60	-2.76	42.84	Ave	74	54	-11.16	165	1.50
2483.51	V	65.88	-2.76	63.12	Peak	74	54	-10.88	257	1.50
2483.51	V	53.28	-2.76	50.52	Ave	74	54	-3.48	257	1.50

Notes:

1. Result = Meter Reading + Factor
2. Factor = Antenna Factor + Cable Loss – Amplifier
3. The resolution bandwidth of test receiver/spectrum analyzer is 1 MHz and video bandwidth is 3 MHz for Peak detection at frequency above 1GHz.
4. The resolution bandwidth of test receiver/spectrum analyzer is 1MHz and video bandwidth is 10Hz for Average detection at frequency above 1GHz

Test Mode 5:

Modulation Standard: IEEE 802.11n, HT20 (6.5Mbps)

Test Date: May. 07, 2008 Temperature: 22 Humidity: 70% Atmospheric pressure: 1010 hPa

c) Channel 1

Frequency (MHz)	Ant-Pol H/V	Meter Reading	Corrected Factor	Result (dBuV/m)	Remark	Limit@3m (dBuV/m)		Margin (dB)	Table (Deg.)	Ant High (m)
						Peak	Ave.			
2389.97	H	57.70	-3.10	54.60	Peak	74	54	-19.40	165	1.50
2389.97	H	45.88	-3.10	42.78	Ave	74	54	-11.22	165	1.50
2389.97	V	65.65	-3.10	62.55	Peak	74	54	-11.45	256	1.50
2389.97	V	53.44	-3.10	50.34	Ave	74	54	-3.66	256	1.50

d) Channel 11

Frequency (MHz)	Ant-Pol H/V	Meter Reading	Corrected Factor	Result (dBuV/m)	Remark	Limit@3m (dBuV/m)		Margin (dB)	Table (Deg.)	Ant High (m)
						Peak	Ave.			
2484.19	H	57.51	-2.76	54.75	Peak	74	54	-19.25	165	1.50
2484.19	H	45.72	-2.76	42.96	Ave	74	54	-11.04	165	1.50
2484.19	V	65.43	-2.76	62.67	Peak	74	54	-11.33	256	1.50
2483.29	V	53.29	-2.76	50.20	Ave	74	54	-3.47	256	1.50

Test Mode 6:

Modulation Standard: 802.11n, HT40 (13.5Mbps)

Test Date: May. 07, 2008 Temperature: 22 Humidity: 70% Atmospheric pressure: 1010 hPa

a) Channel 3

Frequency (MHz)	Ant-Pol H/V	Meter Reading	Corrected Factor	Result (dBuV/m)	Remark	Limit@3m (dBuV/m)		Margin (dB)	Table (Deg.)	Ant High (m)
						Peak	Ave.			
2389.97	H	57.21	-3.10	54.11	Peak	74	54	-19.89	165	1.50
2389.97	H	45.88	-3.10	42.78	Ave	74	54	-11.22	165	1.50
2389.97	V	66.74	-3.10	63.64	Peak	74	54	-10.36	256	1.50
2389.97	V	53.91	-3.10	50.81	Ave	74	54	-3.19	256	1.50

b) Channel 9

Frequency (MHz)	Ant-Pol H/V	Meter Reading	Corrected Factor	Result (dBuV/m)	Remark	Limit@3m (dBuV/m)		Margin (dB)	Table (Deg.)	Ant High (m)
						Peak	Ave.			
2485.51	H	57.30	-2.76	54.54	Peak	74	54	-19.46	165	1.50
2483.51	H	45.92	-2.76	43.16	Ave	74	54	-10.84	165	1.50
2485.26	V	66.50	-2.75	63.75	Peak	74	54	-10.25	256	1.50
2483.51	V	53.60	-2.76	50.84	Ave	74	54	-3.16	256	1.50

Notes:

1. Result = Meter Reading + Factor
2. Factor = Antenna Factor + Cable Loss – Amplifier
3. The resolution bandwidth of test receiver/spectrum analyzer is 1 MHz and video bandwidth is 3 MHz for Peak detection at frequency above 1GHz.
4. The resolution bandwidth of test receiver/spectrum analyzer is 1MHz and video bandwidth is 10Hz for Average detection at frequency above 1GHz

9. Power Spectral Density

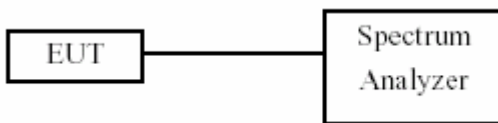
9.1 Test Limit

The Maximum of Power Spectral Density Measurement is 8dBm.

9.2 Test Procedures

- The transmitter output was connected to spectrum analyzer.
- The spectrum analyzer's resolution bandwidth were set at 3KHz RBW and 30KHz VBW as that of the fundamental frequency. Set the sweep time=span/3KHz.
- The power spectral density was measured and recorded.
- The Sweep time is allowed to be longer than span/3KHz for a full response of the mixer in the spectrum analyzer.

9.3 Test Setup Layout :



9.4 Measurement equipment

Instrument/Ancillary	Model No.	Manufacturer	Serial No.	Calibration Date	Valid Date
Spectrum Analyzer	FSP40	R&S	10047	2008/02/22	2009/02/21

9.5 Test Result and Data

- (1) Modulation Standard: IEEE 802.11b (11Mbps), ANT1

Test Date: May. 07, 2008 Temperature: 20 Humidity: 60% Atmospheric pressure: 1008 hPa

Channel	Frequency	Maximum Power Density of 3 kHz Bandwidth (dBm)
01	2412	-5.84
06	2437	-9.03
11	2462	-6.65

- (2) Modulation Standard: IEEE 802.11g (6Mbps), ANT1

Test Date: May. 07, 2008 Temperature: 20 Humidity: 60% Atmospheric pressure: 1008 hPa

Channel	Frequency	Maximum Power Density of 3 kHz Bandwidth (dBm)
01	2412	-8.74
06	2437	-8.64
11	2462	-8.43

- (3) Modulation Standard: IEEE 802.11b (11Mbps), ANT3

Test Date: May. 07, 2008 Temperature: 20 Humidity: 60% Atmospheric pressure: 1008 hPa

Channel	Frequency	Maximum Power Density of 3 kHz Bandwidth (dBm)
01	2412	-6.82
06	2437	-7.89
11	2462	-7.28

- (4) Modulation Standard: IEEE 802.11g (6Mbps), ANT3

Test Date: May. 07, 2008 Temperature: 20 Humidity: 60% Atmospheric pressure: 1008 hPa

Channel	Frequency	Maximum Power Density of 3 kHz Bandwidth (dBm)
01	2412	-8.65
06	2437	-8.62
11	2462	-8.59

(5) Modulation Standard: IEEE 802.11n, HT20 (6.5Mbps)

Test Date: May. 07, 2008 Temperature: 20 Humidity: 60% Atmospheric pressure: 1008 hPa

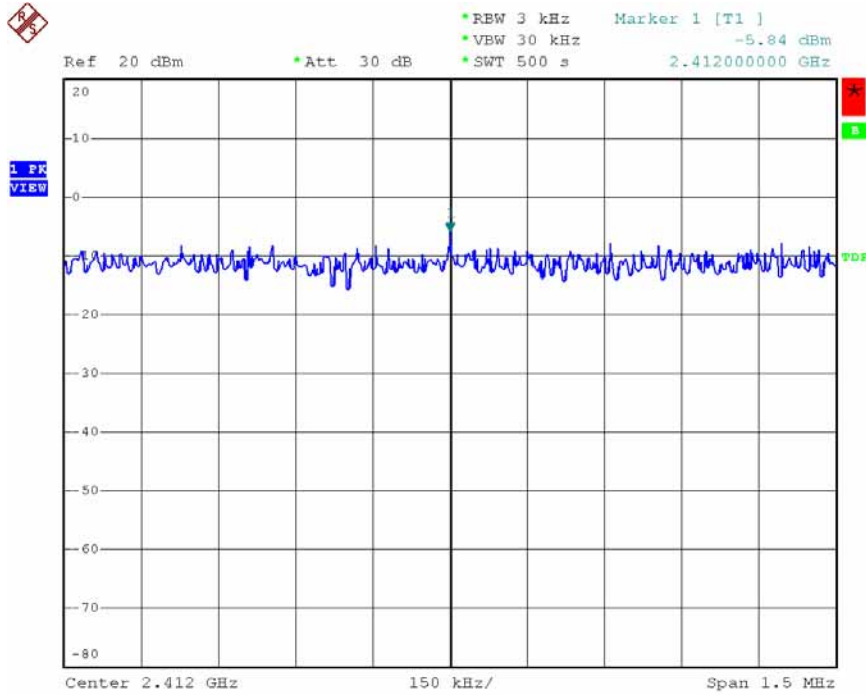
Channel	Frequency	Maximum Power Density of 3 kHz Bandwidth ANT1 (dBm)	Maximum Power Density of 3 kHz Bandwidth ANT3 (dBm)	Maximum Power Density of 3 kHz Bandwidth Total (dBm)
01	2412	-14.89	-16.40	-12.57
06	2437	-15.46	-17.23	-13.25
11	2462	-15.49	-18.04	-13.57

(6) Modulation Standard: IEEE 802.11n, HT40 (13.5Mbps)

Test Date: May. 07, 2008 Temperature: 20 Humidity: 60% Atmospheric pressure: 1008 hPa

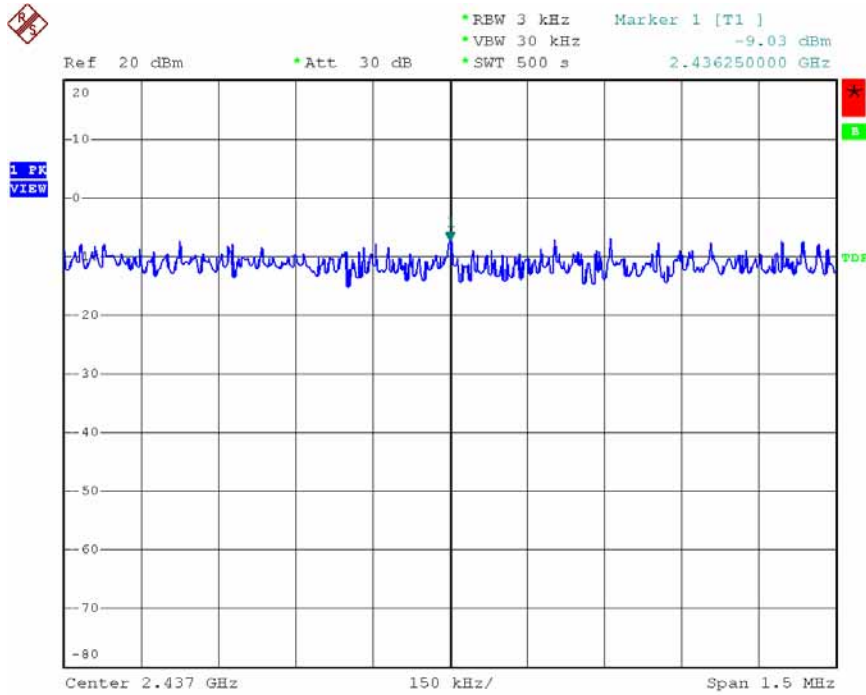
Channel	Frequency	Maximum Power Density of 3 kHz Bandwidth ANT1 (dBm)	Maximum Power Density of 3 kHz Bandwidth ANT3 (dBm)	Maximum Power Density of 3 kHz Bandwidth Total (dBm)
03	2422	-15.22	-17.13	-13.06
06	2437	-16.01	-16.90	-13.42
09	2452	-14.79	-16.23	-12.44

Modulation Standard: 802.11b (11Mbps), ANT1
 Channel: 01



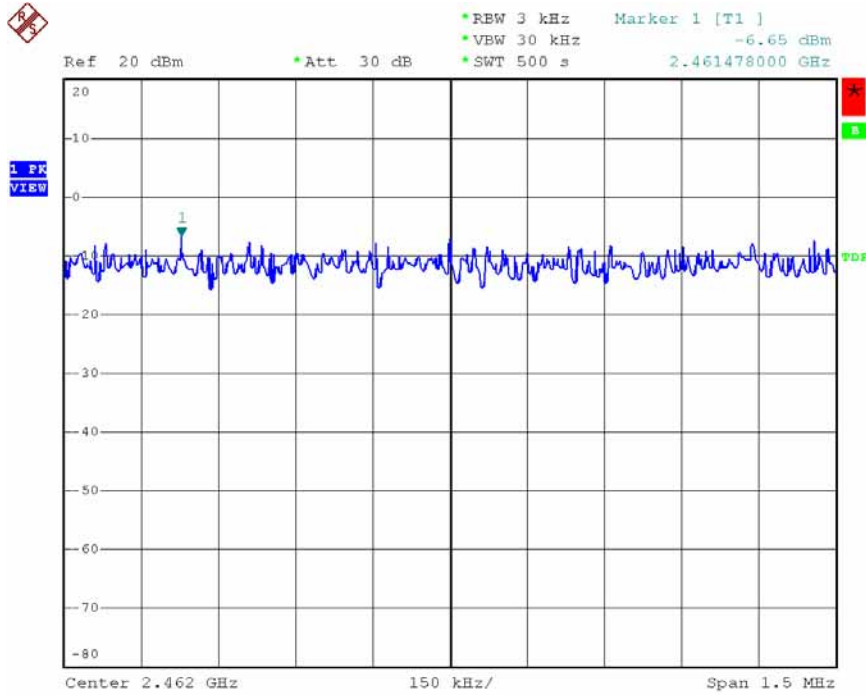
Date: 7.MAY.2008 11:55:18

Modulation Standard: 802.11b (11Mbps), ANT1
 Channel: 06



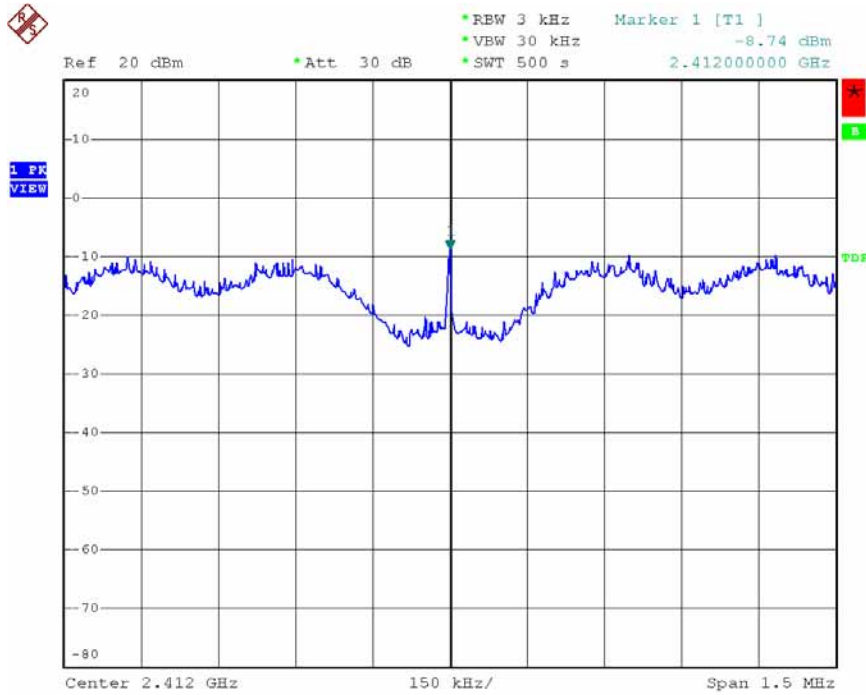
Date: 7.MAY.2008 11:55:49

Modulation Standard: 802.11b (11Mbps), ANT1
Channel: 11



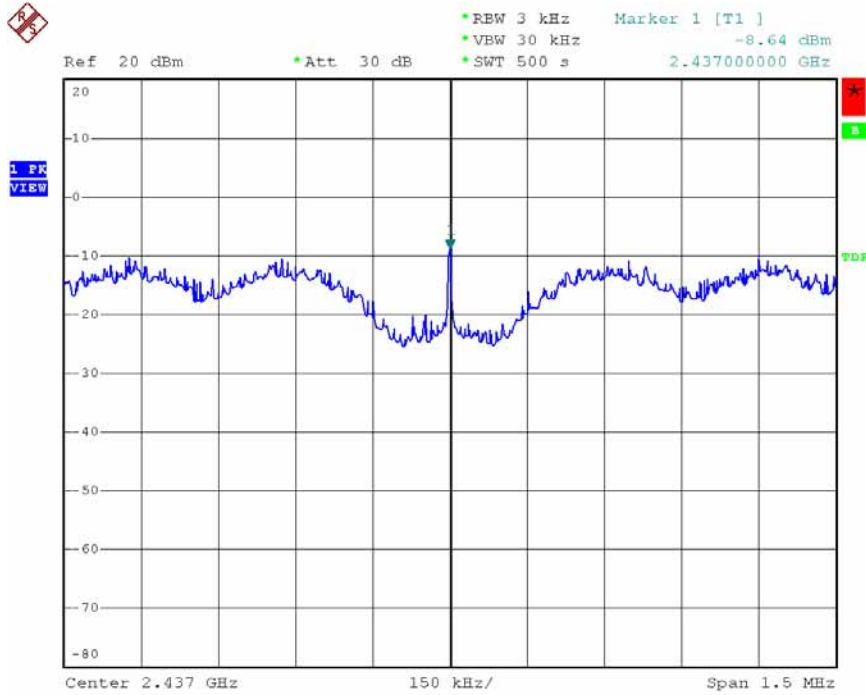
Date: 7.MAY.2008 11:56:24

Modulation Standard: 802.11g (6Mbps), ANT1
Channel: 01



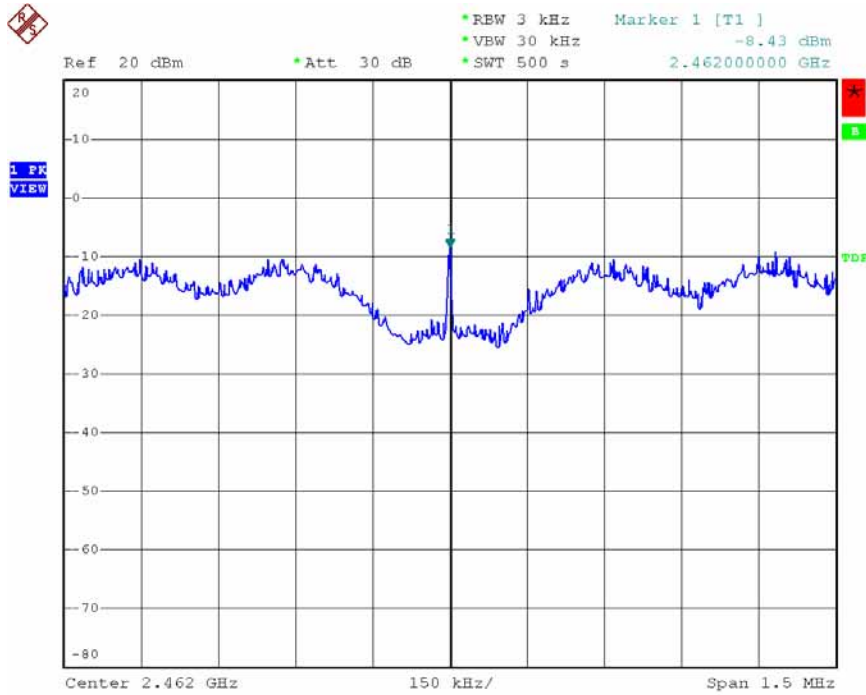
Date: 7.MAY.2008 11:58:01

Modulation Standard: 802.11g (6Mbps), ANT1
 Channel: 06



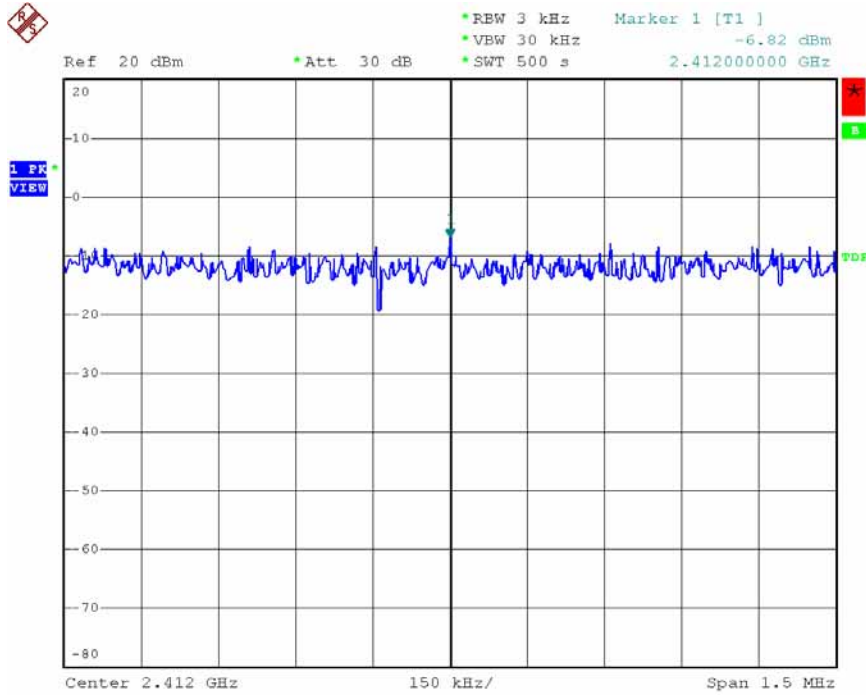
Date: 7.MAY.2008 11:59:04

Modulation Standard: 802.11g (6Mbps), ANT1
 Channel: 11



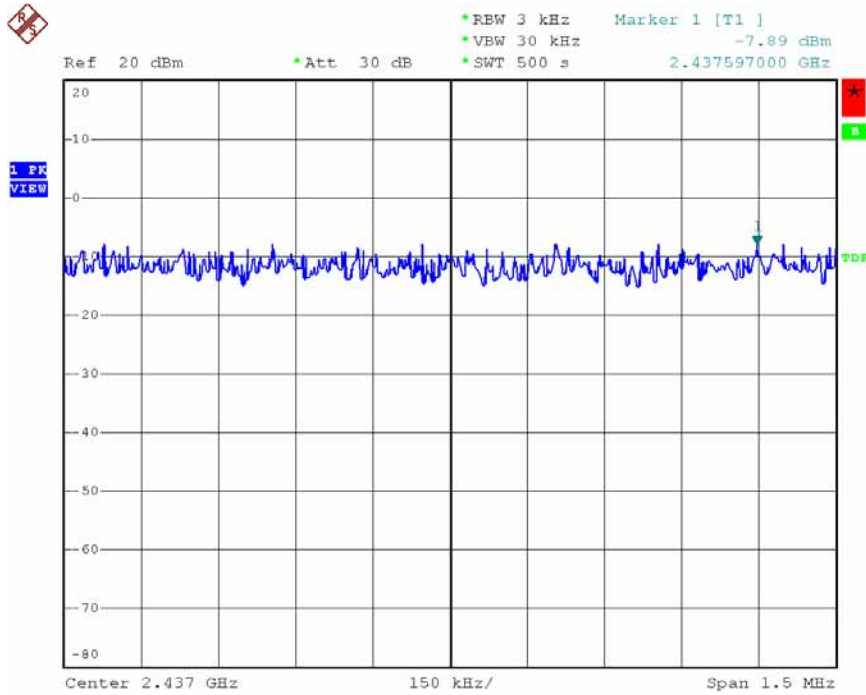
Date: 7.MAY.2008 12:00:05

Modulation Standard: 802.11b (11Mbps), ANT3
Channel: 01



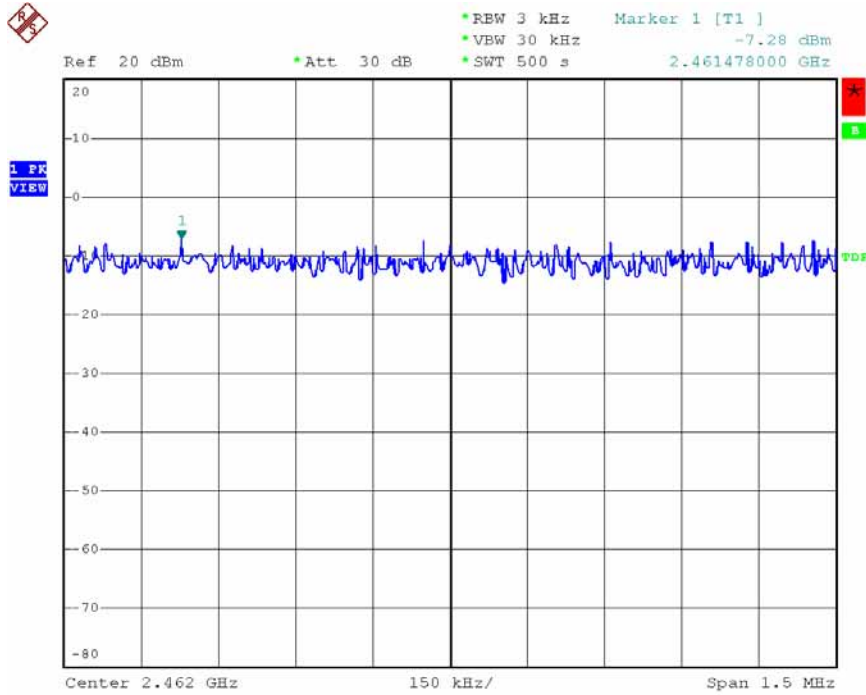
Date: 7.MAY.2008 11:21:44

Modulation Standard: 802.11b (11Mbps) , ANT3
Channel: 06



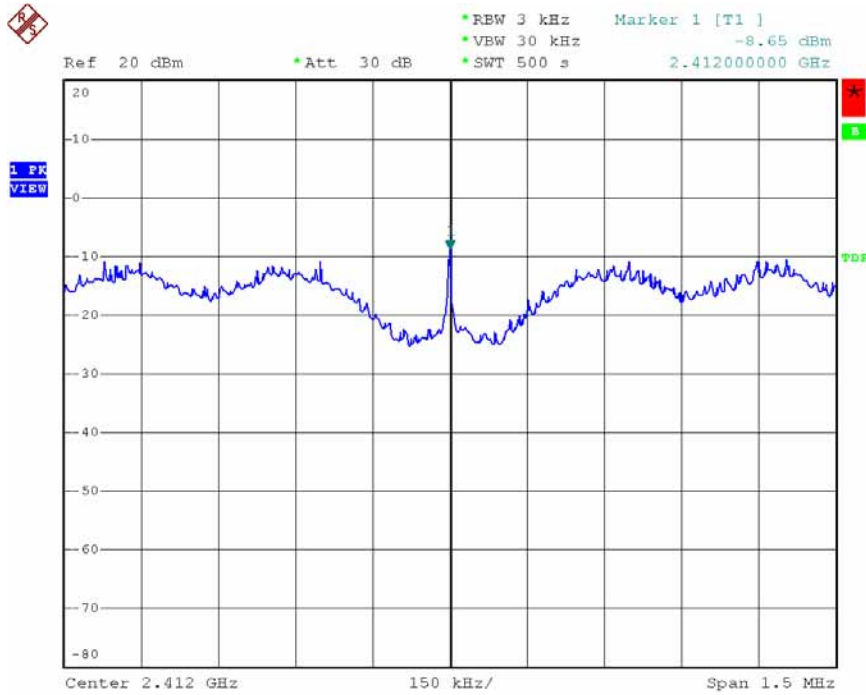
Date: 7.MAY.2008 11:22:31

Modulation Standard: 802.11b (11Mbps) , ANT3
Channel: 11



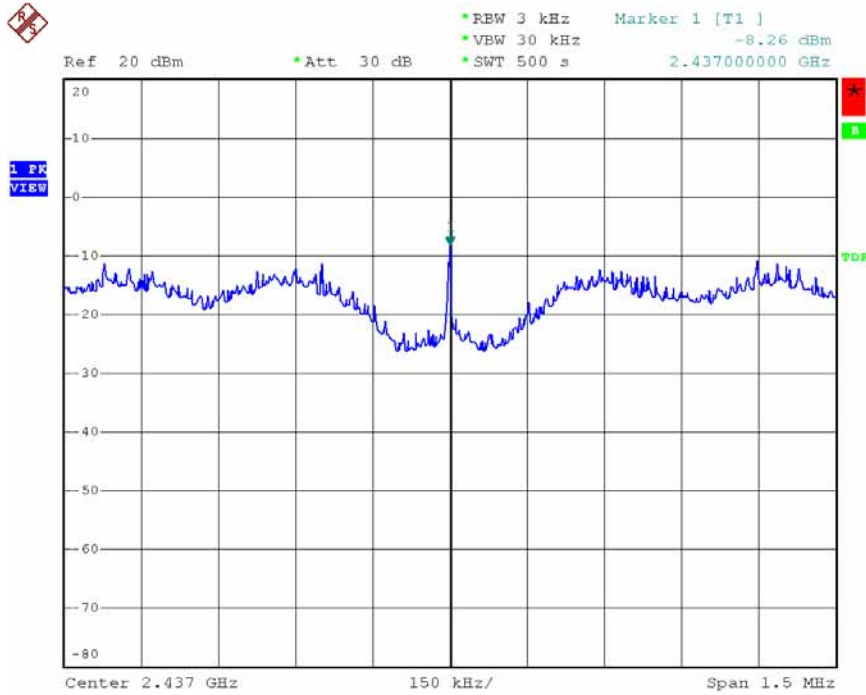
Date: 7.MAY.2008 11:23:18

Modulation Standard: 802.11g (6Mbps) , ANT3
Channel: 01



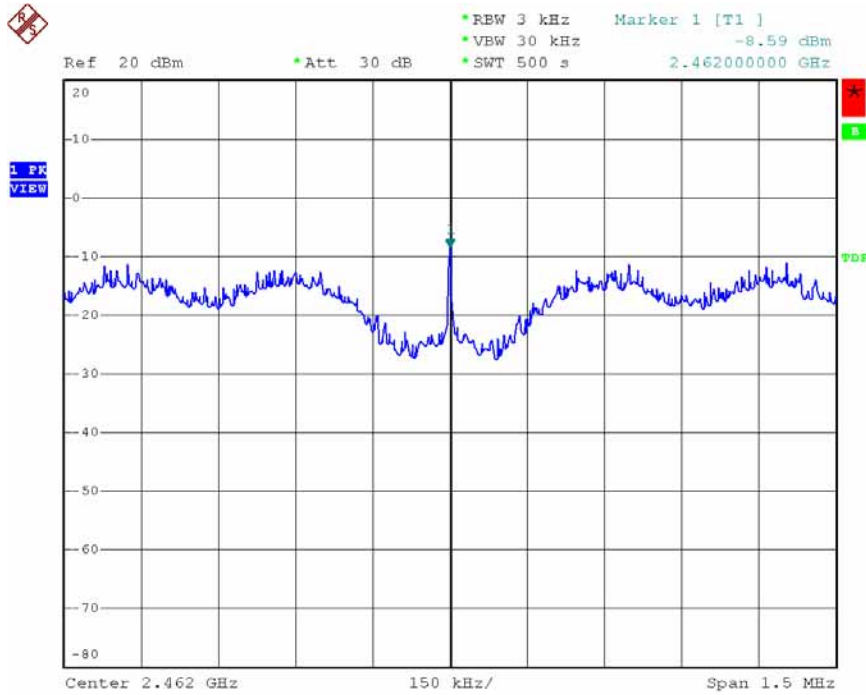
Date: 7.MAY.2008 11:25:33

Modulation Standard: 802.11g (6Mbps) , ANT3
Channel: 06



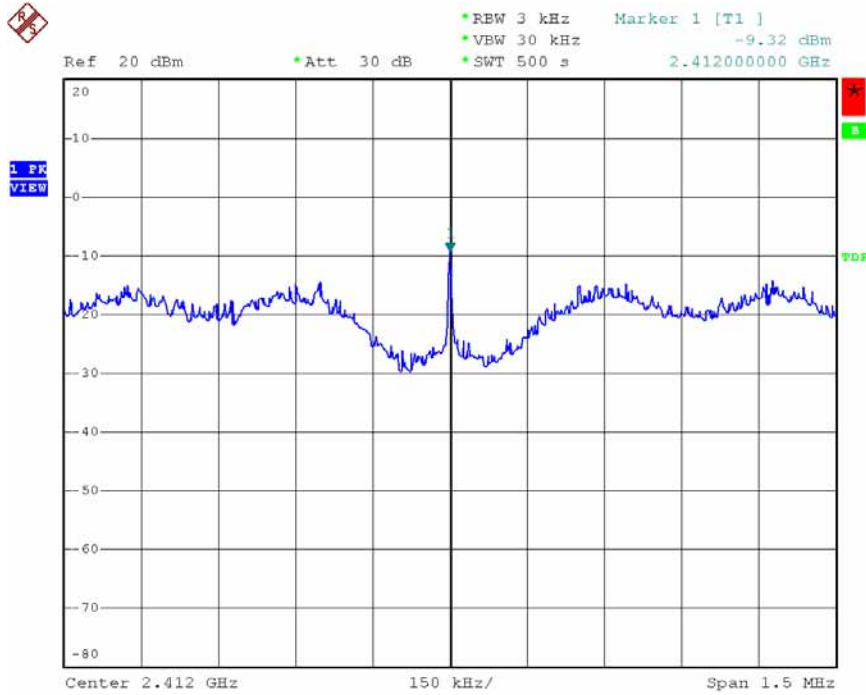
Date: 7.MAY.2008 11:26:19

Modulation Standard: 802.11g (6Mbps) , ANT3
Channel: 11



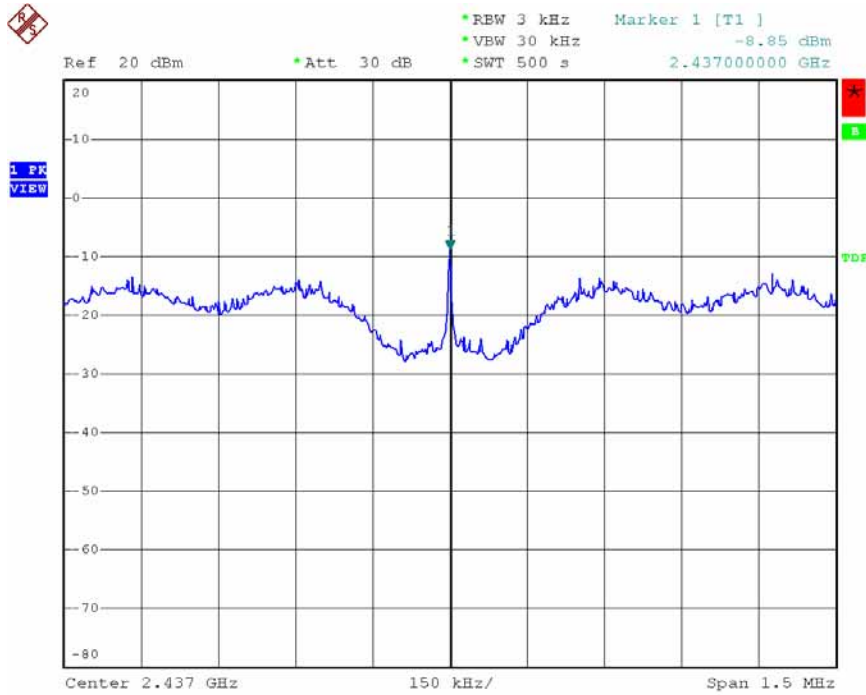
Date: 7.MAY.2008 11:27:05

Modulation Standard: 802.11n, HT20 (6.5Mbps), ANT1
Channel: 01



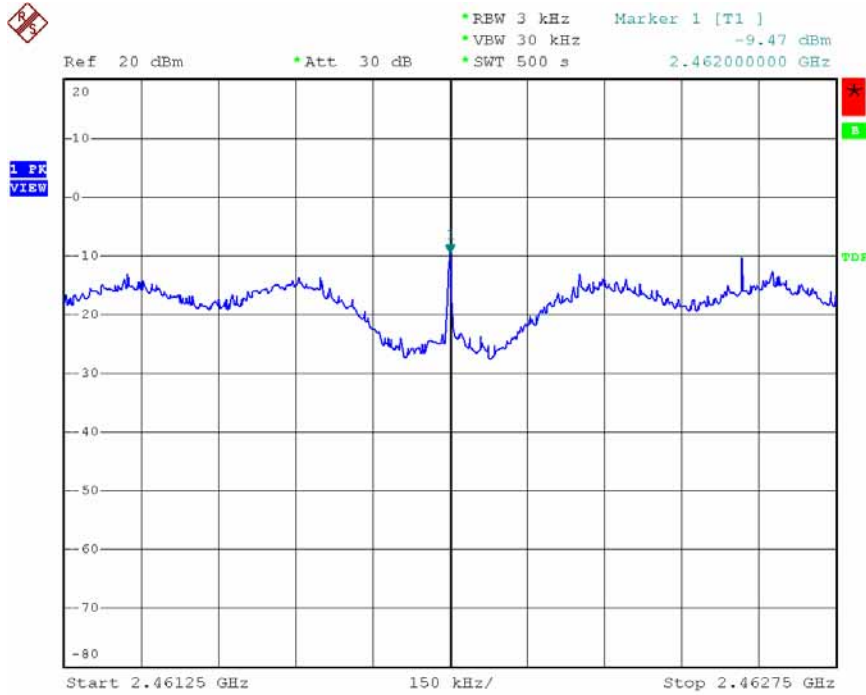
Date: 7.MAY.2008 13:59:43

Modulation Standard: 802.11n, HT20 (6.5Mbps), ANT1
Channel: 06



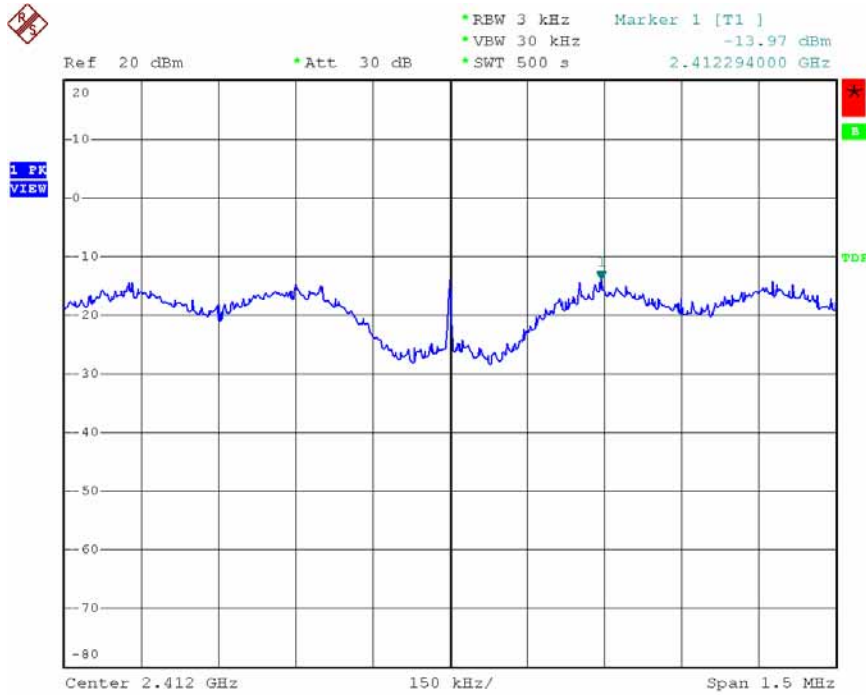
Date: 7.MAY.2008 14:01:47

Modulation Standard: 802.11n, HT20 (6.5Mbps), ANT1
 Channel: 11



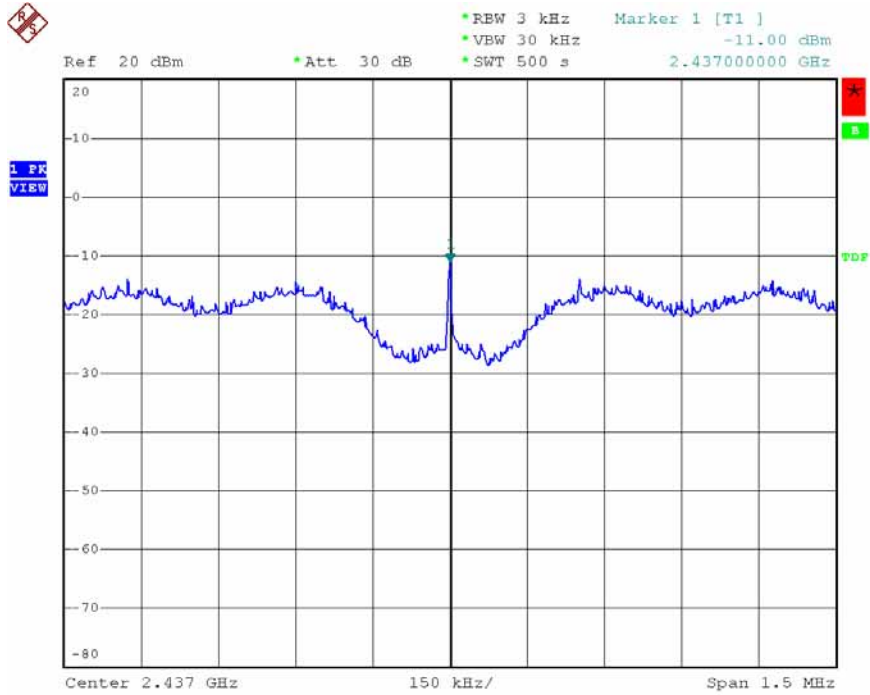
Date: 7.MAY.2008 14:08:48

Modulation Standard: 802.11n, HT20 (6.5Mbps), ANT3
 Channel: 01



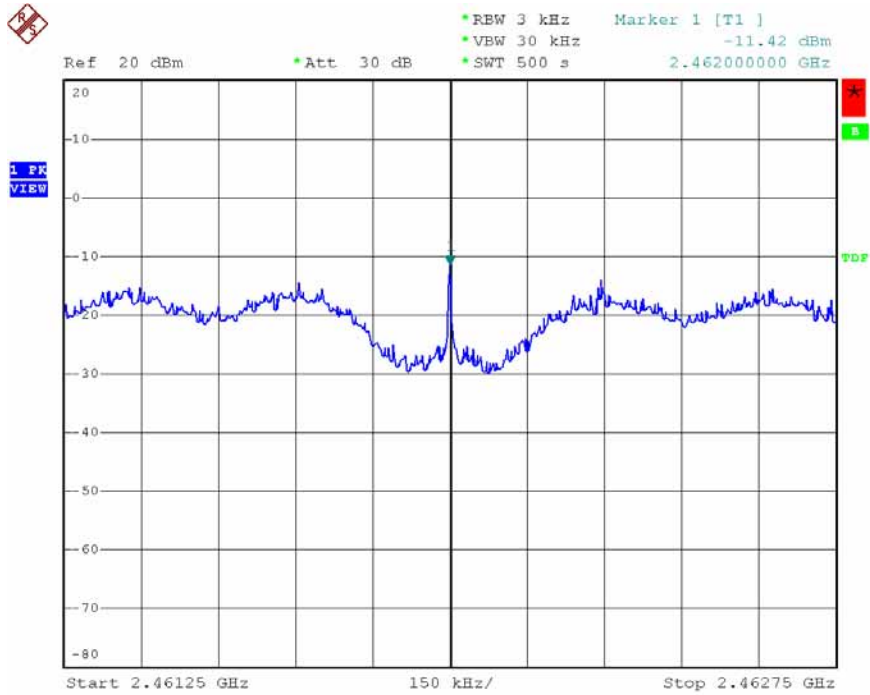
Date: 7.MAY.2008 14:15:13

Modulation Standard: 802.11n, HT20 (6.5Mbps), ANT3
 Channel: 06



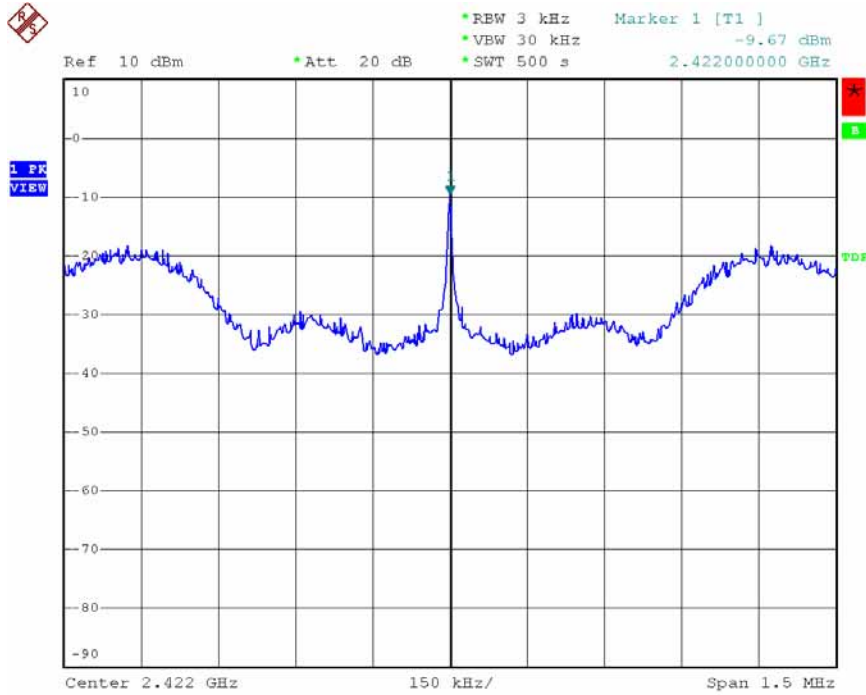
Date: 7.MAY.2008 14:12:08

Modulation Standard: 802.11n, HT20 (6.5Mbps), ANT3
 Channel: 11



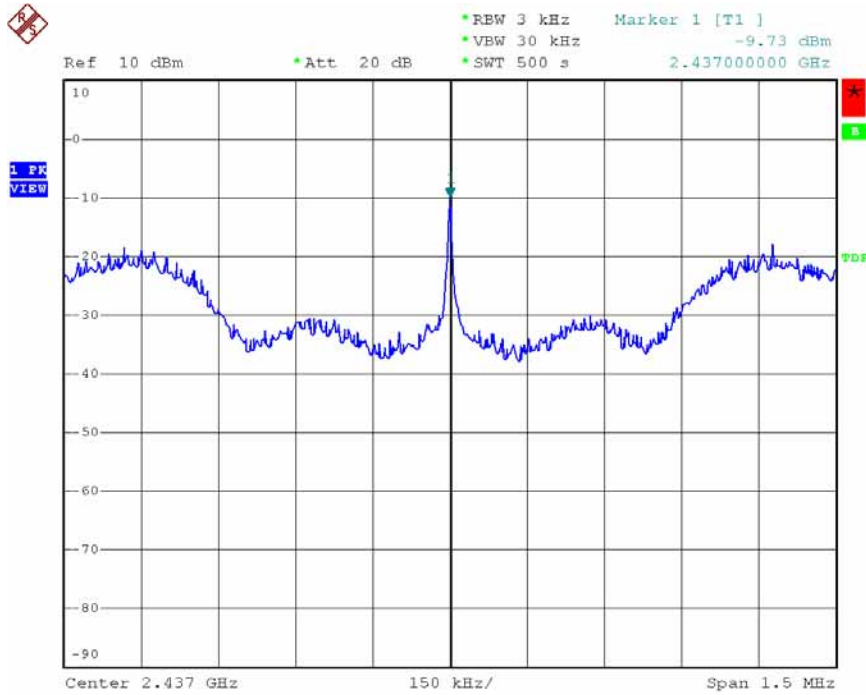
Date: 7.MAY.2008 14:10:27

Modulation Standard: 802.11n, HT40 (13.5Mbps), ANT1
Channel: 03



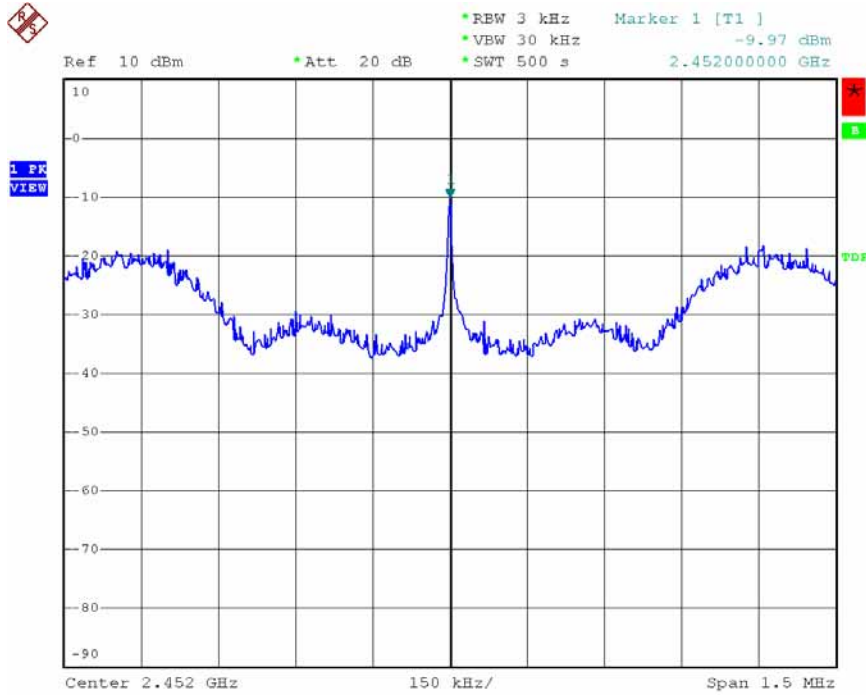
Date: 7.MAY.2008 14:56:04

Modulation Standard: 802.11n, HT40 (13.5Mbps), ANT1
Channel: 06



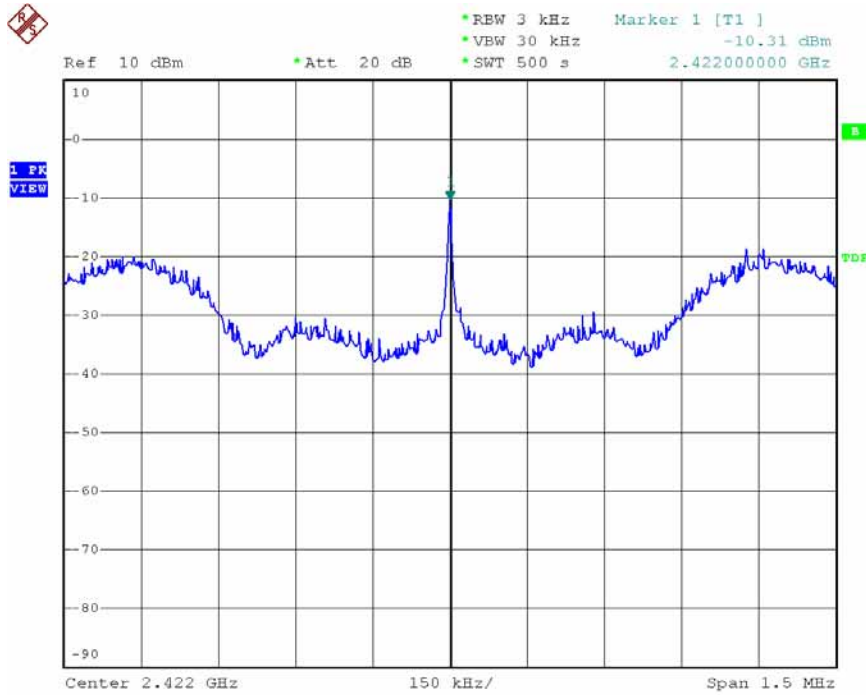
Date: 7.MAY.2008 14:58:26

Modulation Standard: 802.11n, HT40 (13.5Mbps), ANT1
Channel: 09



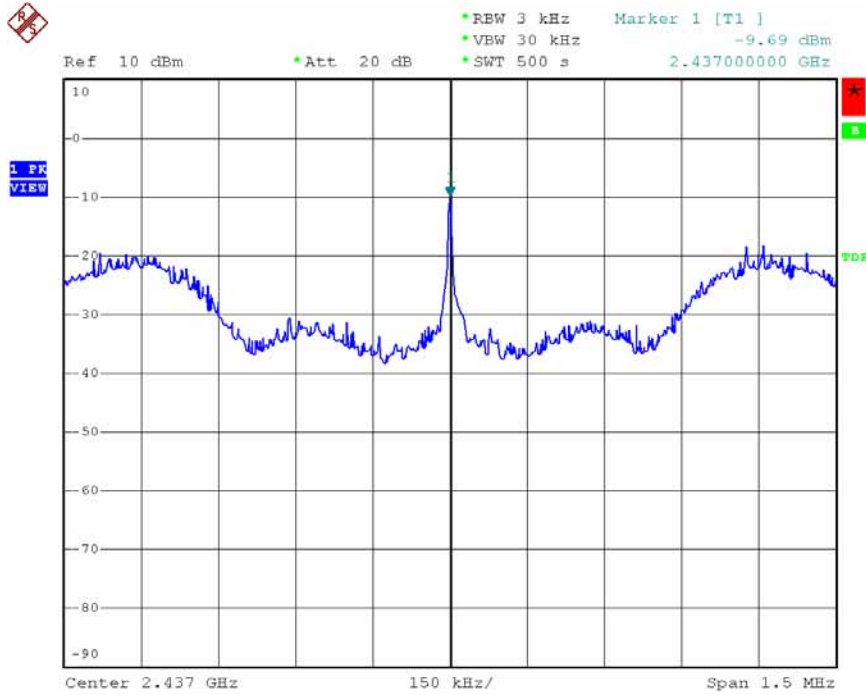
Date: 7.MAY.2008 14:59:10

Modulation Standard: 802.11n, HT40 (13.5Mbps), ANT3
Channel: 03



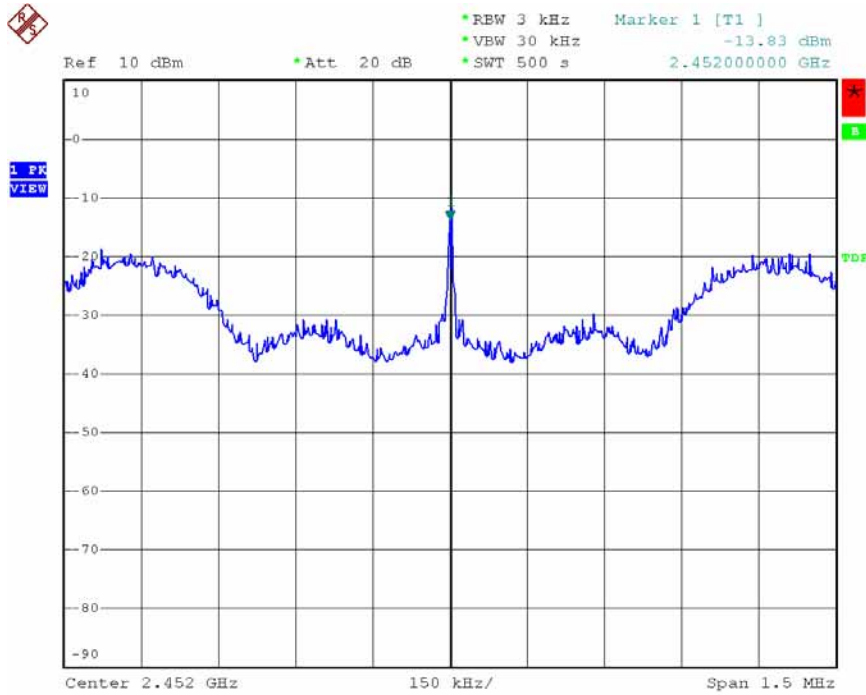
Date: 7.MAY.2008 15:01:20

Modulation Standard: 802.11n, HT40 (13.5Mbps) , ANT3
 Channel: 06



Date: 7.MAY.2008 15:00:45

Modulation Standard: 802.11n, HT40 (13.5Mbps) , ANT3
 Channel: 09



Date: 7.MAY.2008 14:59:53

10. Restricted Bands of Operation

Only spurious emissions are permitted in any of the frequency bands listed below:

MHz	MHz	MHz	GHz
0.09000 – 0.11000	16.42000 – 16.42300	399.9 – 410.0	4.500 – 5.250
0.49500 – 0.505**	16.69475 – 16.69525	608.0 – 614.0	5.350 – 5.460
2.17350 – 2.19050	16.80425 – 16.80475	960.0 – 1240.0	7.250 – 7.750
4.12500 – 4.12800	25.50000 – 25.67000	1300.0 – 1427.0	8.025 – 8.500
4.17725 – 4.17775	37.50000 – 38.25000	1435.0 – 1626.5	9.000 – 9.200
4.20725 – 4.20775	73.00000 – 74.60000	1645.5 – 1646.5	9.300 – 9.500
6.21500 – 6.21800	74.80000 – 75.20000	1660.0 – 1710.0	10.600 – 12.700
6.26775 – 6.26825	108.00000 – 121.94000	1718.8 – 1722.2	13.250 – 13.400
6.31175 – 6.31225	123.00000 – 138.00000	2200.0 – 2300.0	14.470 – 14.500
8.29100 – 8.29400	149.90000 – 150.05000	2310.0 – 2390.0	15.350 – 16.200
8.36200 – 8.36600	156.52475 – 156.52525	2483.5 – 2500.0	17.700 – 21.400
8.37625 – 8.38675	156.70000 – 156.90000	2655.0 – 2900.0	22.010 – 23.120
8.41425 – 8.41475	162.01250 – 167.17000	3260.0 – 3267.0	23.600 – 24.000
12.29000 – 12.29300	167.72000 – 173.20000	3332.0 – 3339.0	31.200 – 31.800
12.51975 – 12.52025	240.00000 – 285.00000	3345.8 – 3358.0	36.430 – 36.500
12.57675 – 12.57725	322.00000 – 335.40000	3600.0 – 4400.0	Above 38.6
13.36000 – 13.41000			

** : Until February 1, 1999, this restricted band shall be 0.490-0.510 MHz

10.1 Labeling Requirement

The device shall bear the following statement in a conspicuous location on the device:

This device complies with part 15 of the FCC Rules. Operation is subject to the following two conditions: (1) This device may not cause harmful interference, and (2) this device must accept any interference received, including interference that may cause undesired operation.