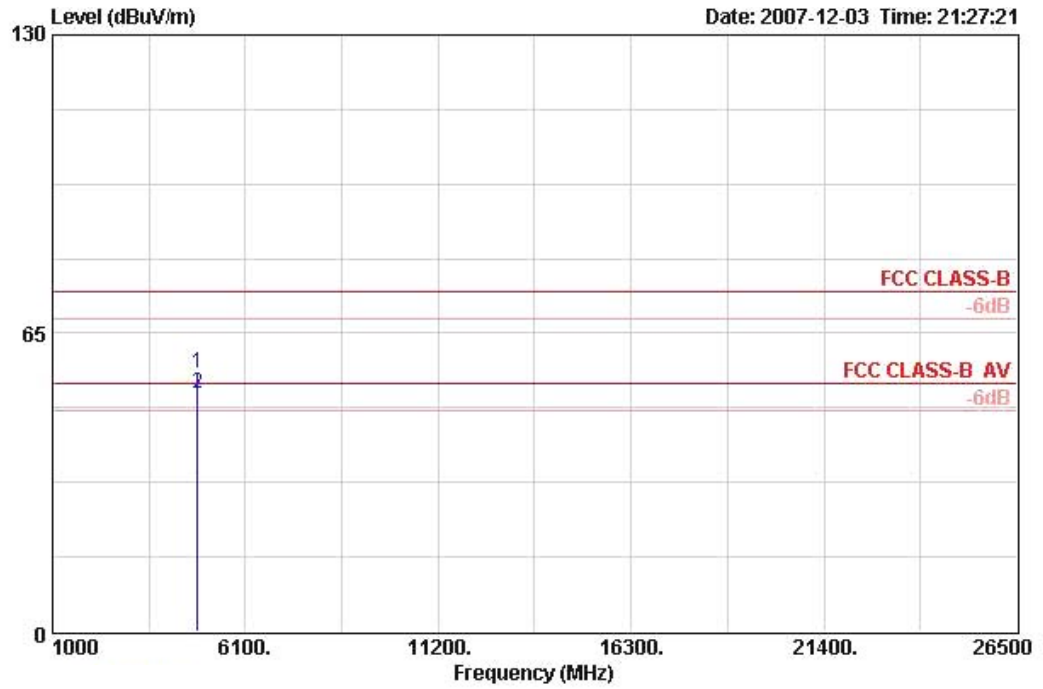


Vertical

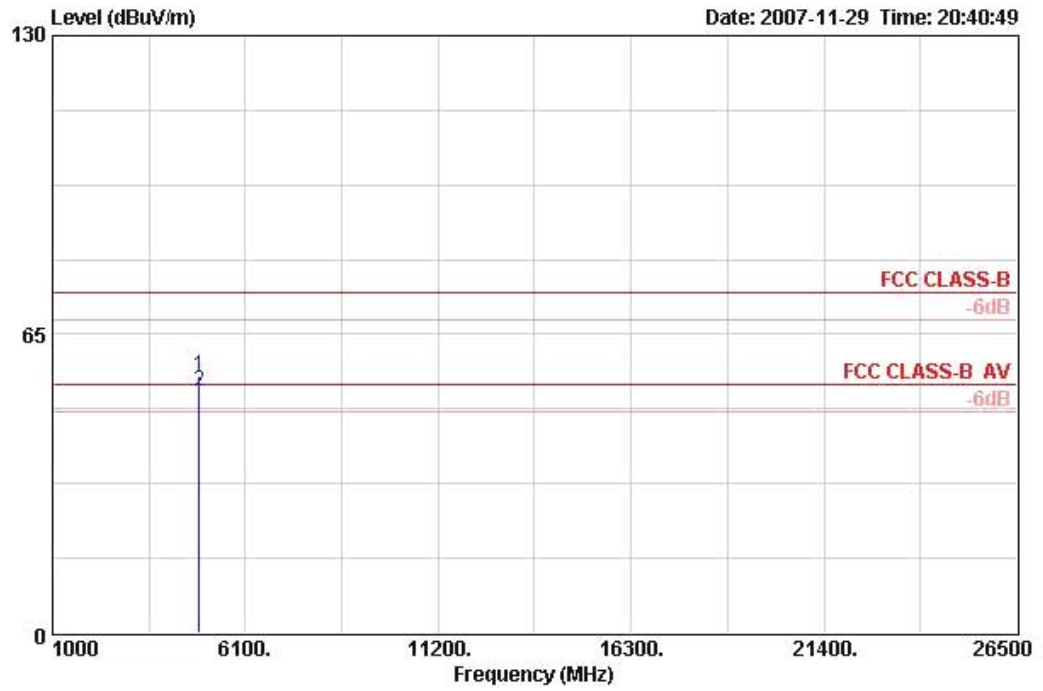


| | Freq | Level | Over Limit | Limit | Line Remark | Pol/Phase | Distance | ReadAntenna | Cable | Preamp |
|-----|----------|--------|------------|--------|-------------|-----------|----------|-------------|-------|--------|
| | MHz | dBUV/m | dB | dBUV/m | | | m | dBuV | dB/m | dB |
| 1 | 4823.960 | 56.20 | -17.80 | 74.00 | PEAK | VERTICAL | 3 | 51.92 | 33.06 | 6.40 |
| 2 ! | 4824.030 | 51.83 | -2.17 | 54.00 | AVERAGE | VERTICAL | 3 | 47.55 | 33.06 | 6.40 |



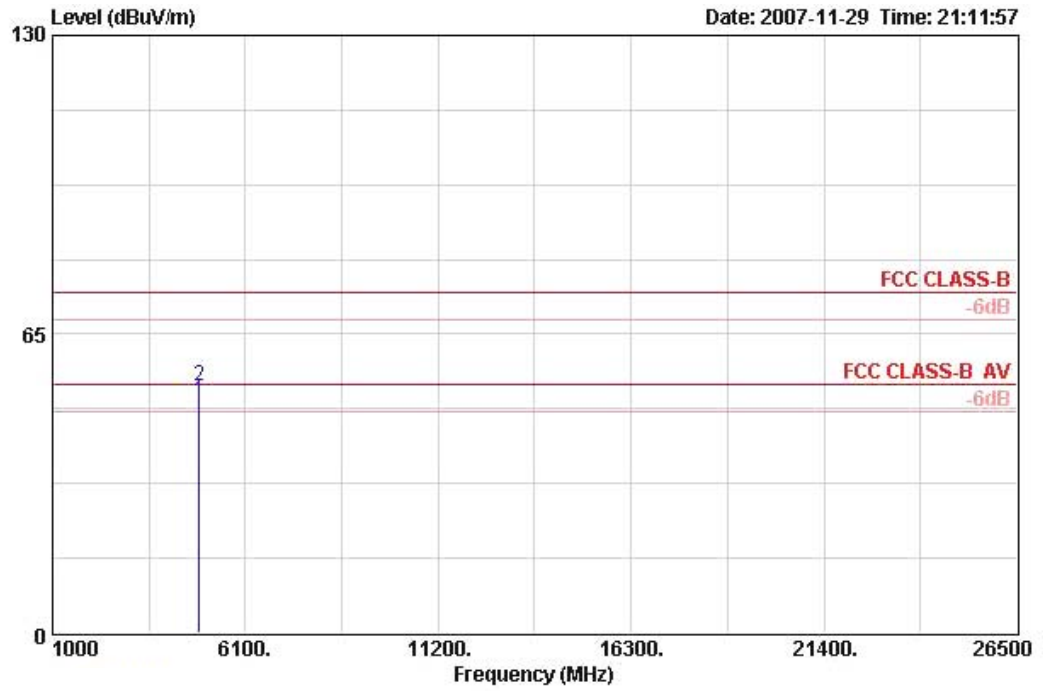
| | | | |
|---------------|------------|----------------|------------------------------|
| Temperature | 23°C | Humidity | 54% |
| Test Engineer | Barry Chen | Configurations | 802.11b CH 6 Ant. 1 / Mode 2 |

Horizontal



| | Freq | Level | Over | Limit | Remark | Pol/Phase | Distance | ReadAntenna | | Cable Preamp | |
|-----|----------|--------|--------|--------|---------|------------|----------|-------------|--------|--------------|--------|
| | | | Limit | Line | | | | Level | Factor | Loss | Factor |
| | MHz | dBUV/m | dB | dBUV/m | | | m | dBUV | dB/m | dB | dB |
| 1 | 4873.990 | 55.94 | -18.06 | 74.00 | PEAK | HORIZONTAL | 3 | 51.52 | 33.16 | 6.42 | 35.15 |
| 2 ! | 4874.030 | 52.69 | -1.31 | 54.00 | AVERAGE | HORIZONTAL | 3 | 48.26 | 33.16 | 6.42 | 35.15 |

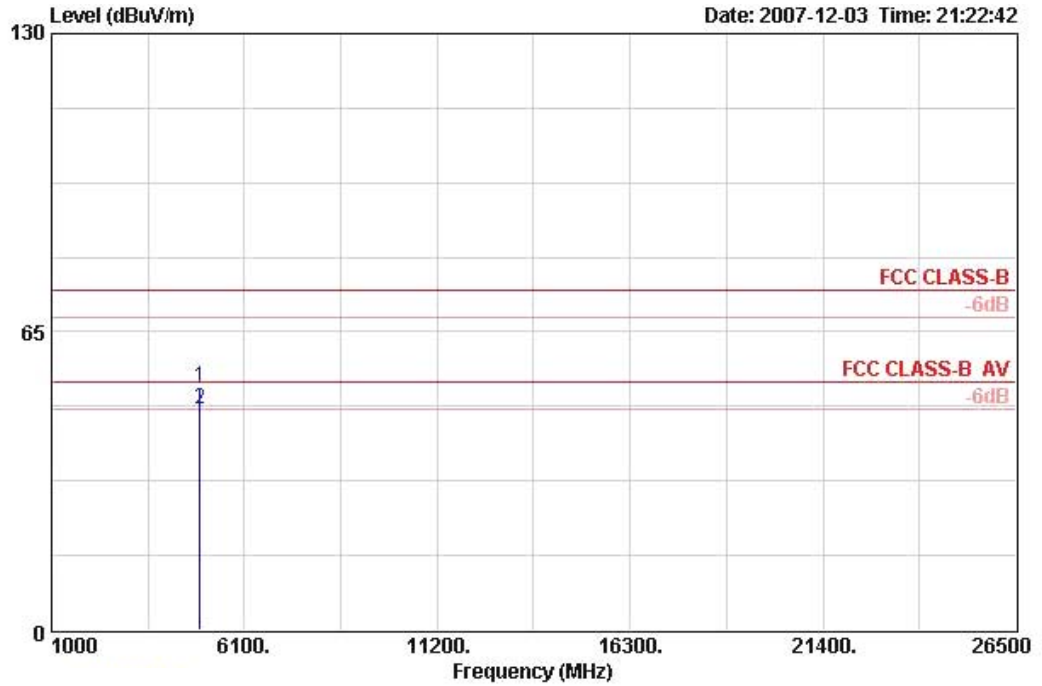
Vertical



| | Freq | Level | Over Limit | Limit Line | Remark | Pol/Phase | Distance | ReadAntenna Level | Antenna Factor | Cable Loss | Preamp |
|-----|----------|--------|------------|------------|---------|-----------|----------|-------------------|----------------|------------|--------|
| | MHz | dBUV/m | dB | dBUV/m | | | m | dBuV | dB/m | dB | dB |
| 1 ! | 4873.990 | 50.29 | -3.71 | 54.00 | AVERAGE | VERTICAL | 3 | 45.86 | 33.16 | 6.42 | 35.15 |
| 2 | 4874.070 | 53.71 | -20.29 | 74.00 | PEAK | VERTICAL | 3 | 49.29 | 33.16 | 6.42 | 35.15 |

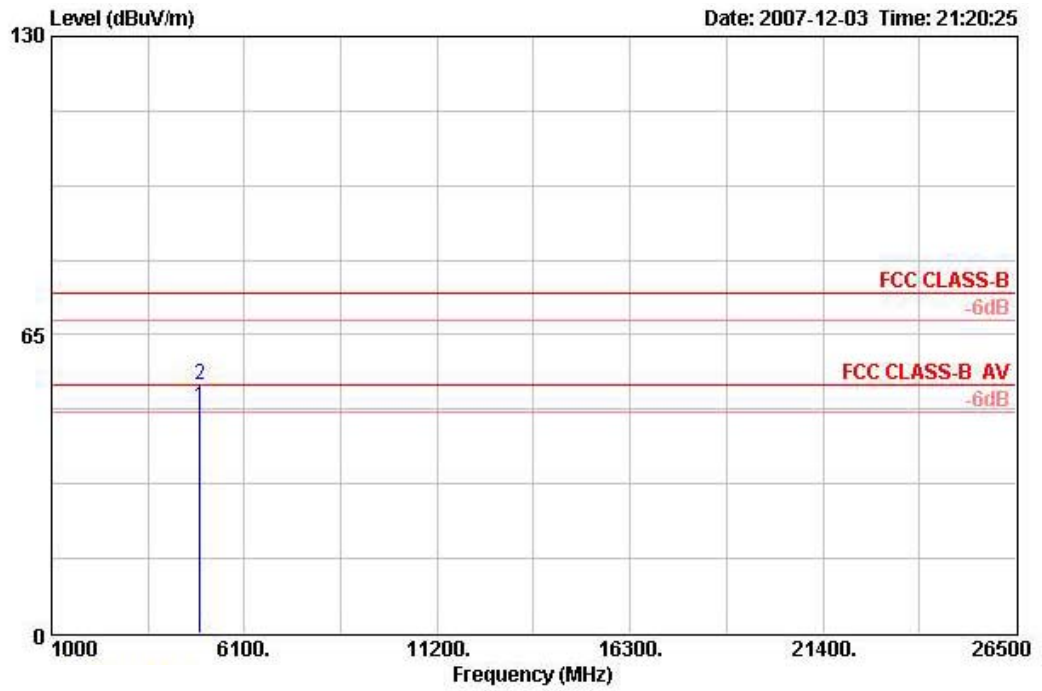
| | | | |
|----------------------|------------|-----------------------|-------------------------------|
| Temperature | 23°C | Humidity | 54% |
| Test Engineer | Barry Chen | Configurations | 802.11b CH 11 Ant. 1 / Mode 2 |

Horizontal



| | Freq | Level | Over Limit | Limit | Line | Remark | Pol/Phase | Distance | ReadAntenna Level | Antenna Factor | Cable Loss | Preamp Factor |
|-----|----------|--------|------------|--------|---------|------------|-----------|----------|-------------------|----------------|------------|---------------|
| | MHz | dBuV/m | dB | dBuV/m | | | | m | dBuV | dB/m | dB | dB |
| 1 | 4923.760 | 52.96 | -21.04 | 74.00 | PEAK | HORIZONTAL | | 3 | 48.41 | 33.26 | 6.44 | 35.14 |
| 2 ! | 4924.010 | 48.14 | -5.86 | 54.00 | AVERAGE | HORIZONTAL | | 3 | 43.58 | 33.26 | 6.44 | 35.14 |

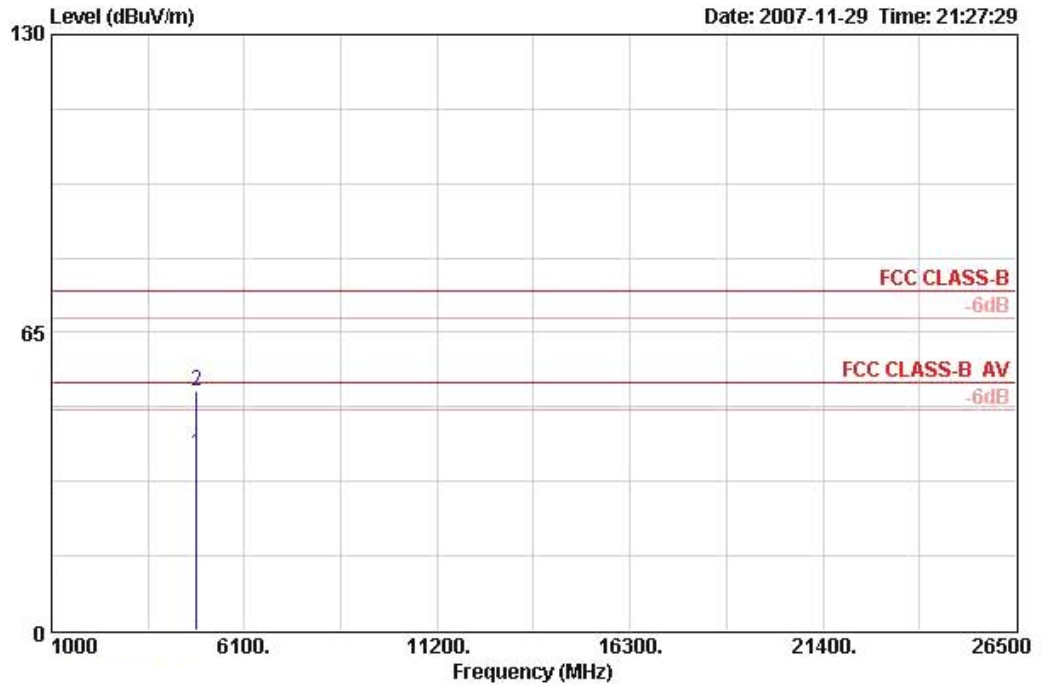
Vertical



| | Freq | Level | Over | Limit | Remark | Pol/Phase | Distance | ReadAntenna | | Cable Preamp | |
|-----|----------|--------|--------|--------|---------|-----------|----------|-------------|--------|--------------|--------|
| | | | Limit | Line | | | | Level | Factor | Loss | Factor |
| | MHz | dBuV/m | dB | dBuV/m | | | m | dBuV | dB/m | dB | dB |
| 1 ! | 4924.010 | 49.42 | -4.58 | 54.00 | AVERAGE | VERTICAL | 3 | 44.86 | 33.26 | 6.44 | 35.14 |
| 2 | 4924.060 | 54.25 | -19.75 | 74.00 | PEAK | VERTICAL | 3 | 49.69 | 33.26 | 6.44 | 35.14 |

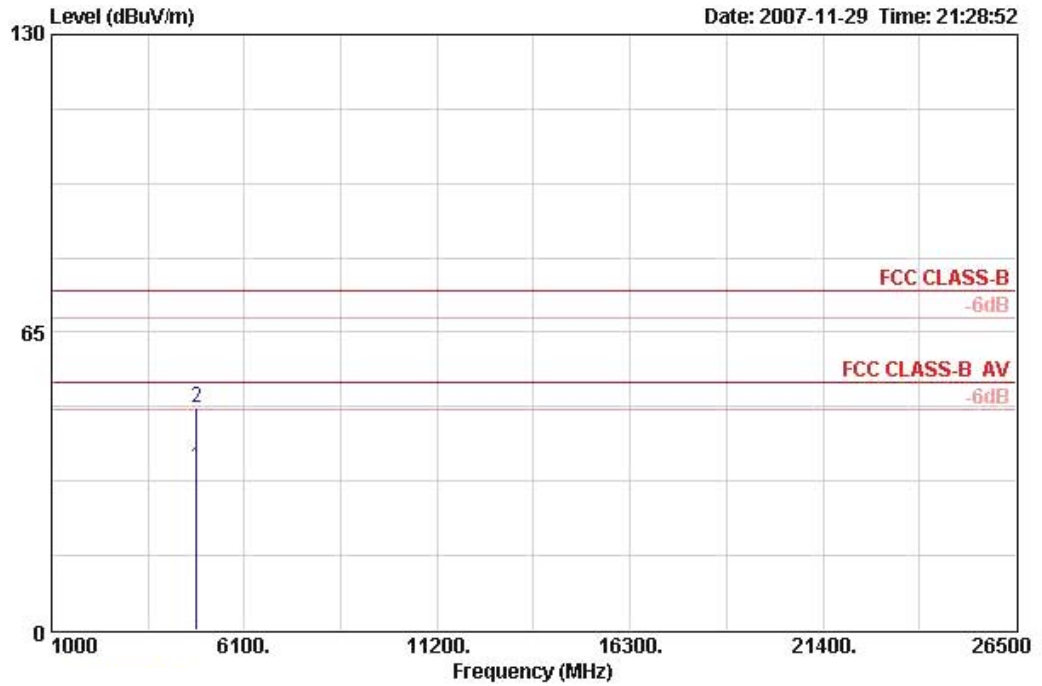
| | | | |
|---------------|------------|----------------|------------------------------|
| Temperature | 23°C | Humidity | 54% |
| Test Engineer | Barry Chen | Configurations | 802.11g CH 1 Ant. 1 / Mode 2 |

Horizontal



| | Freq | Level | Over Limit | Limit Line | Remark | Pol/Phase | Distance | ReadAntenna Level | Antenna Factor | Cable Loss | Preamp Factor |
|---|----------|--------|------------|------------|---------|------------|----------|-------------------|----------------|------------|---------------|
| | MHz | dBUV/m | dB | dBUV/m | | | m | dBuV | dB/m | dB | dB |
| 1 | 4823.990 | 38.52 | -15.48 | 54.00 | AVERAGE | HORIZONTAL | 3 | 34.23 | 33.06 | 6.40 | 35.16 |
| 2 | 4824.630 | 52.11 | -21.89 | 74.00 | PEAK | HORIZONTAL | 3 | 47.82 | 33.06 | 6.40 | 35.16 |

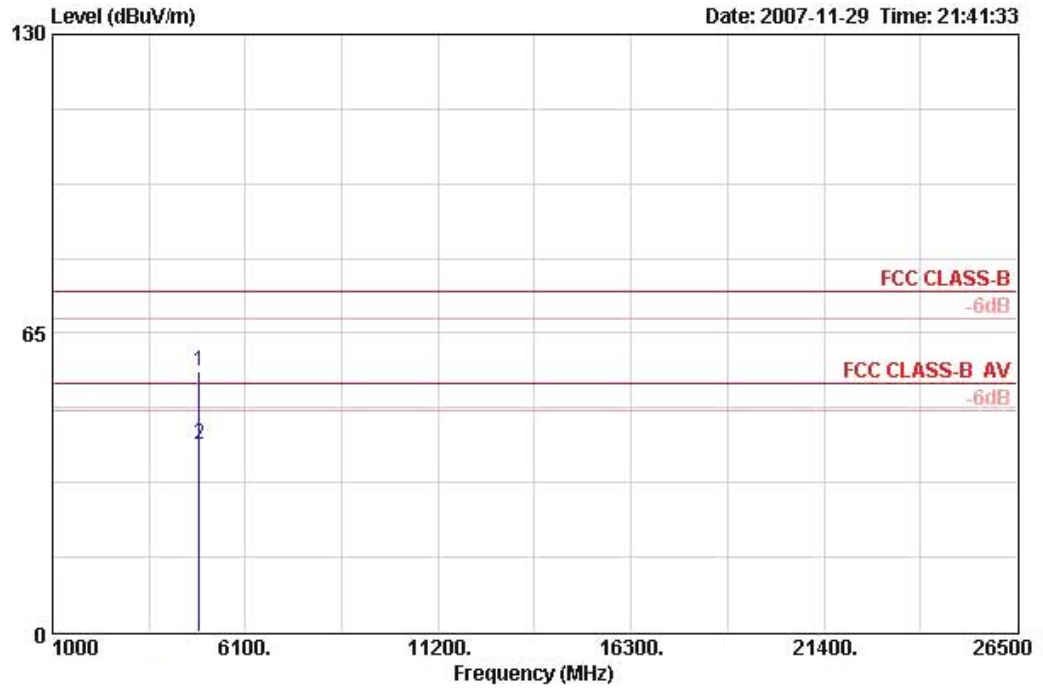
Vertical



| | Freq | Level | Over Limit | Limit | Line Remark | Pol/Phase | Distance | ReadAntenna Level | Antenna Factor | Cable Loss | Preamp Factor |
|---|----------|--------|------------|--------|-------------|-----------|----------|-------------------|----------------|------------|---------------|
| | MHz | dBUV/m | dB | dBUV/m | | | m | dBuV | dB/m | dB | dB |
| 1 | 4824.090 | 35.38 | -18.62 | 54.00 | AVERAGE | VERTICAL | 3 | 31.09 | 33.06 | 6.40 | 35.16 |
| 2 | 4824.720 | 48.66 | -25.34 | 74.00 | PEAK | VERTICAL | 3 | 44.37 | 33.06 | 6.40 | 35.16 |

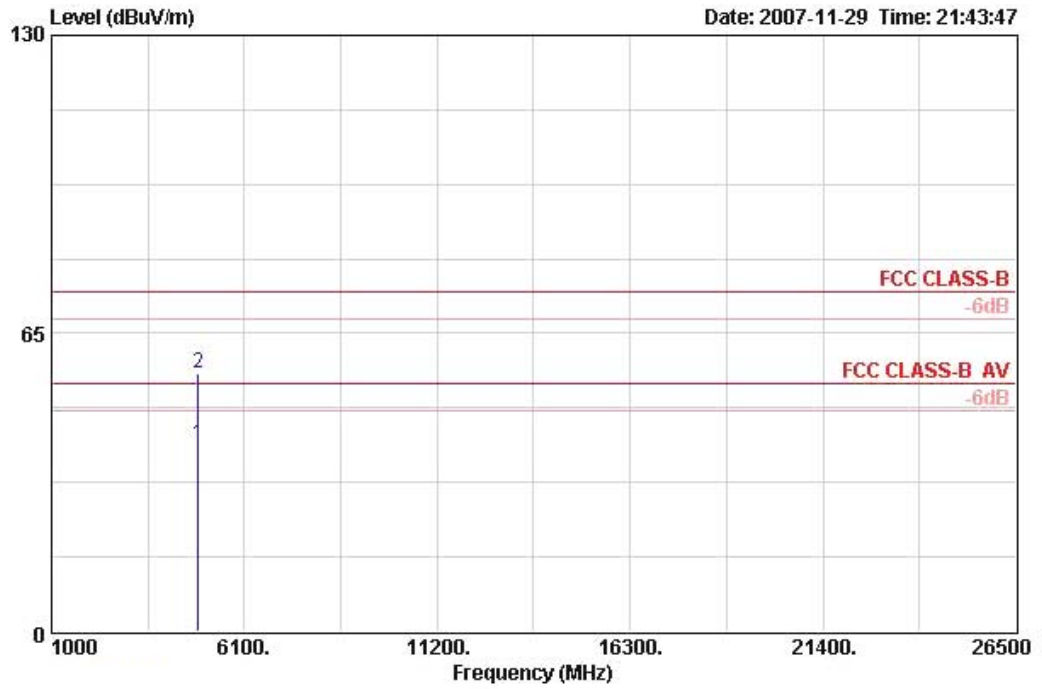
| | | | |
|----------------------|------------|-----------------------|------------------------------|
| Temperature | 23°C | Humidity | 54% |
| Test Engineer | Barry Chen | Configurations | 802.11g CH 6 Ant. 1 / Mode 2 |

Horizontal



| | Freq | Level | Over Limit | Limit Line | Remark | Pol/Phase | Distance | ReadAntenna Level | Antenna Factor | Cable Loss | Preamp Factor |
|---|----------|--------|------------|------------|---------|------------|----------|-------------------|----------------|------------|---------------|
| | MHz | dBUV/m | dB | dBUV/m | | | m | dBuV | dB/m | dB | dB |
| 1 | 4874.720 | 56.49 | -17.51 | 74.00 | PEAK | HORIZONTAL | 3 | 52.07 | 33.16 | 6.42 | 35.15 |
| 2 | 4875.040 | 40.84 | -13.16 | 54.00 | AVERAGE | HORIZONTAL | 3 | 36.42 | 33.16 | 6.42 | 35.15 |

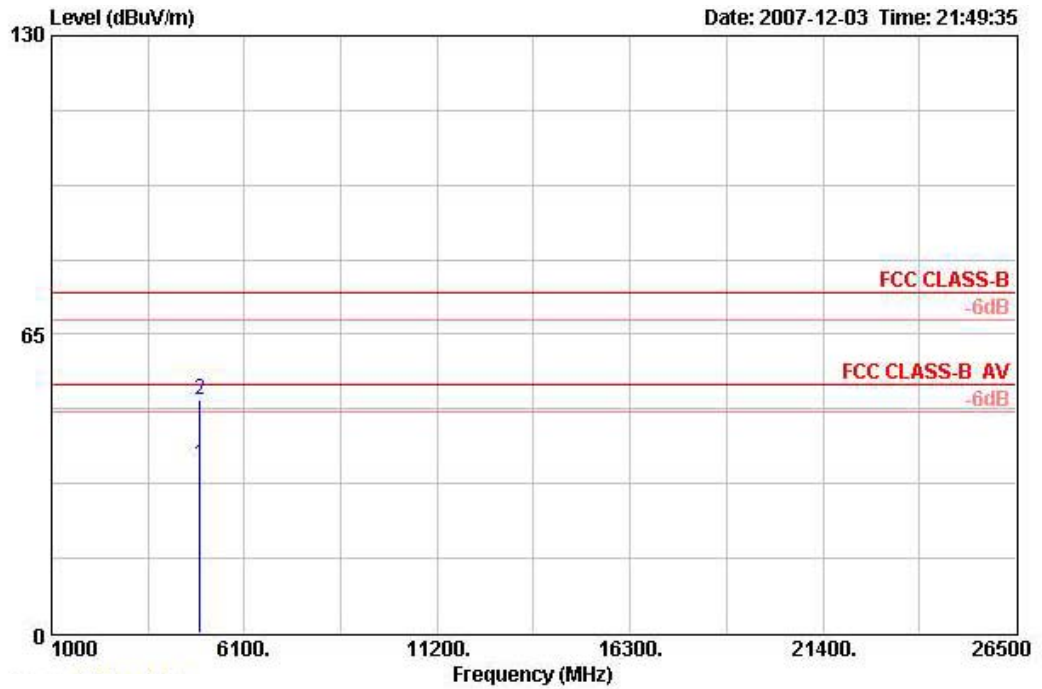
Vertical



| | Freq | Level | Over | Limit | Line Remark | Pol/Phase | Distance | ReadAntenna | | Cable Preamp | |
|---|----------|--------|--------|--------|-------------|-----------|----------|-------------|--------|--------------|--------|
| | | | Limit | Line | | | | Level | Factor | Loss | Factor |
| | MHz | dBuV/m | dB | dBuV/m | | | m | dBuV | dB/m | dB | dB |
| 1 | 4874.480 | 40.65 | -13.35 | 54.00 | AVERAGE | VERTICAL | 3 | 36.23 | 33.16 | 6.42 | 35.15 |
| 2 | 4874.700 | 56.20 | -17.80 | 74.00 | PEAK | VERTICAL | 3 | 51.77 | 33.16 | 6.42 | 35.15 |

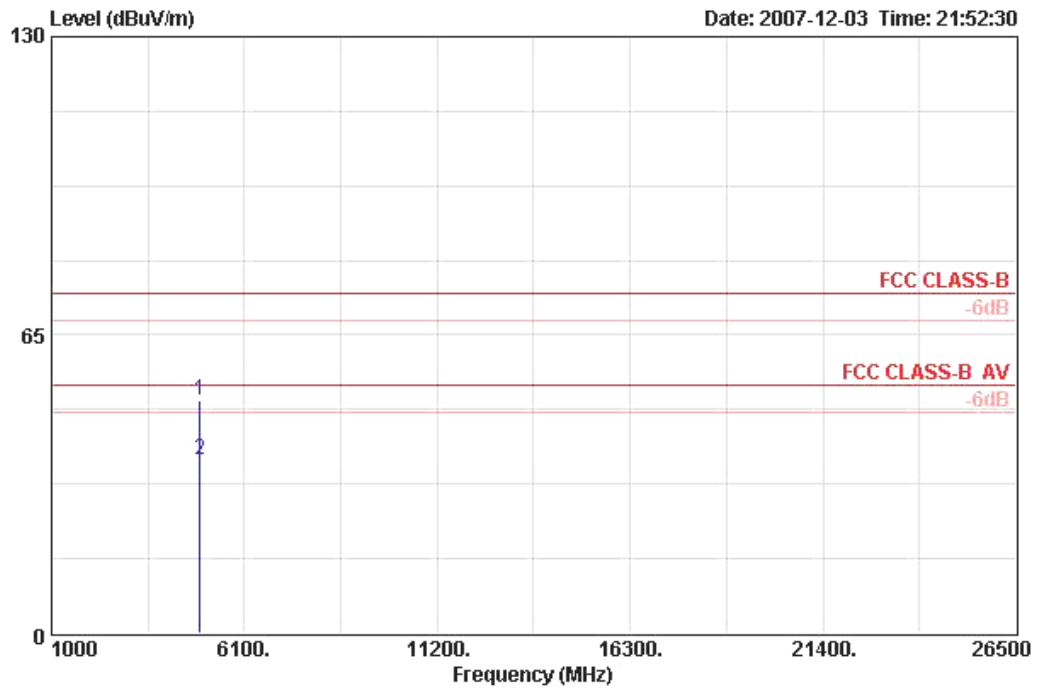
| | | | |
|---------------|------------|----------------|-------------------------------|
| Temperature | 23°C | Humidity | 54% |
| Test Engineer | Barry Chen | Configurations | 802.11g CH 11 Ant. 1 / Mode 2 |

Horizontal



| | Freq | Level | Over Limit | Limit Line | Remark | Pol/Phase | Distance | Read Level | Antenna Factor | Cable Loss | Preamp Factor |
|---|----------|--------|------------|------------|---------|------------|----------|------------|----------------|------------|---------------|
| | MHz | dBuV/m | dB | dBuV/m | | | m | dBuV | dB/m | dB | dB |
| 1 | 4924.720 | 36.77 | -17.23 | 54.00 | AVERAGE | HORIZONTAL | 3 | 32.21 | 33.26 | 6.44 | 35.14 |
| 2 | 4925.290 | 50.75 | -23.25 | 74.00 | PEAK | HORIZONTAL | 3 | 46.19 | 33.26 | 6.44 | 35.14 |

Vertical



| | Freq | Level | Over Limit | Limit Line | Remark | Pol/Phase | Distance | ReadAntenna Level | Antenna Factor | Cable Loss | Preamp Factor |
|---|----------|--------|------------|------------|---------|-----------|----------|-------------------|----------------|------------|---------------|
| | MHz | dBuV/m | dB | dBuV/m | | | m | dBuV | dB/m | dB | dB |
| 1 | 4924.420 | 50.91 | -23.09 | 74.00 | PEAK | VERTICAL | 3 | 46.35 | 33.26 | 6.44 | 35.14 |
| 2 | 4924.890 | 37.59 | -16.41 | 54.00 | AVERAGE | VERTICAL | 3 | 33.03 | 33.26 | 6.44 | 35.14 |

Note:

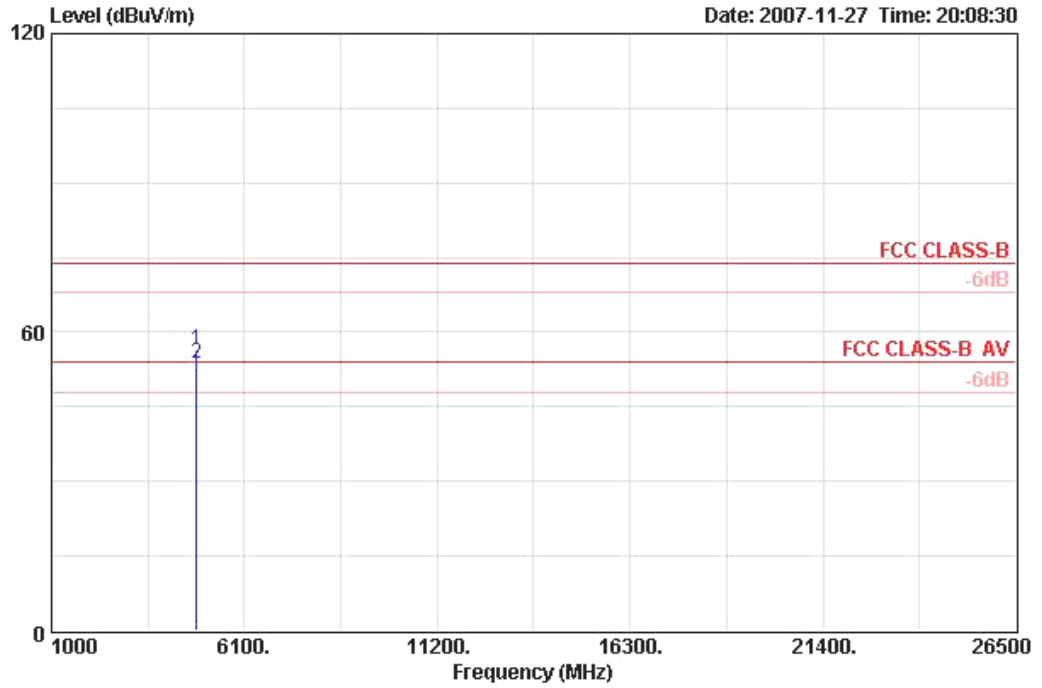
The amplitude of spurious emissions that are attenuated by more than 20dB below the permissible value has no need to be reported.

Emission level (dBuV/m) = 20 log Emission level (uV/m).

Corrected Reading: Antenna Factor + Cable Loss + Read Level - Preamp Factor = Level.

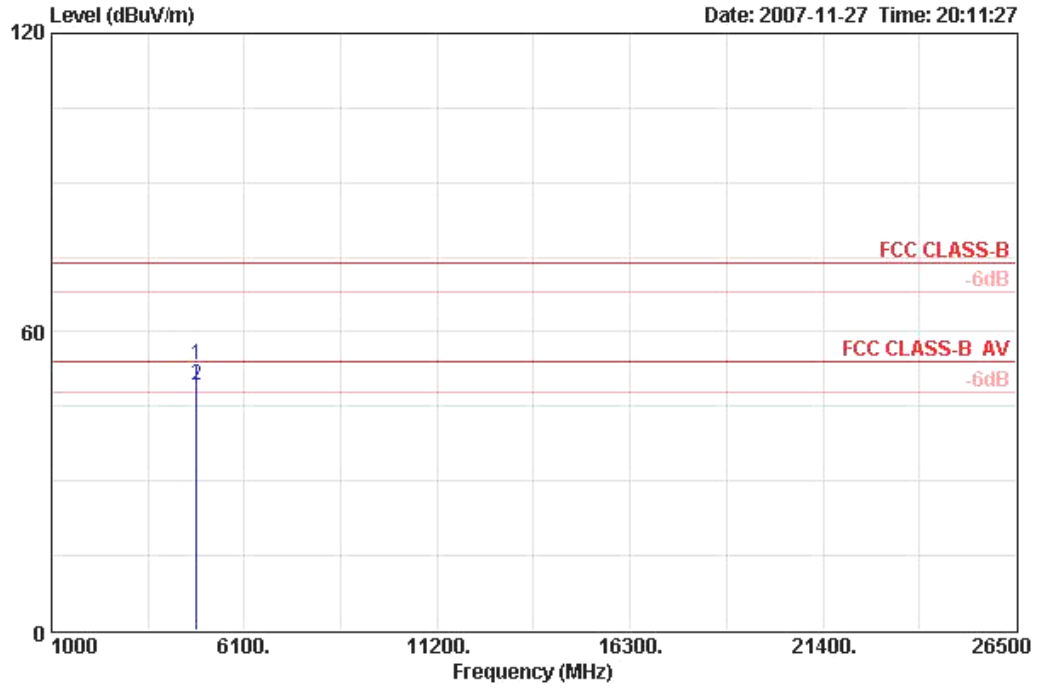
| | | | |
|---------------|------------|----------------|------------------------------|
| Temperature | 23°C | Humidity | 54% |
| Test Engineer | Barry Chen | Configurations | 802.11b CH 1 Ant. 3 / Mode 4 |

Horizontal



| | Freq | Level | Over Limit | Limit Line | Remark | Pol/Phase | Distance | Read Level | Antenna Factor | Cable Loss | Preamp Factor |
|-----|----------|--------|------------|------------|---------|------------|----------|------------|----------------|------------|---------------|
| | MHz | dBuV/m | dB | dBuV/m | | | m | dBuV | dB/m | dB | dB |
| 1 | 4824.030 | 56.40 | -17.60 | 74.00 | PEAK | HORIZONTAL | 3 | 52.11 | 33.06 | 6.40 | 35.16 |
| 2 ! | 4824.070 | 53.69 | -0.31 | 54.00 | AVERAGE | HORIZONTAL | 3 | 49.40 | 33.06 | 6.40 | 35.16 |

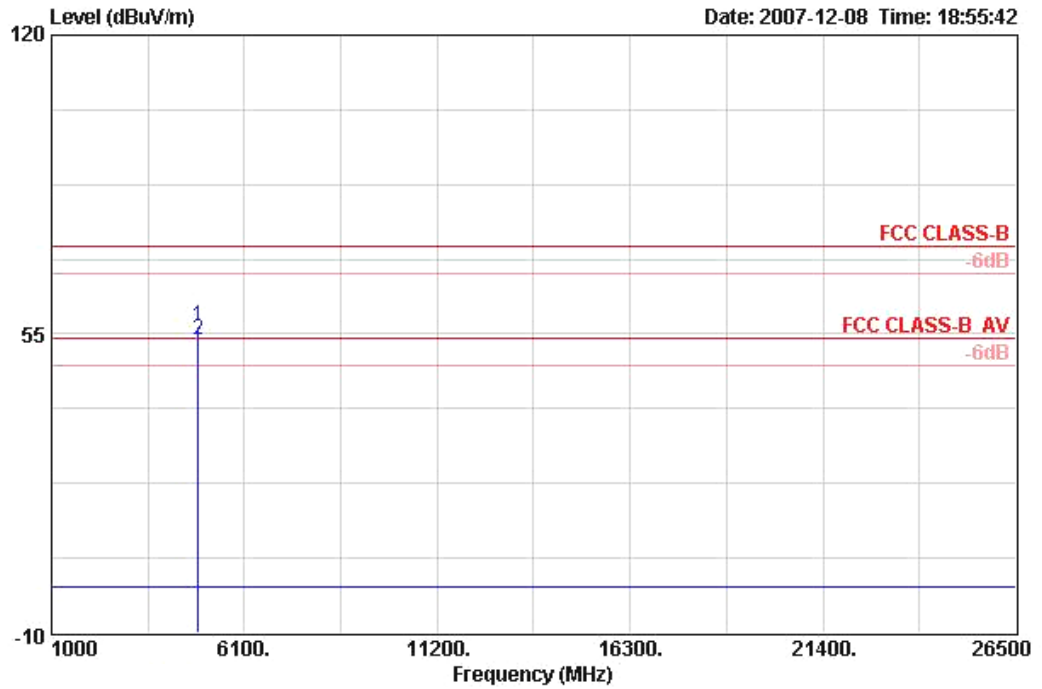
Vertical



| | Freq | Level | Over Limit | Limit Line | Remark | Pol/Phase | Distance | ReadAntenna Level | Antenna Factor | Cable Loss | Preamp Factor |
|-----|----------|--------|------------|------------|---------|-----------|----------|-------------------|----------------|------------|---------------|
| | MHz | dBuV/m | dB | dBuV/m | | | m | dBuV | dB/m | dB | dB |
| 1 | 4823.930 | 53.25 | -20.75 | 74.00 | PEAK | VERTICAL | 3 | 48.96 | 33.06 | 6.40 | 35.16 |
| 2 ! | 4824.070 | 49.27 | -4.73 | 54.00 | AVERAGE | VERTICAL | 3 | 44.99 | 33.06 | 6.40 | 35.16 |

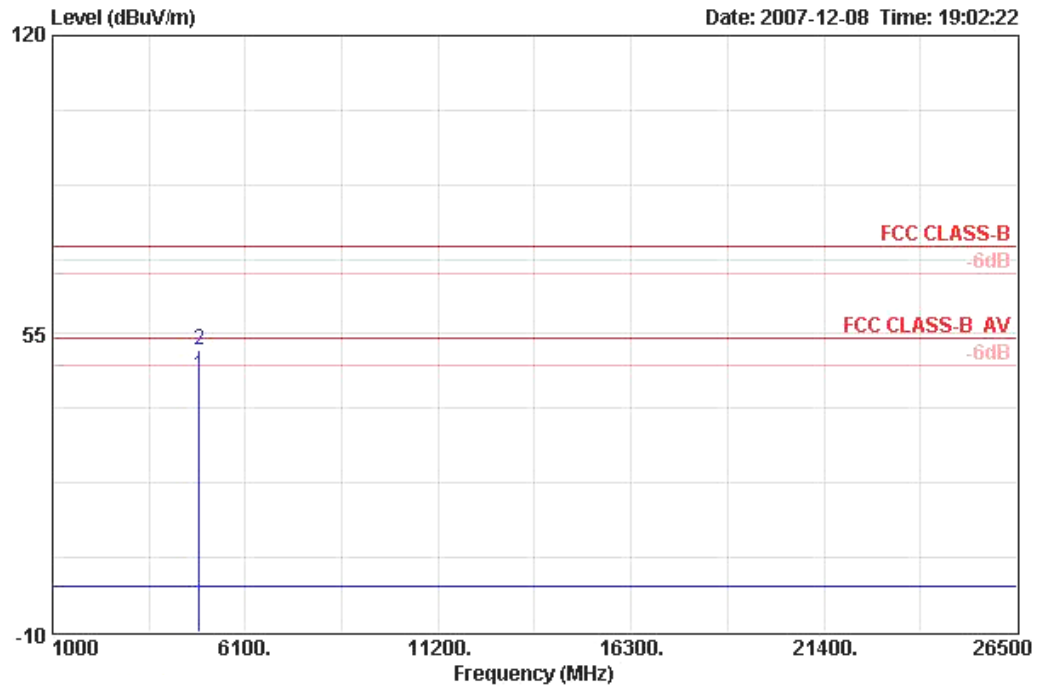
| | | | |
|---------------|------------|----------------|------------------------------|
| Temperature | 23°C | Humidity | 54% |
| Test Engineer | Barry Chen | Configurations | 802.11b CH 6 Ant. 3 / Mode 4 |

Horizontal



| | Freq | Level | Over Limit | Limit | Line | Remark | Pol/Phase | Distance | ReadAntenna | Cable | Preamp |
|---|----------|--------|------------|--------|---------|------------|-----------|----------|-------------|-------|------------|
| | MHz | dBuV/m | dB | dBuV/m | | | | m | dBuV | dB/m | dB |
| 1 | 4874.010 | 56.57 | -17.43 | 74.00 | PEAK | HORIZONTAL | | 3 | 52.14 | 33.16 | 6.42 35.15 |
| 2 | 4874.070 | 53.69 | -0.31 | 54.00 | AVERAGE | HORIZONTAL | | 3 | 49.27 | 33.16 | 6.42 35.15 |

Vertical

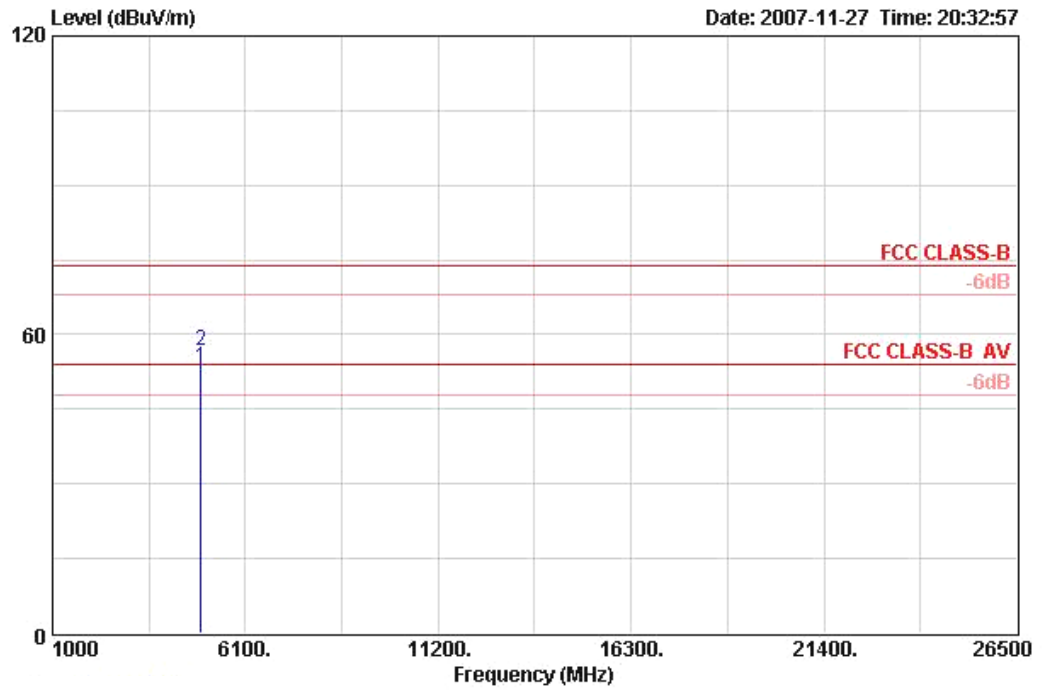


| | Freq | Level | Over | Limit | Remark | Pol/Phase | Distance | ReadAntenna | | Cable Preamp | |
|---|----------|--------|--------|--------|---------|-----------|----------|-------------|--------|--------------|--------|
| | | | Limit | Line | | | | Level | Factor | Loss | Factor |
| | MHz | dBuV/m | dB | dBuV/m | | | m | dBuV | dB/m | dB | dB |
| 1 | 4874.050 | 45.87 | -8.13 | 54.00 | AVERAGE | VERTICAL | 3 | 41.44 | 33.16 | 6.42 | 35.15 |
| 2 | 4874.110 | 51.52 | -22.48 | 74.00 | PEAK | VERTICAL | 3 | 47.10 | 33.16 | 6.42 | 35.15 |



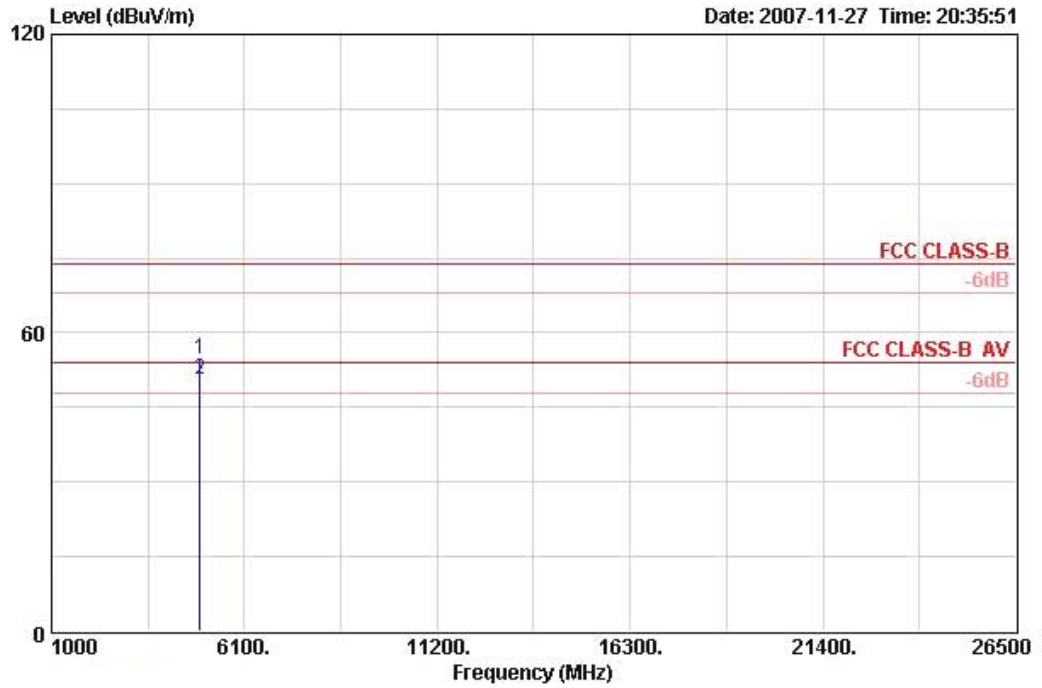
| | | | |
|---------------|------------|----------------|-------------------------------|
| Temperature | 23°C | Humidity | 54% |
| Test Engineer | Barry Chen | Configurations | 802.11b CH 11 Ant. 3 / Mode 4 |

Horizontal



| | Freq | Level | Over Limit | Limit Line | Remark | Pol/Phase | Distance | ReadAntenna Level | Antenna Factor | Cable Loss | Preamp Factor |
|-----|----------|--------|------------|------------|---------|------------|----------|-------------------|----------------|------------|---------------|
| | MHz | dBuV/m | dB | dBuV/m | | | m | dBuV | dB/m | dB | dB |
| 1 ! | 4924.050 | 53.48 | -0.52 | 54.00 | AVERAGE | HORIZONTAL | 3 | 48.92 | 33.26 | 6.44 | 35.14 |
| 2 | 4924.120 | 56.75 | -17.25 | 74.00 | PEAK | HORIZONTAL | 3 | 52.19 | 33.26 | 6.44 | 35.14 |

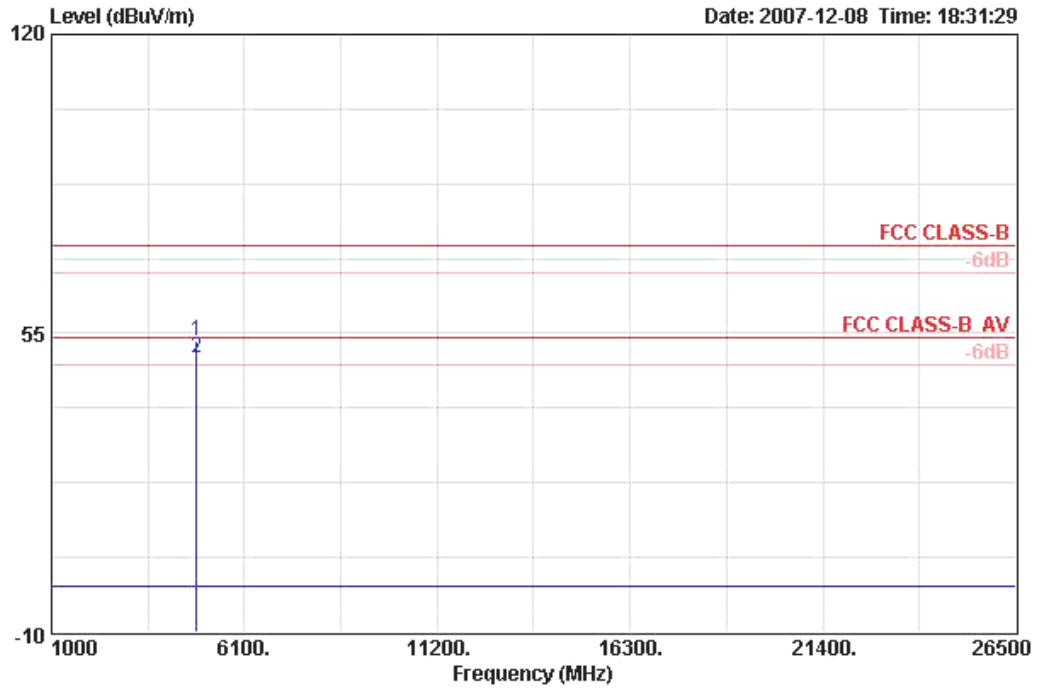
Vertical



| | Freq | Level | Over | Limit | Line Remark | Pol/Phase | Distance | ReadAntenna | | Cable Preamp | |
|-----|----------|--------|--------|--------|-------------|-----------|----------|-------------|--------|--------------|--------|
| | | | | | | | | Level | Factor | Loss | Factor |
| | MHz | dBuV/m | dB | dBuV/m | | | m | dBuV | dB/m | dB | dB |
| 1 | 4924.020 | 54.84 | -19.16 | 74.00 | PEAK | VERTICAL | 3 | 50.28 | 33.26 | 6.44 | 35.14 |
| 2 ! | 4924.110 | 50.69 | -3.31 | 54.00 | AVERAGE | VERTICAL | 3 | 46.13 | 33.26 | 6.44 | 35.14 |

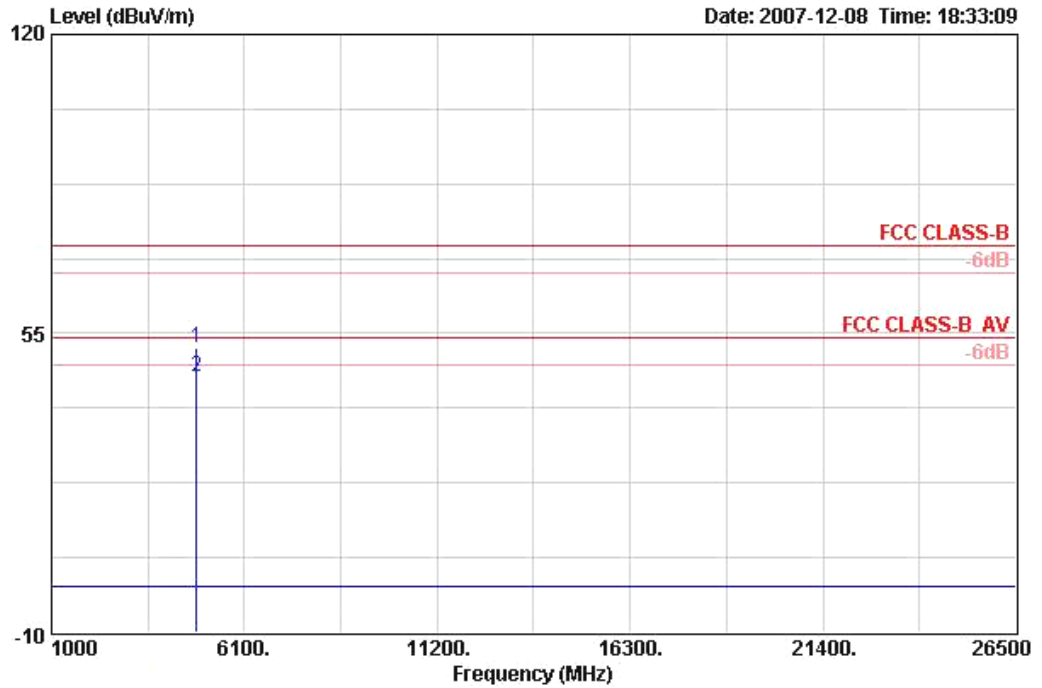
| | | | |
|---------------|------------|----------------|-------------------------------------|
| Temperature | 23°C | Humidity | 54% |
| Test Engineer | Barry Chen | Configurations | 802.11g CH 1 Ant. 3+Ant. 5 / Mode 4 |

Horizontal



| | Freq | Level | Over Limit | Limit | Line | Remark | Pol/Phase | Distance | ReadAntenna | Cable | Preamp |
|-----|----------|--------|------------|--------|---------|------------|-----------|----------|-------------|-------|------------|
| | MHz | dBUV/m | dB | dBUV/m | | | | m | dBuV | dB/m | dB |
| 1 | 4823.930 | 53.41 | -20.59 | 74.00 | PEAK | HORIZONTAL | | 3 | 49.12 | 33.06 | 6.40 35.16 |
| 2 ! | 4824.030 | 49.79 | -4.21 | 54.00 | AVERAGE | HORIZONTAL | | 3 | 45.50 | 33.06 | 6.40 35.16 |

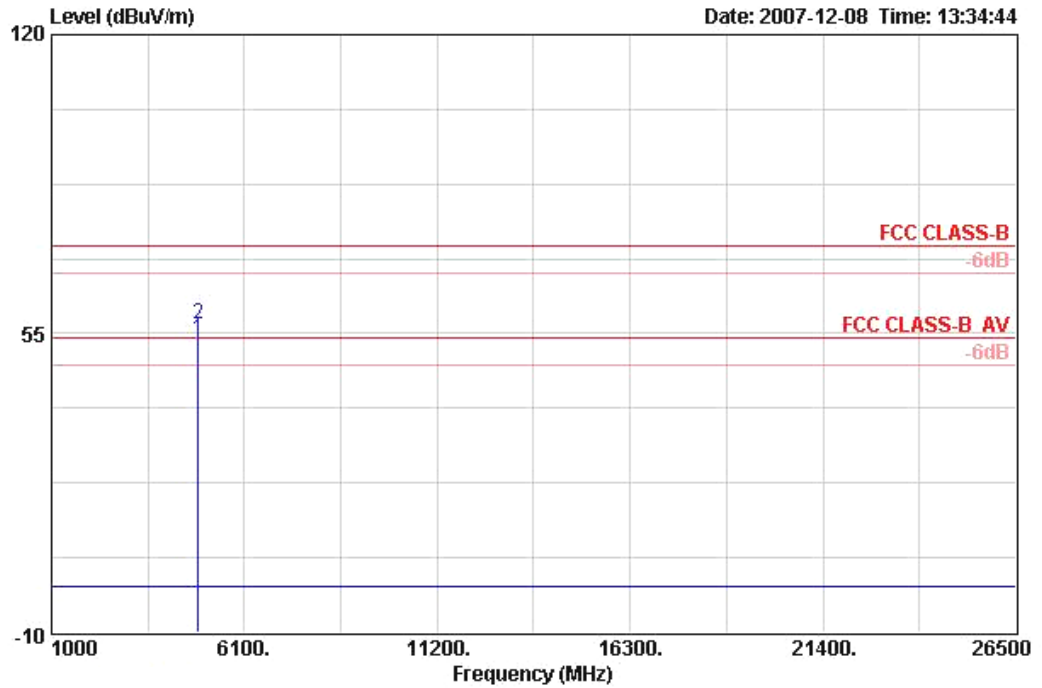
Vertical



| | Freq | Level | Over Limit | Limit Line | Remark | Pol/Phase | Distance | ReadAntenna Level | Antenna Factor | Cable Loss | Preamp Factor |
|---|----------|--------|------------|------------|---------|-----------|----------|-------------------|----------------|------------|---------------|
| | MHz | dBUV/m | dB | dBUV/m | | | m | dBuV | dB/m | dB | dB |
| 1 | 4823.910 | 52.02 | -21.98 | 74.00 | PERK | VERTICAL | 3 | 47.74 | 33.06 | 6.40 | 35.16 |
| 2 | 4824.070 | 45.56 | -8.44 | 54.00 | AVERAGE | VERTICAL | 3 | 41.27 | 33.06 | 6.40 | 35.16 |

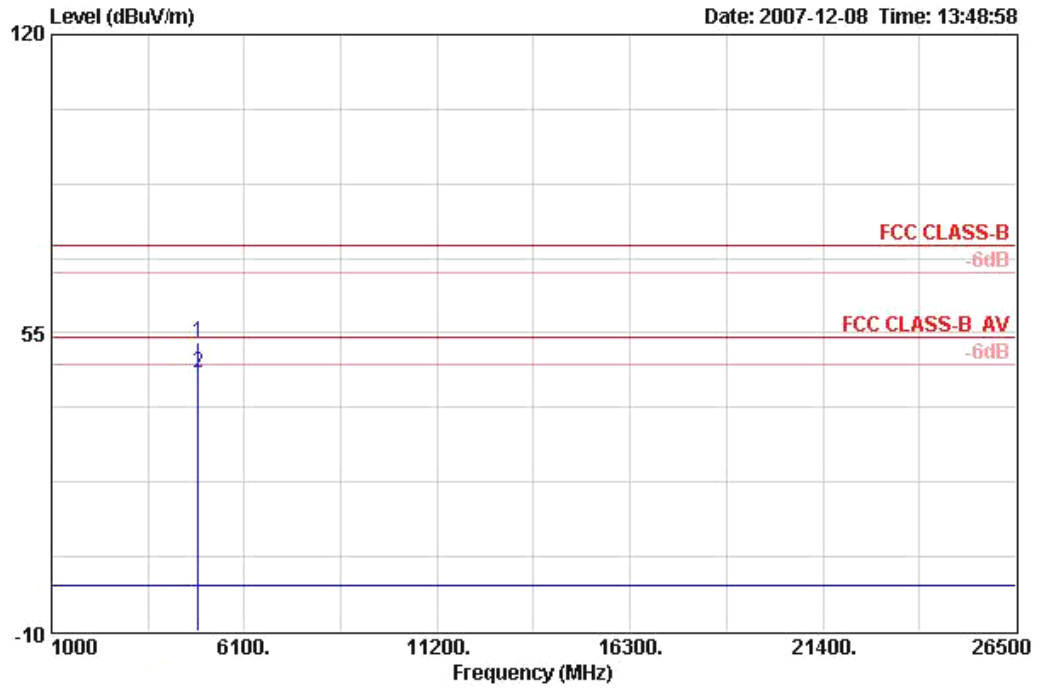
| | | | |
|---------------|------------|----------------|-------------------------------------|
| Temperature | 23°C | Humidity | 54% |
| Test Engineer | Barry Chen | Configurations | 802.11g CH 6 Ant. 3+Ant. 5 / Mode 4 |

Horizontal



| | Freq | Level | Over Limit | Limit Line | Remark | Pol/Phase | Distance | Read Level | Antenna Factor | Cable Loss | Preamp Factor |
|---|----------|--------|------------|------------|---------|------------|----------|------------|----------------|------------|---------------|
| | MHz | dBuV/m | dB | dBuV/m | | | m | dBuV | dB/m | dB | dB |
| 1 | 4874.050 | 53.55 | -0.45 | 54.00 | AVERAGE | HORIZONTAL | 3 | 49.12 | 33.16 | 6.42 | 35.15 |
| 2 | 4874.100 | 57.11 | -16.89 | 74.00 | PEAK | HORIZONTAL | 3 | 52.69 | 33.16 | 6.42 | 35.15 |

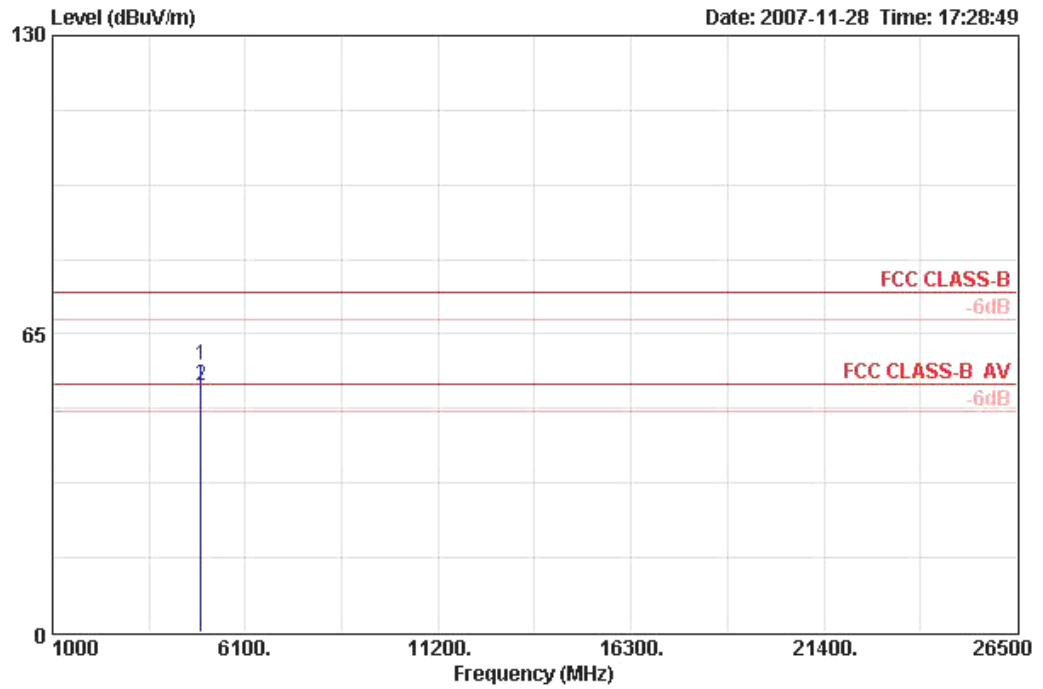
Vertical



| | Freq | Level | Over | Limit | Line Remark | Pol/Phase | Distance | ReadAntenna | | Cable Preamp | |
|---|----------|--------|--------|--------|-------------|-----------|----------|-------------|--------|--------------|--------|
| | | | Limit | Line | | | | Level | Factor | Loss | Factor |
| | MHz | dBuV/m | dB | dBuV/m | | | m | dBuV | dB/m | dB | dB |
| 1 | 4874.030 | 52.85 | -21.15 | 74.00 | PEAK | VERTICAL | 3 | 48.43 | 33.16 | 6.42 | 35.15 |
| 2 | 4874.050 | 46.47 | -7.53 | 54.00 | AVERAGE | VERTICAL | 3 | 42.05 | 33.16 | 6.42 | 35.15 |

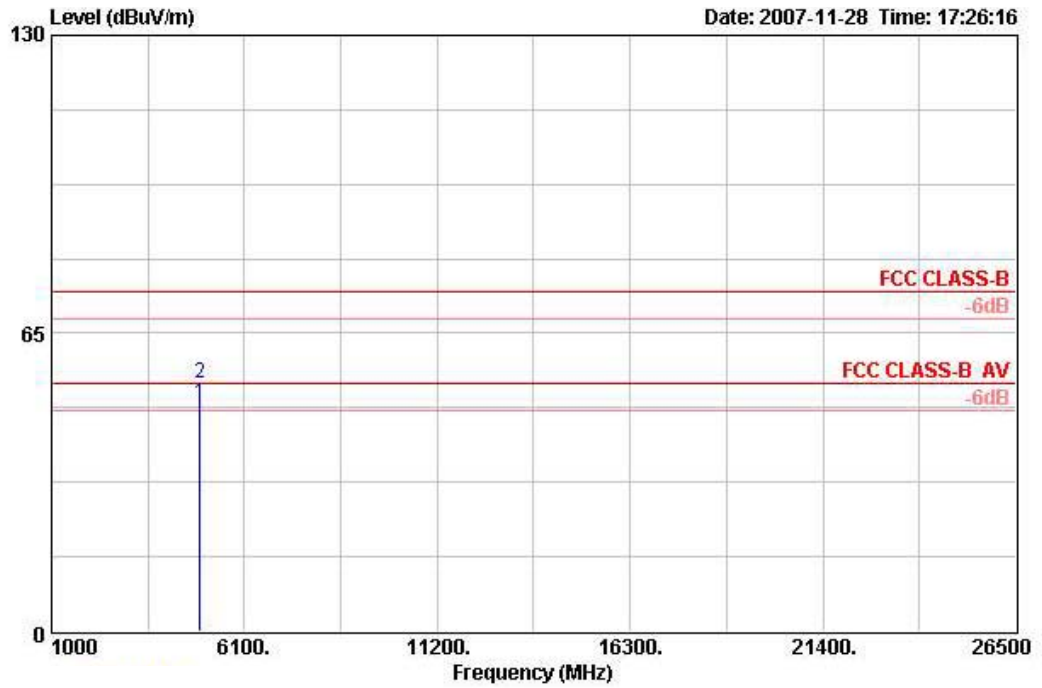
| | | | |
|---------------|------------|----------------|--------------------------------------|
| Temperature | 23°C | Humidity | 54% |
| Test Engineer | Barry Chen | Configurations | 802.11g CH 11 Ant. 3+Ant. 5 / Mode 4 |

Horizontal



| | Freq | Level | Over | Limit | Line Remark | Pol/Phase | Distance | ReadAntenna | | Cable Preamp | |
|---|----------|--------|--------|--------|-------------|------------|----------|-------------|--------|--------------|--------|
| | | | Limit | Line | | | | Level | Factor | Loss | Factor |
| | MHz | dBuV/m | dB | dBuV/m | | | m | dBuV | dB/m | dB | dB |
| 1 | 4923.980 | 58.25 | -15.75 | 74.00 | Peak | HORIZONTAL | 3 | 53.69 | 33.26 | 6.44 | 35.14 |
| 2 | 4924.060 | 53.71 | -0.29 | 54.00 | AVERAGE | HORIZONTAL | 3 | 49.15 | 33.26 | 6.44 | 35.14 |

Vertical

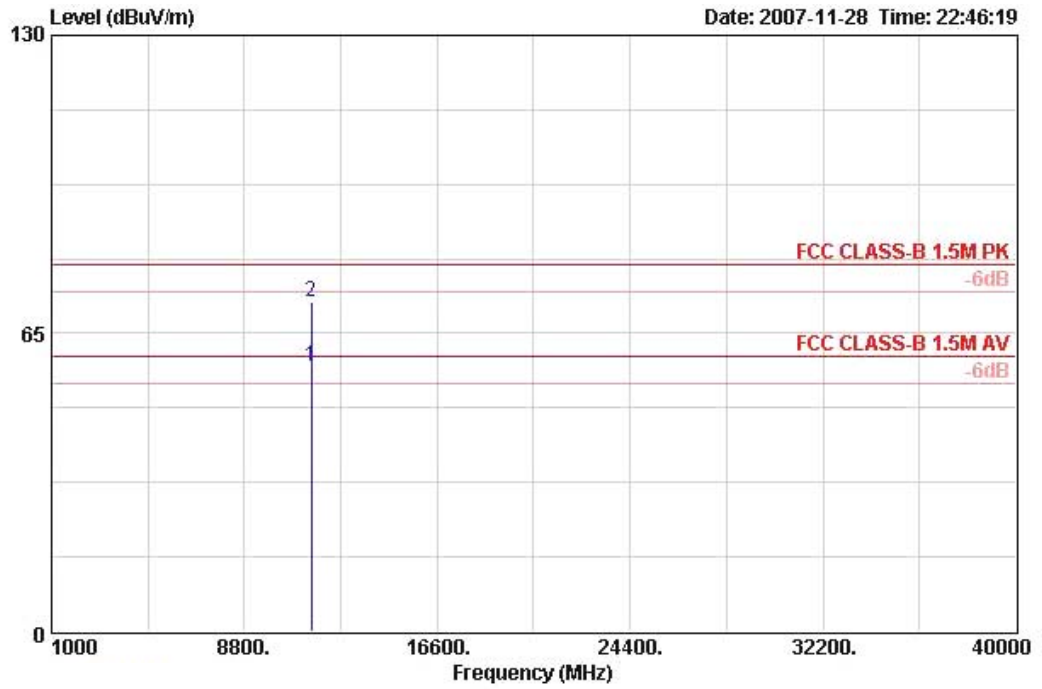


| | Freq | Level | Over Limit | Limit Line | Remark | Pol/Phase | Distance | ReadAntenna Level | Antenna Factor | Cable Loss | Preamp Factor |
|-----|----------|--------|------------|------------|---------|-----------|----------|-------------------|----------------|------------|---------------|
| | MHz | dBUV/m | dB | dBUV/m | | | m | dBuV | dB/m | dB | dB |
| 1 ! | 4924.040 | 49.81 | -4.19 | 54.00 | AVERAGE | VERTICAL | 3 | 45.25 | 33.26 | 6.44 | 35.14 |
| 2 | 4924.040 | 54.03 | -19.97 | 74.00 | PEAK | VERTICAL | 3 | 49.47 | 33.26 | 6.44 | 35.14 |



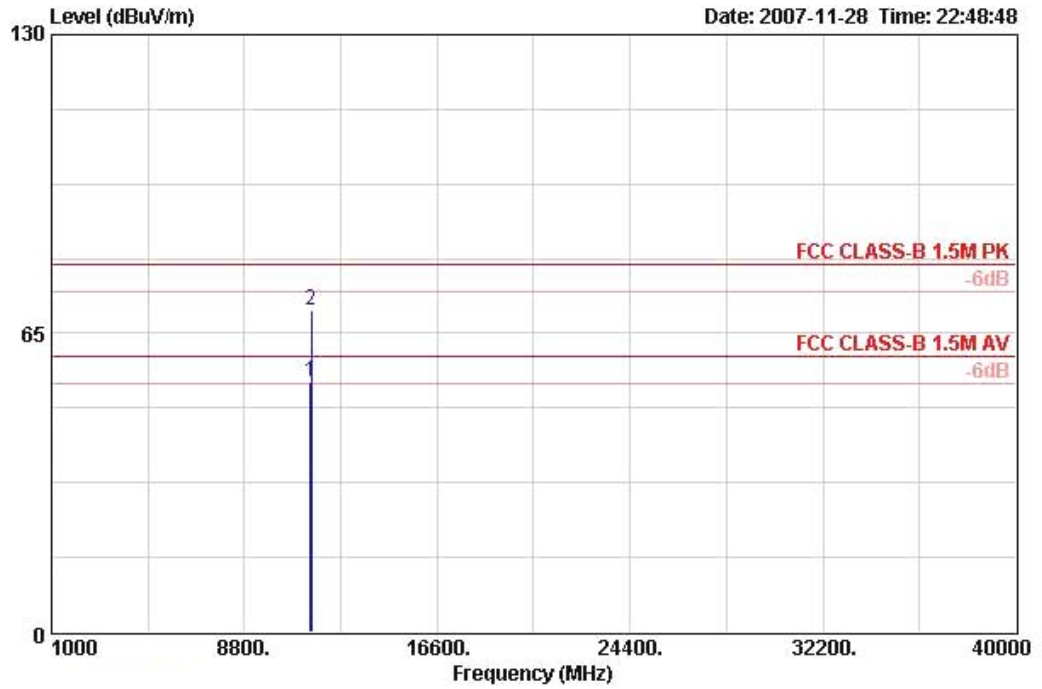
| | | | |
|---------------|------------|----------------|-------------------------|
| Temperature | 23°C | Humidity | 54% |
| Test Engineer | Barry Chen | Configurations | 802.11a CH 149 / Mode 4 |

Horizontal



| | Freq | Level | Over Limit | Limit Line | Remark | Pol/Phase | Distance | ReadAntenna Level | Antenna Factor | Cable Loss | Preamp Factor |
|---|-----------|--------|------------|------------|---------|------------|----------|-------------------|----------------|------------|---------------|
| | MHz | dBuV/m | dB | dBuV/m | | | m | dBuV | dB/m | dB | dB |
| 1 | 11491.120 | 57.96 | -2.04 | 60.00 | AVERAGE | HORIZONTAL | 3 | 44.39 | 38.78 | 9.78 | 34.98 |
| 2 | 11494.320 | 71.78 | -8.22 | 80.00 | PEAK | HORIZONTAL | 3 | 58.21 | 38.78 | 9.78 | 35.00 |

Vertical

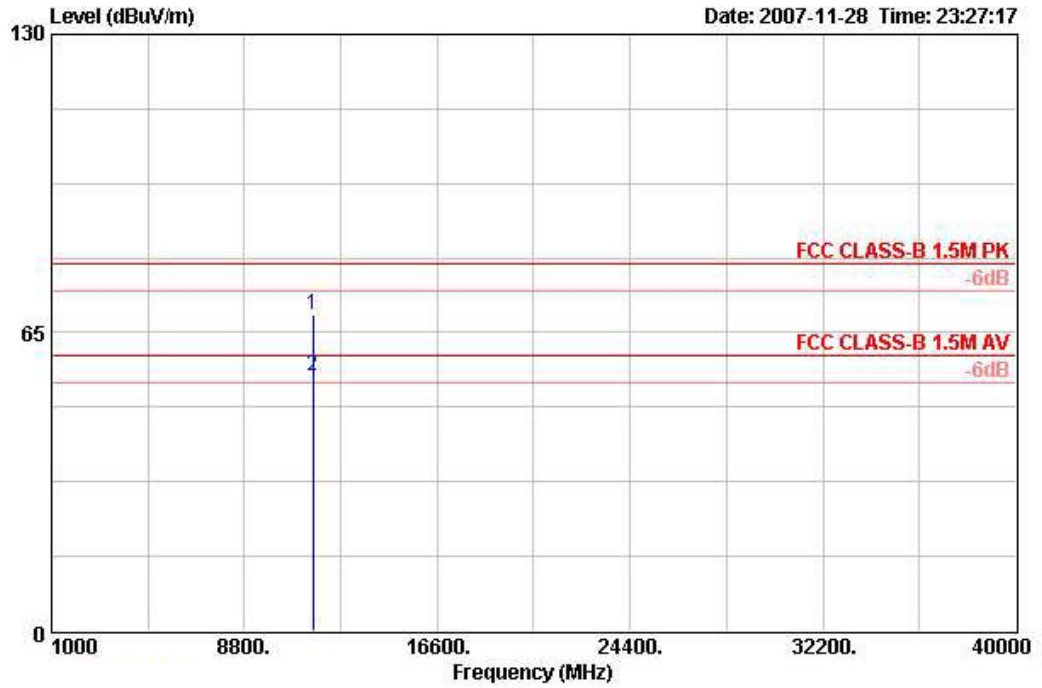


| | Freq | Level | Over | Limit | Line Remark | Pol/Phase | Distance | ReadAntenna | | Cable Preamp | |
|-----|-----------|--------|--------|--------|-------------|-----------|----------|-------------|--------|--------------|--------|
| | | | Limit | Line | | | | Level | Factor | Loss | Factor |
| | MHz | dBuV/m | dB | dBuV/m | | | m | dBuV | dB/m | dB | dB |
| 1 ! | 11489.040 | 54.63 | -5.37 | 60.00 | AVERAGE | VERTICAL | 3 | 41.05 | 38.78 | 9.78 | 34.98 |
| 2 | 11494.160 | 70.00 | -10.00 | 80.00 | PEAK | VERTICAL | 3 | 56.43 | 38.78 | 9.78 | 35.00 |



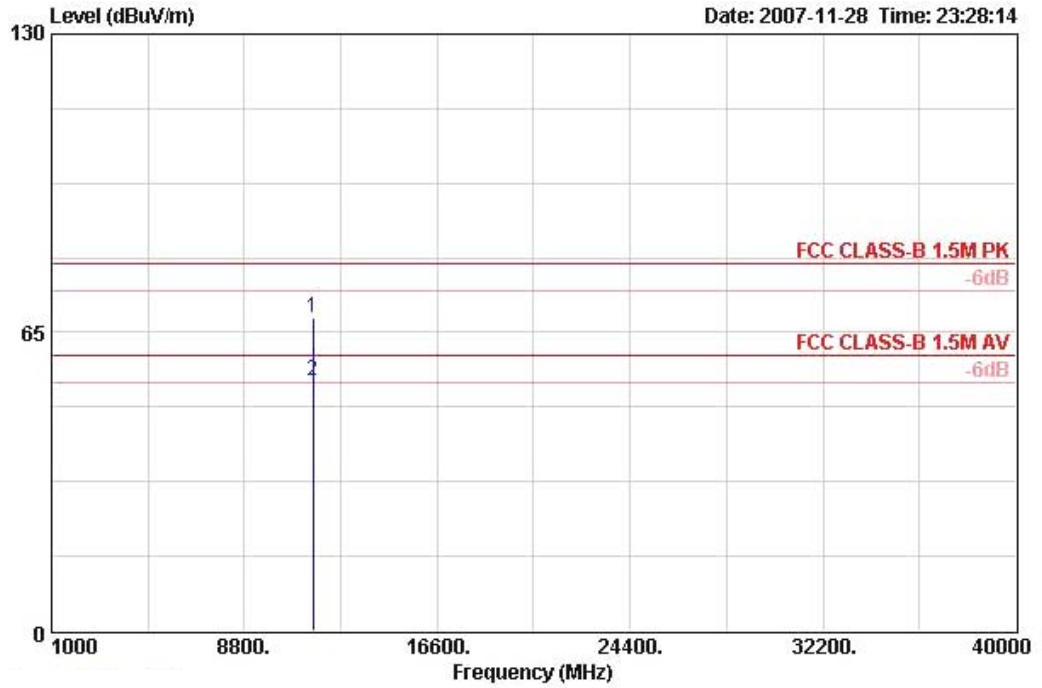
| | | | |
|---------------|------------|----------------|-------------------------|
| Temperature | 23°C | Humidity | 54% |
| Test Engineer | Barry Chen | Configurations | 802.11a CH 157 / Mode 4 |

Horizontal



| | Freq | Level | Over Limit | Limit | Line Remark | Pol/Phase | Distance | Read Antenna | Cable Preamp |
|-----|-----------|--------|------------|--------|-------------|------------|----------|--------------|--------------|
| | MHz | dBUV/m | dB | dBUV/m | | | m | dBUV | dB/m |
| 1 | 11563.800 | 68.91 | -11.09 | 80.00 | PEAK | HORIZONTAL | 3 | 55.30 | 38.82 |
| 2 ! | 11568.680 | 55.47 | -4.53 | 60.00 | AVERAGE | HORIZONTAL | 3 | 41.85 | 38.83 |

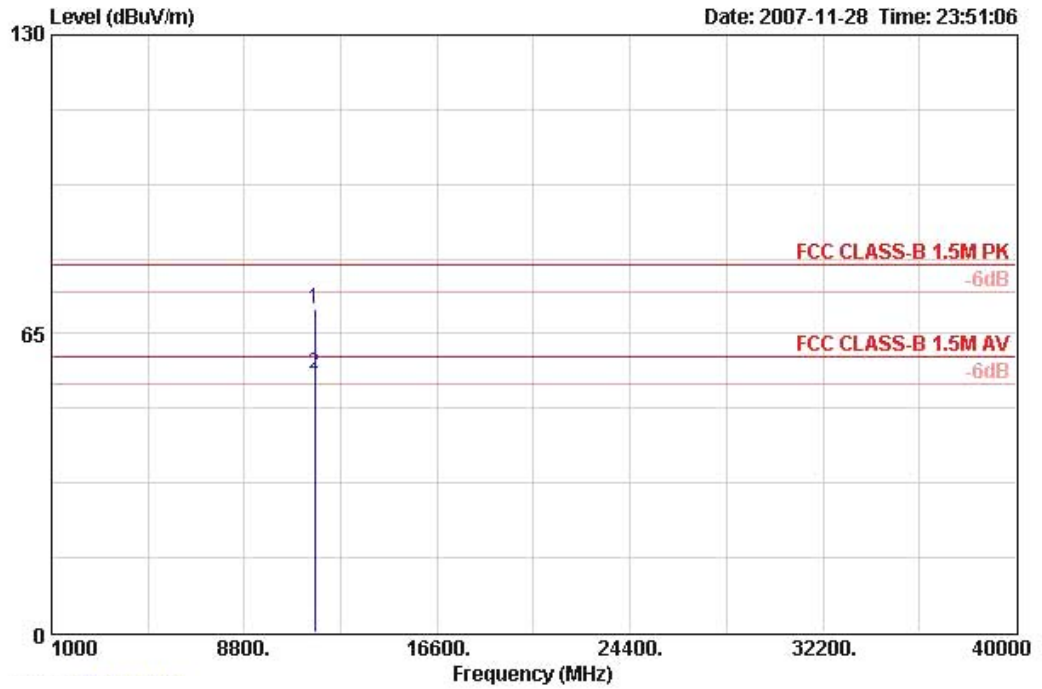
Vertical



| | Freq | Level | Over Limit | Limit | Line Remark | Pol/Phase | Distance | Read Antenna | Cable | Preamp |
|-----|-----------|--------|------------|--------|-------------|-----------|----------|--------------|-------|--------|
| | MHz | dBUV/m | dB | dBUV/m | | | m | dBuV | dB/m | dB |
| 1 | 11565.880 | 68.26 | -11.74 | 80.00 | PEAK | VERTICAL | 3 | 54.64 | 38.83 | 9.79 |
| 2 ! | 11568.680 | 54.36 | -5.64 | 60.00 | AVERAGE | VERTICAL | 3 | 40.74 | 38.83 | 9.79 |

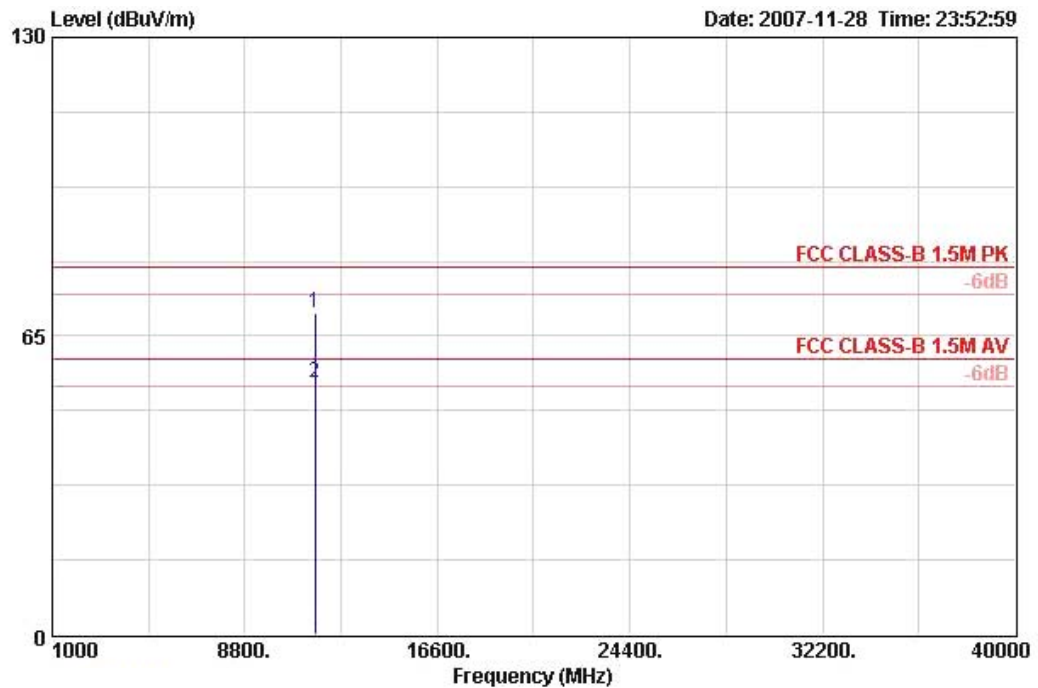
| | | | |
|---------------|------------|----------------|-------------------------|
| Temperature | 23°C | Humidity | 54% |
| Test Engineer | Barry Chen | Configurations | 802.11a CH 165 / Mode 4 |

Horizontal



| | Freq | Level | Over | Limit | Remark | Pol/Phase | Distance | ReadAntenna | | Cable Preamp | |
|-----|-----------|--------|-------|--------|---------|------------|----------|-------------|--------|--------------|--------|
| | | | Limit | Line | | | | Level | Factor | Loss | Factor |
| | MHz | dBuV/m | dB | dBuV/m | | | m | dBuV | dB/m | dB | dB |
| 1 | 11646.200 | 70.20 | -9.80 | 80.00 | PEAK | HORIZONTAL | 3 | 56.54 | 38.86 | 9.81 | 35.01 |
| 2 ! | 11651.000 | 56.40 | -3.60 | 60.00 | AVERAGE | HORIZONTAL | 3 | 42.73 | 38.86 | 9.82 | 35.01 |

Vertical



| | Freq | Level | Over Limit | Limit | Line Remark | Pol/Phase | Distance | ReadAntenna Level | Antenna Factor | Cable Loss | Preamp Factor |
|-----|-----------|--------|------------|--------|-------------|-----------|----------|-------------------|----------------|------------|---------------|
| | MHz | dBUV/m | dB | dBUV/m | | | m | dBuV | dB/m | dB | dB |
| 1 | 11646.040 | 69.85 | -10.15 | 80.00 | PEAK | VERTICAL | 3 | 56.19 | 38.86 | 9.81 | 35.01 |
| 2 ! | 11648.400 | 54.98 | -5.02 | 60.00 | AVERAGE | VERTICAL | 3 | 41.32 | 38.86 | 9.82 | 35.01 |

Note:

The amplitude of spurious emissions that are attenuated by more than 20dB below the permissible value has no need to be reported.

Emission level (dBUV/m) = 20 log Emission level (uV/m).

Corrected Reading: Antenna Factor + Cable Loss + Read Level - Preamp Factor = Level.

4.6. Band Edge Emissions Measurement

4.6.1. Limit

20dBc in any 100 kHz bandwidth outside the operating frequency band. In case the emission fall within the restricted band specified on 15.205(a), then the 15.209(a) limit in the table below has to be followed.

| Frequencies (MHz) | Field Strength (micovolts/meter) | Measurement Distance (meters) |
|----------------------|-------------------------------------|----------------------------------|
| 0.009~0.490 | 2400/F(KHz) | 300 |
| 0.490~1.705 | 24000/F(KHz) | 30 |
| 1.705~30.0 | 30 | 30 |
| 30~88 | 100 | 3 |
| 88~216 | 150 | 3 |
| 216~960 | 200 | 3 |
| Above 960 | 500 | 3 |

4.6.2. Measuring Instruments and Setting

Please refer to section 5 of equipments list in this report. The following table is the setting of the spectrum analyzer.

| Spectrum Parameter | Setting |
|---|---|
| Attenuation | Auto |
| Span Frequency | 100 MHz |
| RB / VB (Emission in restricted band) | 1 MHz / 1MHz for Peak, 1 MHz / 10Hz for Average |
| RB / VB (Emission in non-restricted band) | 100 KHz /100 KHz for Peak |

4.6.3. Test Procedures

1. The test procedure is the same as section 4.5.3, only the frequency range investigated is limited to 100MHz around bandedges.
2. In case the emission is fail due to the used RB/VB is too wide, marker-delta method of FCC Public Notice DA00-705 will be followed.

4.6.4. Test Setup Layout

This test setup layout is the same as that shown in section 4.5.4.

4.6.5. Test Deviation

There is no deviation with the original standard.

4.6.6. EUT Operation during Test

The EUT was programmed to be in continuously transmitting mode.

4.6.7. Test Result of Band Edge and Fundamental Emissions

| | | | |
|---------------|------------|----------------|-------------------------------------|
| Temperature | 23°C | Humidity | 54% |
| Test Engineer | Barry Chen | Configurations | 802.11b CH 1, 6, 11 Ant. 1 / Mode 2 |

Channel 1

| | Freq | Level | Over | Limit | Remark | Pol/Phase | Distance | ReadAntenna | | Cable Preamp | |
|-----|----------|--------|--------|--------|---------|------------|----------|-------------|--------|--------------|--------|
| | | | Limit | Line | | | | Level | Factor | Loss | Factor |
| | MHz | dBuV/m | dB | dBuV/m | | | m | dBuV | dB/m | dB | dB |
| 1 ! | 2389.400 | 53.47 | -0.53 | 54.00 | AVERAGE | HORIZONTAL | 3 | 21.17 | 28.17 | 4.13 | 0.00 |
| 2 | 2389.600 | 63.63 | -10.37 | 74.00 | PEAK | HORIZONTAL | 3 | 31.33 | 28.17 | 4.13 | 0.00 |
| 3 ☺ | 2409.400 | 109.64 | | | AVERAGE | HORIZONTAL | 3 | 77.28 | 28.21 | 4.15 | 0.00 |
| 4 | 2409.600 | 112.95 | | | PEAK | HORIZONTAL | 3 | 80.58 | 28.21 | 4.15 | 0.00 |

Item 3, 4 are the fundamental frequency at 2412 MHz.

Channel 6

| | Freq | Level | Over | Limit | Remark | Pol/Phase | Distance | ReadAntenna | | Cable Preamp | |
|-----|----------|--------|-------|--------|---------|------------|----------|-------------|--------|--------------|--------|
| | | | Limit | Line | | | | Level | Factor | Loss | Factor |
| | MHz | dBuV/m | dB | dBuV/m | | | m | dBuV | dB/m | dB | dB |
| 1 | 2439.600 | 116.87 | | | PEAK | HORIZONTAL | 3 | 84.41 | 28.29 | 4.18 | 0.00 |
| 2 ☺ | 2439.800 | 112.94 | | | AVERAGE | HORIZONTAL | 3 | 80.48 | 28.29 | 4.18 | 0.00 |

Item 1, 2 are the fundamental frequency at 2437MHz.

Channel 11

| | Freq | Level | Over | Limit | Remark | Pol/Phase | Distance | ReadAntenna | | Cable Preamp | |
|-----|----------|--------|--------|--------|---------|------------|----------|-------------|--------|--------------|--------|
| | | | Limit | Line | | | | Level | Factor | Loss | Factor |
| | MHz | dBuV/m | dB | dBuV/m | | | m | dBuV | dB/m | dB | dB |
| 1 | 2459.200 | 109.49 | | | AVERAGE | HORIZONTAL | 3 | 76.96 | 28.32 | 4.20 | 0.00 |
| 2 | 2459.600 | 112.79 | | | PEAK | HORIZONTAL | 3 | 80.26 | 28.32 | 4.20 | 0.00 |
| 3 ! | 2483.500 | 53.58 | -0.42 | 54.00 | AVERAGE | HORIZONTAL | 3 | 20.99 | 28.36 | 4.23 | 0.00 |
| 4 | 2483.700 | 62.36 | -11.64 | 74.00 | PEAK | HORIZONTAL | 3 | 29.77 | 28.36 | 4.23 | 0.00 |

Item 1, 2 are the fundamental frequency at 2462 MHz.

| | | | |
|----------------------|------------|-----------------------|-------------------------------------|
| Temperature | 23°C | Humidity | 54% |
| Test Engineer | Barry Chen | Configurations | 802.11g CH 1, 6, 11 Ant. 1 / Mode 2 |

Channel 1

| | Freq | Level | Over | Limit | Remark | Pol/Phase | Distance | ReadAntenna | | Cable Preamp | |
|-----|----------|--------|-------|--------|---------|------------|----------|-------------|--------|--------------|--------|
| | | | Limit | Line | | | | Level | Factor | Loss | Factor |
| | MHz | dBuV/m | dB | dBuV/m | | | m | dBuV | dB/m | dB | dB |
| 1 ! | 2390.000 | 73.88 | -0.12 | 74.00 | PEAK | HORIZONTAL | 3 | 41.55 | 28.17 | 4.15 | 0.00 |
| 2 ! | 2390.000 | 52.08 | -1.92 | 54.00 | AVERAGE | HORIZONTAL | 3 | 19.75 | 28.17 | 4.15 | 0.00 |
| 3 | 2416.800 | 114.78 | | | PEAK | HORIZONTAL | 3 | 82.39 | 28.21 | 4.18 | 0.00 |
| 4 | 2417.400 | 102.93 | | | AVERAGE | HORIZONTAL | 3 | 70.55 | 28.21 | 4.18 | 0.00 |

Item 3, 4 are the fundamental frequency at 2412 MHz.

Channel 6

| | Freq | Level | Over | Limit | Remark | Pol/Phase | Distance | ReadAntenna | | Cable Preamp | |
|-----|----------|--------|-------|--------|---------|------------|----------|-------------|--------|--------------|--------|
| | | | Limit | Line | | | | Level | Factor | Loss | Factor |
| | MHz | dBuV/m | dB | dBuV/m | | | m | dBuV | dB/m | dB | dB |
| 1 @ | 2438.800 | 109.36 | | | AVERAGE | HORIZONTAL | 3 | 76.89 | 28.29 | 4.18 | 0.00 |
| 2 | 2440.800 | 120.69 | | | PEAK | HORIZONTAL | 3 | 88.20 | 28.29 | 4.20 | 0.00 |

Item 1, 2 are the fundamental frequency at 2437 MHz.

Channel 11

| | Freq | Level | Over | Limit | Remark | Pol/Phase | Distance | ReadAntenna | | Cable Preamp | |
|-----|----------|--------|-------|--------|---------|------------|----------|-------------|--------|--------------|--------|
| | | | Limit | Line | | | | Level | Factor | Loss | Factor |
| | MHz | dBuV/m | dB | dBuV/m | | | m | dBuV | dB/m | dB | dB |
| 1 | 2457.200 | 101.29 | | | AVERAGE | HORIZONTAL | 3 | 68.76 | 28.32 | 4.20 | 0.00 |
| 2 | 2457.800 | 112.48 | | | PEAK | HORIZONTAL | 3 | 79.96 | 28.32 | 4.20 | 0.00 |
| 3 ! | 2483.500 | 52.26 | -1.74 | 54.00 | AVERAGE | HORIZONTAL | 3 | 19.67 | 28.36 | 4.23 | 0.00 |
| 4 ! | 2484.500 | 73.04 | -0.96 | 74.00 | PEAK | HORIZONTAL | 3 | 40.45 | 28.36 | 4.23 | 0.00 |

Item 1, 2 are the fundamental frequency at 2462 MHz.

Note:

Emission level (dBuV/m) = 20 log Emission level (uV/m).

Corrected Reading: Antenna Factor + Cable Loss + Read Level - Preamp Factor = Level.

| | | | |
|----------------------|------------|-----------------------|-------------------------------------|
| Temperature | 23°C | Humidity | 54% |
| Test Engineer | Barry Chen | Configurations | 802.11b CH 1, 6, 11 Ant. 3 / Mode 4 |

Channel 1

| | Freq | Level | Over | Limit | Remark | Pol/Phase | Distance | ReadAntenna | | Cable Preamp | |
|-----|----------|--------|--------|--------|---------|------------|----------|-------------|--------|--------------|--------|
| | | | Limit | Line | | | | Level | Factor | Loss | Factor |
| | MHz | dBuV/m | dB | dBuV/m | | | m | dBuV | dB/m | dB | dB |
| 1 ! | 2387.760 | 53.75 | -0.25 | 54.00 | AVERAGE | HORIZONTAL | 3 | 21.45 | 28.17 | 4.13 | 0.00 |
| 2 | 2387.760 | 62.41 | -11.59 | 74.00 | PEAK | HORIZONTAL | 3 | 30.11 | 28.17 | 4.13 | 0.00 |
| 3 ☺ | 2409.400 | 107.49 | | | AVERAGE | HORIZONTAL | 3 | 75.13 | 28.21 | 4.15 | 0.00 |
| 4 | 2409.600 | 110.88 | | | PEAK | HORIZONTAL | 3 | 78.51 | 28.21 | 4.15 | 0.00 |

Item 3, 4 are the fundamental frequency at 2412 MHz.

Channel 6

| | Freq | Level | Over | Limit | Remark | Pol/Phase | Distance | ReadAntenna | | Cable Preamp | |
|-----|----------|--------|-------|--------|---------|------------|----------|-------------|--------|--------------|--------|
| | | | Limit | Line | | | | Level | Factor | Loss | Factor |
| | MHz | dBuV/m | dB | dBuV/m | | | m | dBuV | dB/m | dB | dB |
| 1 | 2438.600 | 113.82 | | | PEAK | HORIZONTAL | 3 | 81.36 | 28.29 | 4.18 | 0.00 |
| 2 ☺ | 2439.800 | 110.12 | | | AVERAGE | HORIZONTAL | 3 | 77.65 | 28.29 | 4.18 | 0.00 |

Item 1, 2 are the fundamental frequency at 2437MHz.

Channel 11

| | Freq | Level | Over | Limit | Remark | Pol/Phase | Distance | ReadAntenna | | Cable Preamp | |
|-----|----------|--------|--------|--------|---------|-----------|----------|-------------|--------|--------------|--------|
| | | | Limit | Line | | | | Level | Factor | Loss | Factor |
| | MHz | dBuV/m | dB | dBuV/m | | | m | dBuV | dB/m | dB | dB |
| 1 | 2459.400 | 105.14 | | | AVERAGE | VERTICAL | 3 | 72.62 | 28.32 | 4.20 | 0.00 |
| 2 | 2460.600 | 108.65 | | | PEAK | VERTICAL | 3 | 76.12 | 28.32 | 4.20 | 0.00 |
| 3 | 2483.500 | 60.92 | -13.08 | 74.00 | PEAK | VERTICAL | 3 | 28.33 | 28.36 | 4.23 | 0.00 |
| 4 ! | 2483.500 | 53.69 | -0.31 | 54.00 | AVERAGE | VERTICAL | 3 | 21.10 | 28.36 | 4.23 | 0.00 |

Item 1, 2 are the fundamental frequency at 2462 MHz.

| | | | |
|----------------------|------------|-----------------------|--|
| Temperature | 23°C | Humidity | 54% |
| Test Engineer | Barry Chen | Configurations | 802.11g CH 1, 6, 11 Ant. 3+Ant. 5 / Mode 4 |

Channel 1

| | Freq | Level | Over | Limit | Remark | Pol/Phase | Distance | ReadAntenna | | Cable Preamp | |
|-----|----------|--------|--------|--------|---------|------------|----------|-------------|--------|--------------|--------|
| | | | Limit | Line | | | | Level | Factor | Loss | Factor |
| | MHz | dBuV/m | dB | dBuV/m | | | m | dBuV | dB/m | dB | dB |
| 1 | 2390.000 | 62.71 | -11.29 | 74.00 | PEAK | HORIZONTAL | 3 | 30.38 | 28.17 | 4.15 | 0.00 |
| 2 ! | 2390.000 | 51.30 | -2.70 | 54.00 | AVERAGE | HORIZONTAL | 3 | 18.97 | 28.17 | 4.15 | 0.00 |
| 3 | 2409.000 | 101.79 | | | AVERAGE | HORIZONTAL | 3 | 69.43 | 28.21 | 4.15 | 0.00 |
| 4 | 2418.000 | 112.09 | | | PEAK | HORIZONTAL | 3 | 79.70 | 28.21 | 4.18 | 0.00 |

Item 3, 4 are the fundamental frequency at 2412 MHz.

Channel 6

| | Freq | Level | Over | Limit | Remark | Pol/Phase | Distance | ReadAntenna | | Cable Preamp | |
|-----|----------|--------|-------|--------|---------|-----------|----------|-------------|--------|--------------|--------|
| | | | Limit | Line | | | | Level | Factor | Loss | Factor |
| | MHz | dBuV/m | dB | dBuV/m | | | m | dBuV | dB/m | dB | dB |
| 1 R | 2432.800 | 115.59 | | | PEAK | VERTICAL | 3 | 83.16 | 28.25 | 4.18 | 0.00 |
| 2 | 2433.000 | 104.13 | | | AVERAGE | VERTICAL | 3 | 71.70 | 28.25 | 4.18 | 0.00 |

Item 1, 2 are the fundamental frequency at 2437 MHz.

Channel 11

| | Freq | Level | Over | Limit | Remark | Pol/Phase | Distance | ReadAntenna | | Cable Preamp | |
|-----|----------|--------|-------|--------|---------|-----------|----------|-------------|--------|--------------|--------|
| | | | Limit | Line | | | | Level | Factor | Loss | Factor |
| | MHz | dBuV/m | dB | dBuV/m | | | m | dBuV | dB/m | dB | dB |
| 1 | 2458.000 | 100.31 | | | AVERAGE | VERTICAL | 3 | 67.79 | 28.32 | 4.20 | 0.00 |
| 2 | 2466.400 | 112.70 | | | PEAK | VERTICAL | 3 | 80.15 | 28.32 | 4.23 | 0.00 |
| 3 ! | 2483.500 | 68.73 | -5.27 | 74.00 | PEAK | VERTICAL | 3 | 36.14 | 28.36 | 4.23 | 0.00 |
| 4 ! | 2483.500 | 53.35 | -0.65 | 54.00 | AVERAGE | VERTICAL | 3 | 20.76 | 28.36 | 4.23 | 0.00 |

Item 1, 2 are the fundamental frequency at 2462 MHz.

Note:

Emission level (dBuV/m) = 20 log Emission level (uV/m).

Corrected Reading: Antenna Factor + Cable Loss + Read Level - Preamp Factor = Level.



| | | | |
|----------------------|------------|-----------------------|---|
| Temperature | 23°C | Humidity | 54% |
| Test Engineer | Barry Chen | Configurations | 802.11a CH 149, 157, 165 Ant. 3+Ant. 5 / Mode 4 |

Channel 149

| | Freq | Level | Over | Limit | Remark | Pol/Phase | Distance | ReadAntenna | | Cable Preamp | |
|-----|----------|--------|-------|--------|---------|-----------|----------|-------------|--------|--------------|--------|
| | | | Limit | Line | | | | Level | Factor | Loss | Factor |
| | MHz | dBuV/m | dB | dBuV/m | | | m | dBuV | dB/m | dB | dB |
| 1 ☺ | 5748.000 | 120.73 | | | PEAK | VERTICAL | 3 | 79.55 | 34.35 | 6.84 | 0.00 |
| 2 | 5750.400 | 109.08 | | | AVERAGE | VERTICAL | 3 | 67.89 | 34.35 | 6.84 | 0.00 |

Item 1, 2 are the fundamental frequency at 5745 MHz.

Channel 157

| | Freq | Level | Over | Limit | Remark | Pol/Phase | Distance | ReadAntenna | | Cable Preamp | |
|-----|----------|--------|-------|--------|---------|-----------|----------|-------------|--------|--------------|--------|
| | | | Limit | Line | | | | Level | Factor | Loss | Factor |
| | MHz | dBuV/m | dB | dBuV/m | | | m | dBuV | dB/m | dB | dB |
| 1 ☺ | 5787.600 | 108.73 | | | AVERAGE | VERTICAL | 3 | 67.51 | 34.36 | 6.86 | 0.00 |
| 2 | 5788.000 | 120.66 | | | PEAK | VERTICAL | 3 | 79.44 | 34.36 | 6.86 | 0.00 |

Item 1, 2 are the fundamental frequency at 5785 MHz.

Channel 165

| | Freq | Level | Over | Limit | Remark | Pol/Phase | Distance | ReadAntenna | | Cable Preamp | |
|-----|----------|--------|-------|--------|---------|-----------|----------|-------------|--------|--------------|--------|
| | | | Limit | Line | | | | Level | Factor | Loss | Factor |
| | MHz | dBuV/m | dB | dBuV/m | | | m | dBuV | dB/m | dB | dB |
| 1 ☺ | 5820.200 | 108.24 | | | AVERAGE | VERTICAL | 3 | 66.99 | 34.37 | 6.88 | 0.00 |
| 2 | 5828.000 | 119.93 | | | PEAK | VERTICAL | 3 | 78.69 | 34.37 | 6.88 | 0.00 |

Item 1, 2 are the fundamental frequency at 5825 MHz.

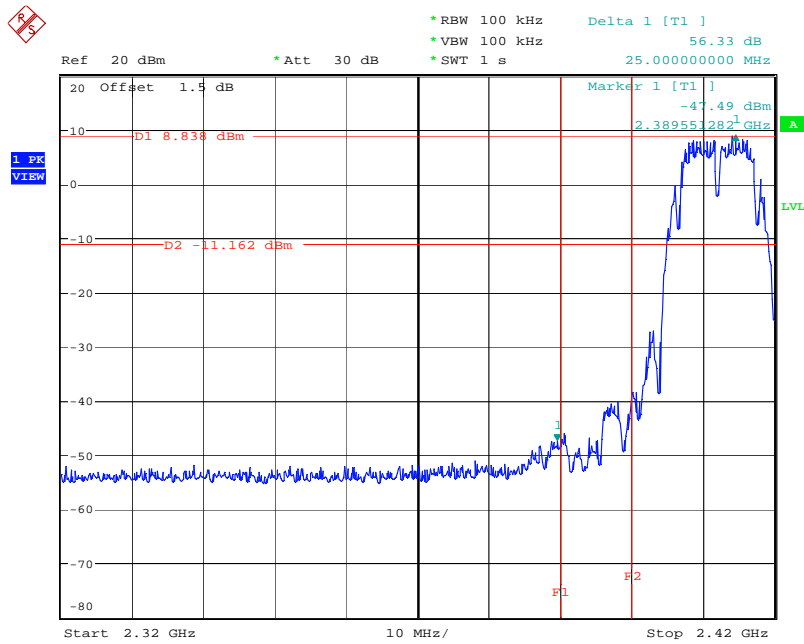
Note:

Emission level (dBuV/m) = 20 log Emission level (uV/m).

Corrected Reading: Antenna Factor + Cable Loss + Read Level - Preamp Factor = Level.

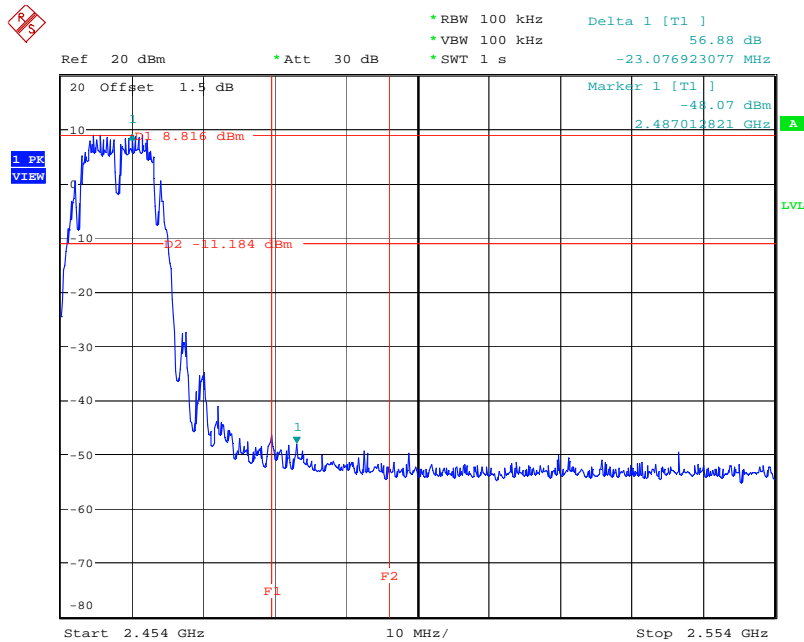
For Emission not in Restricted Band

Low Band Edge Plot on Configuration IEEE 802.11b / 2412 MHz / Mode 2



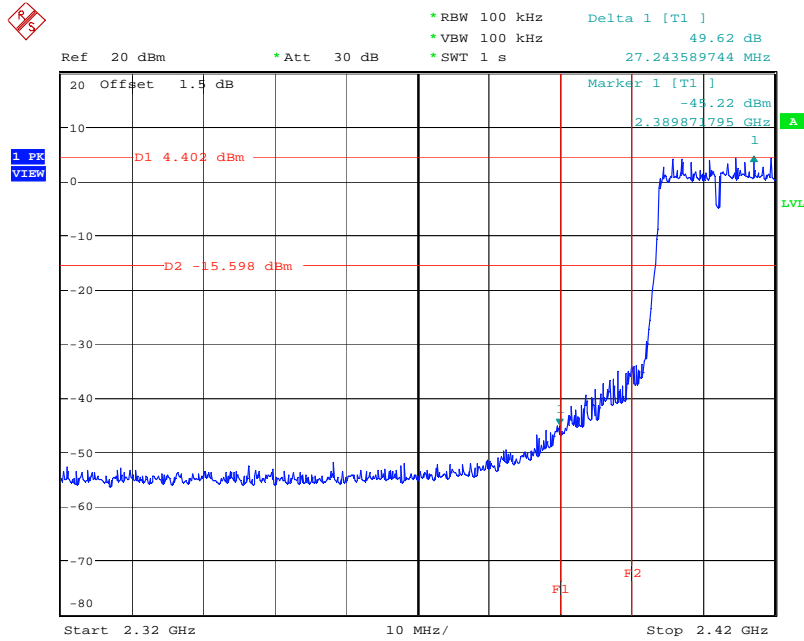
Date: 11.DEC.2007 10:09:10

High Band Edge Plot on Configuration IEEE 802.11b / 2462 MHz / Mode 2



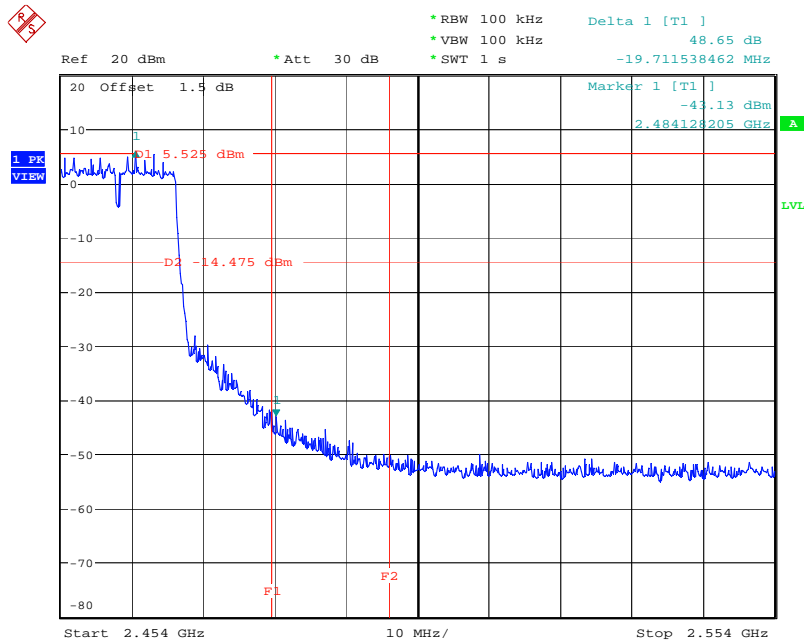
Date: 11.DEC.2007 10:11:03

Low Band Edge Plot on Configuration IEEE 802.11g / 2412 MHz / Mode 2



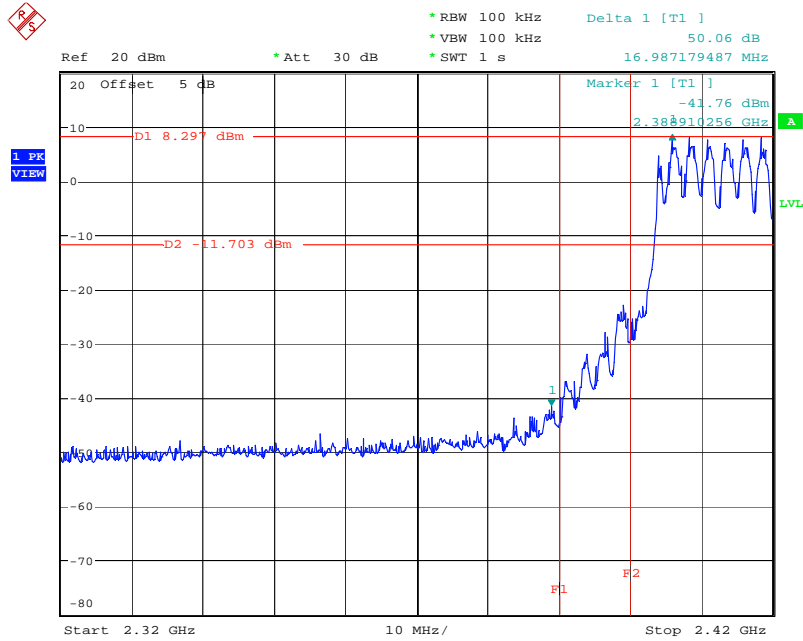
Date: 3.DEC.2007 09:57:40

High Band Edge Plot on Configuration IEEE 802.11g / 2462 MHz / Mode 2



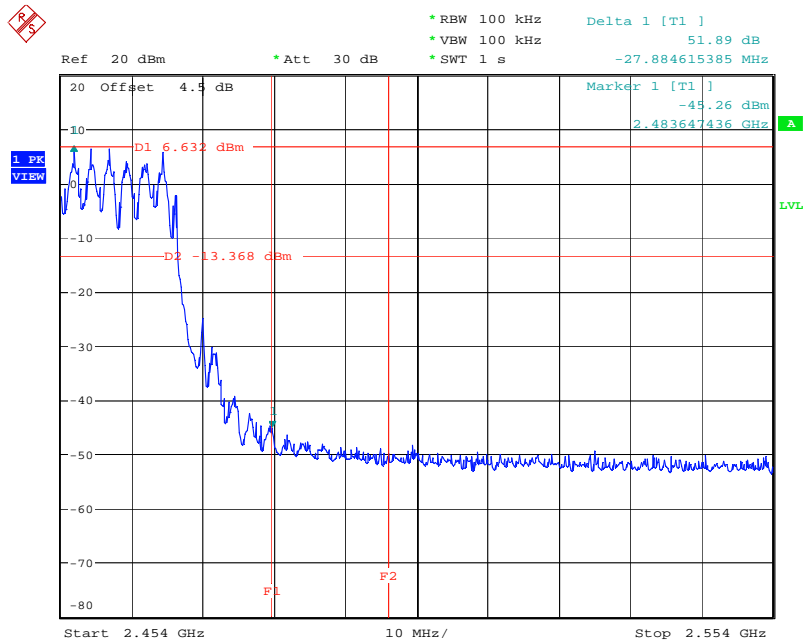
Date: 11.DEC.2007 10:13:11

Low Band Edge Plot on Configuration IEEE 802.11g Ant. 3+Ant. 5 / 2412 MHz / Mode 4



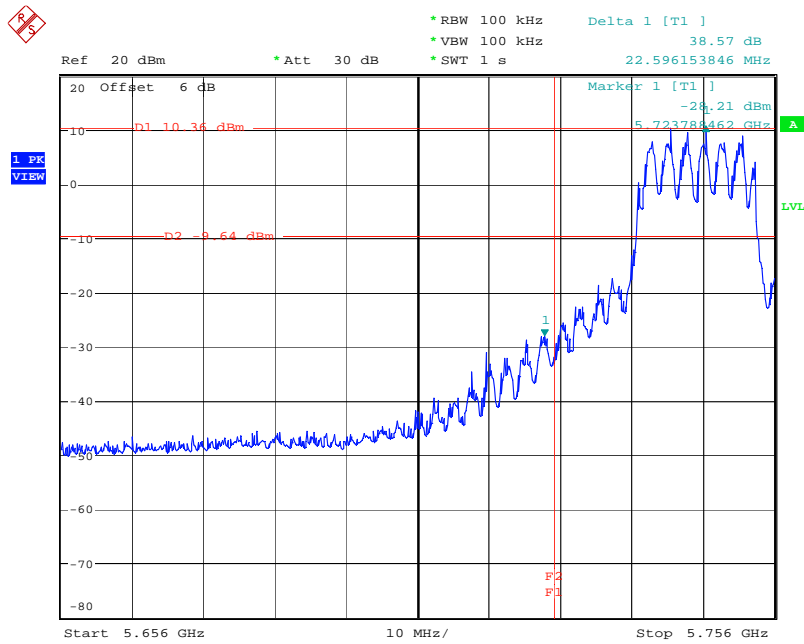
Date: 11.DEC.2007 09:43:26

High Band Edge Plot on Configuration IEEE 802.11g Ant. 3+Ant. 5 / 2462 MHz / Mode 4



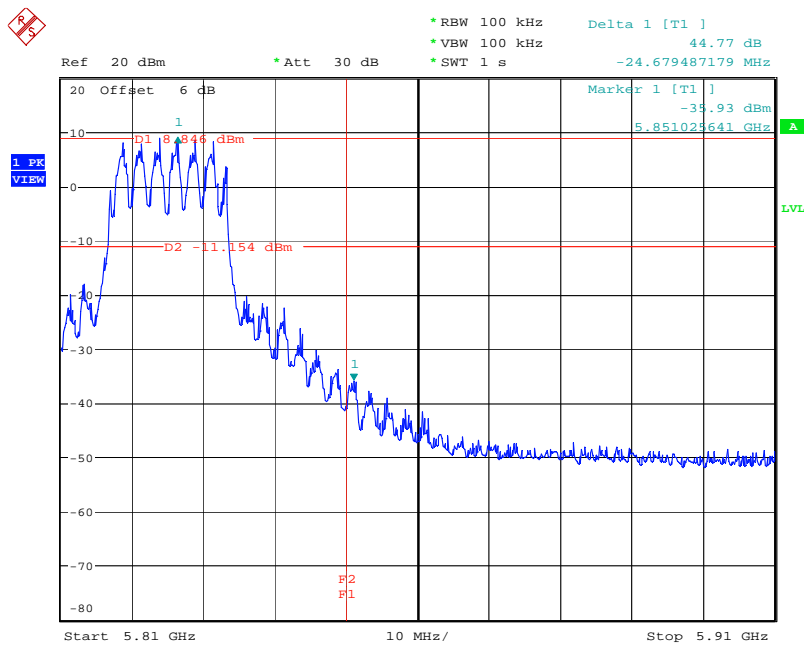
Date: 30.NOV.2007 14:04:01

Low Band Edge Plot on Configuration IEEE 802.11a Ant. 3+Ant. 5 / 5745 MHz / Mode 4



Date: 30.NOV.2007 15:47:32

High Band Edge Plot on Configuration IEEE 802.11a Ant. 3+Ant. 5 / 5825 MHz / Mode 4



Date: 30.NOV.2007 15:44:01

4.7. Antenna Requirements

4.7.1. Limit

Except for special regulations, the Low-power Radio-frequency Devices must not be equipped with any jacket for installing an antenna with extension cable. An intentional radiator shall be designed to ensure that no antenna other than that furnished by the responsible party shall be used with the device. The use of a permanently attached antenna or of an antenna that uses a unique coupling to the intentional radiator shall be considered sufficient to comply with the provisions of this Section. The manufacturer may design the unit so that the user can replace a broken antenna, but the use of a standard antenna jack or electrical connector is prohibited. Further, this requirement does not apply to intentional radiators that must be professionally installed.

4.7.2. Antenna Connector Construction

Please refer to section 3.3 in this test report; antenna connector complied with the requirements.

5. LIST OF MEASURING EQUIPMENTS

| Instrument | Manufacturer | Model No. | Serial No. | Characteristics | Calibration Date | Remark |
|--------------------------|-------------------|----------------|-------------|----------------------|------------------|-----------------------|
| EMC Receiver | R&S | ESCS 30 | 100359 | 9kHz – 2.75GHz | Mar. 01, 2007 | Conduction (CO04-HY) |
| LISN | MessTec | NNB-2/16Z | 99079 | 9kHz – 30MHz | Mar. 31, 2007 | Conduction (CO04-HY) |
| LISN (Support Unit) | EMCO | 3810/2NM | 9703-1839 | 9kHz – 30MHz | Mar. 22, 2007 | Conduction (CO04-HY) |
| RF Cable-CON | UTIFLEX | 3102-26886-4 | CB049 | 9kHz – 30MHz | Apr. 20, 2007 | Conduction (CO04-HY) |
| ISN | SCHAFFNER | ISN T400 | 21653 | 9kHz –30MHz | May 09, 2007 | Conduction (CO04-HY) |
| EMI Filter | LINDGREN | LRE-2030 | 2651 | < 450 Hz | N/A | Conduction (CO04-HY) |
| Isolation Transformer | Erika Fiedler OHG | D-65396 Walluf | 58 | 45MHz-2.15GHz | N/A | Conduction (CO04-HY) |
| 3m Semi Anechoic Chamber | SIDT FRANKONIA | SAC-3M | 03CH03-HY | 30 MHz - 1 GHz 3m | Jun. 14, 2007 | Radiation (03CH03-HY) |
| Amplifier | SCHAFFNER | CPA9231A | 1886 | 9 kHz - 2 GHz | Jan. 22, 2007 | Radiation (03CH03-HY) |
| Amplifier | Agilent | 8449B | 3008A02120 | 1 GHz - 26.5 GHz | Jun. 07, 2007 | Radiation (03CH03-HY) |
| Amplifier | MITEQ | AMF-6F-260400 | 923364 | 26.5 GHz - 40 GHz | Jan. 22, 2007* | Radiation (03CH03-HY) |
| Spectrum Analyzer | R&S | FSP40 | 100305 | 9 kHz - 40 GHz | Sep. 27, 2007 | Radiation (03CH03-HY) |
| Loop Antenna | R&S | HFH2-Z2 | 860004/001 | 9 kHz - 30 MHz | May 23, 2006* | Radiation (03CH03-HY) |
| Bilog Antenna | SCHAFFNER | CBL 6112D | 22237 | 30 MHz – 1 GHz | Jul. 21, 2007 | Radiation (03CH03-HY) |
| Horn Antenna | EMCO | 3115 | 6741 | 1GHz ~ 18GHz | May 04, 2007 | Radiation (03CH03-HY) |
| Horn Antenna | SCHWARZBECK | BBHA9170 | BBHA9170154 | 15 GHz - 40 GHz | NCR | Radiation (03CH03-HY) |
| RF Cable-R03m | Jye Bao | RG142 | CB021 | 30 MHz - 1 GHz | Dec. 03, 2007 | Radiation (03CH03-HY) |
| RF Cable-HIGH | SUHNER | SUCOFLEX 106 | 03CH03-HY | 1 GHz - 40 GHz | Dec. 03, 2007 | Radiation (03CH03-HY) |
| Turn Table | HD | DS 420 | 420/650/00 | 0 – 360 degree | N/A | Radiation (03CH03-HY) |
| Antenna Mast | HD | MA 240 | 240/560/00 | 1 m - 4 m | N/A | Radiation (03CH03-HY) |
| Spectrum Analyzer | R&S | FSP30 | 100023 | 9kHz ~ 30GHz | Dec. 17, 2007 | Conducted (TH01-HY) |
| Power Meter | R&S | NRVS | 100444 | DC ~ 40GHz | Jun. 27, 2007 | Conducted (TH01-HY) |
| Power Sensor | R&S | NRV-Z51 | 100458 | DC ~ 30GHz | Jun. 27, 2007 | Conducted (TH01-HY) |
| Power Sensor | R&S | NRV-Z32 | 100057 | 30MHz ~ 6GHz | Jun. 27, 2007 | Conducted (TH01-HY) |
| AC Power Source | HPC | HPA-500W | HPA-9100024 | AC 0 ~ 300V | May 04, 2007* | Conducted (TH01-HY) |
| DC Power Source | G.W. | GPC-6030D | C671845 | DC 1V ~ 60V | Mar. 03, 2007 | Conducted (TH01-HY) |



| Instrument | Manufacturer | Model No. | Serial No. | Characteristics | Calibration Date | Remark |
|----------------------------|--------------|-----------|------------|-----------------|------------------|---------------------|
| Temp. and Humidity Chamber | KSON | THS-C3L | 612 | N/A | Oct. 01, 2007 | Conducted (TH01-HY) |
| RF CABLE-1m | Jye Bao | RG142 | CB034-1m | 20MHz ~ 7GHz | Dec. 01, 2007 | Conducted (TH01-HY) |
| RF CABLE-2m | Jye Bao | RG142 | CB035-2m | 20MHz ~ 1GHz | Dec. 01, 2007 | Conducted (TH01-HY) |
| Signal Generator | R&S | SMR40 | 100116 | 10MHz ~ 40GHz | Mar. 07, 2007 | Conducted (TH01-HY) |

Note: Calibration Interval of instruments listed above is one year.

* Calibration Interval of instruments listed above is two year.

NCR means Non-Calibration required.

6. TEST LOCATION

| | |
|--------|--|
| SHIJR | ADD : 6Fl., No. 106, Sec. 1, Shintai 5th Rd., Shijr City, Taipei, Taiwan 221, R.O.C. TEL : 886-2-2696-2468 FAX : 886-2-2696-2255 |
| HWA YA | ADD : No. 52, Hwa Ya 1st Rd., Kwei-Shan Hsiang, Tao Yuan Hsien, Taiwan, R.O.C. TEL : 886-3-327-3456 FAX : 886-3-318-0055 |
| LINKOU | ADD : No. 30-2, Dingfu Tsuen, Linkou Shiang, Taipei, Taiwan 244, R.O.C TEL : 886-2-2601-1640 FAX : 886-2-2601-1695 |
| DUNGHU | ADD : No. 3, Lane 238, Kangle St., Neihu Chiu, Taipei, Taiwan 114, R.O.C. TEL : 886-2-2631-4739 FAX : 886-2-2631-9740 |
| JUNGHE | ADD : 7Fl., No. 758, Jungjeng Rd., Junghe City, Taipei, Taiwan 235, R.O.C. TEL : 886-2-8227-2020 FAX : 886-2-8227-2626 |
| NEIHU | ADD : 4Fl., No. 339, Hsin Hu 2 nd Rd., Taipei 114, Taiwan, R.O.C. TEL : 886-2-2794-8886 FAX : 886-2-2794-9777 |
| JHUBEI | ADD : No.8, Lane 724, Bo-ai St., Jhubei City, HsinChu County 302, Taiwan, R.O.C. TEL : 886-3-656-9065 FAX : 886-3-656-9085 |

7. TAF CERTIFICATE OF ACCREDITATION



Certificate No. : L1190-070110

財團法人全國認證基金會
Taiwan Accreditation Foundation

Certificate of Accreditation

This is to certify that

Sporton International Inc.

EMC & Wireless Communications Laboratory

No.52, Hwa Ya 1st Rd., Hwa Ya Technology Park, Kwei-Shan Hsiang, Tao Yuan Hsien,
Taiwan, R.O.C.

is accredited in respect of laboratory

| | |
|--------------------------------|--|
| Accreditation Criteria | : ISO/IEC 17025:2005 |
| Accreditation Number | : 1190 |
| Originally Accredited | : December 15, 2003 |
| Effective Period | : January 10, 2007 to January 09, 2010 |
| Accredited Scope | : Testing Field, see described in the Appendix |
| Specific Accreditation Program | : Accreditation Program for Designated Testing Laboratory for Commodities Inspection Accreditation Program for Telecommunication Equipment Testing Laboratory |



Jay-San Chen
President, Taiwan Accreditation Foundation
Date : January 10, 2007

P1, total 9 pages

The Appendix forms an integral part of this Certificate, which shall be invalid when used without the Appendix.