

APPENDIX A: TEST DATA
Liquid Level Photo

MSL 2450MHz D=155mm



Test Laboratory: Advance Data Technology

N800C-11b 2Tx-CH1-Mode 1

DUT: RangeMax NEXT Wireless Notebook Adapter ; Type: WN511T ; Test Frequency: 2412 MHz

Communication System: 802.11b ; Frequency: 2412 MHz ; Duty Cycle: 1:1 ; Modulation type: CCK
 Medium: MSL2450 Medium parameters used: $f = 2412$ MHz; $\sigma = 1.95$ mho/m; $\epsilon_r = 51.1$; $\rho = 1000$ kg/m³ ; Liquid level : 155 mm

Phantom section: Flat Section ; Separation distance : 13 mm (The bottom side of the EUT to the Phantom)
 Antenna type : Printed Antenna ; Air temp. : 23.3 degrees ; Liquid temp. : 22.1 degrees

DASY4 Configuration:

- Probe: ET3DV6 - SN1687 ; ConvF(4.13, 4.13, 4.13) ; Calibrated: 2005/9/15
- Sensor-Surface: 4mm (Mechanical Surface Detection)
- Electronics: DAE3 Sn510 ; Calibrated: 2005/8/17
- Phantom: SAM 12 ; Type: SAM V4.0 ; Serial: TP 1202
- Measurement SW: DASY4, V4.6 Build 23 ; Postprocessing SW: SEMCAD, V1.8 Build 161

Low Channel 1/Area Scan (7x11x1): Measurement grid: dx=15mm, dy=15mm
 Maximum value of SAR (measured) = 0.953 mW/g

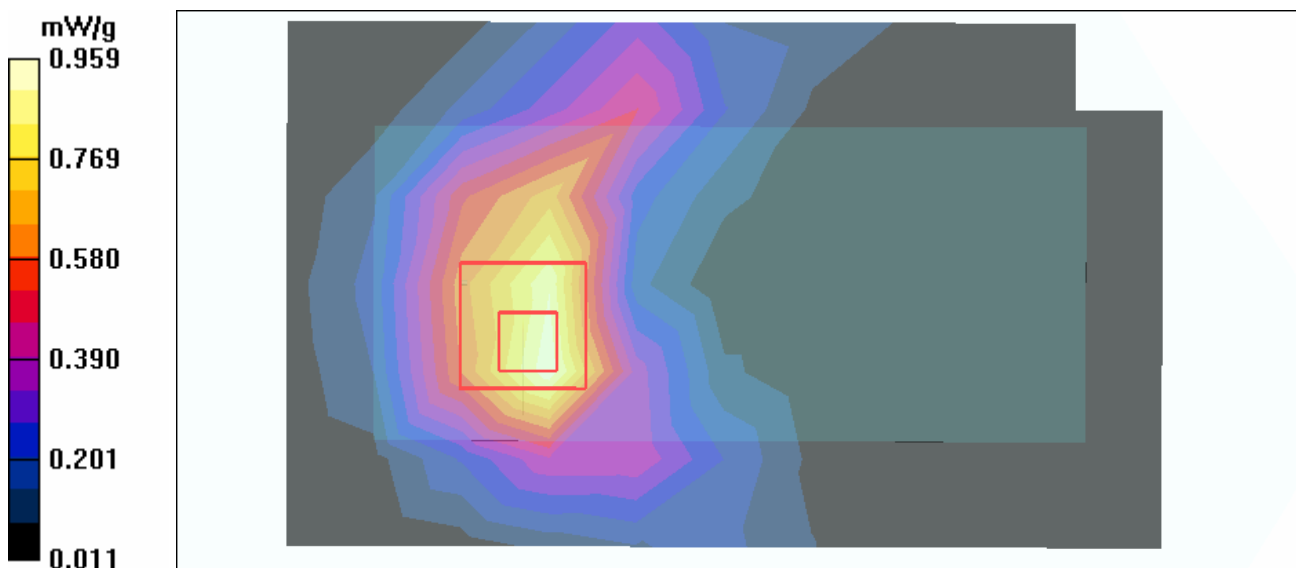
Low Channel 1/Zoom Scan (7x7x7) (7x7x7)/Cube 0: Measurement grid: dx=5mm, dy=5mm, dz=5mm

Reference Value = 25.6 V/m

Peak SAR (extrapolated) = 1.92 W/kg

SAR(1 g) = 0.908 mW/g; SAR(10 g) = 0.480 mW/g

Maximum value of SAR (measured) = 0.959 mW/g



Test Laboratory: Advance Data Technology

N800C-11b 2Tx-CH6-Mode 1

DUT: RangeMax NEXT Wireless Notebook Adapter ; Type: WN511T ; Test Frequency: 2437 MHz

Communication System: 802.11b ; Frequency: 2437 MHz ; Duty Cycle: 1:1 ; Modulation type: CCK
 Medium: MSL2450 Medium parameters used: $f = 2437$ MHz; $\sigma = 1.99$ mho/m; $\epsilon_r = 51$; $\rho = 1000$ kg/m³ ; Liquid level : 155 mm

Phantom section: Flat Section ; Separation distance : 13 mm (The bottom side of the EUT to the Phantom)
 Antenna type : Printed Antenna ; Air temp. : 23.3 degrees ; Liquid temp. : 22.1 degrees

DASY4 Configuration:

- Probe: ET3DV6 - SN1687 ; ConvF(4.13, 4.13, 4.13) ; Calibrated: 2005/9/15
- Sensor-Surface: 4mm (Mechanical Surface Detection)
- Electronics: DAE3 Sn510 ; Calibrated: 2005/8/17
- Phantom: SAM 12 ; Type: SAM V4.0 ; Serial: TP 1202
- Measurement SW: DASY4, V4.6 Build 23 ; Postprocessing SW: SEMCAD, V1.8 Build 161

Mid Channel 6/Area Scan (7x11x1): Measurement grid: dx=15mm, dy=15mm
 Maximum value of SAR (measured) = 1.24 mW/g

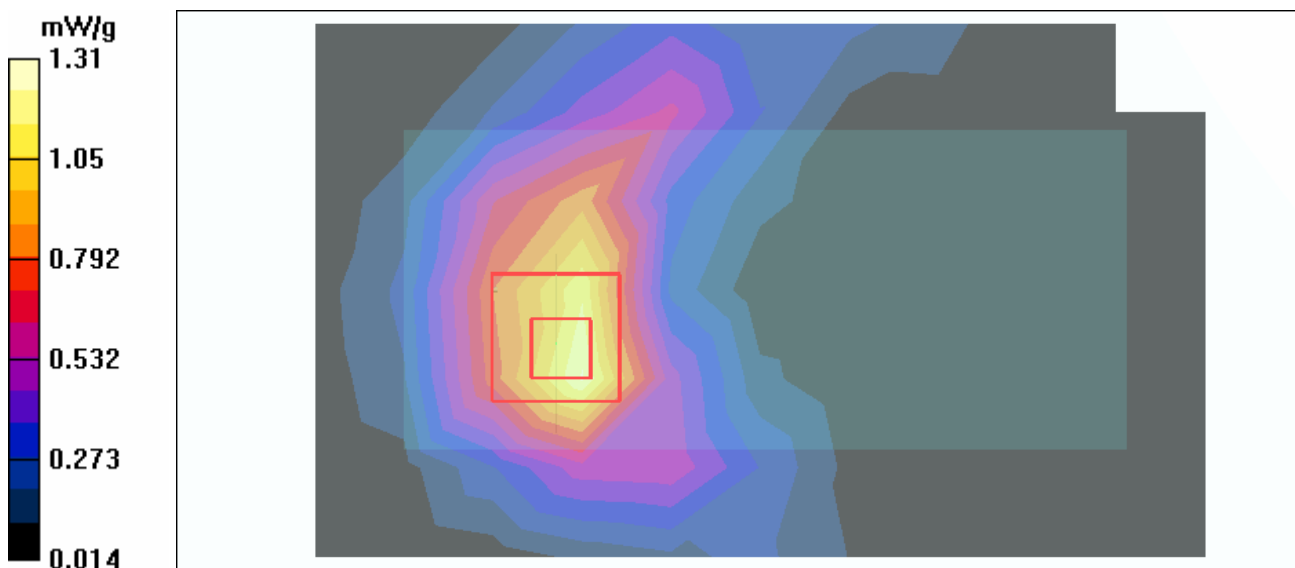
Mid Channel 6/Zoom Scan (7x7x7) (7x7x7)/Cube 0: Measurement grid: dx=5mm, dy=5mm, dz=5mm

Reference Value = 26.6 V/m

Peak SAR (extrapolated) = 2.65 W/kg

SAR(1 g) = 1.22 mW/g; SAR(10 g) = 0.636 mW/g

Maximum value of SAR (measured) = 1.31 mW/g



Test Laboratory: Advance Data Technology

N800C-11b 2Tx-CH11-Mode 1

DUT: RangeMax NEXT Wireless Notebook Adapter ; Type: WN511T ; Test Frequency: 2462 MHz

Communication System: 802.11b ; Frequency: 2462 MHz ; Duty Cycle: 1:1 ; Modulation type: CCK
 Medium: MSL2450 Medium parameters used: $f = 2462$ MHz; $\sigma = 2.04$ mho/m; $\epsilon_r = 51$; $\rho = 1000$ kg/m³ ; Liquid level : 155 mm

Phantom section: Flat Section ; Separation distance : 13 mm (The bottom side of the EUT to the Phantom)
 Antenna type : Printed Antenna ; Air temp. : 23.3 degrees ; Liquid temp. : 22.1 degrees

DASY4 Configuration:

- Probe: ET3DV6 - SN1687 ; ConvF(4.13, 4.13, 4.13) ; Calibrated: 2005/9/15
- Sensor-Surface: 4mm (Mechanical Surface Detection)
- Electronics: DAE3 Sn510 ; Calibrated: 2005/8/17
- Phantom: SAM 12 ; Type: SAM V4.0 ; Serial: TP 1202
- Measurement SW: DASY4, V4.6 Build 23 ; Postprocessing SW: SEMCAD, V1.8 Build 161

High Channel 11/Area Scan (7x11x1): Measurement grid: dx=15mm, dy=15mm
 Maximum value of SAR (measured) = 1.13 mW/g

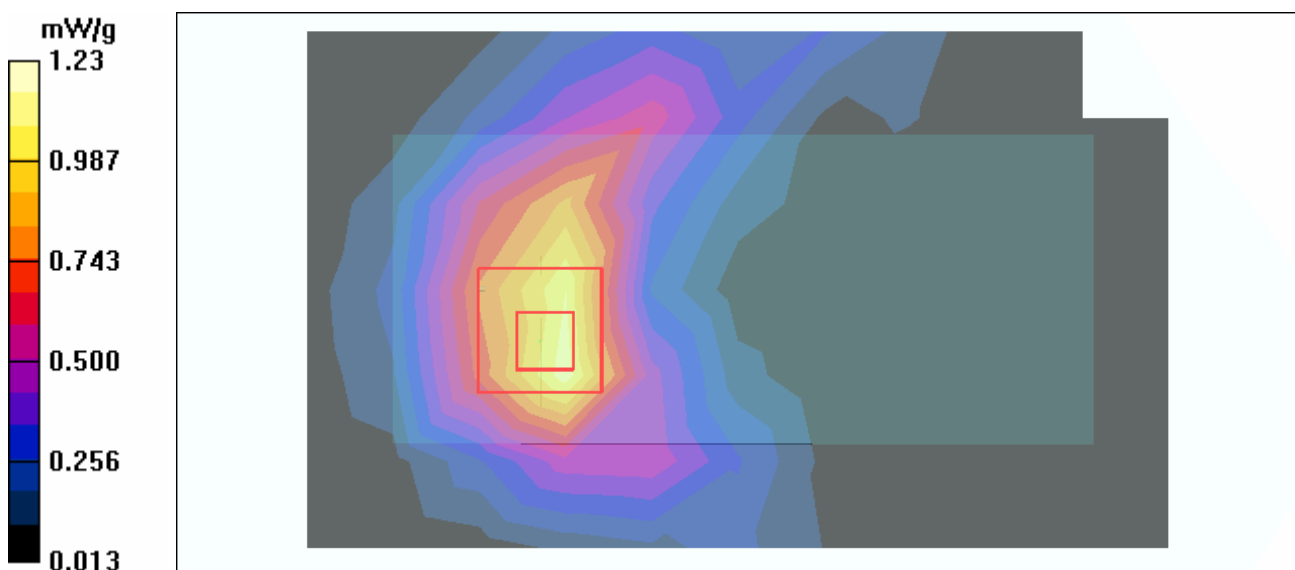
High Channel 11/Zoom Scan (7x7x7) (7x7x7)/Cube 0: Measurement grid: dx=5mm, dy=5mm, dz=5mm

Reference Value = 26.0 V/m

Peak SAR (extrapolated) = 2.51 W/kg

SAR(1 g) = 1.15 mW/g; SAR(10 g) = 0.600 mW/g

Maximum value of SAR (measured) = 1.23 mW/g



Test Laboratory: Advance Data Technology

N800C-11g 2Tx-CH1-Mode 2

DUT: RangeMax NEXT Wireless Notebook Adapter ; Type: WN511T ; Test Frequency: 2412 MHz

Communication System: 802.11g ; Frequency: 2412 MHz ; Duty Cycle: 1:1 ; Modulation type: OFDM
Medium: MSL2450 Medium parameters used: $f = 2412$ MHz; $\sigma = 1.95$ mho/m; $\epsilon_r = 51.1$; $\rho = 1000$ kg/m³ ; Liquid level : 155 mm

Phantom section: Flat Section ; Separation distance : 13 mm (The bottom side of the EUT to the Phantom)
Antenna type : Printed Antenna ; Air temp. : 23.3 degrees ; Liquid temp. : 22.1 degrees

DASY4 Configuration:

- Probe: ET3DV6 - SN1687 ; ConvF(4.13, 4.13, 4.13) ; Calibrated: 2005/9/15
- Sensor-Surface: 4mm (Mechanical Surface Detection)
- Electronics: DAE3 Sn510 ; Calibrated: 2005/8/17
- Phantom: SAM 12 ; Type: SAM V4.0 ; Serial: TP 1202
- Measurement SW: DASY4, V4.6 Build 23 ; Postprocessing SW: SEMCAD, V1.8 Build 161

Low Channel 1/Area Scan (7x11x1): Measurement grid: dx=15mm, dy=15mm

Maximum value of SAR (measured) = 0.424 mW/g

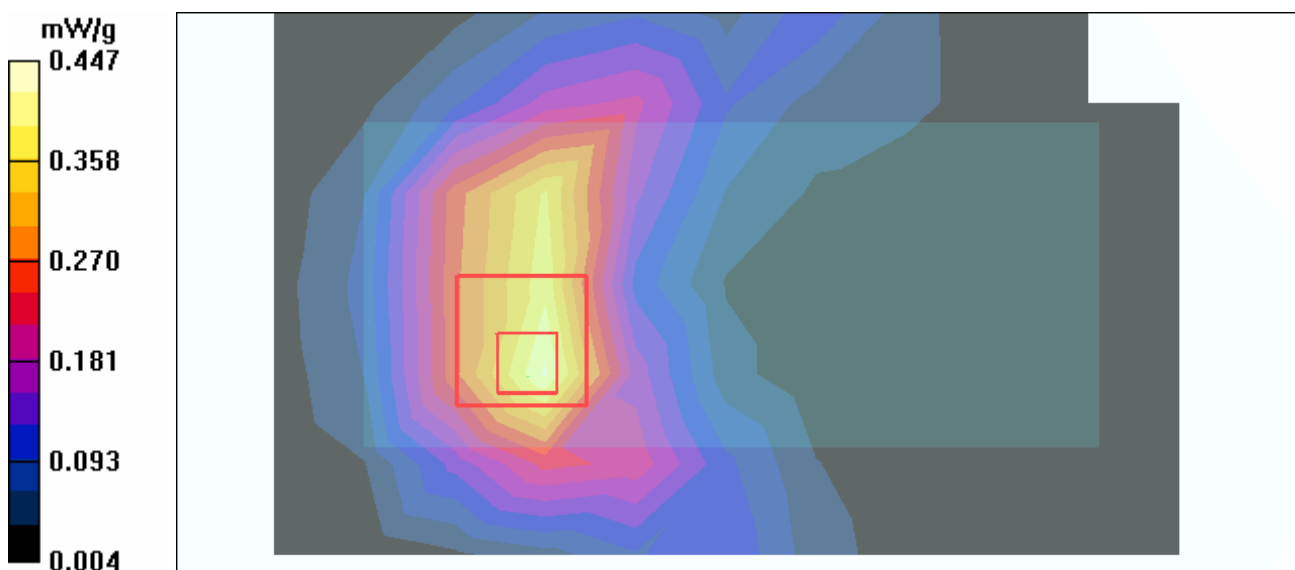
Low Channel 1/Zoom Scan (7x7x7) (7x7x7)/Cube 0: Measurement grid: dx=5mm, dy=5mm, dz=5mm

Reference Value = 14.6 V/m

Peak SAR (extrapolated) = 0.876 W/kg

SAR(1 g) = 0.413 mW/g; SAR(10 g) = 0.218 mW/g

Maximum value of SAR (measured) = 0.447 mW/g



Test Laboratory: Advance Data Technology

N800C-11g 2Tx-CH6-Mode 2

DUT: RangeMax NEXT Wireless Notebook Adapter ; Type: WN511T ; Test Frequency: 2437 MHz

Communication System: 802.11g ; Frequency: 2437 MHz ; Duty Cycle: 1:1 ; Modulation type: OFDM
 Medium: MSL2450 Medium parameters used: $f = 2437$ MHz; $\sigma = 1.99$ mho/m; $\epsilon_r = 51$; $\rho = 1000$ kg/m³ ; Liquid level : 155 mm

Phantom section: Flat Section ; Separation distance : 13 mm (The bottom side of the EUT to the Phantom)
 Antenna type : Printed Antenna ; Air temp. : 23.3 degrees ; Liquid temp. : 22.1 degrees

DASY4 Configuration:

- Probe: ET3DV6 - SN1687 ; ConvF(4.13, 4.13, 4.13) ; Calibrated: 2005/9/15
- Sensor-Surface: 4mm (Mechanical Surface Detection)
- Electronics: DAE3 Sn510 ; Calibrated: 2005/8/17
- Phantom: SAM 12 ; Type: SAM V4.0 ; Serial: TP 1202
- Measurement SW: DASY4, V4.6 Build 23 ; Postprocessing SW: SEMCAD, V1.8 Build 161

Mid Channel 6/Area Scan (7x11x1): Measurement grid: dx=15mm, dy=15mm

Maximum value of SAR (measured) = 1.02 mW/g

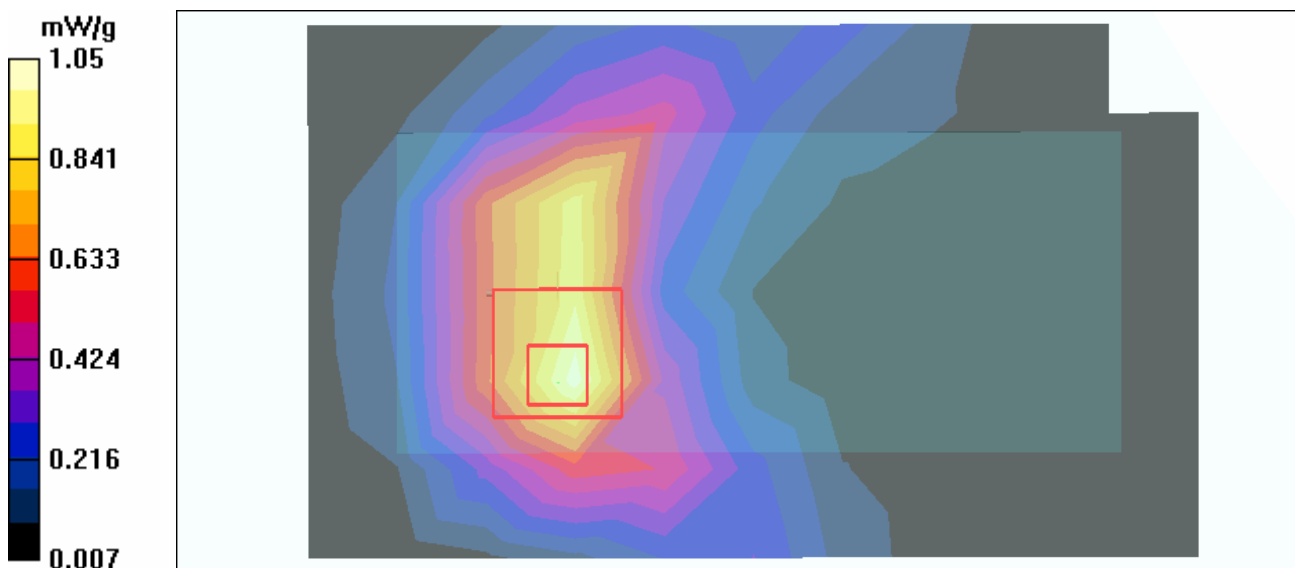
Mid Channel 6/Zoom Scan (7x7x7) (7x7x7)/Cube 0: Measurement grid: dx=5mm, dy=5mm, dz=5mm

Reference Value = 23.6 V/m

Peak SAR (extrapolated) = 2.11 W/kg

SAR(1 g) = 0.979 mW/g; SAR(10 g) = 0.512 mW/g

Maximum value of SAR (measured) = 1.05 mW/g



Test Laboratory: Advance Data Technology

N800C-11g 2Tx-CH11-Mode 2**DUT: RangeMax NEXT Wireless Notebook Adapter ; Type: WN511T ; Test Frequency: 2462 MHz**

Communication System: 802.11g ; Frequency: 2462 MHz ; Duty Cycle: 1:1 ; Modulation type: OFDM
Medium: MSL2450 Medium parameters used: $f = 2462$ MHz; $\sigma = 2.04$ mho/m; $\epsilon_r = 51$; $\rho = 1000$ kg/m³ ; Liquid level : 155 mm

Phantom section: Flat Section ; Separation distance : 13 mm (The bottom side of the EUT to the Phantom)

Antenna type : Printed Antenna ; Air temp. : 23.3 degrees ; Liquid temp. : 22.1 degrees

DASY4 Configuration:

- Probe: ET3DV6 - SN1687 ; ConvF(4.13, 4.13, 4.13) ; Calibrated: 2005/9/15
- Sensor-Surface: 4mm (Mechanical Surface Detection)
- Electronics: DAE3 Sn510 ; Calibrated: 2005/8/17
- Phantom: SAM 12 ; Type: SAM V4.0 ; Serial: TP 1202
- Measurement SW: DASY4, V4.6 Build 23 ; Postprocessing SW: SEMCAD, V1.8 Build 161

High Channel 11/Area Scan (7x11x1): Measurement grid: dx=15mm, dy=15mm

Maximum value of SAR (measured) = 0.385 mW/g

High Channel 11/Zoom Scan (7x7x7) (7x7x7)/Cube 0: Measurement grid: dx=5mm, dy=5mm, dz=5mm

Reference Value = 15.1 V/m

Peak SAR (extrapolated) = 0.662 W/kg

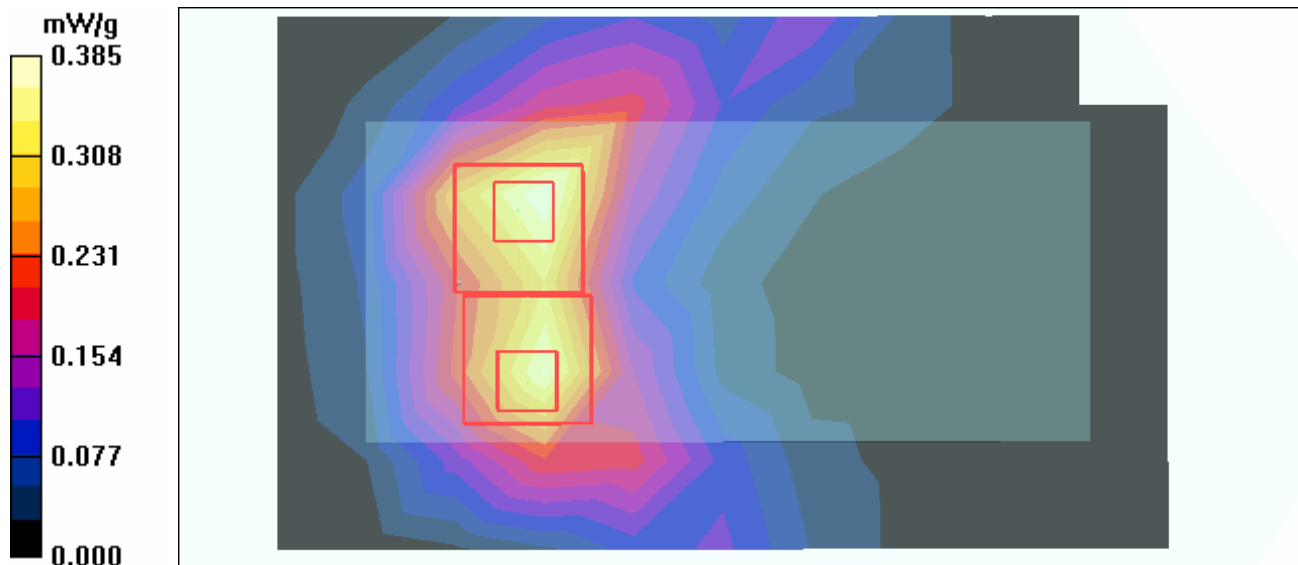
SAR(1 g) = 0.323 mW/g; SAR(10 g) = 0.170 mW/g

Maximum value of SAR (measured) = 0.352 mW/g

High Channel 11/Zoom Scan (7x7x7) (7x7x7)/Cube 1: Measurement grid: dx=5mm, dy=5mm, dz=5mm

Reference Value = 15.1 V/m

Peak SAR (extrapolated) = 0.706 W/kg

SAR(1 g) = 0.327 mW/g; SAR(10 g) = 0.173 mW/g

Test Laboratory: Advance Data Technology

N800C-SPAN20 2Tx-CH1-Mode 3

DUT: RangeMax NEXT Wireless Notebook Adapter ; Type: WN511T ; Test Frequency: 2412 MHz

Communication System: 802.11n ; Frequency: 2412 MHz ; Duty Cycle: 1:1 ; Modulation type: OFDM

Medium: MSL2450 Medium parameters used: $f = 2412$ MHz; $\sigma = 1.95$ mho/m; $\epsilon_r = 51.1$; $\rho = 1000$

kg/m^3 ; Liquid level : 155 mm

Phantom section: Flat Section ; Separation distance : 13 mm (The bottom side of the EUT to the Phantom)

Antenna type : Printed Antenna ; Air temp. : 23.3 degrees ; Liquid temp. : 22.1 degrees

DASY4 Configuration:

- Probe: ET3DV6 - SN1687 ; ConvF(4.13, 4.13, 4.13) ; Calibrated: 2005/9/15
- Sensor-Surface: 4mm (Mechanical Surface Detection)
- Electronics: DAE3 Sn510 ; Calibrated: 2005/8/17
- Phantom: SAM 12 ; Type: SAM V4.0 ; Serial: TP 1202
- Measurement SW: DASY4, V4.6 Build 23 ; Postprocessing SW: SEMCAD, V1.8 Build 161

Low Channel 1/Area Scan (7x11x1): Measurement grid: $dx=15\text{mm}$, $dy=15\text{mm}$

Maximum value of SAR (measured) = 0.399 mW/g

Low Channel 1/Zoom Scan (7x7x7) (7x7x7)/Cube 0: Measurement grid: $dx=5\text{mm}$, $dy=5\text{mm}$, $dz=5\text{mm}$

Reference Value = 12.5 V/m

Peak SAR (extrapolated) = 0.890 W/kg

SAR(1 g) = 0.406 mW/g; SAR(10 g) = 0.203 mW/g

Maximum value of SAR (measured) = 0.445 mW/g

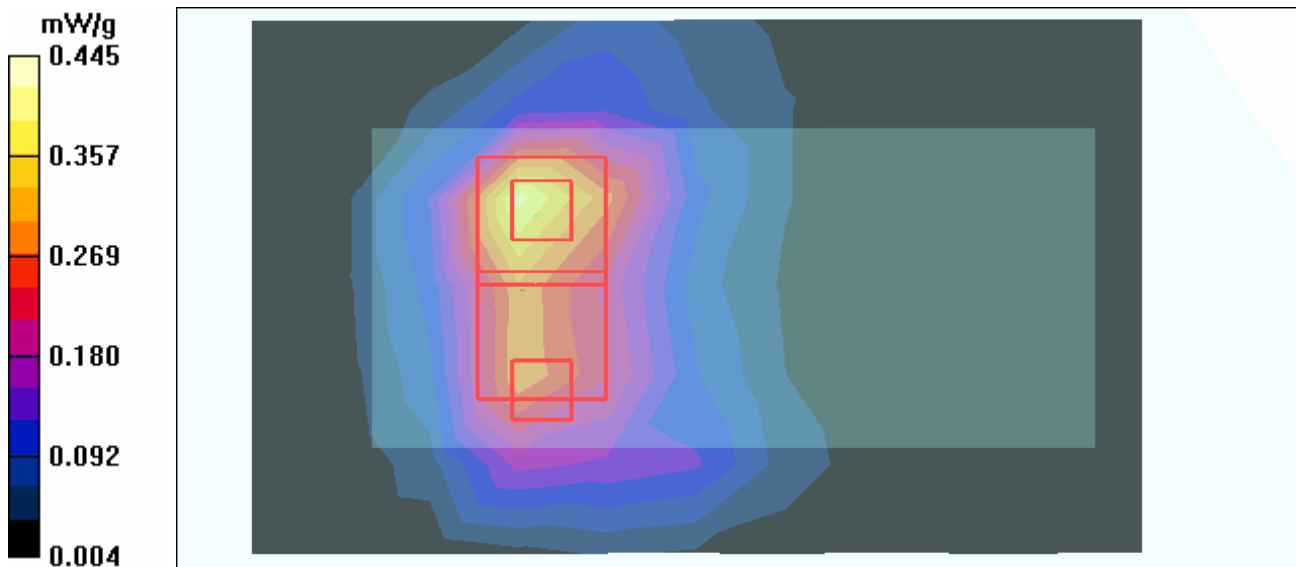
Low Channel 1/Zoom Scan (7x7x7) (7x7x7)/Cube 1: Measurement grid: $dx=5\text{mm}$, $dy=5\text{mm}$, $dz=5\text{mm}$

Reference Value = 12.5 V/m

Peak SAR (extrapolated) = 0.673 W/kg

SAR(1 g) = 0.295 mW/g; SAR(10 g) = 0.155 mW/g

Maximum value of SAR (measured) = 0.341 mW/g



Test Laboratory: Advance Data Technology

N800C-SPAN20 2Tx-CH6-Mode 3

DUT: RangeMax NEXT Wireless Notebook Adapter ; Type: WN511T ; Test Frequency: 2437 MHz

Communication System: 802.11n ; Frequency: 2437 MHz ; Duty Cycle: 1:1 ; Modulation type: OFDM

Medium: MSL2450 Medium parameters used: $f = 2437 \text{ MHz}$; $\sigma = 1.99 \text{ mho/m}$; $\epsilon_r = 51$; $\rho = 1000$

kg/m^3 ; Liquid level : 155 mm

Phantom section: Flat Section ; Separation distance : 13 mm (The bottom side of the EUT to the Phantom)

Antenna type : Printed Antenna ; Air temp. : 23.3 degrees ; Liquid temp. : 22.1 degrees

DASY4 Configuration:

- Probe: ET3DV6 - SN1687 ; ConvF(4.13, 4.13, 4.13) ; Calibrated: 2005/9/15

- Sensor-Surface: 4mm (Mechanical Surface Detection)

- Electronics: DAE3 Sn510 ; Calibrated: 2005/8/17

- Phantom: SAM 12 ; Type: SAM V4.0 ; Serial: TP 1202

- Measurement SW: DASY4, V4.6 Build 23 ; Postprocessing SW: SEMCAD, V1.8 Build 161

Mid Channel 6/Area Scan (7x11x1): Measurement grid: $dx=15\text{mm}$, $dy=15\text{mm}$

Maximum value of SAR (measured) = 0.994 mW/g

Mid Channel 6/Zoom Scan (7x7x7) (7x7x7)/Cube 0: Measurement grid: $dx=5\text{mm}$, $dy=5\text{mm}$, $dz=5\text{mm}$

Reference Value = 20.3 V/m

Peak SAR (extrapolated) = 2.06 W/kg

SAR(1 g) = 0.950 mW/g; SAR(10 g) = 0.473 mW/g

Maximum value of SAR (measured) = 1.04 mW/g

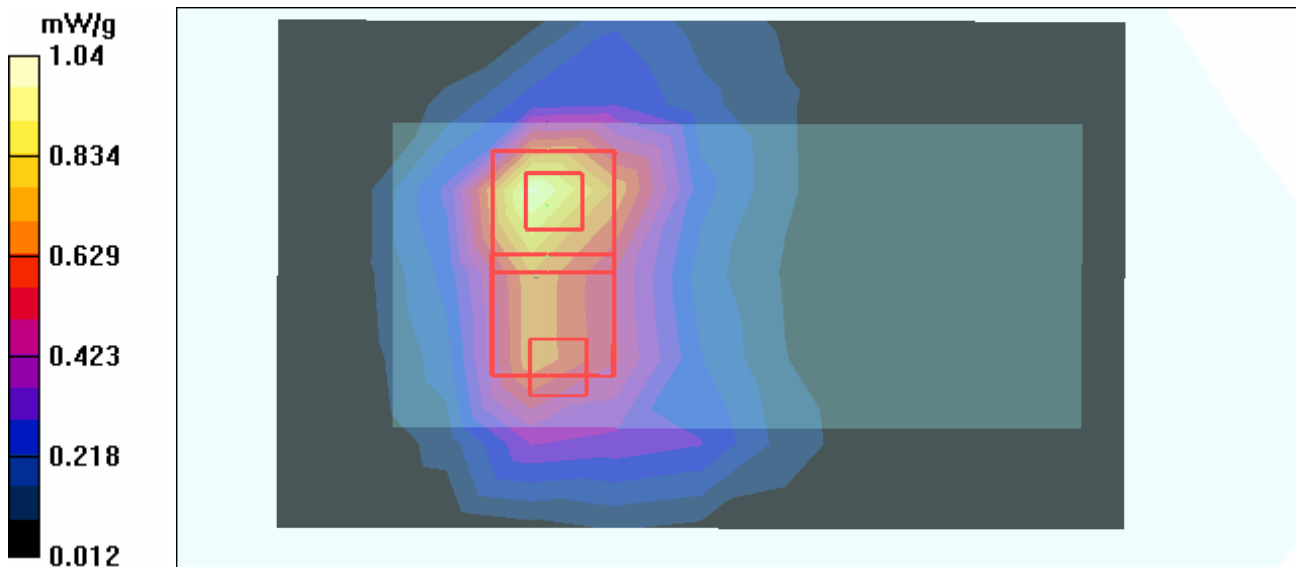
Mid Channel 6/Zoom Scan (7x7x7) (7x7x7)/Cube 1: Measurement grid: $dx=5\text{mm}$, $dy=5\text{mm}$, $dz=5\text{mm}$

Reference Value = 20.3 V/m

Peak SAR (extrapolated) = 1.51 W/kg

SAR(1 g) = 0.660 mW/g; SAR(10 g) = 0.352 mW/g

Maximum value of SAR (measured) = 0.779 mW/g



Test Laboratory: Advance Data Technology

N800C-SPAN20 2Tx-CH11-Mode 3

DUT: RangeMax NEXT Wireless Notebook Adapter ; Type: WN511T ; Test Frequency: 2462 MHz

Communication System: 802.11n ; Frequency: 2462 MHz ; Duty Cycle: 1:1 ; Modulation type: OFDM

Medium: MSL2450 Medium parameters used: $f = 2462$ MHz; $\sigma = 2.04$ mho/m; $\epsilon_r = 51$; $\rho = 1000$

kg/m³ ; Liquid level : 155 mm

Phantom section: Flat Section ; Separation distance : 13 mm (The bottom side of the EUT to the Phantom)

Antenna type : Printed Antenna ; Air temp. : 23.3 degrees ; Liquid temp. : 22.1 degrees

DASY4 Configuration:

- Probe: ET3DV6 - SN1687 ; ConvF(4.13, 4.13, 4.13) ; Calibrated: 2005/9/15

- Sensor-Surface: 4mm (Mechanical Surface Detection)

- Electronics: DAE3 Sn510 ; Calibrated: 2005/8/17

- Phantom: SAM 12 ; Type: SAM V4.0 ; Serial: TP 1202

- Measurement SW: DASY4, V4.6 Build 23 ; Postprocessing SW: SEMCAD, V1.8 Build 161

High Channel 11/Area Scan (7x11x1): Measurement grid: dx=15mm, dy=15mm

Maximum value of SAR (measured) = 0.417 mW/g

High Channel 11/Zoom Scan (7x7x7) (7x7x7)/Cube 0: Measurement grid: dx=5mm, dy=5mm, dz=5mm

Reference Value = 13.7 V/m

Peak SAR (extrapolated) = 0.749 W/kg

SAR(1 g) = 0.355 mW/g; SAR(10 g) = 0.180 mW/g

Maximum value of SAR (measured) = 0.389 mW/g

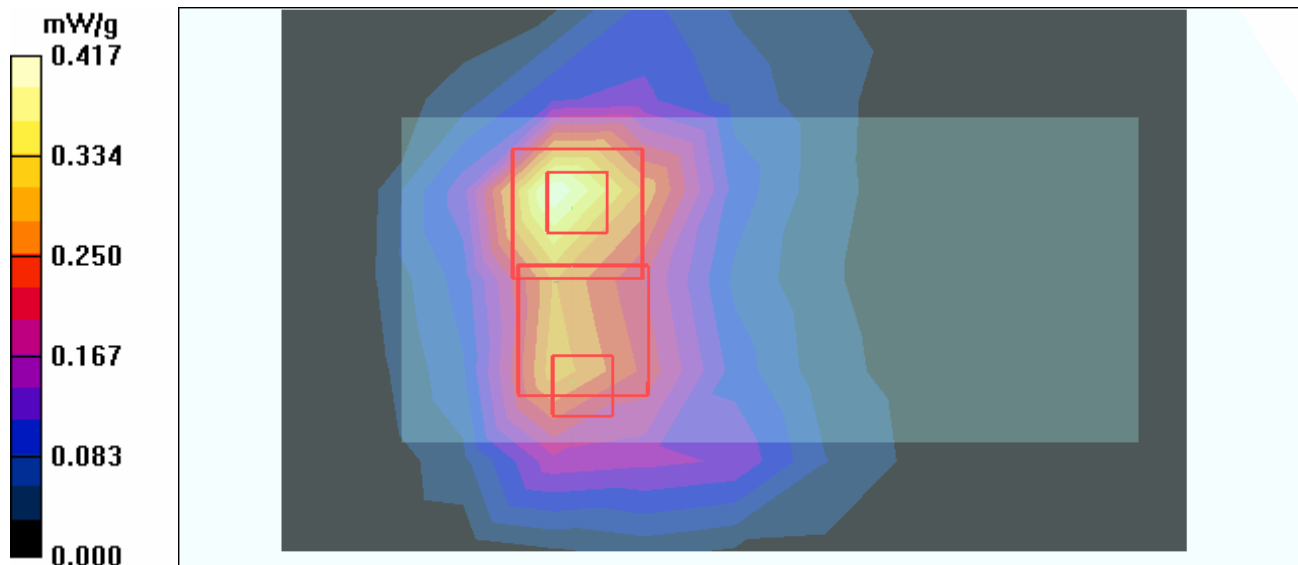
High Channel 11/Zoom Scan (7x7x7) (7x7x7)/Cube 1: Measurement grid: dx=5mm, dy=5mm, dz=5mm

Reference Value = 13.7 V/m

Peak SAR (extrapolated) = 0.615 W/kg

SAR(1 g) = 0.270 mW/g; SAR(10 g) = 0.138 mW/g

Maximum value of SAR (measured) = 0.295 mW/g



Test Laboratory: Advance Data Technology

N800C-SPAN40 2Tx-CH3-Mode 4

DUT: RangeMax NEXT Wireless Notebook Adapter ; Type: WN511T ; Test Frequency: 2422 MHz

Communication System: 802.11n ; Frequency: 2422 MHz ; Duty Cycle: 1:1 ; Modulation type: OFDM
 Medium: MSL2450 Medium parameters used: $f = 2422 \text{ MHz}$; $\sigma = 1.96 \text{ mho/m}$; $\epsilon_r = 51$; $\rho = 1000 \text{ kg/m}^3$; Liquid level : 155 mm

Phantom section: Flat Section ; Separation distance : 13 mm (The bottom side of the EUT to the Phantom)
 Antenna type : Printed Antenna ; Air temp. : 23.3 degrees ; Liquid temp. : 22.1 degrees

DASY4 Configuration:

- Probe: ET3DV6 - SN1687 ; ConvF(4.13, 4.13, 4.13) ; Calibrated: 2005/9/15
- Sensor-Surface: 4mm (Mechanical Surface Detection)
- Electronics: DAE3 Sn510 ; Calibrated: 2005/8/17
- Phantom: SAM 12 ; Type: SAM V4.0 ; Serial: TP 1202
- Measurement SW: DASY4, V4.6 Build 23 ; Postprocessing SW: SEMCAD, V1.8 Build 161

Low Channel 3/Area Scan (7x11x1): Measurement grid: $dx=15\text{mm}$, $dy=15\text{mm}$
 Maximum value of SAR (measured) = 0.326 mW/g

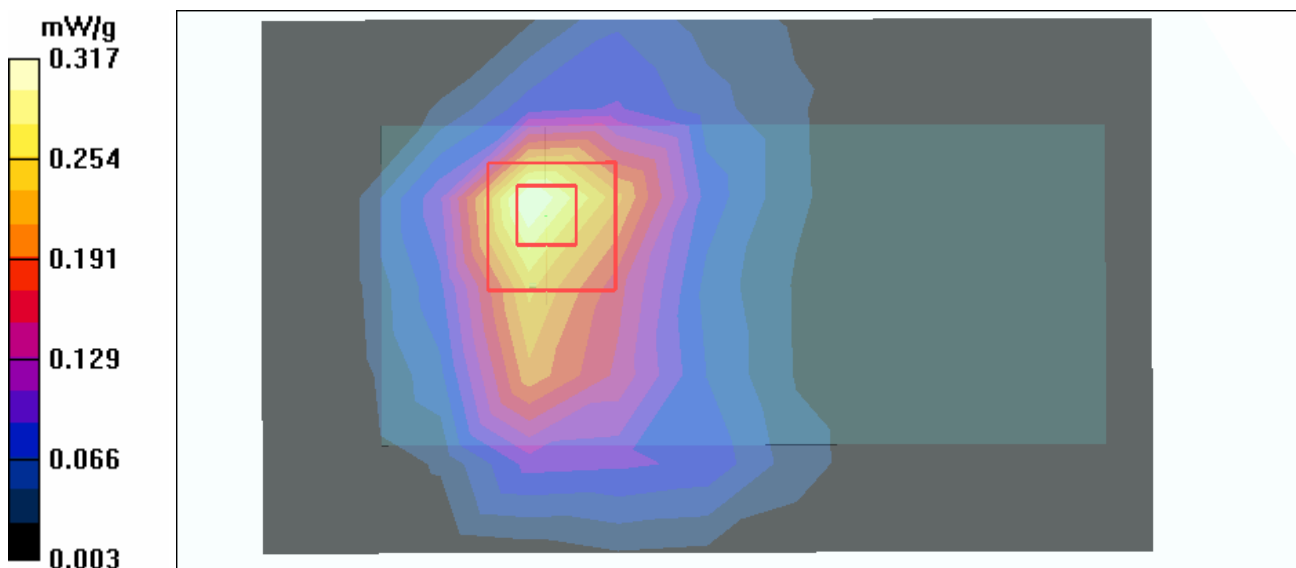
Low Channel 3/Zoom Scan (7x7x7) (7x7x7)/Cube 0: Measurement grid: $dx=5\text{mm}$, $dy=5\text{mm}$, $dz=5\text{mm}$

Reference Value = 12.7 V/m

Peak SAR (extrapolated) = 0.606 W/kg

SAR(1 g) = 0.287 mW/g; SAR(10 g) = 0.145 mW/g

Maximum value of SAR (measured) = 0.317 mW/g



Test Laboratory: Advance Data Technology

N800C-SPAN40 2Tx-CH6-Mode 4

DUT: RangeMax NEXT Wireless Notebook Adapter ; Type: WN511T ; Test Frequency: 2437 MHz

Communication System: 802.11n ; Frequency: 2437 MHz ; Duty Cycle: 1:1 ; Modulation type: OFDM
 Medium: MSL2450 Medium parameters used: $f = 2437$ MHz; $\sigma = 1.99$ mho/m; $\epsilon_r = 51$; $\rho = 1000$ kg/m³ ; Liquid level : 155 mm

Phantom section: Flat Section ; Separation distance : 13 mm (The bottom side of the EUT to the Phantom)
 Antenna type : Printed Antenna ; Air temp. : 23.3 degrees ; Liquid temp. : 22.1 degrees

DASY4 Configuration:

- Probe: ET3DV6 - SN1687 ; ConvF(4.13, 4.13, 4.13) ; Calibrated: 2005/9/15
- Sensor-Surface: 4mm (Mechanical Surface Detection)
- Electronics: DAE3 Sn510 ; Calibrated: 2005/8/17
- Phantom: SAM 12 ; Type: SAM V4.0 ; Serial: TP 1202
- Measurement SW: DASY4, V4.6 Build 23 ; Postprocessing SW: SEMCAD, V1.8 Build 161

Mid Channel 6/Area Scan (7x11x1): Measurement grid: dx=15mm, dy=15mm
 Maximum value of SAR (measured) = 0.598 mW/g

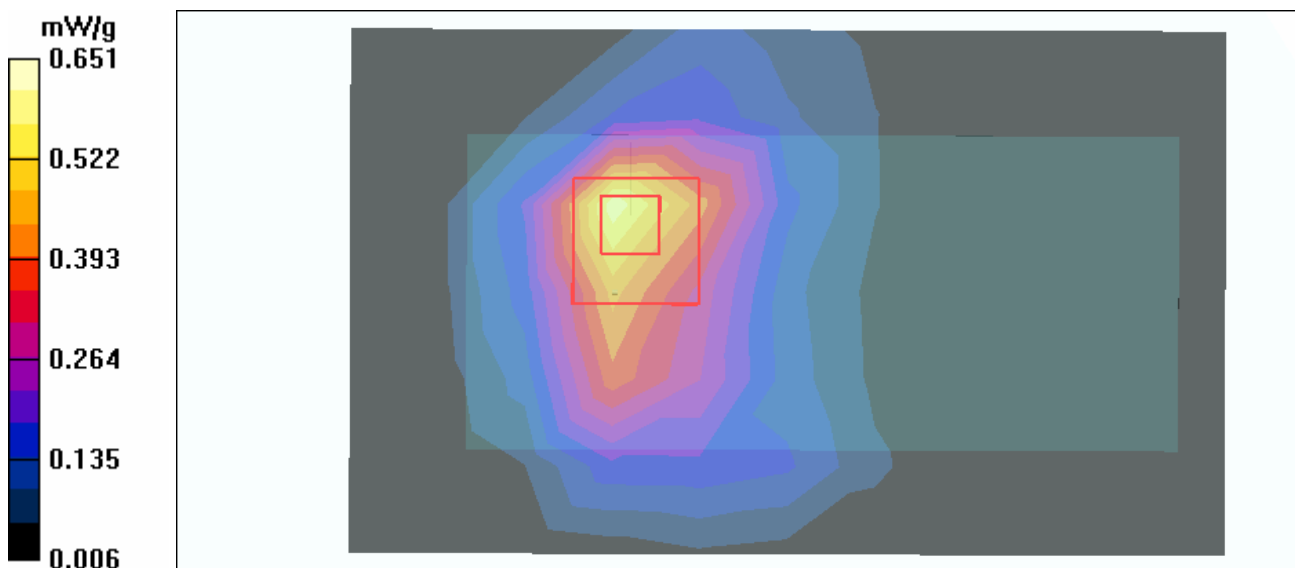
Mid Channel 6/Zoom Scan (7x7x7) (7x7x7)/Cube 0: Measurement grid: dx=5mm, dy=5mm, dz=5mm

Reference Value = 16.7 V/m

Peak SAR (extrapolated) = 1.27 W/kg

SAR(1 g) = 0.593 mW/g; SAR(10 g) = 0.301 mW/g

Maximum value of SAR (measured) = 0.651 mW/g



Test Laboratory: Advance Data Technology

N800C-SPAN40 2Tx-CH9-Mode 4

DUT: RangeMax NEXT Wireless Notebook Adapter ; Type: WN511T ; Test Frequency: 2452 MHz

Communication System: 802.11n ; Frequency: 2452 MHz ; Duty Cycle: 1:1 ; Modulation type: OFDM
 Medium: MSL2450 Medium parameters used: $f = 2452$ MHz; $\sigma = 2.02$ mho/m; $\epsilon_r = 51$; $\rho = 1000$ kg/m³ ; Liquid level : 155 mm

Phantom section: Flat Section ; Separation distance : 13 mm (The bottom side of the EUT to the Phantom)
 Antenna type : Printed Antenna ; Air temp. : 23.3 degrees ; Liquid temp. : 22.1 degrees

DASY4 Configuration:

- Probe: ET3DV6 - SN1687 ; ConvF(4.13, 4.13, 4.13) ; Calibrated: 2005/9/15
- Sensor-Surface: 4mm (Mechanical Surface Detection)
- Electronics: DAE3 Sn510 ; Calibrated: 2005/8/17
- Phantom: SAM 12 ; Type: SAM V4.0 ; Serial: TP 1202
- Measurement SW: DASY4, V4.6 Build 23 ; Postprocessing SW: SEMCAD, V1.8 Build 161

High Channel 9/Area Scan (7x11x1): Measurement grid: dx=15mm, dy=15mm
 Maximum value of SAR (measured) = 0.229 mW/g

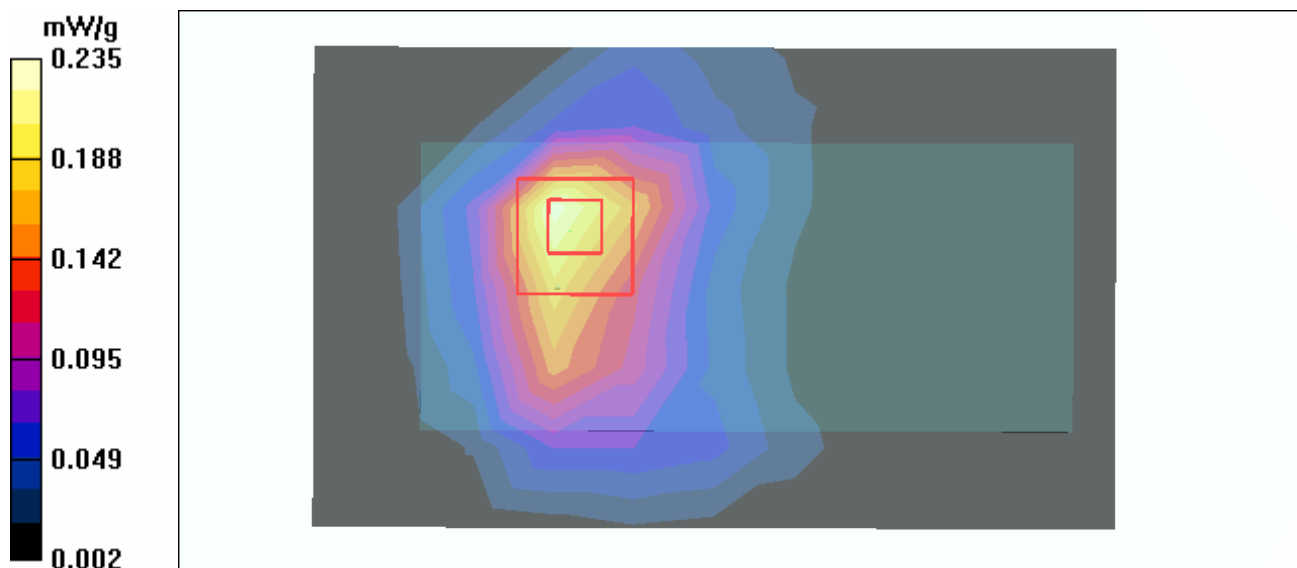
High Channel 9/Zoom Scan (7x7x7) (7x7x7)/Cube 0: Measurement grid: dx=5mm, dy=5mm, dz=5mm

Reference Value = 10.1 V/m

Peak SAR (extrapolated) = 0.447 W/kg

SAR(1 g) = 0.216 mW/g; SAR(10 g) = 0.110 mW/g

Maximum value of SAR (measured) = 0.235 mW/g



Test Laboratory: Advance Data Technology

N800C-11b CB 2Tx-CH3-Mode 5

DUT: RangeMax NEXT Wireless Notebook Adapter ; Type: WN511T ; Test Frequency: 2422 MHz

Communication System: 802.11b ; Frequency: 2422 MHz ; Duty Cycle: 1:1 ; Modulation type: CCK
 Medium: MSL2450 Medium parameters used: $f = 2422$ MHz; $\sigma = 1.96$ mho/m; $\epsilon_r = 51$; $\rho = 1000$ kg/m³ ; Liquid level : 155 mm

Phantom section: Flat Section ; Separation distance : 13 mm (The bottom side of the EUT to the Phantom)
 Antenna type : Printed Antenna ; Air temp. : 23.3 degrees ; Liquid temp. : 22.1 degrees

DASY4 Configuration:

- Probe: ET3DV6 - SN1687 ; ConvF(4.13, 4.13, 4.13) ; Calibrated: 2005/9/15
- Sensor-Surface: 4mm (Mechanical Surface Detection)
- Electronics: DAE3 Sn510 ; Calibrated: 2005/8/17
- Phantom: SAM 12 ; Type: SAM V4.0 ; Serial: TP 1202
- Measurement SW: DASY4, V4.6 Build 23 ; Postprocessing SW: SEMCAD, V1.8 Build 161

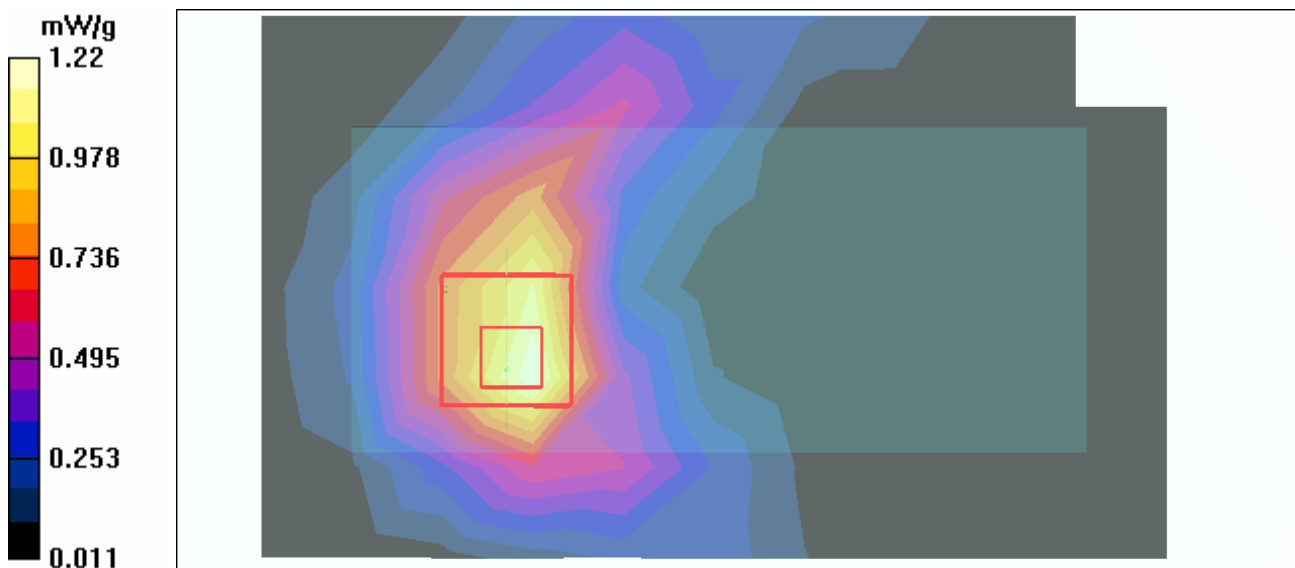
Low Channel 3/Area Scan (7x11x1): Measurement grid: dx=15mm, dy=15mm
 Maximum value of SAR (measured) = 1.22 mW/g

Low Channel 3/Zoom Scan (7x7x7) (7x7x7)/Cube 0: Measurement grid: dx=5mm, dy=5mm, dz=5mm

Reference Value = 27.8 V/m

Peak SAR (extrapolated) = 2.44 W/kg

SAR(1 g) = 1.15 mW/g; SAR(10 g) = 0.604 mW/g



Test Laboratory: Advance Data Technology

N800C-11b CB 2Tx-CH6-Mode 5

DUT: RangeMax NEXT Wireless Notebook Adapter ; Type: WN511T ; Test Frequency: 2437 MHz

Communication System: 802.11b ; Frequency: 2437 MHz ; Duty Cycle: 1:1 ; Modulation type: CCK
Medium: MSL2450 Medium parameters used: $f = 2437$ MHz; $\sigma = 1.99$ mho/m; $\epsilon_r = 51$; $\rho = 1000$ kg/m³ ; Liquid level : 155 mm

Phantom section: Flat Section ; Separation distance : 13 mm (The bottom side of the EUT to the Phantom)
Antenna type : Printed Antenna ; Air temp. : 23.3 degrees ; Liquid temp. : 22.1 degrees

DASY4 Configuration:

- Probe: ET3DV6 - SN1687 ; ConvF(4.13, 4.13, 4.13) ; Calibrated: 2005/9/15
- Sensor-Surface: 4mm (Mechanical Surface Detection)
- Electronics: DAE3 Sn510 ; Calibrated: 2005/8/17
- Phantom: SAM 12 ; Type: SAM V4.0 ; Serial: TP 1202
- Measurement SW: DASY4, V4.6 Build 23 ; Postprocessing SW: SEMCAD, V1.8 Build 161

Mid Channel 6/Area Scan (7x11x1): Measurement grid: dx=15mm, dy=15mm
Maximum value of SAR (measured) = 1.44 mW/g

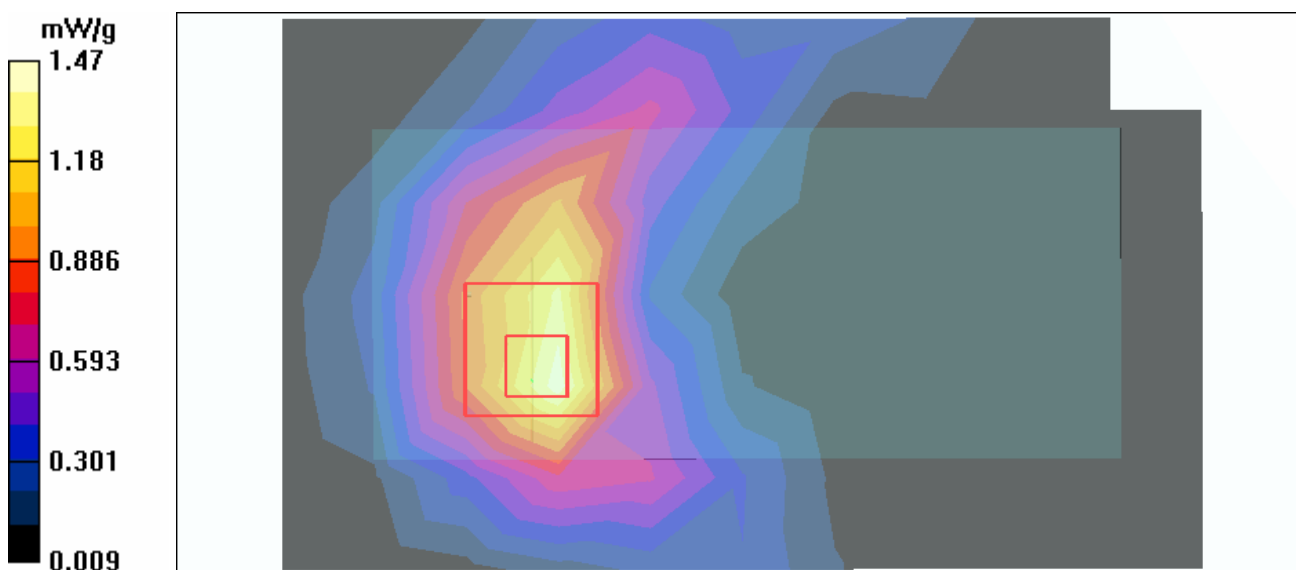
Mid Channel 6/Zoom Scan (7x7x7) (7x7x7)/Cube 0: Measurement grid: dx=5mm, dy=5mm, dz=5mm

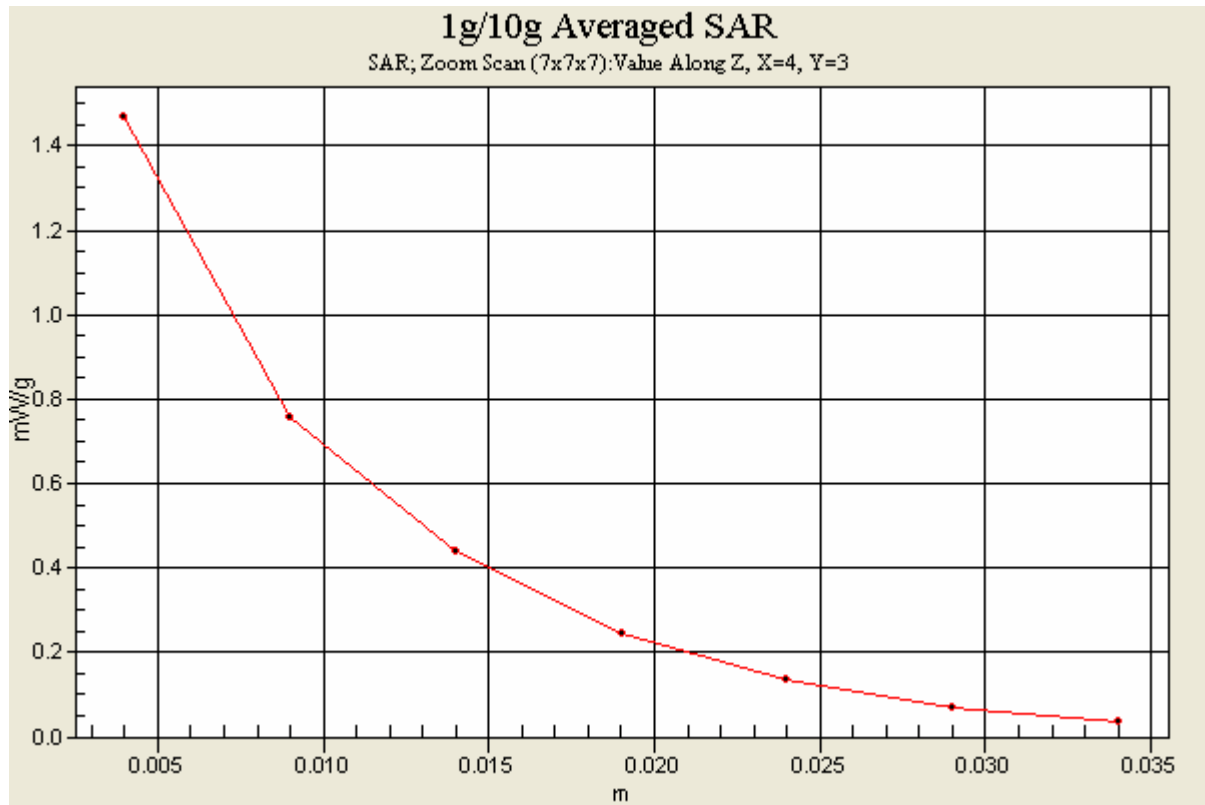
Reference Value = 31.1 V/m

Peak SAR (extrapolated) = 2.96 W/kg

SAR(1 g) = 1.38 mW/g; SAR(10 g) = 0.722 mW/g

Maximum value of SAR (measured) = 1.47 mW/g





Test Laboratory: Advance Data Technology

N800C-11b CB 2Tx-CH9-Mode 5

DUT: RangeMax NEXT Wireless Notebook Adapter ; Type: WN511T ; Test Frequency: 2452 MHz

Communication System: 802.11b ; Frequency: 2452 MHz ; Duty Cycle: 1:1 ; Modulation type: CCK
 Medium: MSL2450 Medium parameters used: $f = 2452$ MHz; $\sigma = 2.02$ mho/m; $\epsilon_r = 51$; $\rho = 1000$ kg/m³ ; Liquid level : 155 mm

Phantom section: Flat Section ; Separation distance : 13 mm (The bottom side of the EUT to the Phantom)
 Antenna type : Printed Antenna ; Air temp. : 23.3 degrees ; Liquid temp. : 22.1 degrees

DASY4 Configuration:

- Probe: ET3DV6 - SN1687 ; ConvF(4.13, 4.13, 4.13) ; Calibrated: 2005/9/15
- Sensor-Surface: 4mm (Mechanical Surface Detection)
- Electronics: DAE3 Sn510 ; Calibrated: 2005/8/17
- Phantom: SAM 12 ; Type: SAM V4.0 ; Serial: TP 1202
- Measurement SW: DASY4, V4.6 Build 23 ; Postprocessing SW: SEMCAD, V1.8 Build 161

High Channel 9/Area Scan (7x11x1): Measurement grid: dx=15mm, dy=15mm
 Maximum value of SAR (measured) = 1.24 mW/g

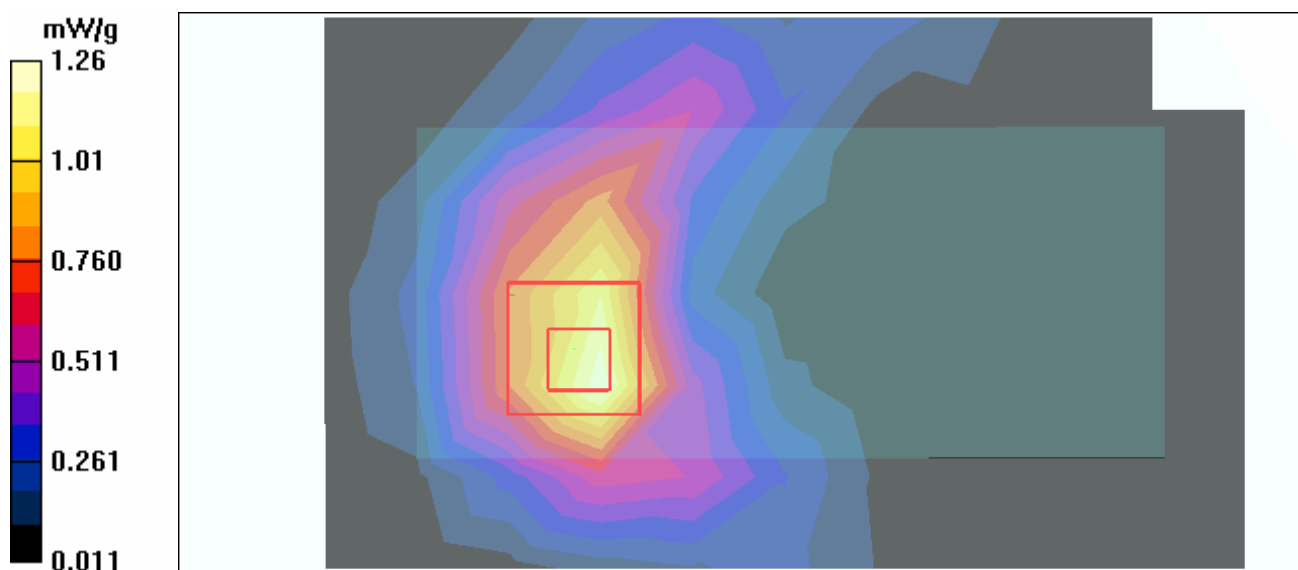
High Channel 9/Zoom Scan (7x7x7) (7x7x7)/Cube 0: Measurement grid: dx=5mm, dy=5mm, dz=5mm

Reference Value = 27.4 V/m

Peak SAR (extrapolated) = 2.55 W/kg

SAR(1 g) = 1.19 mW/g; SAR(10 g) = 0.618 mW/g

Maximum value of SAR (measured) = 1.26 mW/g



Test Laboratory: Advance Data Technology

D600-11b 2Tx-CH1-Mode 6

DUT: RangeMax NEXT Wireless Notebook Adapter ; Type: WN511T ; Test Frequency: 2412 MHz

Communication System: 802.11b ; Frequency: 2412 MHz ; Duty Cycle: 1:1 ; Modulation type: CCK
 Medium: MSL2450 Medium parameters used: $f = 2412$ MHz; $\sigma = 1.95$ mho/m; $\epsilon_r = 51.1$; $\rho = 1000$ kg/m³ ; Liquid level : 155 mm

Phantom section: Flat Section ; Separation distance : 14 mm (The bottom side of the EUT to the Phantom)
 Antenna type : Printed Antenna ; Air temp. : 23.3 degrees ; Liquid temp. : 22.1 degrees

DASY4 Configuration:

- Probe: ET3DV6 - SN1687 ; ConvF(4.13, 4.13, 4.13) ; Calibrated: 2005/9/15
- Sensor-Surface: 4mm (Mechanical Surface Detection)
- Electronics: DAE3 Sn510 ; Calibrated: 2005/8/17
- Phantom: SAM 12 ; Type: SAM V4.0 ; Serial: TP 1202
- Measurement SW: DASY4, V4.6 Build 23 ; Postprocessing SW: SEMCAD, V1.8 Build 161

Low Channel 1/Area Scan (7x11x1): Measurement grid: dx=15mm, dy=15mm
 Maximum value of SAR (measured) = 0.669 mW/g

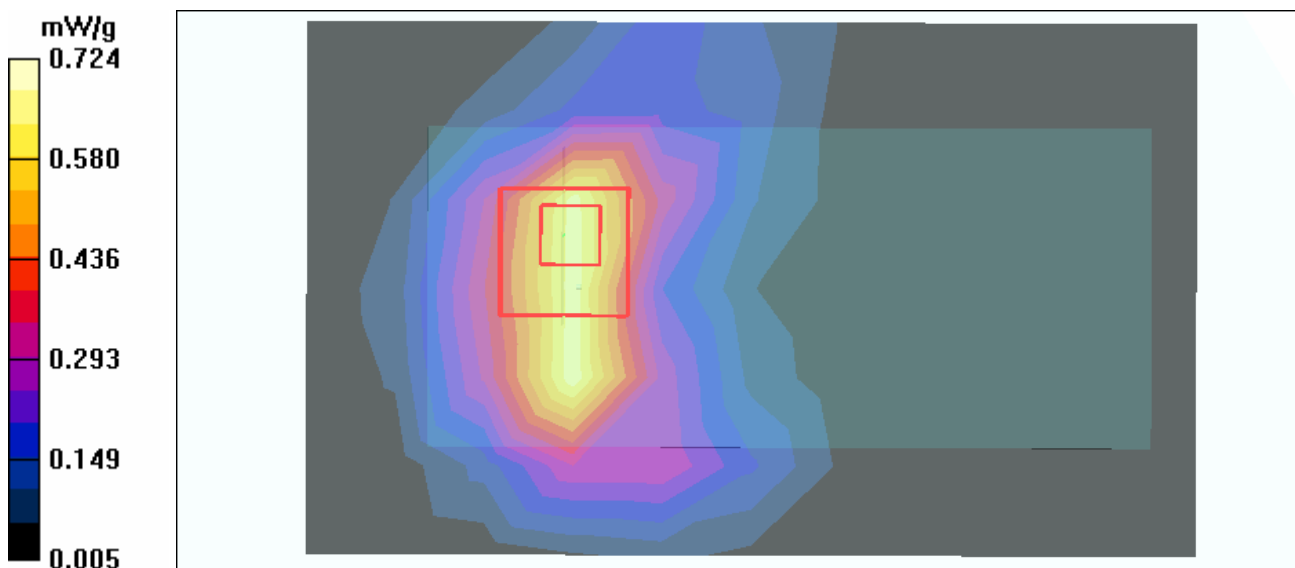
Low Channel 1/Zoom Scan (7x7x7) (7x7x7)/Cube 0: Measurement grid: dx=5mm, dy=5mm, dz=5mm

Reference Value = 20.3 V/m

Peak SAR (extrapolated) = 1.33 W/kg

SAR(1 g) = 0.665 mW/g; SAR(10 g) = 0.352 mW/g

Maximum value of SAR (measured) = 0.724 mW/g



Test Laboratory: Advance Data Technology

D600-11b 2Tx-CH6-Mode 6

DUT: RangeMax NEXT Wireless Notebook Adapter ; Type: WN511T ; Test Frequency: 2437 MHz

Communication System: 802.11b ; Frequency: 2437 MHz ; Duty Cycle: 1:1 ; Modulation type: CCK
 Medium: MSL2450 Medium parameters used: $f = 2437 \text{ MHz}$; $\sigma = 1.99 \text{ mho/m}$; $\epsilon_r = 51$; $\rho = 1000 \text{ kg/m}^3$; Liquid level : 155 mm

Phantom section: Flat Section ; Separation distance : 14 mm (The bottom side of the EUT to the Phantom)
 Antenna type : Printed Antenna ; Air temp. : 23.3 degrees ; Liquid temp. : 22.1 degrees

DASY4 Configuration:

- Probe: ET3DV6 - SN1687 ; ConvF(4.13, 4.13, 4.13) ; Calibrated: 2005/9/15
- Sensor-Surface: 4mm (Mechanical Surface Detection)
- Electronics: DAE3 Sn510 ; Calibrated: 2005/8/17
- Phantom: SAM 12 ; Type: SAM V4.0 ; Serial: TP 1202
- Measurement SW: DASY4, V4.6 Build 23 ; Postprocessing SW: SEMCAD, V1.8 Build 161

Mid Channel 6/Area Scan (7x11x1): Measurement grid: $dx=15\text{mm}$, $dy=15\text{mm}$
 Maximum value of SAR (measured) = 0.997 mW/g

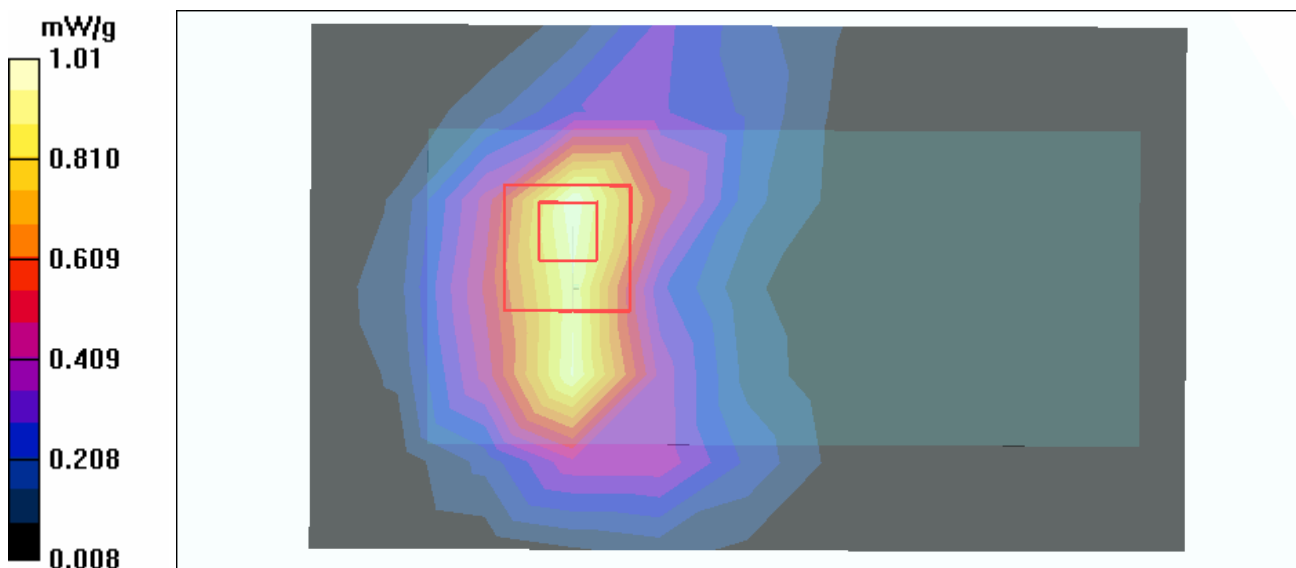
Mid Channel 6/Zoom Scan (7x7x7) (7x7x7)/Cube 0: Measurement grid: $dx=5\text{mm}$, $dy=5\text{mm}$, $dz=5\text{mm}$

Reference Value = 24.5 V/m

Peak SAR (extrapolated) = 1.88 W/kg

SAR(1 g) = 0.922 mW/g; SAR(10 g) = 0.485 mW/g

Maximum value of SAR (measured) = 1.01 mW/g



Test Laboratory: Advance Data Technology

D600-11b 2Tx-CH11-Mode 6

DUT: RangeMax NEXT Wireless Notebook Adapter ; Type: WN511T ; Test Frequency: 2462 MHz

Communication System: 802.11b ; Frequency: 2462 MHz ; Duty Cycle: 1:1 ; Modulation type: CCK
 Medium: MSL2450 Medium parameters used: $f = 2462$ MHz; $\sigma = 2.04$ mho/m; $\epsilon_r = 51$; $\rho = 1000$ kg/m³ ; Liquid level : 155 mm

Phantom section: Flat Section ; Separation distance : 14 mm (The bottom side of the EUT to the Phantom)
 Antenna type : Printed Antenna ; Air temp. : 23.3 degrees ; Liquid temp. : 22.1 degrees

DASY4 Configuration:

- Probe: ET3DV6 - SN1687 ; ConvF(4.13, 4.13, 4.13) ; Calibrated: 2005/9/15
- Sensor-Surface: 4mm (Mechanical Surface Detection)
- Electronics: DAE3 Sn510 ; Calibrated: 2005/8/17
- Phantom: SAM 12 ; Type: SAM V4.0 ; Serial: TP 1202
- Measurement SW: DASY4, V4.6 Build 23 ; Postprocessing SW: SEMCAD, V1.8 Build 161

High Channel 11/Area Scan (7x11x1): Measurement grid: dx=15mm, dy=15mm
 Maximum value of SAR (measured) = 0.912 mW/g

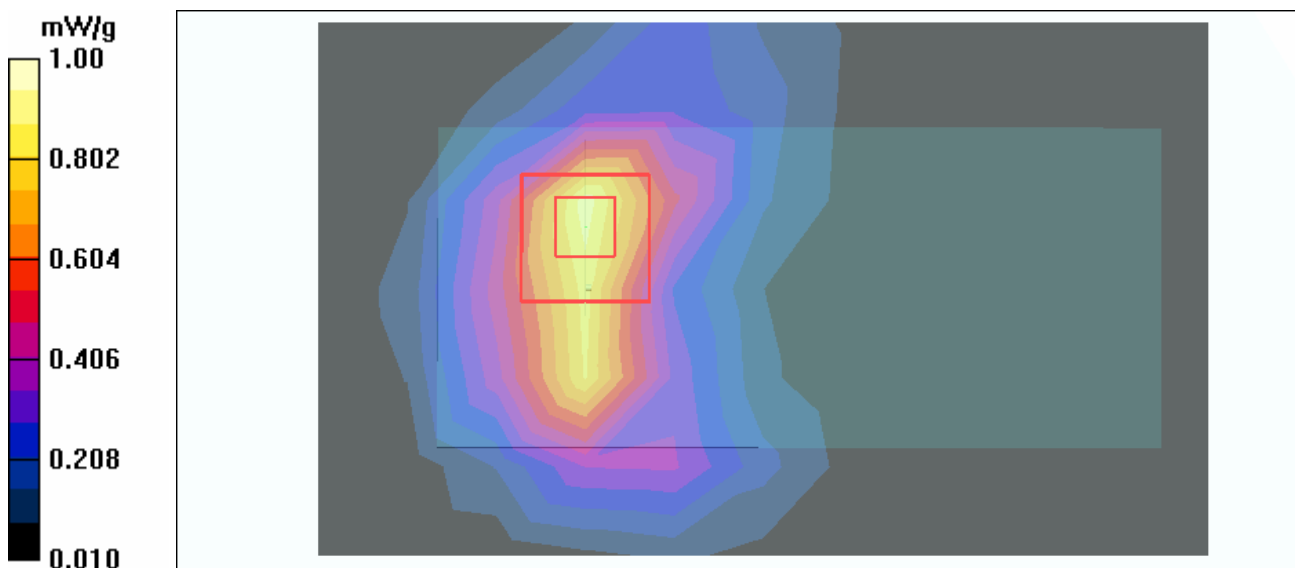
High Channel 11/Zoom Scan (7x7x7) (7x7x7)/Cube 0: Measurement grid: dx=5mm, dy=5mm, dz=5mm

Reference Value = 21.4 V/m

Peak SAR (extrapolated) = 1.88 W/kg

SAR(1 g) = 0.911 mW/g; SAR(10 g) = 0.473 mW/g

Maximum value of SAR (measured) = 1.00 mW/g



Test Laboratory: Advance Data Technology

D600-11g 2Tx-CH1-Mode 7

DUT: RangeMax NEXT Wireless Notebook Adapter ; Type: WN511T ; Test Frequency: 2412 MHz

Communication System: 802.11g ; Frequency: 2412 MHz ; Duty Cycle: 1:1 ; Modulation type: OFDM

Medium: MSL2450 Medium parameters used: $f = 2412$ MHz; $\sigma = 1.95$ mho/m; $\epsilon_r = 51.1$; $\rho = 1000$

kg/m^3 ; Liquid level : 155 mm

Phantom section: Flat Section ; Separation distance : 14 mm (The bottom side of the EUT to the Phantom)

Antenna type : Printed Antenna ; Air temp. : 23.3 degrees ; Liquid temp. : 22.1 degrees

DASY4 Configuration:

- Probe: ET3DV6 - SN1687 ; ConvF(4.13, 4.13, 4.13) ; Calibrated: 2005/9/15

- Sensor-Surface: 4mm (Mechanical Surface Detection)

- Electronics: DAE3 Sn510 ; Calibrated: 2005/8/17

- Phantom: SAM 12 ; Type: SAM V4.0 ; Serial: TP 1202

- Measurement SW: DASY4, V4.6 Build 23 ; Postprocessing SW: SEMCAD, V1.8 Build 161

Low Channel 1/Area Scan (7x11x1): Measurement grid: $dx=15\text{mm}$, $dy=15\text{mm}$

Maximum value of SAR (measured) = 0.408 mW/g

Low Channel 1/Zoom Scan (7x7x7) (7x7x7)/Cube 0: Measurement grid: $dx=5\text{mm}$, $dy=5\text{mm}$, $dz=5\text{mm}$

Reference Value = 12.6 V/m

Peak SAR (extrapolated) = 0.874 W/kg

SAR(1 g) = 0.406 mW/g; SAR(10 g) = 0.205 mW/g

Maximum value of SAR (measured) = 0.446 mW/g

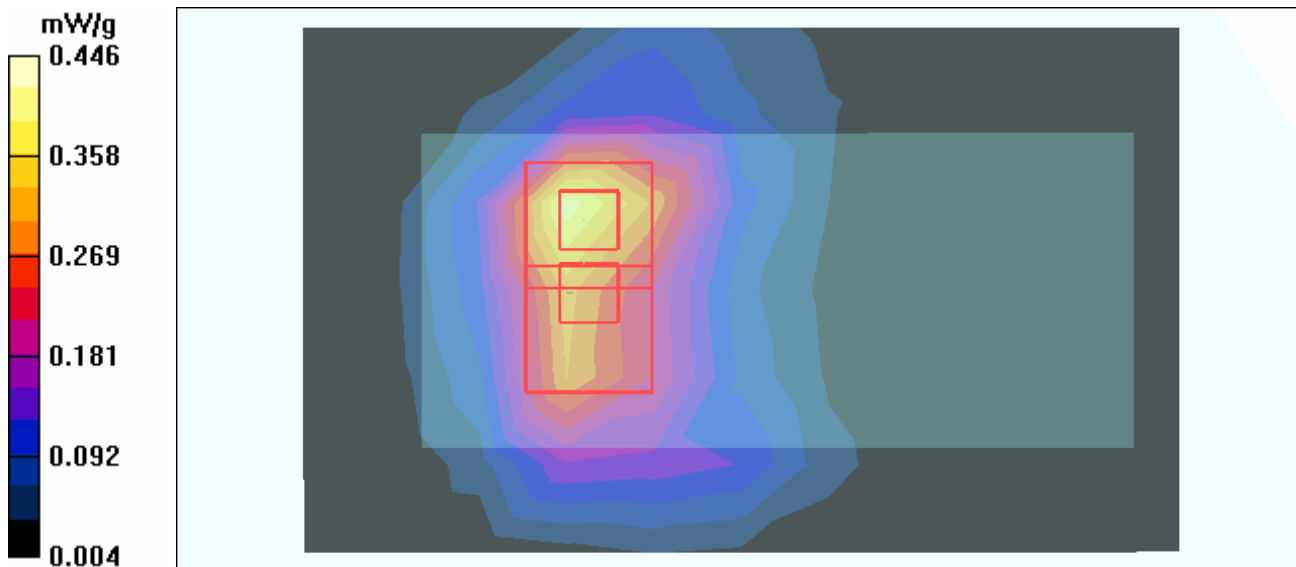
Low Channel 1/Zoom Scan (7x7x7) (7x7x7)/Cube 1: Measurement grid: $dx=5\text{mm}$, $dy=5\text{mm}$, $dz=5\text{mm}$

Reference Value = 12.6 V/m

Peak SAR (extrapolated) = 0.689 W/kg

SAR(1 g) = 0.298 mW/g; SAR(10 g) = 0.157 mW/g

Maximum value of SAR (measured) = 0.365 mW/g



Test Laboratory: Advance Data Technology

D600-11g 2Tx-CH6-Mode 7

DUT: RangeMax NEXT Wireless Notebook Adapter ; Type: WN511T ; Test Frequency: 2437 MHz

Communication System: 802.11g ; Frequency: 2437 MHz ; Duty Cycle: 1:1 ; Modulation type: OFDM

Medium: MSL2450 Medium parameters used: $f = 2437$ MHz; $\sigma = 1.99$ mho/m; $\epsilon_r = 51$; $\rho = 1000$

kg/m^3 ; Liquid level : 155 mm

Phantom section: Flat Section ; Separation distance : 14 mm (The bottom side of the EUT to the Phantom)

Antenna type : Printed Antenna ; Air temp. : 23.3 degrees ; Liquid temp. : 22.1 degrees

DASY4 Configuration:

- Probe: ET3DV6 - SN1687 ; ConvF(4.13, 4.13, 4.13) ; Calibrated: 2005/9/15

- Sensor-Surface: 4mm (Mechanical Surface Detection)

- Electronics: DAE3 Sn510 ; Calibrated: 2005/8/17

- Phantom: SAM 12 ; Type: SAM V4.0 ; Serial: TP 1202

- Measurement SW: DASY4, V4.6 Build 23 ; Postprocessing SW: SEMCAD, V1.8 Build 161

Mid Channel 6/Area Scan (7x11x1): Measurement grid: $dx=15\text{mm}$, $dy=15\text{mm}$

Maximum value of SAR (measured) = 1.11 mW/g

Mid Channel 6/Zoom Scan (7x7x7) (7x7x7)/Cube 0: Measurement grid: $dx=5\text{mm}$, $dy=5\text{mm}$, $dz=5\text{mm}$

Reference Value = 23.0 V/m

Peak SAR (extrapolated) = 2.11 W/kg

SAR(1 g) = 0.970 mW/g; SAR(10 g) = 0.487 mW/g

Maximum value of SAR (measured) = 1.06 mW/g

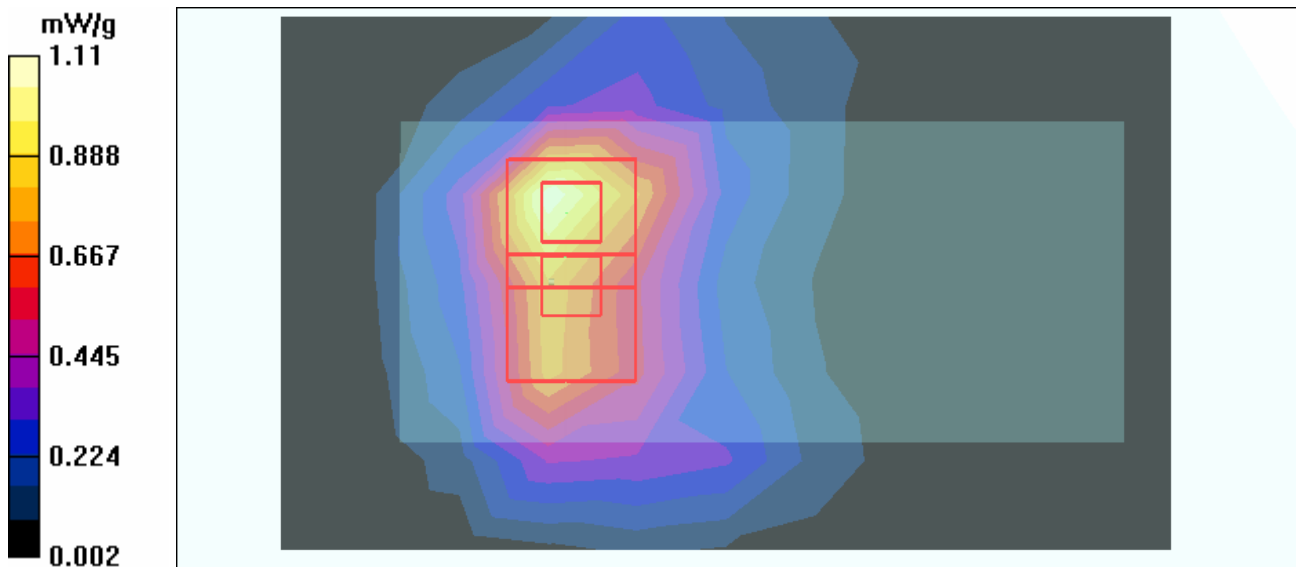
Mid Channel 6/Zoom Scan (7x7x7) (7x7x7)/Cube 1: Measurement grid: $dx=5\text{mm}$, $dy=5\text{mm}$, $dz=5\text{mm}$

Reference Value = 23.0 V/m

Peak SAR (extrapolated) = 1.66 W/kg

SAR(1 g) = 0.714 mW/g; SAR(10 g) = 0.384 mW/g

Maximum value of SAR (measured) = 0.877 mW/g



Test Laboratory: Advance Data Technology

D600-11g 2Tx-CH11-Mode 7

DUT: RangeMax NEXT Wireless Notebook Adapter ; Type: WN511T ; Test Frequency: 2462 MHz

Communication System: 802.11g ; Frequency: 2462 MHz ; Duty Cycle: 1:1 ; Modulation type: OFDM

Medium: MSL2450 Medium parameters used: $f = 2462$ MHz; $\sigma = 2.04$ mho/m; $\epsilon_r = 51$; $\rho = 1000$

kg/m^3 ; Liquid level : 155 mm

Phantom section: Flat Section ; Separation distance : 14 mm (The bottom side of the EUT to the Phantom)

Antenna type : Printed Antenna ; Air temp. : 23.3 degrees ; Liquid temp. : 22.1 degrees

DASY4 Configuration:

- Probe: ET3DV6 - SN1687 ; ConvF(4.13, 4.13, 4.13) ; Calibrated: 2005/9/15

- Sensor-Surface: 4mm (Mechanical Surface Detection)

- Electronics: DAE3 Sn510 ; Calibrated: 2005/8/17

- Phantom: SAM 12 ; Type: SAM V4.0 ; Serial: TP 1202

- Measurement SW: DASY4, V4.6 Build 23 ; Postprocessing SW: SEMCAD, V1.8 Build 161

High Channel 11/Area Scan (7x11x1): Measurement grid: $dx=15\text{mm}$, $dy=15\text{mm}$

Maximum value of SAR (measured) = 0.425 mW/g

High Channel 11/Zoom Scan (7x7x7) (7x7x7)/Cube 0: Measurement grid: $dx=5\text{mm}$, $dy=5\text{mm}$, $dz=5\text{mm}$

Reference Value = 14.3 V/m

Peak SAR (extrapolated) = 0.799 W/kg

SAR(1 g) = 0.381 mW/g; SAR(10 g) = 0.193 mW/g

Maximum value of SAR (measured) = 0.418 mW/g

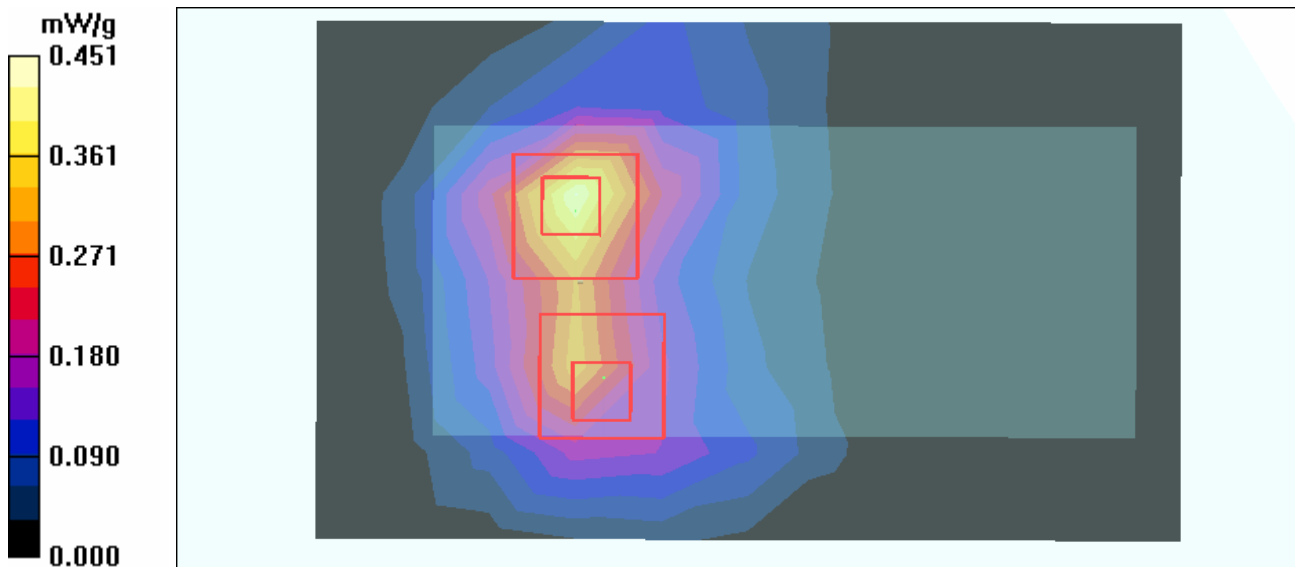
High Channel 11/Zoom Scan (7x7x7) (7x7x7)/Cube 1: Measurement grid: $dx=5\text{mm}$, $dy=5\text{mm}$, $dz=5\text{mm}$

Reference Value = 14.3 V/m

Peak SAR (extrapolated) = 0.805 W/kg

SAR(1 g) = 0.371 mW/g; SAR(10 g) = 0.154 mW/g

Maximum value of SAR (measured) = 0.451 mW/g



Test Laboratory: Advance Data Technology

D600-SPAN20 2Tx-CH1-Mode 8

DUT: RangeMax NEXT Wireless Notebook Adapter ; Type: WN511T ; Test Frequency: 2412 MHz

Communication System: 802.11n ; Frequency: 2412 MHz ; Duty Cycle: 1:1 ; Modulation type: OFDM
Medium: MSL2450 Medium parameters used: $f = 2412$ MHz; $\sigma = 1.95$ mho/m; $\epsilon_r = 51.1$; $\rho = 1000$ kg/m³ ; Liquid level : 155 mm

Phantom section: Flat Section ; Separation distance : 14 mm (The bottom side of the EUT to the Phantom)
Antenna type : Printed Antenna ; Air temp. : 23.3 degrees ; Liquid temp. : 22.1 degrees

DASY4 Configuration:

- Probe: ET3DV6 - SN1687 ; ConvF(4.13, 4.13, 4.13) ; Calibrated: 2005/9/15
- Sensor-Surface: 4mm (Mechanical Surface Detection)
- Electronics: DAE3 Sn510 ; Calibrated: 2005/8/17
- Phantom: SAM 12 ; Type: SAM V4.0 ; Serial: TP 1202
- Measurement SW: DASY4, V4.6 Build 23 ; Postprocessing SW: SEMCAD, V1.8 Build 161

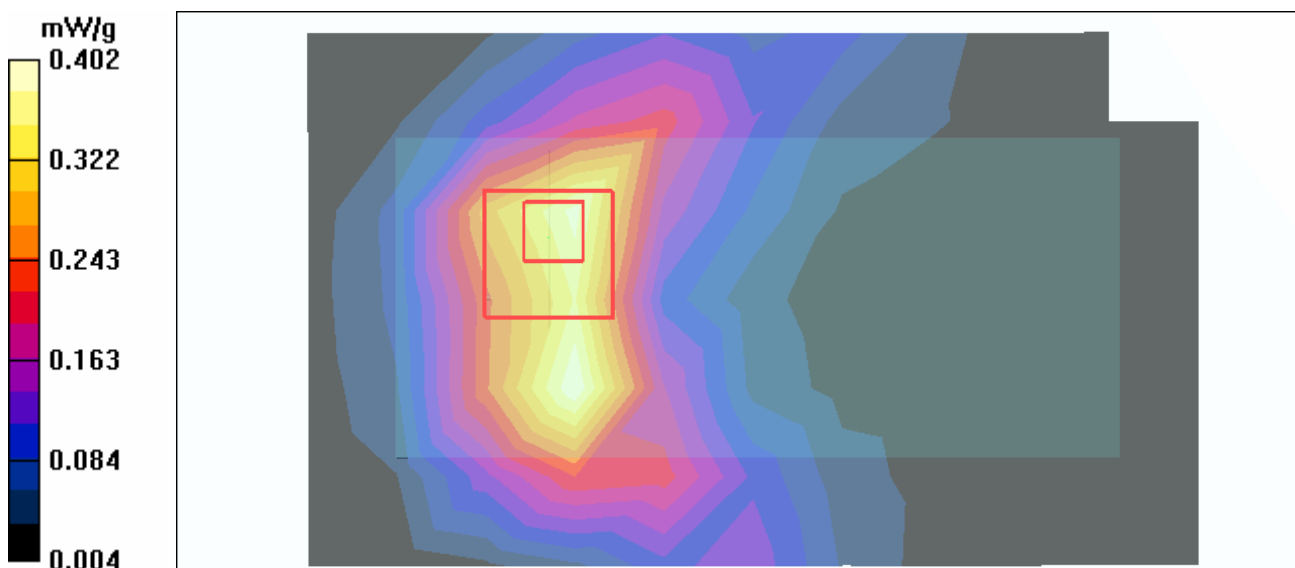
Low Channel 1/Area Scan (7x11x1): Measurement grid: dx=15mm, dy=15mm
Maximum value of SAR (measured) = 0.402 mW/g

Low Channel 1/Zoom Scan (7x7x7) (7x7x7)/Cube 0: Measurement grid: dx=5mm, dy=5mm, dz=5mm

Reference Value = 15.6 V/m

Peak SAR (extrapolated) = 0.755 W/kg

SAR(1 g) = 0.369 mW/g; SAR(10 g) = 0.196 mW/g



Test Laboratory: Advance Data Technology

D600-SPAN20 2Tx-CH6-Mode 8

DUT: RangeMax NEXT Wireless Notebook Adapter ; Type: WN511T ; Test Frequency: 2437 MHz

Communication System: 802.11n ; Frequency: 2437 MHz ; Duty Cycle: 1:1 ; Modulation type: OFDM
 Medium: MSL2450 Medium parameters used: $f = 2437 \text{ MHz}$; $\sigma = 1.99 \text{ mho/m}$; $\epsilon_r = 51$; $\rho = 1000 \text{ kg/m}^3$; Liquid level : 155 mm

Phantom section: Flat Section ; Separation distance : 14 mm (The bottom side of the EUT to the Phantom)
 Antenna type : Printed Antenna ; Air temp. : 23.3 degrees ; Liquid temp. : 22.1 degrees

DASY4 Configuration:

- Probe: ET3DV6 - SN1687 ; ConvF(4.13, 4.13, 4.13) ; Calibrated: 2005/9/15
- Sensor-Surface: 4mm (Mechanical Surface Detection)
- Electronics: DAE3 Sn510 ; Calibrated: 2005/8/17
- Phantom: SAM 12 ; Type: SAM V4.0 ; Serial: TP 1202
- Measurement SW: DASY4, V4.6 Build 23 ; Postprocessing SW: SEMCAD, V1.8 Build 161

Mid Channel 6/Area Scan (7x11x1): Measurement grid: $dx=15\text{mm}$, $dy=15\text{mm}$
 Maximum value of SAR (measured) = 0.888 mW/g

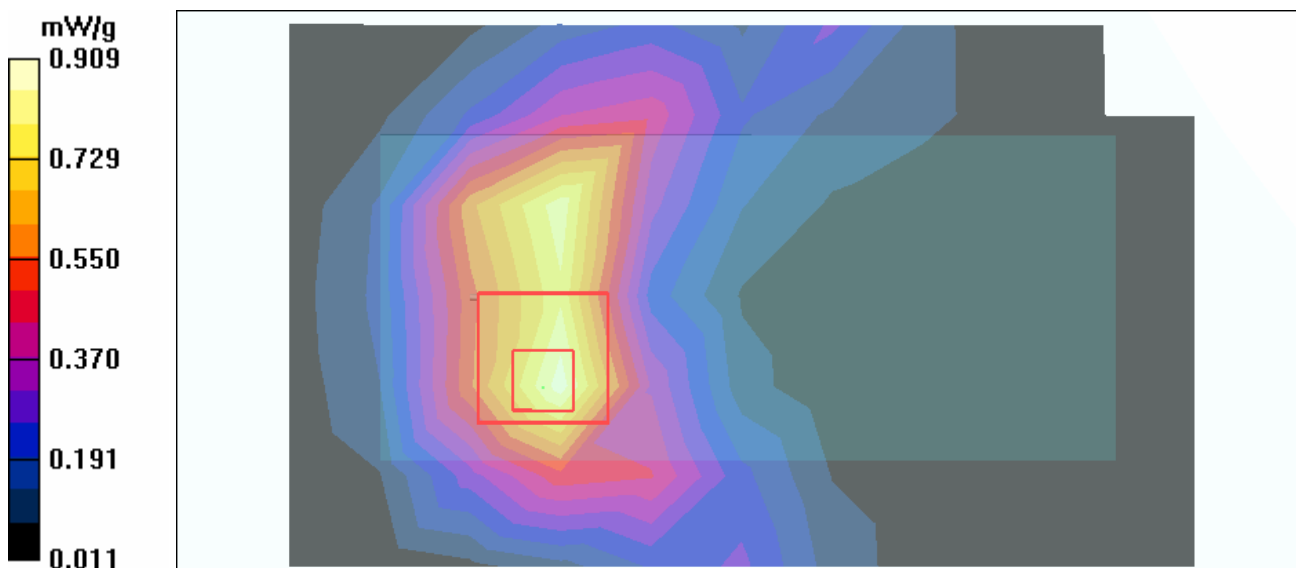
Mid Channel 6/Zoom Scan (7x7x7) (7x7x7)/Cube 0: Measurement grid: $dx=5\text{mm}$, $dy=5\text{mm}$, $dz=5\text{mm}$

Reference Value = 22.0 V/m

Peak SAR (extrapolated) = 1.77 W/kg

SAR(1 g) = 0.838 mW/g; SAR(10 g) = 0.441 mW/g

Maximum value of SAR (measured) = 0.909 mW/g



Test Laboratory: Advance Data Technology

D600-SPAN20 2Tx-CH11-Mode 8

DUT: RangeMax NEXT Wireless Notebook Adapter ; Type: WN511T ; Test Frequency: 2462 MHz

Communication System: 802.11n ; Frequency: 2462 MHz ; Duty Cycle: 1:1 ; Modulation type: OFDM
 Medium: MSL2450 Medium parameters used: $f = 2462$ MHz; $\sigma = 2.04$ mho/m; $\epsilon_r = 51$; $\rho = 1000$ kg/m³ ; Liquid level : 155 mm

Phantom section: Flat Section ; Separation distance : 14 mm (The bottom side of the EUT to the Phantom)
 Antenna type : Printed Antenna ; Air temp. : 23.3 degrees ; Liquid temp. : 22.1 degrees

DASY4 Configuration:

- Probe: ET3DV6 - SN1687 ; ConvF(4.13, 4.13, 4.13) ; Calibrated: 2005/9/15
- Sensor-Surface: 4mm (Mechanical Surface Detection)
- Electronics: DAE3 Sn510 ; Calibrated: 2005/8/17
- Phantom: SAM 12 ; Type: SAM V4.0 ; Serial: TP 1202
- Measurement SW: DASY4, V4.6 Build 23 ; Postprocessing SW: SEMCAD, V1.8 Build 161

High Channel 11/Area Scan (7x11x1): Measurement grid: dx=15mm, dy=15mm
 Maximum value of SAR (measured) = 0.383 mW/g

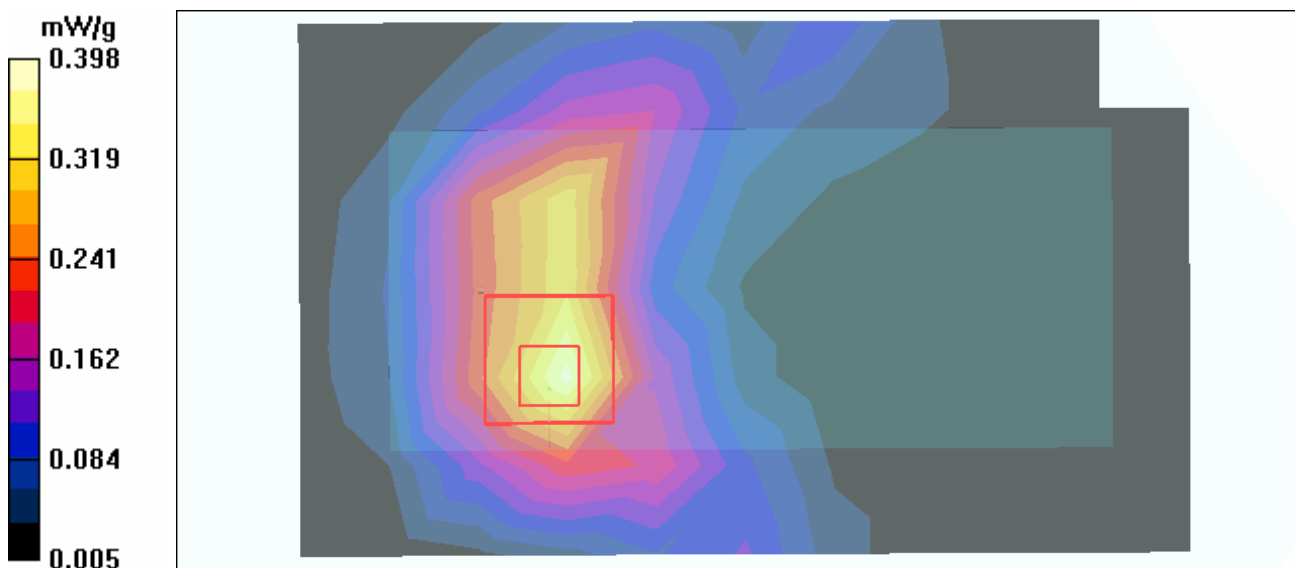
High Channel 11/Zoom Scan (7x7x7) (7x7x7)/Cube 0: Measurement grid: dx=5mm, dy=5mm, dz=5mm

Reference Value = 13.5 V/m

Peak SAR (extrapolated) = 0.784 W/kg

SAR(1 g) = 0.366 mW/g; SAR(10 g) = 0.192 mW/g

Maximum value of SAR (measured) = 0.398 mW/g



Test Laboratory: Advance Data Technology

D600-SPAN40 2Tx-CH3-Mode 9

DUT: RangeMax NEXT Wireless Notebook Adapter ; Type: WN511T ; Test Frequency: 2422 MHz

Communication System: 802.11n ; Frequency: 2422 MHz ; Duty Cycle: 1:1 ; Modulation type: OFDM
Medium: MSL2450 Medium parameters used: $f = 2422$ MHz; $\sigma = 1.96$ mho/m; $\epsilon_r = 51$; $\rho = 1000$ kg/m³ ; Liquid level : 155 mm

Phantom section: Flat Section ; Separation distance : 14 mm (The bottom side of the EUT to the Phantom)
Antenna type : Printed Antenna ; Air temp. : 23.3 degrees ; Liquid temp. : 22.1 degrees

DASY4 Configuration:

- Probe: ET3DV6 - SN1687 ; ConvF(4.13, 4.13, 4.13) ; Calibrated: 2005/9/15
- Sensor-Surface: 4mm (Mechanical Surface Detection)
- Electronics: DAE3 Sn510 ; Calibrated: 2005/8/17
- Phantom: SAM 12 ; Type: SAM V4.0 ; Serial: TP 1202
- Measurement SW: DASY4, V4.6 Build 23 ; Postprocessing SW: SEMCAD, V1.8 Build 161

Low Channel 3/Area Scan (7x11x1): Measurement grid: dx=15mm, dy=15mm
Maximum value of SAR (measured) = 0.269 mW/g

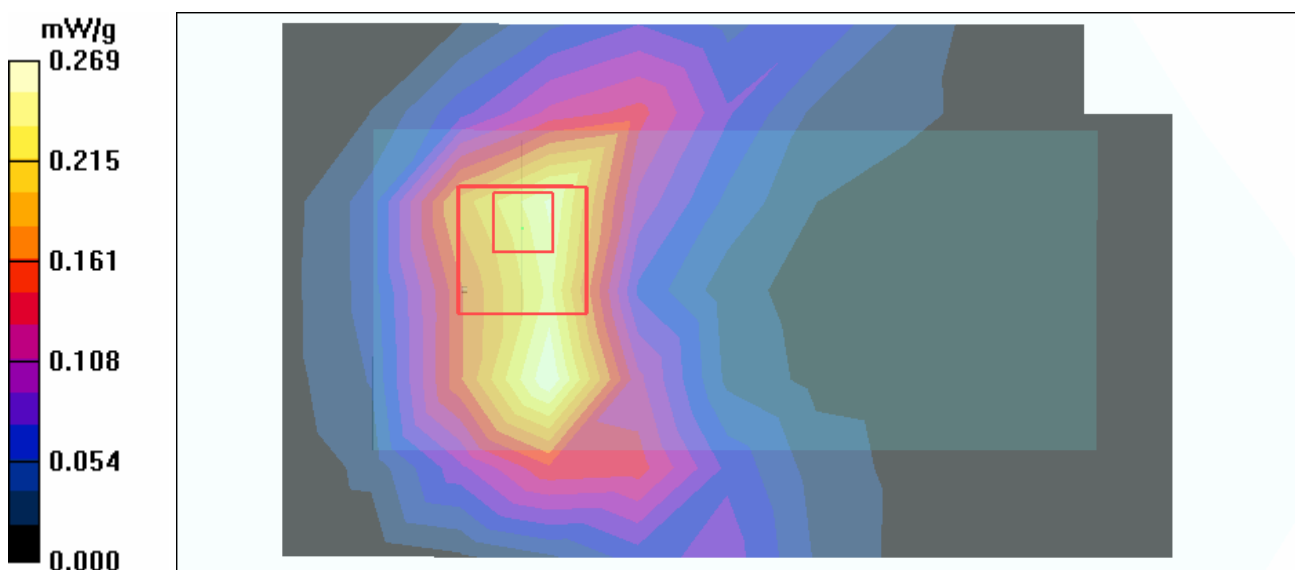
Low Channel 3/Zoom Scan (7x7x7) (7x7x7)/Cube 0: Measurement grid: dx=5mm, dy=5mm, dz=5mm

Reference Value = 12.8 V/m

Peak SAR (extrapolated) = 0.491 W/kg

SAR(1 g) = 0.242 mW/g; SAR(10 g) = 0.130 mW/g

Maximum value of SAR (measured) = 0.264 mW/g



Test Laboratory: Advance Data Technology

D600-SPAN40 2Tx-CH6-Mode 9

DUT: RangeMax NEXT Wireless Notebook Adapter ; Type: WN511T ; Test Frequency: 2437 MHz

Communication System: 802.11n ; Frequency: 2437 MHz ; Duty Cycle: 1:1 ; Modulation type: OFDM
 Medium: MSL2450 Medium parameters used: $f = 2437$ MHz; $\sigma = 1.99$ mho/m; $\epsilon_r = 51$; $\rho = 1000$ kg/m³ ; Liquid level : 155 mm

Phantom section: Flat Section ; Separation distance : 14 mm (The bottom side of the EUT to the Phantom)
 Antenna type : Printed Antenna ; Air temp. : 23.3 degrees ; Liquid temp. : 22.1 degrees

DASY4 Configuration:

- Probe: ET3DV6 - SN1687 ; ConvF(4.13, 4.13, 4.13) ; Calibrated: 2005/9/15
- Sensor-Surface: 4mm (Mechanical Surface Detection)
- Electronics: DAE3 Sn510 ; Calibrated: 2005/8/17
- Phantom: SAM 12 ; Type: SAM V4.0 ; Serial: TP 1202
- Measurement SW: DASY4, V4.6 Build 23 ; Postprocessing SW: SEMCAD, V1.8 Build 161

Mid Channel 6/Area Scan (7x11x1): Measurement grid: dx=15mm, dy=15mm
 Maximum value of SAR (measured) = 0.428 mW/g

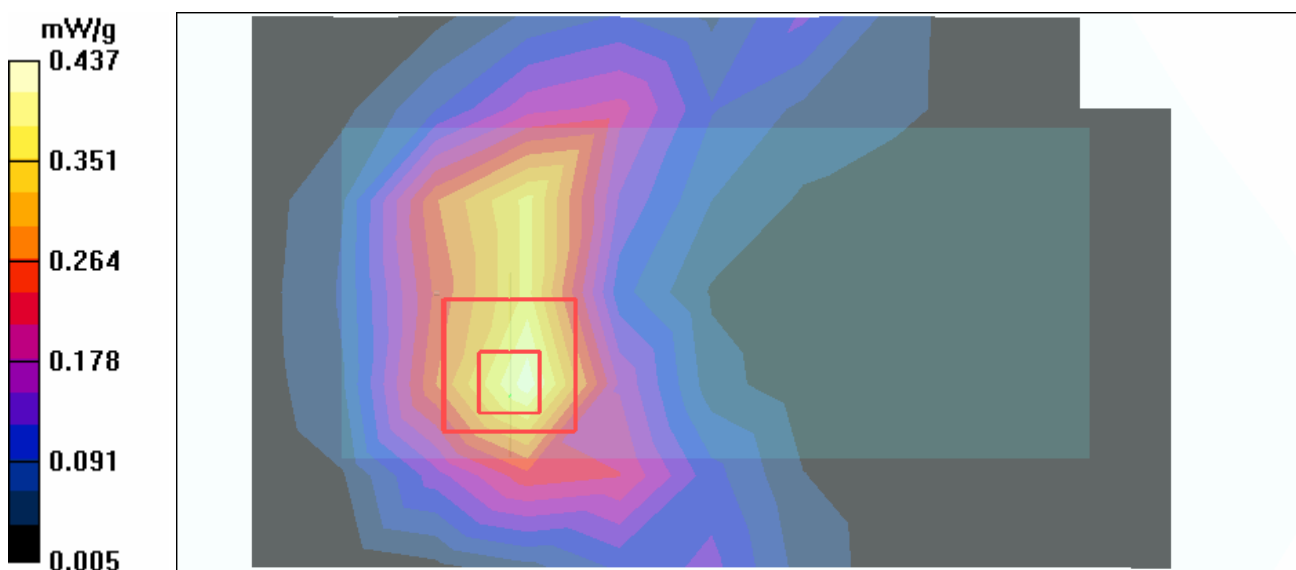
Mid Channel 6/Zoom Scan (7x7x7) (7x7x7)/Cube 0: Measurement grid: dx=5mm, dy=5mm, dz=5mm

Reference Value = 14.6 V/m

Peak SAR (extrapolated) = 0.859 W/kg

SAR(1 g) = 0.404 mW/g; SAR(10 g) = 0.211 mW/g

Maximum value of SAR (measured) = 0.437 mW/g



Test Laboratory: Advance Data Technology

D600-SPAN40 2Tx-CH9-Mode 9

DUT: RangeMax NEXT Wireless Notebook Adapter ; Type: WN511T ; Test Frequency: 2452 MHz

Communication System: 802.11n ; Frequency: 2452 MHz ; Duty Cycle: 1:1 ; Modulation type: OFDM
 Medium: MSL2450 Medium parameters used: $f = 2452$ MHz; $\sigma = 2.02$ mho/m; $\epsilon_r = 51$; $\rho = 1000$ kg/m³ ; Liquid level : 155 mm

Phantom section: Flat Section ; Separation distance : 14 mm (The bottom side of the EUT to the Phantom)
 Antenna type : Printed Antenna ; Air temp. : 23.3 degrees ; Liquid temp. : 22.1 degrees

DASY4 Configuration:

- Probe: ET3DV6 - SN1687 ; ConvF(4.13, 4.13, 4.13) ; Calibrated: 2005/9/15
- Sensor-Surface: 4mm (Mechanical Surface Detection)
- Electronics: DAE3 Sn510 ; Calibrated: 2005/8/17
- Phantom: SAM 12 ; Type: SAM V4.0 ; Serial: TP 1202
- Measurement SW: DASY4, V4.6 Build 23 ; Postprocessing SW: SEMCAD, V1.8 Build 161

High Channel 9/Area Scan (7x11x1): Measurement grid: dx=15mm, dy=15mm
 Maximum value of SAR (measured) = 0.176 mW/g

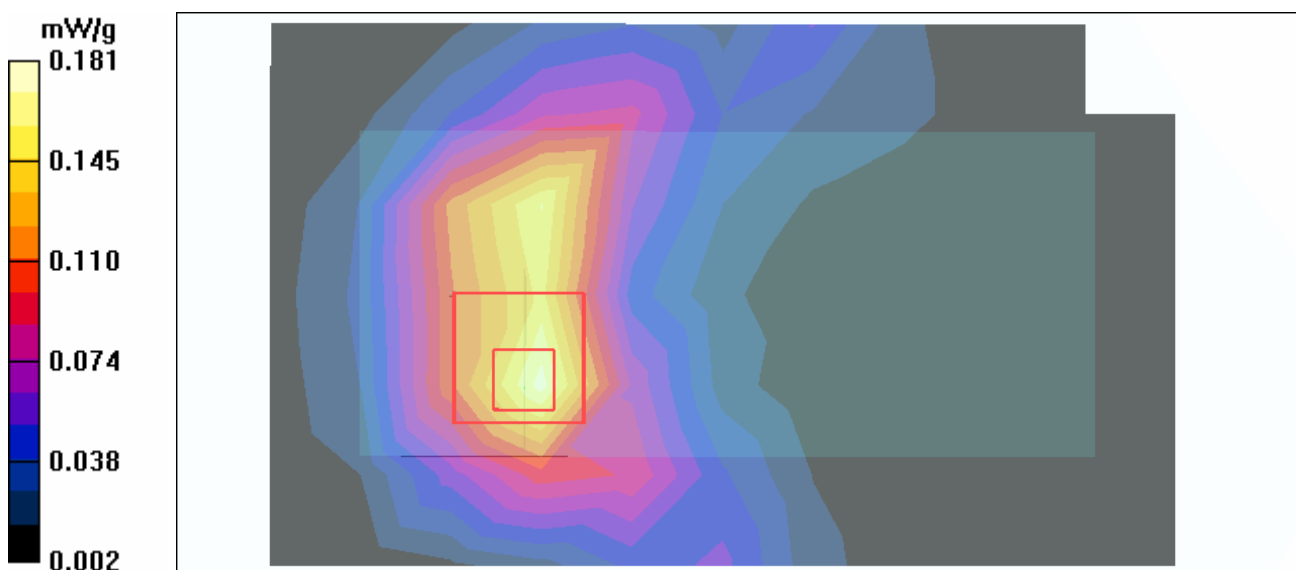
High Channel 9/Zoom Scan (7x7x7) (7x7x7)/Cube 0: Measurement grid: dx=5mm, dy=5mm, dz=5mm

Reference Value = 9.23 V/m

Peak SAR (extrapolated) = 0.355 W/kg

SAR(1 g) = 0.167 mW/g; SAR(10 g) = 0.089 mW/g

Maximum value of SAR (measured) = 0.181 mW/g



Test Laboratory: Advance Data Technology

D600-11b CB 2Tx-CH3-Mode 10

DUT: RangeMax NEXT Wireless Notebook Adapter ; Type: WN511T ; Test Frequency: 2422 MHz

Communication System: 802.11b ; Frequency: 2422 MHz ; Duty Cycle: 1:1 ; Modulation type: CCK
 Medium: MSL2450 Medium parameters used: $f = 2422$ MHz; $\sigma = 1.96$ mho/m; $\epsilon_r = 51$; $\rho = 1000$ kg/m³ ; Liquid level : 155 mm

Phantom section: Flat Section ; Separation distance : 14 mm (The bottom side of the EUT to the Phantom)
 Antenna type : Printed Antenna ; Air temp. : 23.3 degrees ; Liquid temp. : 22.1 degrees

DASY4 Configuration:

- Probe: ET3DV6 - SN1687 ; ConvF(4.13, 4.13, 4.13) ; Calibrated: 2005/9/15
- Sensor-Surface: 4mm (Mechanical Surface Detection)
- Electronics: DAE3 Sn510 ; Calibrated: 2005/8/17
- Phantom: SAM 12 ; Type: SAM V4.0 ; Serial: TP 1202
- Measurement SW: DASY4, V4.6 Build 23 ; Postprocessing SW: SEMCAD, V1.8 Build 161

Low Channel 3/Area Scan (7x11x1): Measurement grid: dx=15mm, dy=15mm

Maximum value of SAR (measured) = 1.22 mW/g

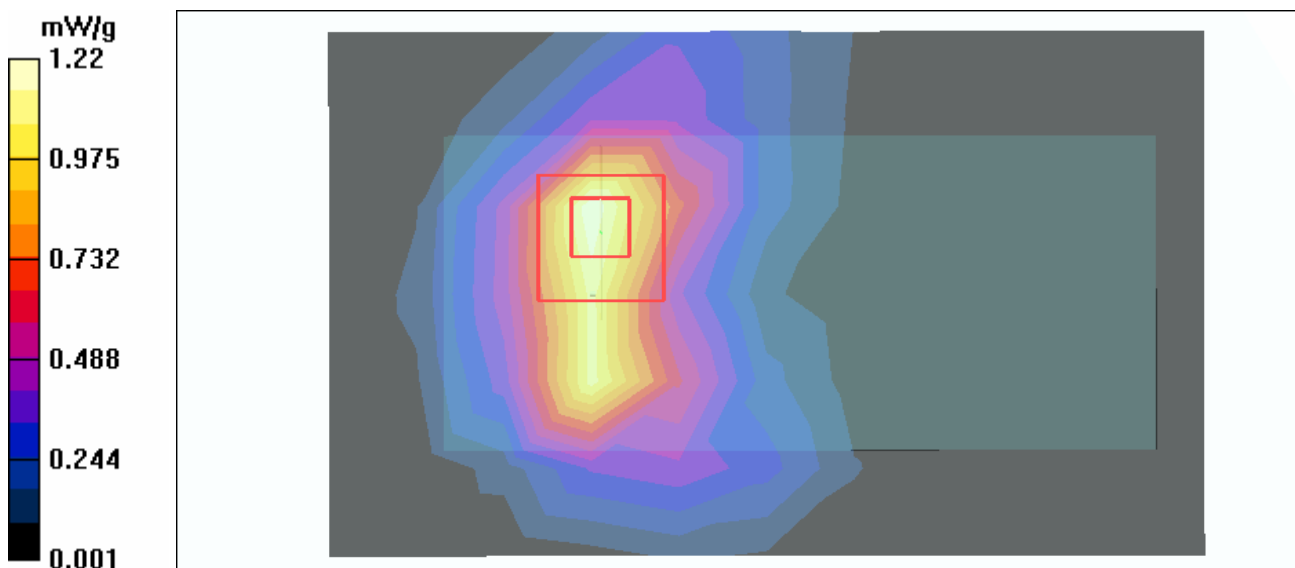
Low Channel 3/Zoom Scan (7x7x7) (7x7x7)/Cube 0: Measurement grid: dx=5mm, dy=5mm, dz=5mm

Reference Value = 23.2 V/m

Peak SAR (extrapolated) = 2.10 W/kg

SAR(1 g) = 1.02 mW/g; SAR(10 g) = 0.528 mW/g

Maximum value of SAR (measured) = 1.10 mW/g



Test Laboratory: Advance Data Technology

D600-11b CB 2Tx-CH6-Mode 10

DUT: RangeMax NEXT Wireless Notebook Adapter ; Type: WN511T ; Test Frequency: 2437 MHz

Communication System: 802.11b ; Frequency: 2437 MHz ; Duty Cycle: 1:1 ; Modulation type: CCK
 Medium: MSL2450 Medium parameters used: $f = 2437 \text{ MHz}$; $\sigma = 1.99 \text{ mho/m}$; $\epsilon_r = 51$; $\rho = 1000 \text{ kg/m}^3$; Liquid level : 155 mm

Phantom section: Flat Section ; Separation distance : 14 mm (The bottom side of the EUT to the Phantom)
 Antenna type : Printed Antenna ; Air temp. : 23.3 degrees ; Liquid temp. : 22.1 degrees

DASY4 Configuration:

- Probe: ET3DV6 - SN1687 ; ConvF(4.13, 4.13, 4.13) ; Calibrated: 2005/9/15
- Sensor-Surface: 4mm (Mechanical Surface Detection)
- Electronics: DAE3 Sn510 ; Calibrated: 2005/8/17
- Phantom: SAM 12 ; Type: SAM V4.0 ; Serial: TP 1202
- Measurement SW: DASY4, V4.6 Build 23 ; Postprocessing SW: SEMCAD, V1.8 Build 161

Mid Channel 6/Area Scan (7x11x1): Measurement grid: $dx=15\text{mm}$, $dy=15\text{mm}$
 Maximum value of SAR (measured) = 1.21 mW/g

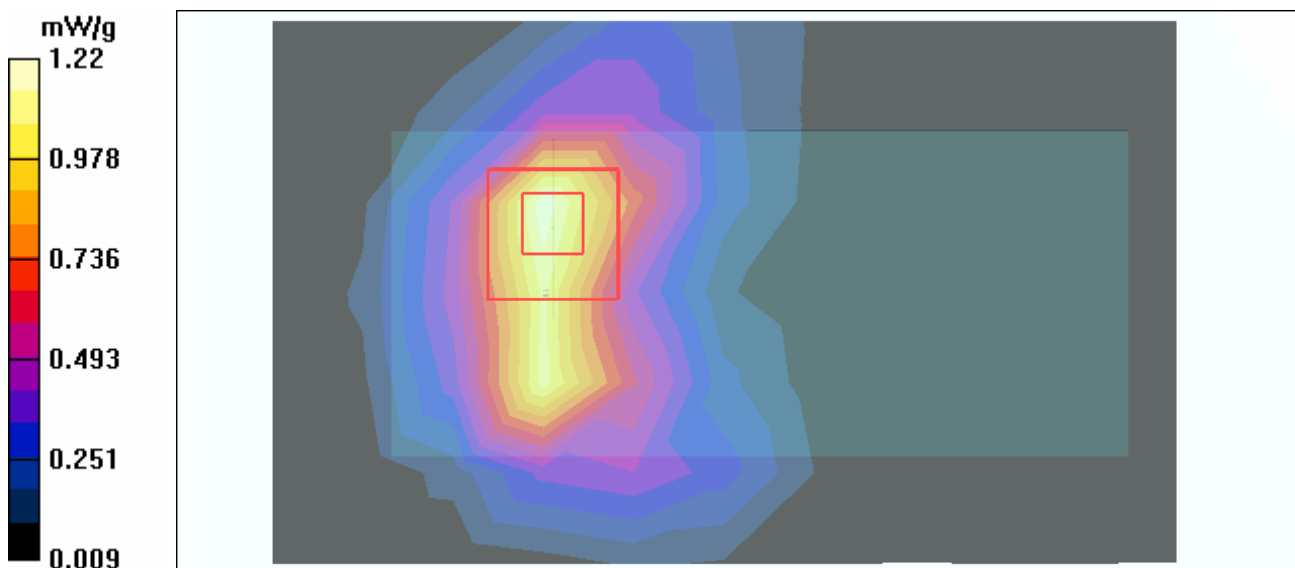
Mid Channel 6/Zoom Scan (7x7x7) (7x7x7)/Cube 0: Measurement grid: $dx=5\text{mm}$, $dy=5\text{mm}$, $dz=5\text{mm}$

Reference Value = 25.0 V/m

Peak SAR (extrapolated) = 2.33 W/kg

SAR(1 g) = 1.12 mW/g; SAR(10 g) = 0.581 mW/g

Maximum value of SAR (measured) = 1.22 mW/g



Test Laboratory: Advance Data Technology

D600-11b CB 2Tx-CH9-Mode 10

DUT: RangeMax NEXT Wireless Notebook Adapter ; Type: WN511T ; Test Frequency: 2452 MHz

Communication System: 802.11b ; Frequency: 2452 MHz ; Duty Cycle: 1:1 ; Modulation type: CCK
 Medium: MSL2450 Medium parameters used: $f = 2452 \text{ MHz}$; $\sigma = 2.02 \text{ mho/m}$; $\epsilon_r = 51$; $\rho = 1000 \text{ kg/m}^3$; Liquid level : 155 mm

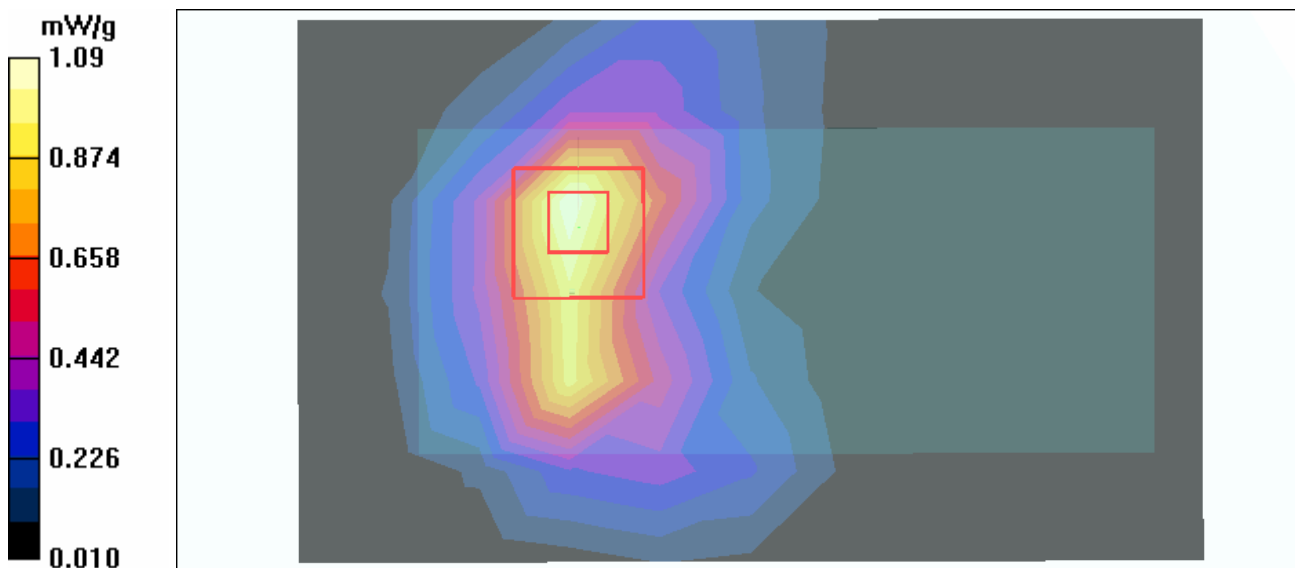
Phantom section: Flat Section ; Separation distance : 14 mm (The bottom side of the EUT to the Phantom)
 Antenna type : Printed Antenna ; Air temp. : 23.3 degrees ; Liquid temp. : 22.1 degrees

DASY4 Configuration:

- Probe: ET3DV6 - SN1687 ; ConvF(4.13, 4.13, 4.13) ; Calibrated: 2005/9/15
- Sensor-Surface: 4mm (Mechanical Surface Detection)
- Electronics: DAE3 Sn510 ; Calibrated: 2005/8/17
- Phantom: SAM 12 ; Type: SAM V4.0 ; Serial: TP 1202
- Measurement SW: DASY4, V4.6 Build 23 ; Postprocessing SW: SEMCAD, V1.8 Build 161

High Channel 9/Area Scan (7x11x1): Measurement grid: $dx=15\text{mm}$, $dy=15\text{mm}$
 Maximum value of SAR (measured) = 1.09 mW/g

High Channel 9/Zoom Scan (7x7x7) (7x7x7)/Cube 0: Measurement grid: $dx=5\text{mm}$, $dy=5\text{mm}$, $dz=5\text{mm}$
 Reference Value = 23.1 V/m
 Peak SAR (extrapolated) = 2.09 W/kg
SAR(1 g) = 1 mW/g; SAR(10 g) = 0.519 mW/g



Test Laboratory: Advance Data Technology

M2400N-11b 2Tx-CH1-Mode 11

DUT: RangeMax NEXT Wireless Notebook Adapter ; Type: WN511T ; Test Frequency: 2412 MHz

Communication System: 802.11b ; Frequency: 2412 MHz ; Duty Cycle: 1:1 ; Modulation type: CCK
Medium: MSL2450 Medium parameters used: $f = 2412$ MHz; $\sigma = 1.95$ mho/m; $\epsilon_r = 51.1$; $\rho = 1000$ kg/m³ ; Liquid level : 155 mm

Phantom section: Flat Section ; Separation distance : 15 mm (The bottom side of the EUT to the Phantom)
Antenna type : Printed Antenna ; Air temp. : 23.3 degrees ; Liquid temp. : 22.1 degrees

DASY4 Configuration:

- Probe: ET3DV6 - SN1687 ; ConvF(4.13, 4.13, 4.13) ; Calibrated: 2005/9/15
- Sensor-Surface: 4mm (Mechanical Surface Detection)
- Electronics: DAE3 Sn510 ; Calibrated: 2005/8/17
- Phantom: SAM 12 ; Type: SAM V4.0 ; Serial: TP 1202
- Measurement SW: DASY4, V4.6 Build 23 ; Postprocessing SW: SEMCAD, V1.8 Build 161

Low Channel 1/Area Scan (7x11x1): Measurement grid: dx=15mm, dy=15mm
Maximum value of SAR (measured) = 0.743 mW/g

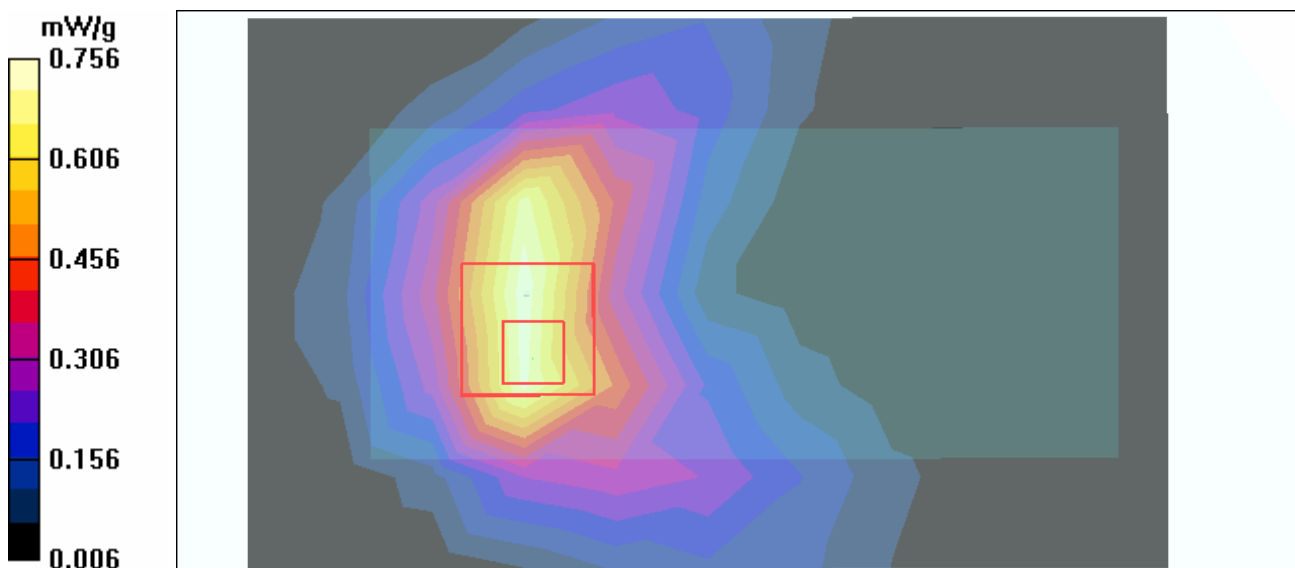
Low Channel 1/Zoom Scan (7x7x7) (7x7x7)/Cube 0: Measurement grid: dx=5mm, dy=5mm, dz=5mm

Reference Value = 22.0 V/m

Peak SAR (extrapolated) = 1.53 W/kg

SAR(1 g) = 0.708 mW/g; SAR(10 g) = 0.384 mW/g

Maximum value of SAR (measured) = 0.756 mW/g



Test Laboratory: Advance Data Technology

M2400N-11b 2Tx-CH6-Mode 11

DUT: RangeMax NEXT Wireless Notebook Adapter ; Type: WN511T ; Test Frequency: 2437 MHz

Communication System: 802.11b ; Frequency: 2437 MHz ; Duty Cycle: 1:1 ; Modulation type: CCK
 Medium: MSL2450 Medium parameters used: $f = 2437 \text{ MHz}$; $\sigma = 1.99 \text{ mho/m}$; $\epsilon_r = 51$; $\rho = 1000 \text{ kg/m}^3$; Liquid level : 155 mm

Phantom section: Flat Section ; Separation distance : 15 mm (The bottom side of the EUT to the Phantom)
 Antenna type : Printed Antenna ; Air temp. : 23.3 degrees ; Liquid temp. : 22.1 degrees

DASY4 Configuration:

- Probe: ET3DV6 - SN1687 ; ConvF(4.13, 4.13, 4.13) ; Calibrated: 2005/9/15
- Sensor-Surface: 4mm (Mechanical Surface Detection)
- Electronics: DAE3 Sn510 ; Calibrated: 2005/8/17
- Phantom: SAM 12 ; Type: SAM V4.0 ; Serial: TP 1202
- Measurement SW: DASY4, V4.6 Build 23 ; Postprocessing SW: SEMCAD, V1.8 Build 161

Mid Channel 6/Area Scan (7x11x1): Measurement grid: $dx=15\text{mm}$, $dy=15\text{mm}$
 Maximum value of SAR (measured) = 1.07 mW/g

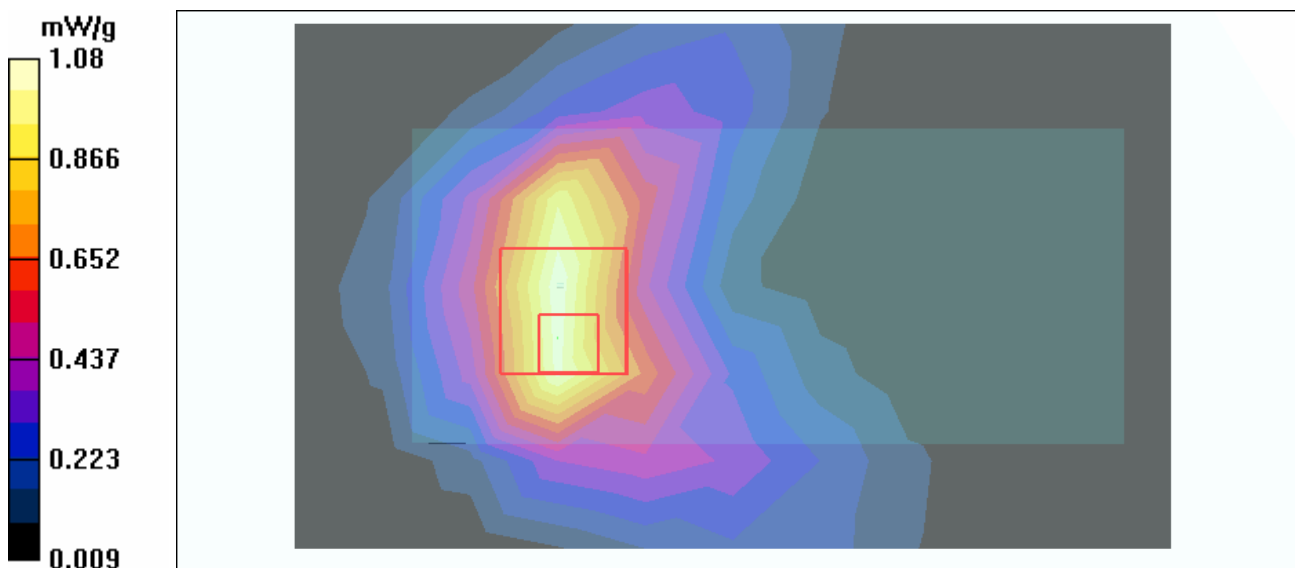
Mid Channel 6/Zoom Scan (7x7x7) (7x7x7)/Cube 0: Measurement grid: $dx=5\text{mm}$, $dy=5\text{mm}$, $dz=5\text{mm}$

Reference Value = 25.6 V/m

Peak SAR (extrapolated) = 2.23 W/kg

SAR(1 g) = 1.02 mW/g; SAR(10 g) = 0.550 mW/g

Maximum value of SAR (measured) = 1.08 mW/g



Test Laboratory: Advance Data Technology

M2400N-11b 2Tx-CH11-Mode 11

DUT: RangeMax NEXT Wireless Notebook Adapter ; Type: WN511T ; Test Frequency: 2462 MHz

Communication System: 802.11b ; Frequency: 2462 MHz ; Duty Cycle: 1:1 ; Modulation type: CCK
 Medium: MSL2450 Medium parameters used: $f = 2462$ MHz; $\sigma = 2.04$ mho/m; $\epsilon_r = 51$; $\rho = 1000$ kg/m³ ; Liquid level : 155 mm

Phantom section: Flat Section ; Separation distance : 15 mm (The bottom side of the EUT to the Phantom)
 Antenna type : Printed Antenna ; Air temp. : 23.3 degrees ; Liquid temp. : 22.1 degrees

DASY4 Configuration:

- Probe: ET3DV6 - SN1687 ; ConvF(4.13, 4.13, 4.13) ; Calibrated: 2005/9/15
- Sensor-Surface: 4mm (Mechanical Surface Detection)
- Electronics: DAE3 Sn510 ; Calibrated: 2005/8/17
- Phantom: SAM 12 ; Type: SAM V4.0 ; Serial: TP 1202
- Measurement SW: DASY4, V4.6 Build 23 ; Postprocessing SW: SEMCAD, V1.8 Build 161

High Channel 11/Area Scan (7x11x1): Measurement grid: dx=15mm, dy=15mm
 Maximum value of SAR (measured) = 0.907 mW/g

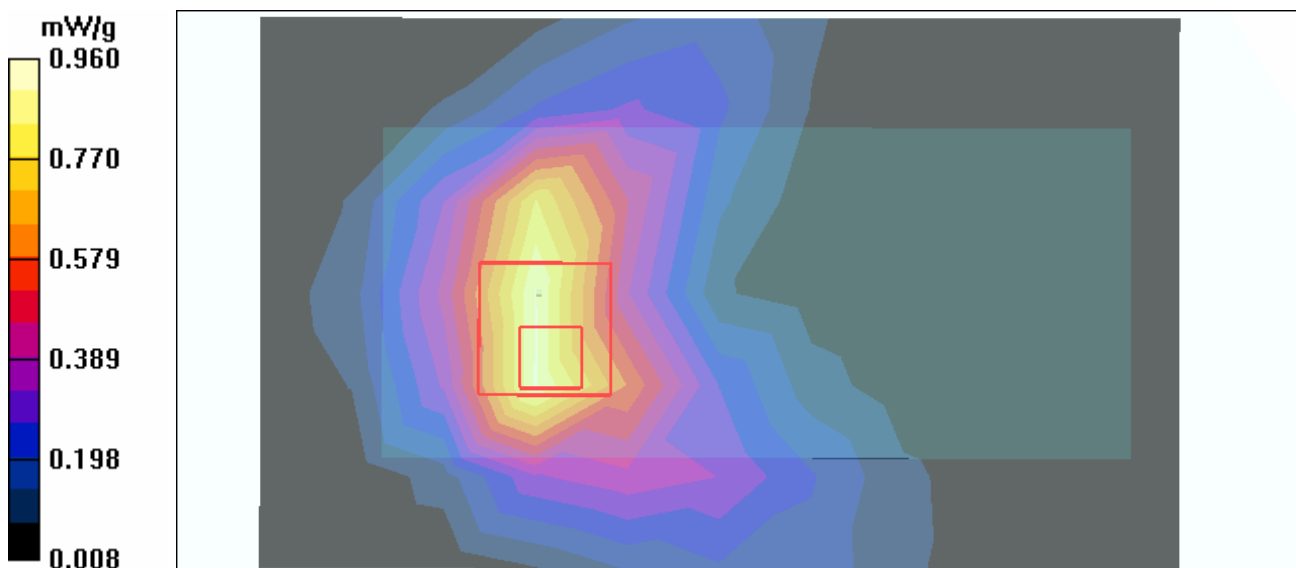
High Channel 11/Zoom Scan (7x7x7) (7x7x7)/Cube 0: Measurement grid: dx=5mm, dy=5mm, dz=5mm

Reference Value = 23.1 V/m

Peak SAR (extrapolated) = 1.99 W/kg

SAR(1 g) = 0.905 mW/g; SAR(10 g) = 0.478 mW/g

Maximum value of SAR (measured) = 0.960 mW/g



Test Laboratory: Advance Data Technology

M2400N-11g 2Tx-CH1-Mode 12

DUT: RangeMax NEXT Wireless Notebook Adapter ; Type: WN511T ; Test Frequency: 2412 MHz

Communication System: 802.11g ; Frequency: 2412 MHz ; Duty Cycle: 1:1 ; Modulation type: OFDM
 Medium: MSL2450 Medium parameters used: $f = 2412$ MHz; $\sigma = 1.95$ mho/m; $\epsilon_r = 51.1$; $\rho = 1000$ kg/m³ ; Liquid level : 155 mm

Phantom section: Flat Section ; Separation distance : 15 mm (The bottom side of the EUT to the Phantom)
 Antenna type : Printed Antenna ; Air temp. : 23.3 degrees ; Liquid temp. : 22.1 degrees

DASY4 Configuration:

- Probe: ET3DV6 - SN1687 ; ConvF(4.13, 4.13, 4.13) ; Calibrated: 2005/9/15
- Sensor-Surface: 4mm (Mechanical Surface Detection)
- Electronics: DAE3 Sn510 ; Calibrated: 2005/8/17
- Phantom: SAM 12 ; Type: SAM V4.0 ; Serial: TP 1202
- Measurement SW: DASY4, V4.6 Build 23 ; Postprocessing SW: SEMCAD, V1.8 Build 161

Low Channel 1/Area Scan (7x11x1): Measurement grid: dx=15mm, dy=15mm
 Maximum value of SAR (measured) = 0.430 mW/g

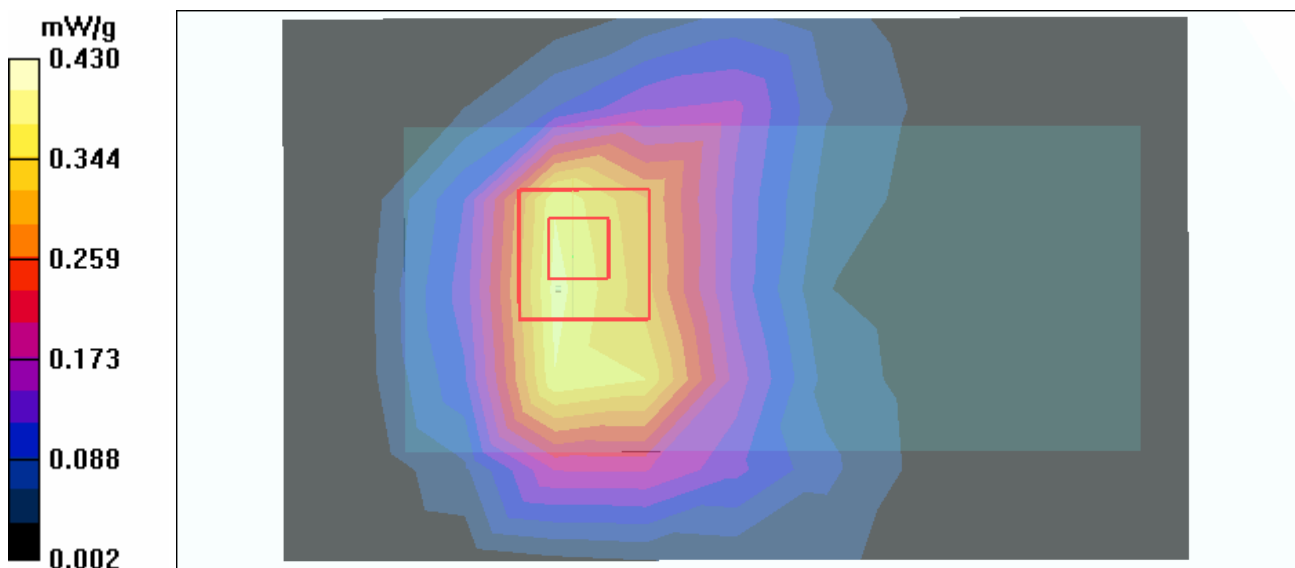
Low Channel 1/Zoom Scan (7x7x7) (7x7x7)/Cube 0: Measurement grid: dx=5mm, dy=5mm, dz=5mm

Reference Value = 14.9 V/m

Peak SAR (extrapolated) = 0.795 W/kg

SAR(1 g) = 0.390 mW/g; SAR(10 g) = 0.215 mW/g

Maximum value of SAR (measured) = 0.417 mW/g



Test Laboratory: Advance Data Technology

M2400N-11g 2Tx-CH6-Mode 12

DUT: RangeMax NEXT Wireless Notebook Adapter ; Type: WN511T ; Test Frequency: 2437 MHz

Communication System: 802.11g ; Frequency: 2437 MHz ; Duty Cycle: 1:1 ; Modulation type: OFDM
 Medium: MSL2450 Medium parameters used: $f = 2437$ MHz; $\sigma = 1.99$ mho/m; $\epsilon_r = 51$; $\rho = 1000$ kg/m³ ; Liquid level : 155 mm

Phantom section: Flat Section ; Separation distance : 15 mm (The bottom side of the EUT to the Phantom)
 Antenna type : Printed Antenna ; Air temp. : 23.3 degrees ; Liquid temp. : 22.1 degrees

DASY4 Configuration:

- Probe: ET3DV6 - SN1687 ; ConvF(4.13, 4.13, 4.13) ; Calibrated: 2005/9/15
- Sensor-Surface: 4mm (Mechanical Surface Detection)
- Electronics: DAE3 Sn510 ; Calibrated: 2005/8/17
- Phantom: SAM 12 ; Type: SAM V4.0 ; Serial: TP 1202
- Measurement SW: DASY4, V4.6 Build 23 ; Postprocessing SW: SEMCAD, V1.8 Build 161

Mid Channel 6/Area Scan (7x11x1): Measurement grid: dx=15mm, dy=15mm

Maximum value of SAR (measured) = 0.949 mW/g

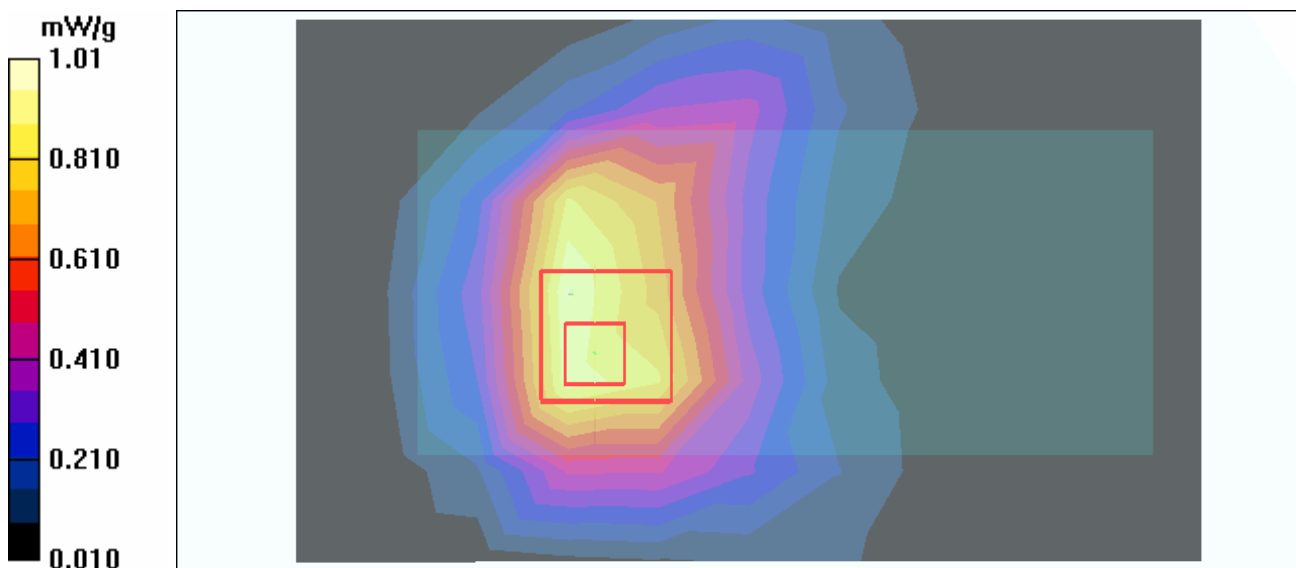
Mid Channel 6/Zoom Scan (7x7x7) (7x7x7)/Cube 0: Measurement grid: dx=5mm, dy=5mm, dz=5mm

Reference Value = 22.6 V/m

Peak SAR (extrapolated) = 2.08 W/kg

SAR(1 g) = 0.948 mW/g; SAR(10 g) = 0.524 mW/g

Maximum value of SAR (measured) = 1.01 mW/g



Test Laboratory: Advance Data Technology

M2400N-11g 2Tx-CH11-Mode 12

DUT: RangeMax NEXT Wireless Notebook Adapter ; Type: WN511T ; Test Frequency: 2462 MHz

Communication System: 802.11g ; Frequency: 2462 MHz ; Duty Cycle: 1:1 ; Modulation type: OFDM
 Medium: MSL2450 Medium parameters used: $f = 2462$ MHz; $\sigma = 2.04$ mho/m; $\epsilon_r = 51$; $\rho = 1000$ kg/m³ ; Liquid level : 155 mm

Phantom section: Flat Section ; Separation distance : 15 mm (The bottom side of the EUT to the Phantom)
 Antenna type : Printed Antenna ; Air temp. : 23.3 degrees ; Liquid temp. : 22.1 degrees

DASY4 Configuration:

- Probe: ET3DV6 - SN1687 ; ConvF(4.13, 4.13, 4.13) ; Calibrated: 2005/9/15
- Sensor-Surface: 4mm (Mechanical Surface Detection)
- Electronics: DAE3 Sn510 ; Calibrated: 2005/8/17
- Phantom: SAM 12 ; Type: SAM V4.0 ; Serial: TP 1202
- Measurement SW: DASY4, V4.6 Build 23 ; Postprocessing SW: SEMCAD, V1.8 Build 161

High Channel 11/Area Scan (7x11x1): Measurement grid: dx=15mm, dy=15mm
 Maximum value of SAR (measured) = 0.353 mW/g

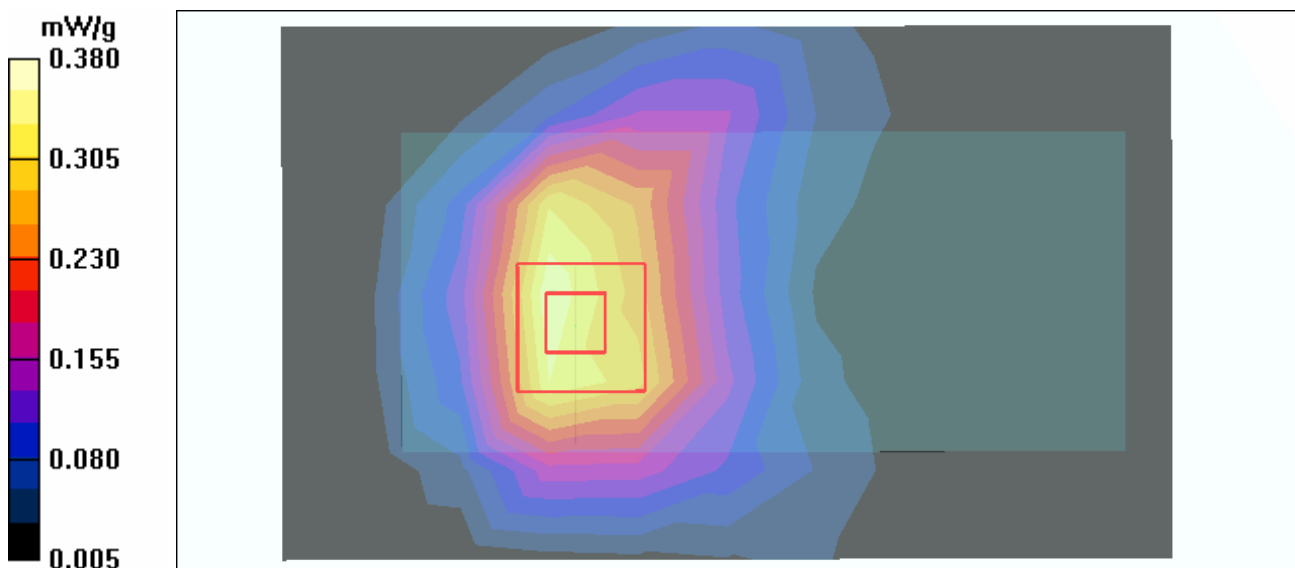
High Channel 11/Zoom Scan (7x7x7) (7x7x7)/Cube 0: Measurement grid: dx=5mm, dy=5mm, dz=5mm

Reference Value = 11.4 V/m

Peak SAR (extrapolated) = 0.743 W/kg

SAR(1 g) = 0.353 mW/g; SAR(10 g) = 0.196 mW/g

Maximum value of SAR (measured) = 0.380 mW/g



Test Laboratory: Advance Data Technology

M2400N-SPAN20 2Tx-CH1-Mode 13

DUT: RangeMax NEXT Wireless Notebook Adapter ; Type: WN511T ; Test Frequency: 2412 MHz

Communication System: 802.11n ; Frequency: 2412 MHz ; Duty Cycle: 1:1 ; Modulation type: OFDM

Medium: MSL2450 Medium parameters used: $f = 2412$ MHz; $\sigma = 1.95$ mho/m; $\epsilon_r = 51.1$; $\rho = 1000$

kg/m^3 ; Liquid level : 155 mm

Phantom section: Flat Section ; Separation distance : 15 mm (The bottom side of the EUT to the Phantom)

Antenna type : Printed Antenna ; Air temp. : 23.3 degrees ; Liquid temp. : 22.1 degrees

DASY4 Configuration:

- Probe: ET3DV6 - SN1687 ; ConvF(4.13, 4.13, 4.13) ; Calibrated: 2005/9/15

- Sensor-Surface: 4mm (Mechanical Surface Detection)

- Electronics: DAE3 Sn510 ; Calibrated: 2005/8/17

- Phantom: SAM 12 ; Type: SAM V4.0 ; Serial: TP 1202

- Measurement SW: DASY4, V4.6 Build 23 ; Postprocessing SW: SEMCAD, V1.8 Build 161

Low Channel 1/Area Scan (7x11x1): Measurement grid: $dx=15\text{mm}$, $dy=15\text{mm}$

Maximum value of SAR (measured) = 0.309 mW/g

Low Channel 1/Zoom Scan (7x7x7) (7x7x7)/Cube 0: Measurement grid: $dx=5\text{mm}$, $dy=5\text{mm}$, $dz=5\text{mm}$

Reference Value = 12.6 V/m

Peak SAR (extrapolated) = 0.697 W/kg

SAR(1 g) = 0.321 mW/g; SAR(10 g) = 0.177 mW/g

Maximum value of SAR (measured) = 0.343 mW/g

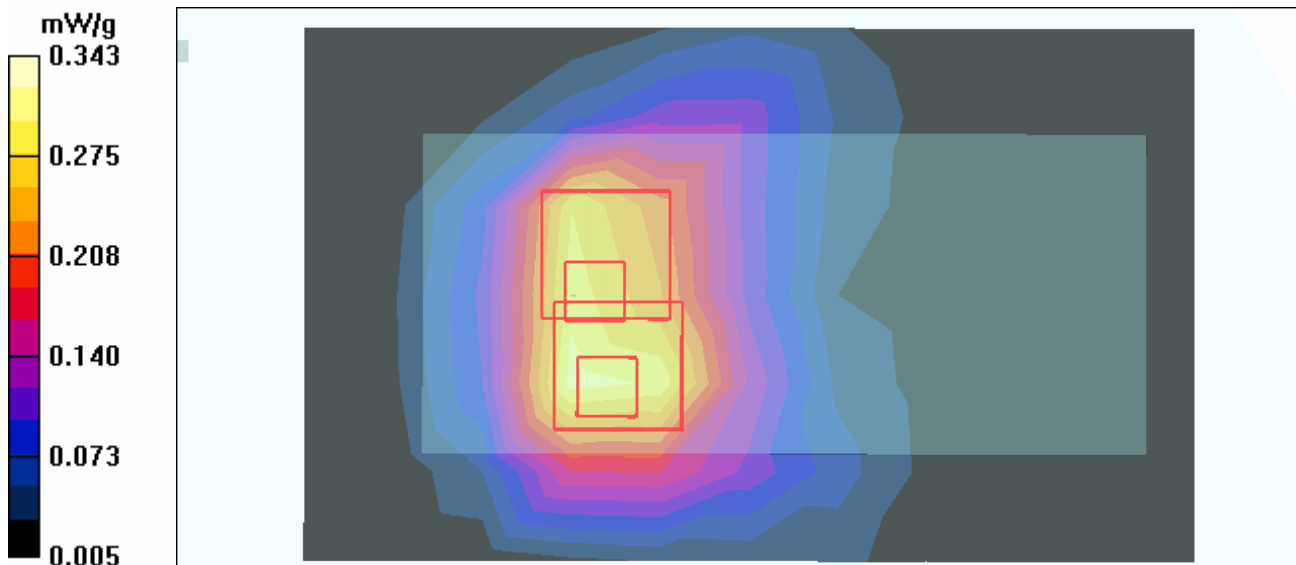
Low Channel 1/Zoom Scan (7x7x7) (7x7x7)/Cube 1: Measurement grid: $dx=5\text{mm}$, $dy=5\text{mm}$, $dz=5\text{mm}$

Reference Value = 12.6 V/m

Peak SAR (extrapolated) = 0.588 W/kg

SAR(1 g) = 0.288 mW/g; SAR(10 g) = 0.159 mW/g

Maximum value of SAR (measured) = 0.313 mW/g



Test Laboratory: Advance Data Technology

M2400N-SPAN20 2Tx-CH6-Mode 13

DUT: RangeMax NEXT Wireless Notebook Adapter ; Type: WN511T ; Test Frequency: 2437 MHz

Communication System: 802.11n ; Frequency: 2437 MHz ; Duty Cycle: 1:1 ; Modulation type: OFDM
 Medium: MSL2450 Medium parameters used: $f = 2437$ MHz; $\sigma = 1.99$ mho/m; $\epsilon_r = 51$; $\rho = 1000$ kg/m³ ; Liquid level : 155 mm

Phantom section: Flat Section ; Separation distance : 15 mm (The bottom side of the EUT to the Phantom)
 Antenna type : Printed Antenna ; Air temp. : 23.3 degrees ; Liquid temp. : 22.1 degrees

DASY4 Configuration:

- Probe: ET3DV6 - SN1687 ; ConvF(4.13, 4.13, 4.13) ; Calibrated: 2005/9/15
- Sensor-Surface: 4mm (Mechanical Surface Detection)
- Electronics: DAE3 Sn510 ; Calibrated: 2005/8/17
- Phantom: SAM 12 ; Type: SAM V4.0 ; Serial: TP 1202
- Measurement SW: DASY4, V4.6 Build 23 ; Postprocessing SW: SEMCAD, V1.8 Build 161

Mid Channel 6/Area Scan (7x11x1): Measurement grid: dx=15mm, dy=15mm

Maximum value of SAR (measured) = 0.785 mW/g

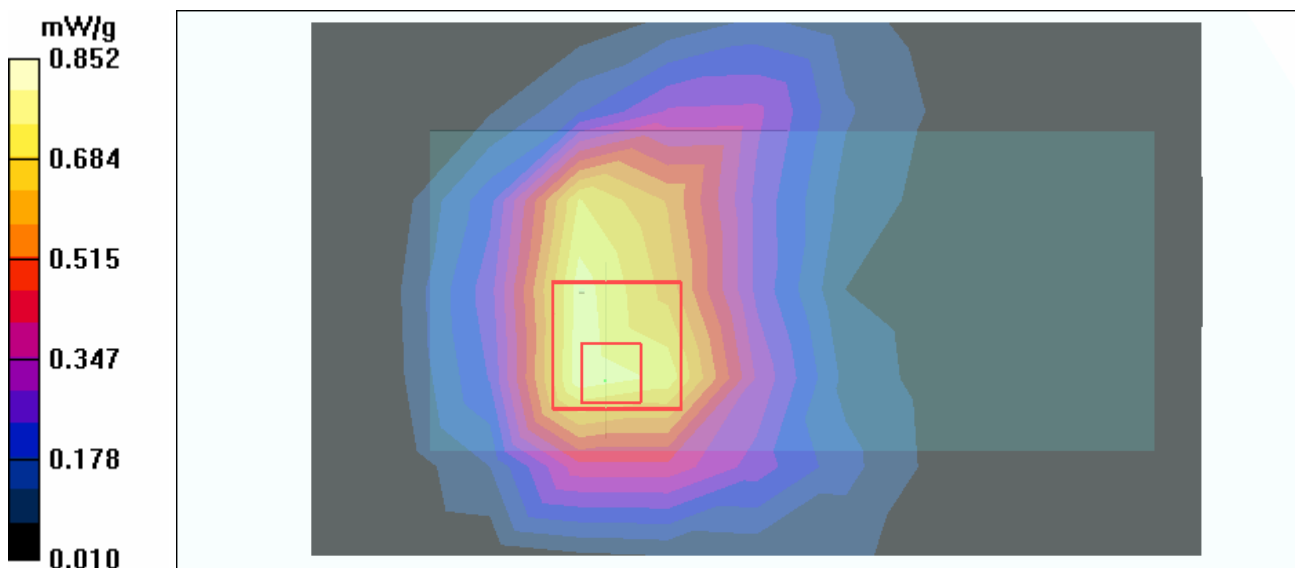
Mid Channel 6/Zoom Scan (7x7x7) (7x7x7)/Cube 0: Measurement grid: dx=5mm, dy=5mm, dz=5mm

Reference Value = 22.9 V/m

Peak SAR (extrapolated) = 1.77 W/kg

SAR(1 g) = 0.804 mW/g; SAR(10 g) = 0.445 mW/g

Maximum value of SAR (measured) = 0.852 mW/g



Test Laboratory: Advance Data Technology

M2400N-SPAN20 2Tx-CH11-Mode 13

DUT: RangeMax NEXT Wireless Notebook Adapter ; Type: WN511T ; Test Frequency: 2462 MHz

Communication System: 802.11n ; Frequency: 2462 MHz ; Duty Cycle: 1:1 ; Modulation type: OFDM

Medium: MSL2450 Medium parameters used: $f = 2462$ MHz; $\sigma = 2.04$ mho/m; $\epsilon_r = 51$; $\rho = 1000$

kg/m³ ; Liquid level : 155 mm

Phantom section: Flat Section ; Separation distance : 15 mm (The bottom side of the EUT to the Phantom)

Antenna type : Printed Antenna ; Air temp. : 23.3 degrees ; Liquid temp. : 22.1 degrees

DASY4 Configuration:

- Probe: ET3DV6 - SN1687 ; ConvF(4.13, 4.13, 4.13) ; Calibrated: 2005/9/15

- Sensor-Surface: 4mm (Mechanical Surface Detection)

- Electronics: DAE3 Sn510 ; Calibrated: 2005/8/17

- Phantom: SAM 12 ; Type: SAM V4.0 ; Serial: TP 1202

- Measurement SW: DASY4, V4.6 Build 23 ; Postprocessing SW: SEMCAD, V1.8 Build 161

High Channel 11/Area Scan (7x11x1): Measurement grid: dx=15mm, dy=15mm

Maximum value of SAR (measured) = 0.305 mW/g

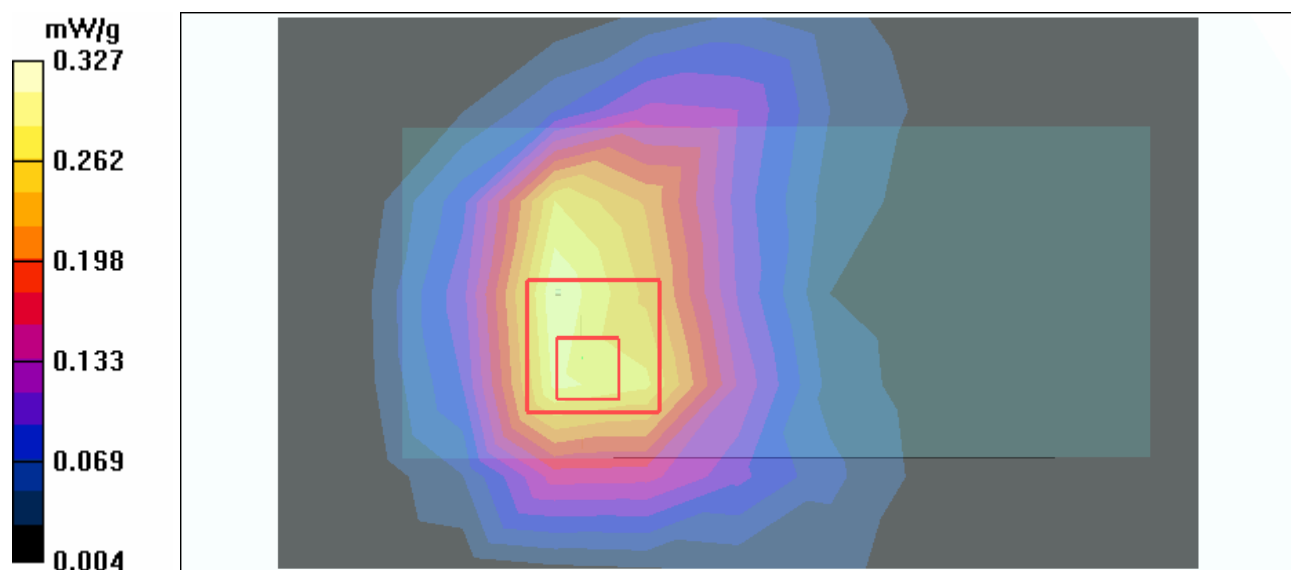
High Channel 11/Zoom Scan (7x7x7) (7x7x7)/Cube 0: Measurement grid: dx=5mm, dy=5mm, dz=5mm

Reference Value = 12.4 V/m

Peak SAR (extrapolated) = 0.630 W/kg

SAR(1 g) = 0.306 mW/g; SAR(10 g) = 0.172 mW/g

Maximum value of SAR (measured) = 0.327 mW/g



Test Laboratory: Advance Data Technology

M2400N-SPAN40 2Tx-CH3-Mode 14

DUT: RangeMax NEXT Wireless Notebook Adapter ; Type: WN511T ; Test Frequency: 2422 MHz

Communication System: 802.11n ; Frequency: 2422 MHz ; Duty Cycle: 1:1 ; Modulation type: OFDM
 Medium: MSL2450 Medium parameters used: $f = 2422$ MHz; $\sigma = 1.96$ mho/m; $\epsilon_r = 51$; $\rho = 1000$ kg/m³ ; Liquid level : 155 mm

Phantom section: Flat Section ; Separation distance : 15 mm (The bottom side of the EUT to the Phantom)
 Antenna type : Printed Antenna ; Air temp. : 23.3 degrees ; Liquid temp. : 22.1 degrees

DASY4 Configuration:

- Probe: ET3DV6 - SN1687 ; ConvF(4.13, 4.13, 4.13) ; Calibrated: 2005/9/15
- Sensor-Surface: 4mm (Mechanical Surface Detection)
- Electronics: DAE3 Sn510 ; Calibrated: 2005/8/17
- Phantom: SAM 12 ; Type: SAM V4.0 ; Serial: TP 1202
- Measurement SW: DASY4, V4.6 Build 23 ; Postprocessing SW: SEMCAD, V1.8 Build 161

Low Channel 3/Area Scan (7x11x1): Measurement grid: dx=15mm, dy=15mm
 Maximum value of SAR (measured) = 0.311 mW/g

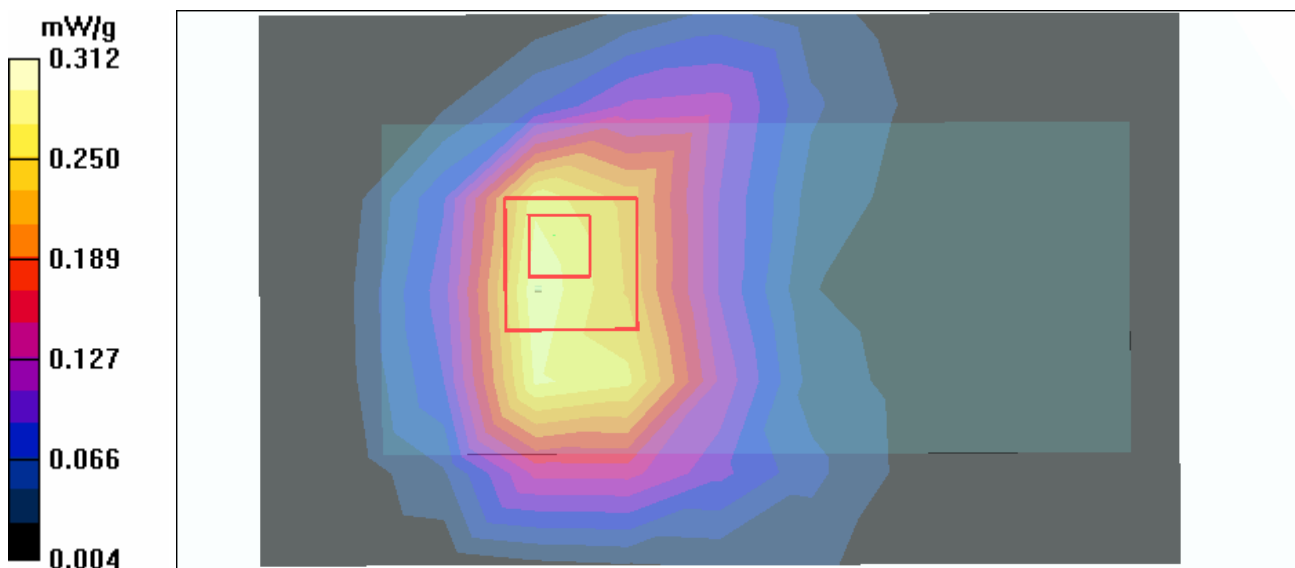
Low Channel 3/Zoom Scan (7x7x7) (7x7x7)/Cube 0: Measurement grid: dx=5mm, dy=5mm, dz=5mm

Reference Value = 10.2 V/m

Peak SAR (extrapolated) = 0.598 W/kg

SAR(1 g) = 0.290 mW/g; SAR(10 g) = 0.162 mW/g

Maximum value of SAR (measured) = 0.312 mW/g



Test Laboratory: Advance Data Technology

M2400N-SPAN40 2Tx-CH6-Mode 14

DUT: RangeMax NEXT Wireless Notebook Adapter ; Type: WN511T ; Test Frequency: 2437 MHz

Communication System: 802.11n ; Frequency: 2437 MHz ; Duty Cycle: 1:1 ; Modulation type: OFDM
 Medium: MSL2450 Medium parameters used: $f = 2437 \text{ MHz}$; $\sigma = 1.99 \text{ mho/m}$; $\epsilon_r = 51$; $\rho = 1000 \text{ kg/m}^3$; Liquid level : 155 mm

Phantom section: Flat Section ; Separation distance : 15 mm (The bottom side of the EUT to the Phantom)
 Antenna type : Printed Antenna ; Air temp. : 23.3 degrees ; Liquid temp. : 22.1 degrees

DASY4 Configuration:

- Probe: ET3DV6 - SN1687 ; ConvF(4.13, 4.13, 4.13) ; Calibrated: 2005/9/15
- Sensor-Surface: 4mm (Mechanical Surface Detection)
- Electronics: DAE3 Sn510 ; Calibrated: 2005/8/17
- Phantom: SAM 12 ; Type: SAM V4.0 ; Serial: TP 1202
- Measurement SW: DASY4, V4.6 Build 23 ; Postprocessing SW: SEMCAD, V1.8 Build 161

Mid Channel 6/Area Scan (7x11x1): Measurement grid: $dx=15\text{mm}$, $dy=15\text{mm}$
 Maximum value of SAR (measured) = 0.404 mW/g

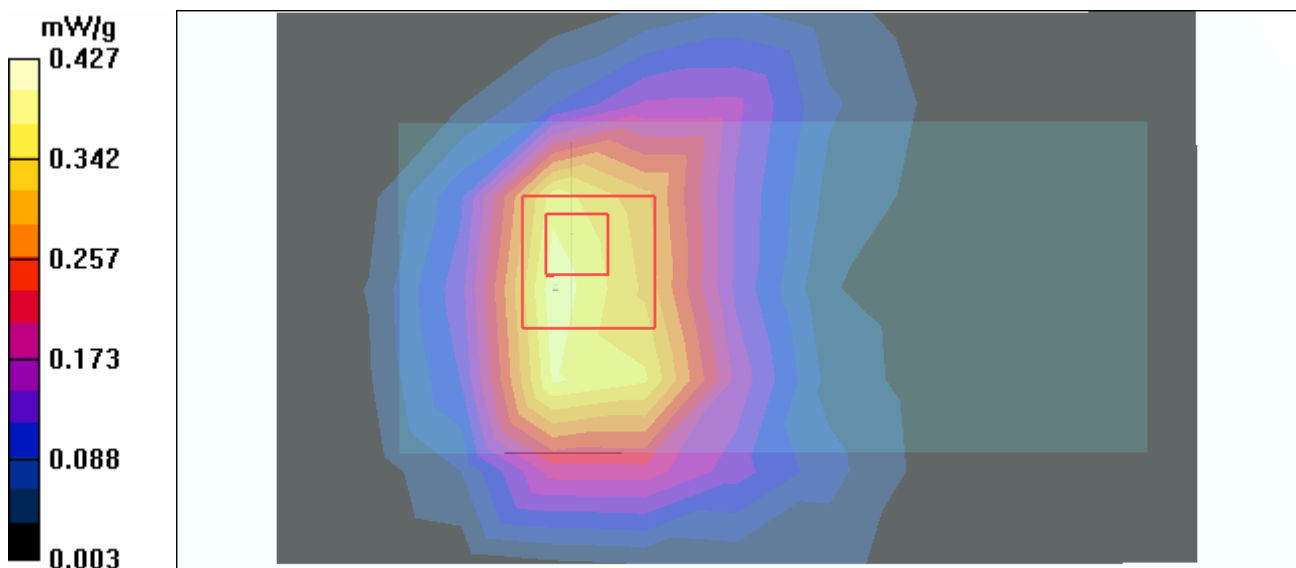
Mid Channel 6/Zoom Scan (7x7x7) (7x7x7)/Cube 0: Measurement grid: $dx=5\text{mm}$, $dy=5\text{mm}$, $dz=5\text{mm}$

Reference Value = 14.2 V/m

Peak SAR (extrapolated) = 0.827 W/kg

SAR(1 g) = 0.395 mW/g; SAR(10 g) = 0.221 mW/g

Maximum value of SAR (measured) = 0.427 mW/g



Test Laboratory: Advance Data Technology

M2400N-SPAN40 2Tx-CH9-Mode 14

DUT: RangeMax NEXT Wireless Notebook Adapter ; Type: WN511T ; Test Frequency: 2452 MHz

Communication System: 802.11n ; Frequency: 2452 MHz ; Duty Cycle: 1:1 ; Modulation type: OFDM
 Medium: MSL2450 Medium parameters used: $f = 2452$ MHz; $\sigma = 2.02$ mho/m; $\epsilon_r = 51$; $\rho = 1000$ kg/m³ ; Liquid level : 155 mm

Phantom section: Flat Section ; Separation distance : 15 mm (The bottom side of the EUT to the Phantom)
 Antenna type : Printed Antenna ; Air temp. : 23.3 degrees ; Liquid temp. : 22.1 degrees

DASY4 Configuration:

- Probe: ET3DV6 - SN1687 ; ConvF(4.13, 4.13, 4.13) ; Calibrated: 2005/9/15
- Sensor-Surface: 4mm (Mechanical Surface Detection)
- Electronics: DAE3 Sn510 ; Calibrated: 2005/8/17
- Phantom: SAM 12 ; Type: SAM V4.0 ; Serial: TP 1202
- Measurement SW: DASY4, V4.6 Build 23 ; Postprocessing SW: SEMCAD, V1.8 Build 161

High Channel 9/Area Scan (7x11x1): Measurement grid: dx=15mm, dy=15mm
 Maximum value of SAR (measured) = 0.213 mW/g

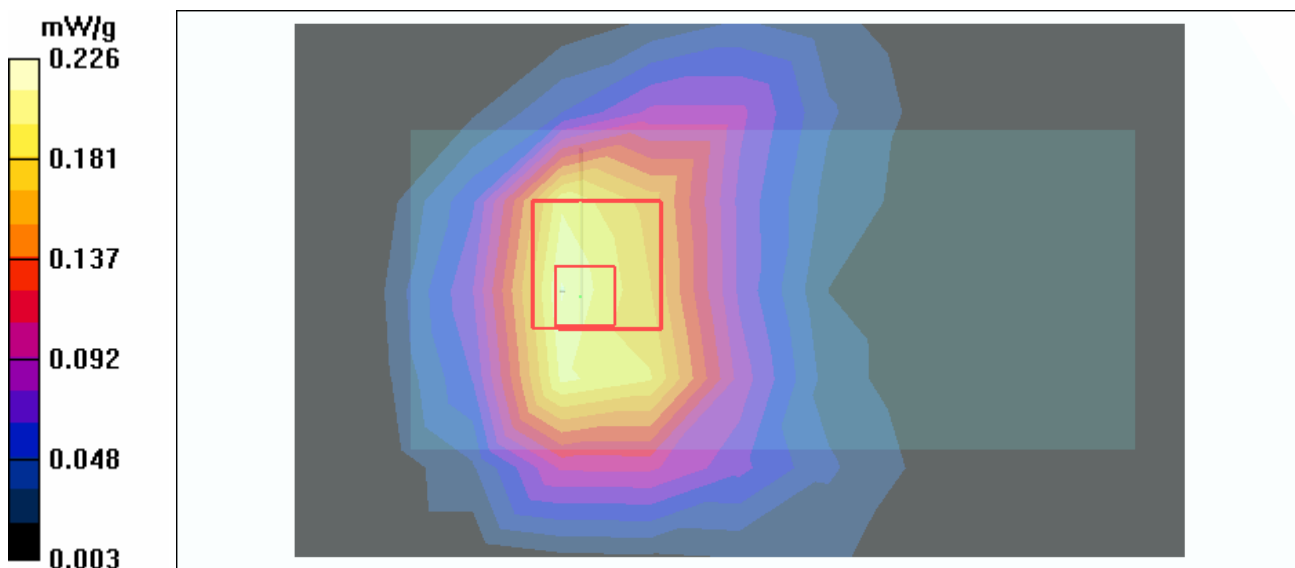
High Channel 9/Zoom Scan (7x7x7) (7x7x7)/Cube 0: Measurement grid: dx=5mm, dy=5mm, dz=5mm

Reference Value = 7.2 V/m

Peak SAR (extrapolated) = 0.434 W/kg

SAR(1 g) = 0.210 mW/g; SAR(10 g) = 0.117 mW/g

Maximum value of SAR (measured) = 0.226 mW/g



Test Laboratory: Advance Data Technology

M2400N-11b CB 2Tx-CH3-Mode 15

DUT: RangeMax NEXT Wireless Notebook Adapter ; Type: WN511T ; Test Frequency: 2422 MHz

Communication System: 802.11b ; Frequency: 2422 MHz ; Duty Cycle: 1:1 ; Modulation type: CCK
 Medium: MSL2450 Medium parameters used: $f = 2422 \text{ MHz}$; $\sigma = 1.96 \text{ mho/m}$; $\epsilon_r = 51$; $\rho = 1000 \text{ kg/m}^3$; Liquid level : 155 mm

Phantom section: Flat Section ; Separation distance : 15 mm (The bottom side of the EUT to the Phantom)
 Antenna type : Printed Antenna ; Air temp. : 23.3 degrees ; Liquid temp. : 22.1 degrees

DASY4 Configuration:

- Probe: ET3DV6 - SN1687 ; ConvF(4.13, 4.13, 4.13) ; Calibrated: 2005/9/15
- Sensor-Surface: 4mm (Mechanical Surface Detection)
- Electronics: DAE3 Sn510 ; Calibrated: 2005/8/17
- Phantom: SAM 12 ; Type: SAM V4.0 ; Serial: TP 1202
- Measurement SW: DASY4, V4.6 Build 23 ; Postprocessing SW: SEMCAD, V1.8 Build 161

Low Channel 3/Area Scan (7x11x1): Measurement grid: $dx=15\text{mm}$, $dy=15\text{mm}$
 Maximum value of SAR (measured) = 0.908 mW/g

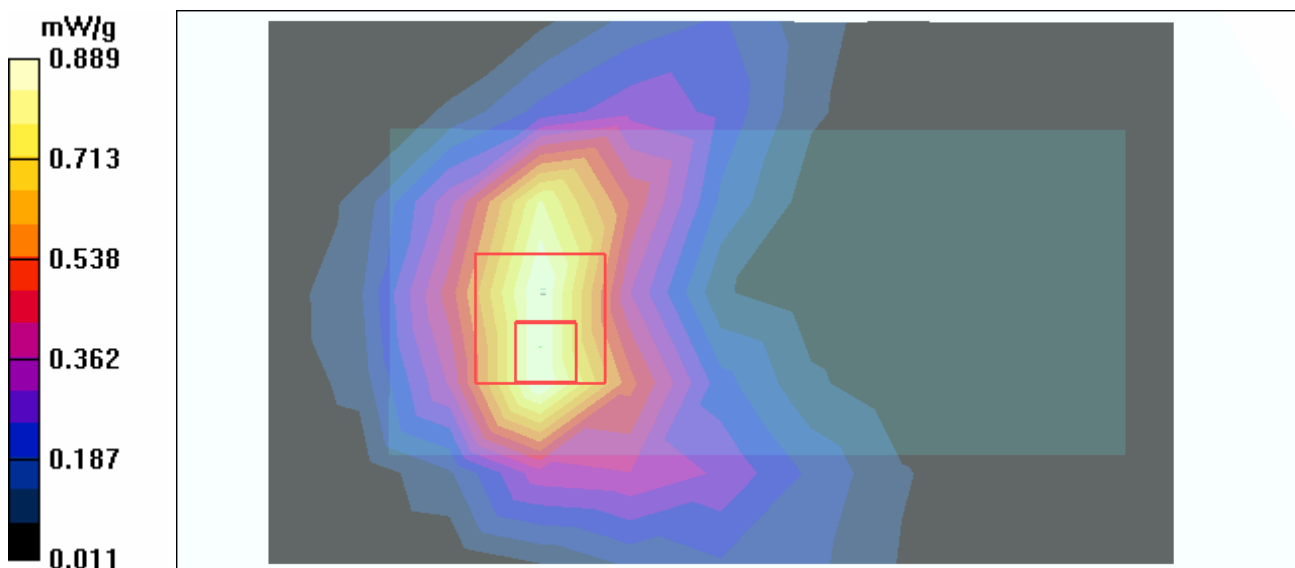
Low Channel 3/Zoom Scan (7x7x7) (7x7x7)/Cube 0: Measurement grid: $dx=5\text{mm}$, $dy=5\text{mm}$, $dz=5\text{mm}$

Reference Value = 25.2 V/m

Peak SAR (extrapolated) = 1.84 W/kg

SAR(1 g) = 0.838 mW/g; SAR(10 g) = 0.452 mW/g

Maximum value of SAR (measured) = 0.889 mW/g



Test Laboratory: Advance Data Technology

M2400N-11b CB 2Tx-CH6-Mode 15

DUT: RangeMax NEXT Wireless Notebook Adapter ; Type: WN511T ; Test Frequency: 2437 MHz

Communication System: 802.11b ; Frequency: 2437 MHz ; Duty Cycle: 1:1 ; Modulation type: CCK
 Medium: MSL2450 Medium parameters used: $f = 2437$ MHz; $\sigma = 1.99$ mho/m; $\epsilon_r = 51$; $\rho = 1000$ kg/m³ ; Liquid level : 155 mm

Phantom section: Flat Section ; Separation distance : 15 mm (The bottom side of the EUT to the Phantom)
 Antenna type : Printed Antenna ; Air temp. : 23.3 degrees ; Liquid temp. : 22.1 degrees

DASY4 Configuration:

- Probe: ET3DV6 - SN1687 ; ConvF(4.13, 4.13, 4.13) ; Calibrated: 2005/9/15
- Sensor-Surface: 4mm (Mechanical Surface Detection)
- Electronics: DAE3 Sn510 ; Calibrated: 2005/8/17
- Phantom: SAM 12 ; Type: SAM V4.0 ; Serial: TP 1202
- Measurement SW: DASY4, V4.6 Build 23 ; Postprocessing SW: SEMCAD, V1.8 Build 161

Mid Channel 6/Area Scan (7x11x1): Measurement grid: dx=15mm, dy=15mm
 Maximum value of SAR (measured) = 1.04 mW/g

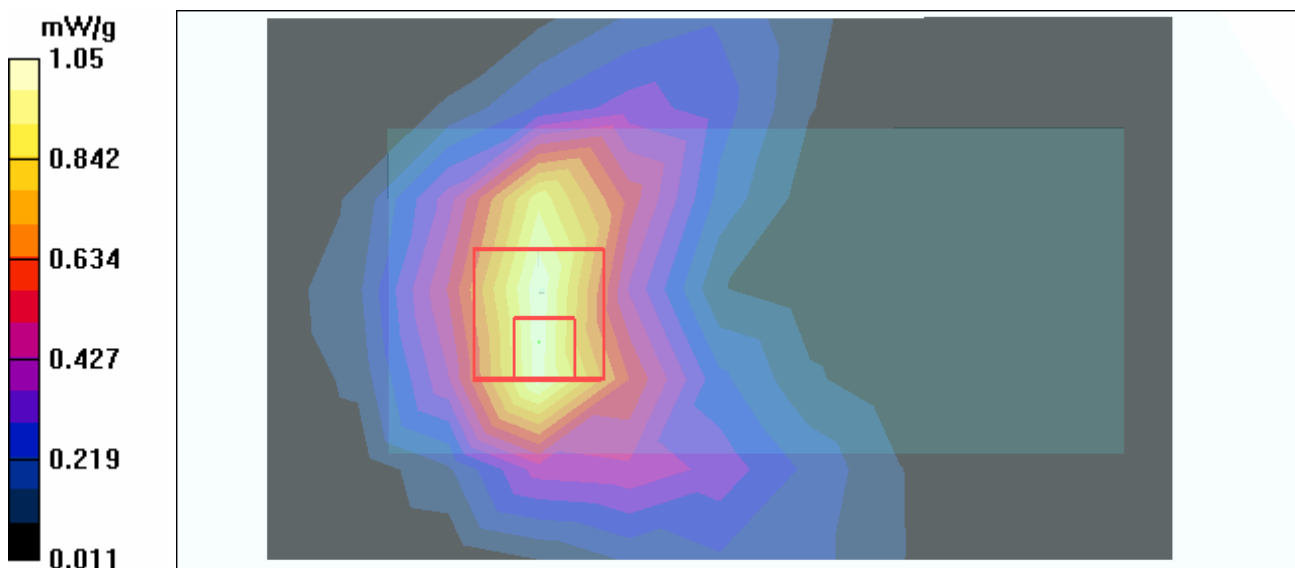
Mid Channel 6/Zoom Scan (7x7x7) (7x7x7)/Cube 0: Measurement grid: dx=5mm, dy=5mm, dz=5mm

Reference Value = 25.0 V/m

Peak SAR (extrapolated) = 2.18 W/kg

SAR(1 g) = 0.995 mW/g; SAR(10 g) = 0.539 mW/g

Maximum value of SAR (measured) = 1.05 mW/g



Test Laboratory: Advance Data Technology

M2400N-11b CB 2Tx-CH9-Mode 15

DUT: RangeMax NEXT Wireless Notebook Adapter ; Type: WN511T ; Test Frequency: 2452 MHz

Communication System: 802.11b ; Frequency: 2452 MHz ; Duty Cycle: 1:1 ; Modulation type: CCK
Medium: MSL2450 Medium parameters used: $f = 2452$ MHz; $\sigma = 2.02$ mho/m; $\epsilon_r = 51$; $\rho = 1000$ kg/m³ ; Liquid level : 155 mm

Phantom section: Flat Section ; Separation distance : 15 mm (The bottom side of the EUT to the Phantom)
Antenna type : Printed Antenna ; Air temp. : 23.3 degrees ; Liquid temp. : 22.1 degrees

DASY4 Configuration:

- Probe: ET3DV6 - SN1687 ; ConvF(4.13, 4.13, 4.13) ; Calibrated: 2005/9/15
- Sensor-Surface: 4mm (Mechanical Surface Detection)
- Electronics: DAE3 Sn510 ; Calibrated: 2005/8/17
- Phantom: SAM 12 ; Type: SAM V4.0 ; Serial: TP 1202
- Measurement SW: DASY4, V4.6 Build 23 ; Postprocessing SW: SEMCAD, V1.8 Build 161

High Channel 9/Area Scan (7x11x1): Measurement grid: dx=15mm, dy=15mm
Maximum value of SAR (measured) = 0.787 mW/g

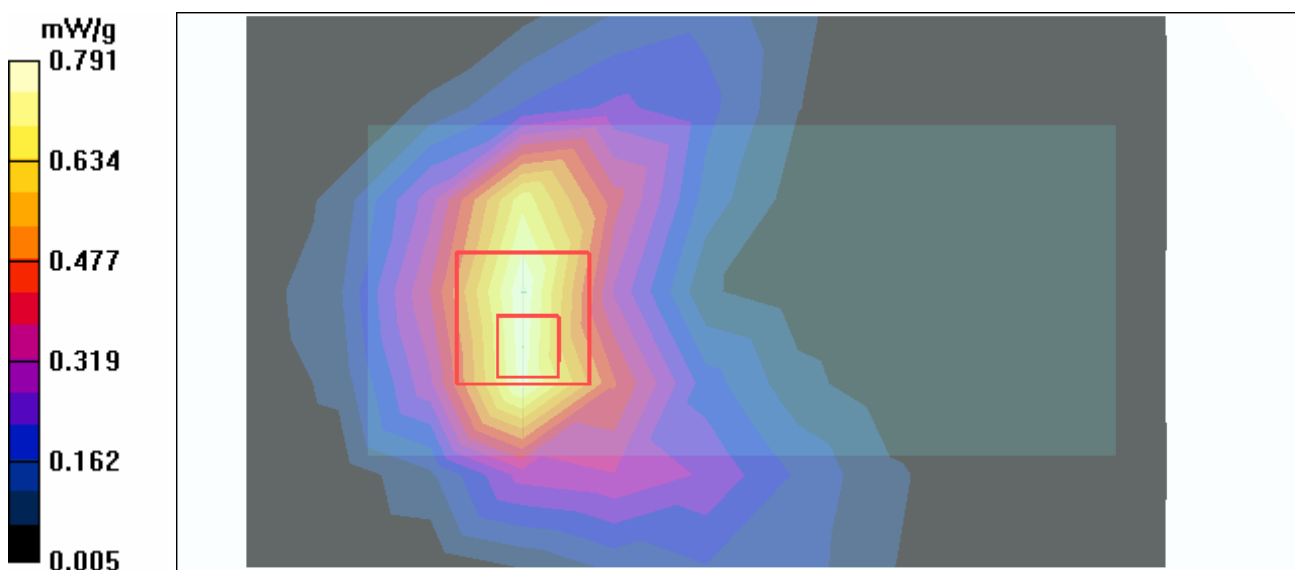
High Channel 9/Zoom Scan (7x7x7) (7x7x7)/Cube 0: Measurement grid: dx=5mm, dy=5mm, dz=5mm

Reference Value = 21.1 V/m

Peak SAR (extrapolated) = 1.56 W/kg

SAR(1 g) = 0.743 mW/g; SAR(10 g) = 0.407 mW/g

Maximum value of SAR (measured) = 0.791 mW/g



Test Laboratory: Advance Data Technology

System Validation Check-MSL 2450MHz

DUT: Dipole 2450 MHz ; Type: D2450V2 ; Serial: 716 ; Test Frequency: 2450 MHz

Communication System: CW ; Frequency: 2450 MHz; Duty Cycle: 1:1; Modulation type: CW
 Medium: MSL2450; Medium parameters used: $f = 2450$ MHz; $\sigma = 2.01$ mho/m; $\epsilon_r = 51$; $\rho = 1000$ kg/m³ ;
 Liquid level : 155 mm
 Phantom section: Flat Section ; Separation distance : 10 mm (The feetpoint of the dipole to the Phantom)
 Air temp. : 23.3 degrees ; Liquid temp. : 22.1 degrees

DASY4 Configuration:

- Probe: ET3DV6 - SN1687 ; ConvF(4.13, 4.13, 4.13) ; Calibrated: 2005/9/15
- Sensor-Surface: 4mm (Mechanical Surface Detection)
- Electronics: DAE3 Sn510; Calibrated: 2005/8/17
- Phantom: SAM 12; Type: SAM V4.0; Serial: TP 1202
- Measurement SW: DASY4, V4.6 Build 23; Postprocessing SW: SEMCAD, V1.8 Build 161

d=10mm, Pin=250mW/Area Scan (5x7x1): Measurement grid: dx=15mm, dy=15mm
 Maximum value of SAR (measured) = 14.4 mW/g

d=10mm, Pin=250mW/Zoom Scan (7x7x7)/Cube 0: Measurement grid: dx=5mm, dy=5mm, dz=5mm

Reference Value = 89.8 V/m ; Power Drift = -0.065 dB

Peak SAR (extrapolated) = 28.4 W/kg

SAR(1 g) = 13 mW/g; SAR(10 g) = 5.96 mW/g

Maximum value of SAR (measured) = 14.6 mW/g

