

WHA YU INDUSTRIAL CO., LTD. (HEAD OFFICE)
 TAI HWA ELECTRONIC CO., LTD.(CHINA)
 SHANGHAI HUA YU ELECTRONIC CO., LTD.(CHINA)
 AEON TECH CO., LTD. (CHINA)

SPECIFICATION FOR APPROVAL

CUSTOMER: 中磊科技股份有限公司

PART NAME: RF Antenna Cable Assembly

PART NO.: 61720091WY

REVISION:

W. Y. P/NO.: C147-510271-A

REV.: X1

	MANUFACTURER SIGNATURE	CUSTOMER SIGNATURE
APPROVED BY :		
DATE :		

WHA YU GROUP

WHA YU INDUSTRIAL CO., LTD.(HEAD OFFICE)

譚裕實業股份有限公司

Address: No.326, Sec 2, Kung Tao 5 Road, Hsin Chu City, Taiwan, R.O.C.

Tel:+886-3-5714225(REP.)

Fax:+ 886-3-5713853 · + 886-3-5723600

TAI HWA ELECTRONIC CO., LTD. (CHINA)

台樺電業製品廠

Address: Pak Ho District, Hiu Street Town, Dong Guan City, Guangdong, China

Tel: + 86-769-5599375 · + 86-769-5912375

Fax: + 86-769-5599376

HUA HONG INTERNATIONAL LTD.

華弘國際有限公司

Rm.1103A,President Commercial Centre,608 Nathan Road,Mong Kok,Kowloon,Hong Kong

Tel: + 86-852-27712210

Fax: + 86-852-23843747

SHANGHAI HUA YU ELECTRONIC CO., LTD. (CHINA)

上海譚裕電子有限公司

Address:3586,Wai Qing Song Road, Qing Pu County, Shanghai China

Tel: + 86-21-59741348 · + 86-21-59744101~4

Fax: + 86-21-59741347

SU ZHOU AEON TECH CO., LTD. (CHINA)

蘇州華廣電通有限公司

Address:Limin North Road, LiLi Town,LiLi Industrial Park,LinHu Economic Zone

Wujiang City,Jiangsu Province,China

Tel: + 86-512-63627980

Fax: + 86-512-63627981

Contents

Item	Description	Page
1.	天線規格表 1
2.	成品圖 2
3.	測試報告 3~5
4.	Cable 規格 6~8
5.	Connector 材質特性 9
6.	SGS 測試 10~36

RF Antenna Cable Assembly

Specification

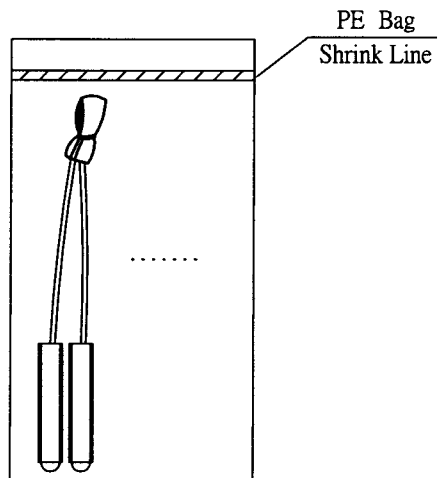
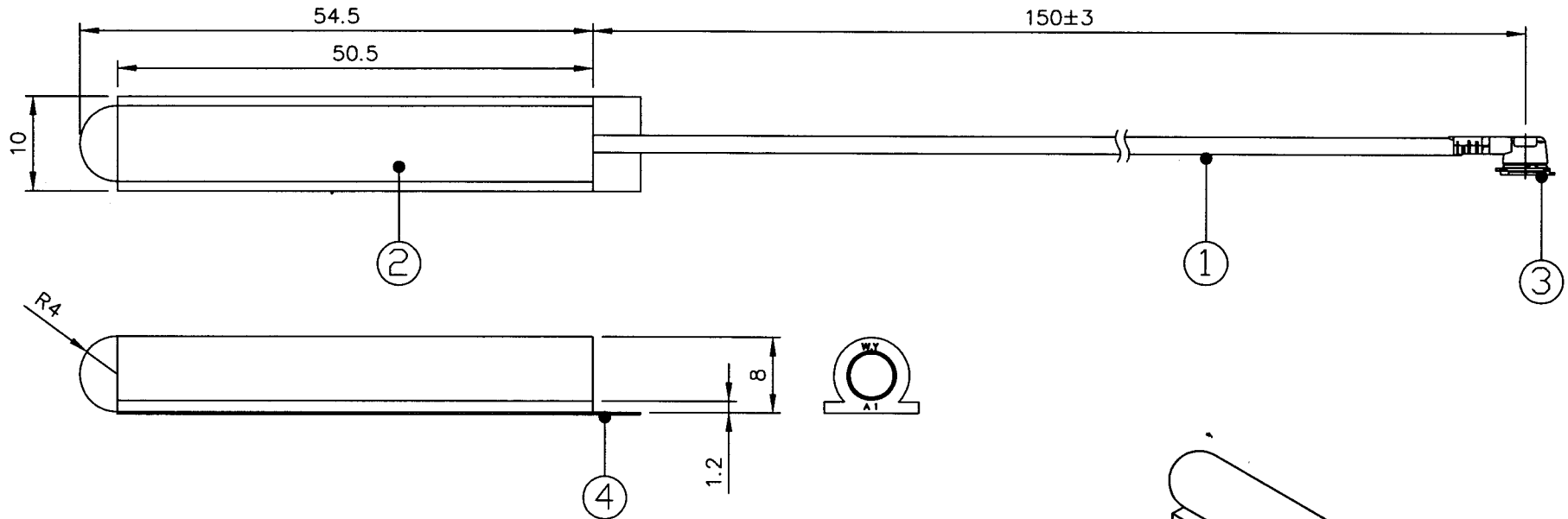
1. Electrical Properties :

- 1.1 Frequency Range..... 2.4GHz ~ 2.5GHz
- 1.2 Impedance 50Ω Nominal
- 1.3 VSWR 1.92 Max.
- 1.4 Return Loss..... -10 dB Maximum
- 1.5 Radiation Omni-directional
- 1.6 Gain(peak)..... 1.8dBi (excluding cable loss)
- 1.7 Cable Loss..... 0.6dB
- 1.8 Polarization..... Linear Vertical
- 1.9 Admitted Power..... 1W

2. Physical Properties :

- 2.1 Cable..... φ1.13 Coaxial Cable
- 2.2 Antenna Cover..... ABS+PC
- 2.3 Operating Temp. -20 ~ +65
- 2.4 Storage Temp. -30 ~ +75
- 2.5 Color White
- 2.6 Connector..... HRS

REV	DATE	DESCRIPTION
X1	3/17-2006	New Issue
X2	3/21-2006	Changed Cable Length



Packing : 25 pcs/bag

Specification :
 Frequency Range : 2.4GHz~2.5GHz
 Return Loss : -10 dB or less
 VSWR : 1.92 or less
 Gain(peak) : 1.8 dBi

NO	DESCRIPTION	QTY	REMARK
4	雙面膠	Hi-Bon 11-583 ; W9.50XL50.0mm	1
3	Connector	HRS Connector	1
2	Antenna Cap	ABS+PC ; White,Du Pont LS033	1
1	Coaxial cable	∅1.13 Coaxial Cable	1

CUSTOMER'S SINGATURE	XX.	±3.0	APPROVED	CUSTOMER: 中磊	
	X.	±1.0	CHECKED		PART NO : 61720091WY
	.X	±0.25	DRAWING		PARTNAME: RF Cable Assembly
	.XX	±0.1			W.Y P/NO : C147-510271-A
	.XXX	±0.05			REV UNIT FILE :
			程淑娟	X2 m/m SHEET : 1/1	

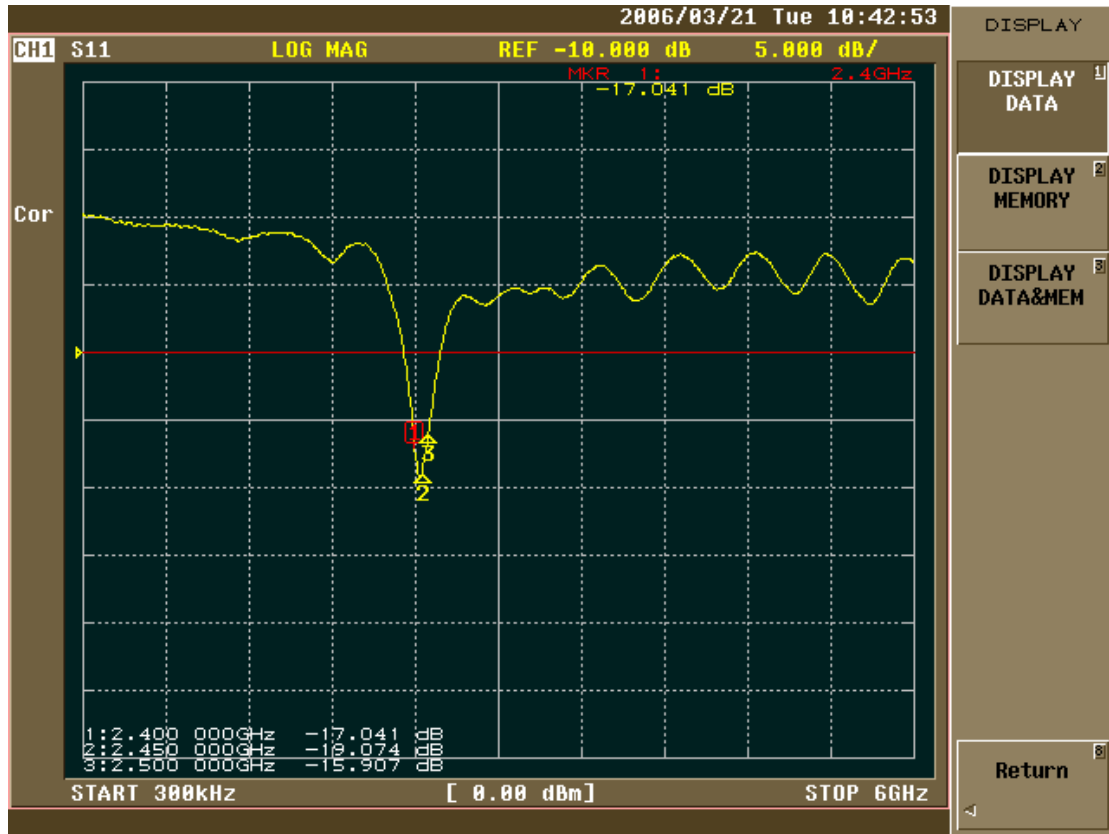
Wha Yu INDUSTRIAL CO.,LTD.
 譚裕實業股份有限公司

THIS DRAWING, AND ITS INHERANT DESIGN CONCEPTS, ARE THE PROPERTY OF WHA YU AND AS SUCH MAY NOT BE COPIED, REPRODUCED, OR GIVEN TO THIRD PARTIES WITHOUT THE WRITTEN CONSENT OF WHA YU.



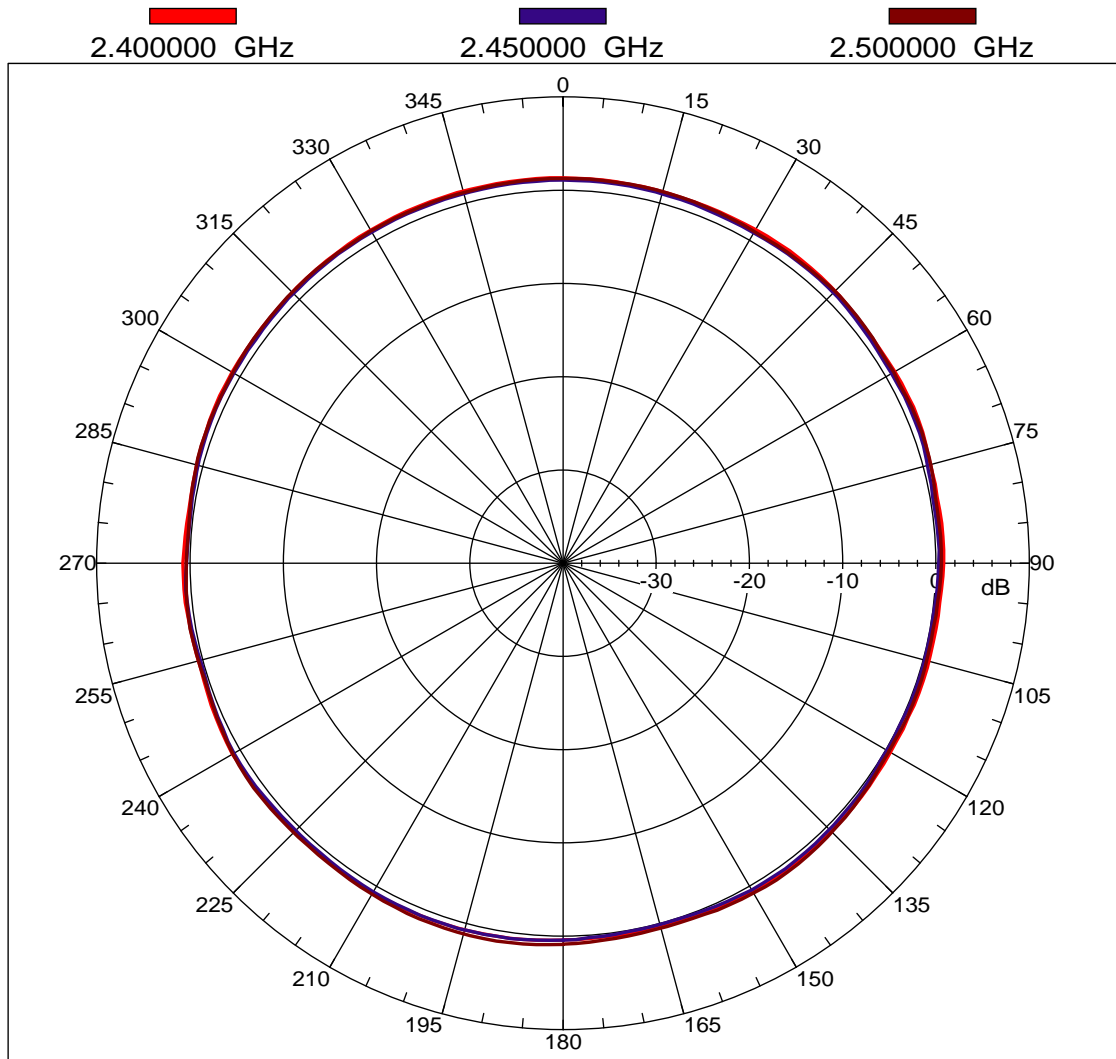
RF Antenna Assembly

P/NO : C147-510271-A SPEC : 2.4GHz



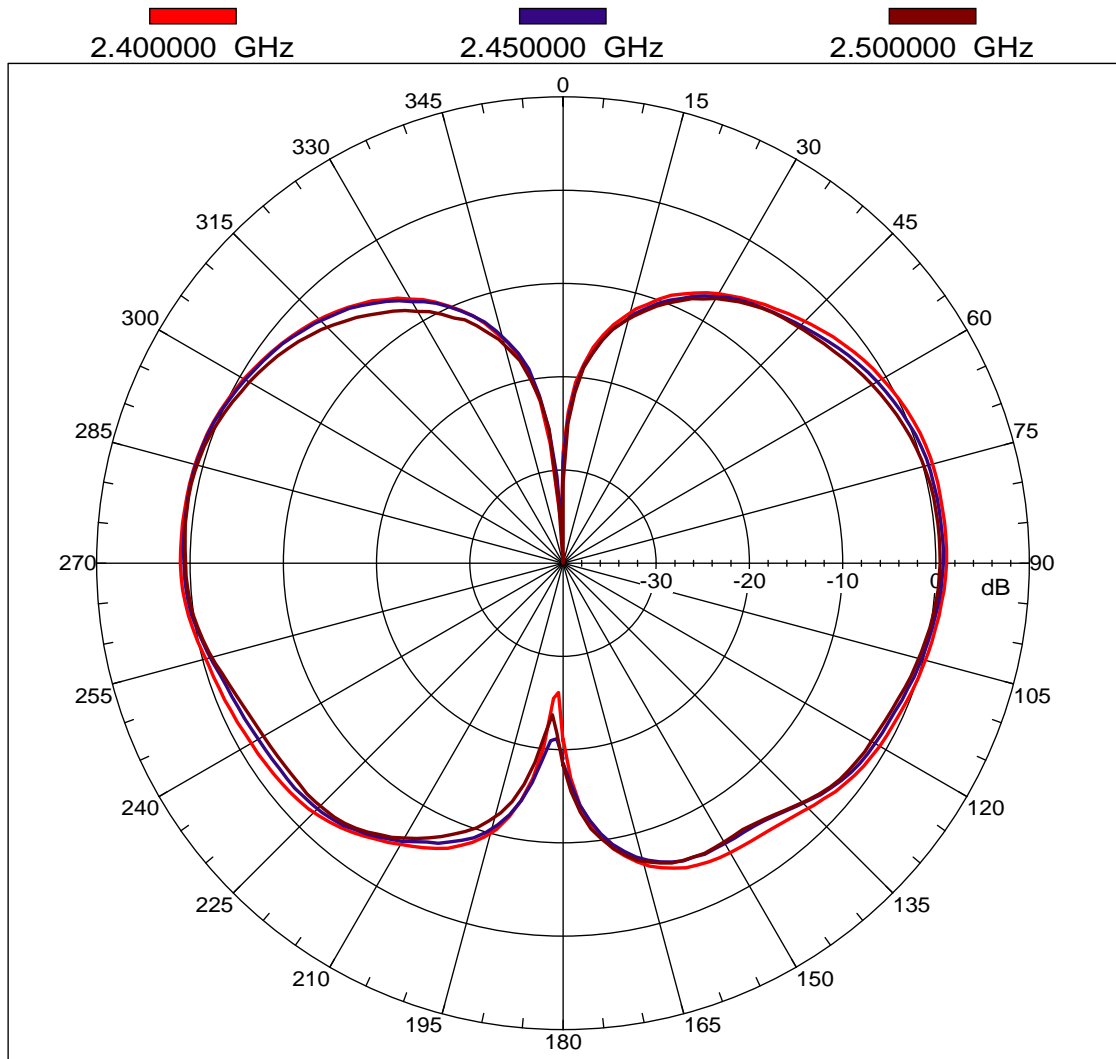
3/21/2006

Far-field amplitude of 150-V.nsi



3/21/2006

Far-field amplitude of 150-H01.nsi



3/21/2006

Date : 2005/02/02

Our Spec. No. WS05-M016

MESSRS.

SPECIFICATION
FOR
HIGH FREQUENCY COAXIAL CABLE
" KHCX - 32AWG - SB - TA " GRAY

SHOWA ELECTRIC WIRE & CABLE CO., LTD.

TORANOMON

TOKYO JAPAN

T. Mori

T. Mori
Manager, Engineering Section
Engineering Dept.
Electronic Wire Business Unit

1. 適用(SCOPE)

本仕様書は電子機器などの内部配線に使用される細径同軸“KHCX-32AWG-SB-TA”の構造と特性について定める。

This specification covers the construction and characteristics of coaxial cable “KHCX-32AWG-SB-TA” for internal wiring of electronic equipment.

2. ケーブル型名の説明 (EXPLANATION OF CABLE TYPE)

KHCX-32AWG-SB-TA

(1) (2) (3) (4)

(1) ケーブル略称 (Cable Abbreviation)

(2) 導体サイズ (Conductor Size)

(3) Inner Conductor Type (4) Outer Conductor Type.

3. 構造(CONSTRUCTION)

項目 Item		要求特性 Requirement
内部導体 Inner conductor	材質 Material	銀めっき軟銅線 Silver coated annealed copper wire
	構成 Stranding	7/0.08mm
	外径 Diameter	標準 0.24mm Nom. 0.24mm
絶縁体 Insulation	材質 Material	FEP
	色別 Color	自然色 Natural
	厚さ Thickness	標準 0.22mm Nom. 0.22mm
	外径 Diameter	0.68 +0.04/ -0.02mm
外部導体 Outer conductor	材質 Material	錫めっき銅合金線編組 Tinned copper alloy wire braid shield
	構成 Stranding	16/4/0.05 mm
	編組密度 Coverage	Approx. 90%
シース Sheath	材質 Material	FEP
	色別 Color	灰・白・黒 Gray・White・Black
	厚さ Thickness	標準 0.10mm Nom. 0.10mm
仕上外径 Overall diameter	1.13mm +0.08/ -0.05mm	
概算質量 Approximate mass	3 kg/km	

4. 特性 (CHARACTERISTICS)

項目 Item	単位 Unit	要求特性 Requirements
導体抵抗 Conductor Resistance	Ω/km	597 以下 (20°C) Max. 520 (at 20°C)
絶縁抵抗 Insulation Resistance	$\text{M}\Omega\text{km}$	1,500 以上 (DC 500V 1 分間充電後, 20°C) Min. 1,500 (After charge DC 500V for 1 min. at 20°C)
耐電圧 Dielectric Strength	-	絶縁体 : AC.1.5kV/0.15 秒間 (スパークテスト) Dielectric core : No breakdown at AC.1.5kV for 0.15sec by spark test.
		シース : AC.1.5kV/0.15 秒間 (スパークテスト) Jacket : No breakdown at AC.1.5kV for 0.15sec by spark test.
		内部導体-外部導体間 : AC.500V/1 分間 No breakdown at AC.500V for 1 min between outer conductor and inner conductor.
静電容量 Capacitance	pF/m	標準 98 (at 1kHz) Nom. 98 (at 1kHz)
特性インピーダンス Characteristic Impedance	Ω	50 ± 2 (at TDR)
減衰量 Attenuation	dB/m	2.0GHz : 2.9 以下 Max.2.9 2.4GHz : 3.2 以下 Max.3.2 3.0GHz : 3.7 以下 Max.3.7 4.0GHz : 4.3 以下 Max.4.3 5.0GHz : 4.8 以下 Max.4.8 6.0GHz : 5.3 以下 Max.5.3
VSWR	--	2.4~2.5GHz : 1.20 以下 Max.1.20 4.8~6.0GHz : 1.40 以下 Max.1.40
耐はんだ性 Heat resistance for solder	--	絶縁体およびシースの寸法変化は 0.2mm 以下のこと。 Shrink and expansion of dielectric core or jacket should not be more than 0.2mm. 試験条件(test condition) : 255°C \pm 5°C * 3 sec.

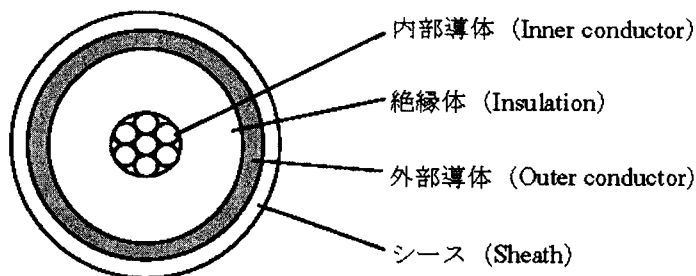


図 1. ケーブル構造図

Fig.1. Cable Cross-Section



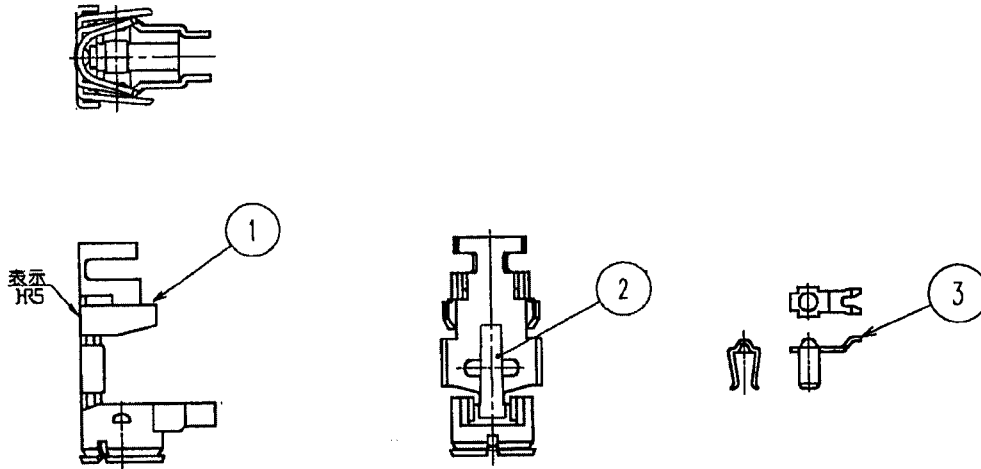
譚裕實業股份有限公司

WHA YU INDUSTRIAL CO., LTD

Connector 材質證明書

譚裕料號 Whayu P/N	100-5080003-AZ 100-5080004-AZ	產品名稱 Product Name	1.13mm cable Plug [U.FL-LP-066(02)] 1.13mm cable conductor [U.FL-CONTACT(02)]
-------------------	----------------------------------	----------------------	--

結構圖面



材質成份

表面處理

材質成份									表面處理	
1	外殼	Phos. Bronze	Cu	Sn	P	Zn	Pb		鍍銀 2 μm	
2	絕緣	PBT	Polybutylene Terephthalate(UL 94V-0)							Black
3	中心夾持	Phos. Bronze	Cu	Sn	P	Zn	Pb		鍍金 0.3 μm	

Remark : 插拔次數 30 次

請蓋公司章

