

SHENZHEN BREO TECHNOLOGY CO., LTD.

22/F Jinshan Building, 5033 Shennan East Road, Shenzhen City, China

深圳市倍輕鬆科技股份有限公司

深圳市深南东路5033号金山大厦22楼

T: 86 755 82073336 F: 86 755 82073434

www.breo.com.cn



Customer service hotline

400 030 9733

5124004110



Operation Instructions

U
ne

UME WATCH

Contents

Brief Introduction	1
Product Function Configuration	2
Core Features	3
Operating Method	4
Product Configuration	11
Technical Performance Indicators	12
Storage and Transport	12
Maintenance and Warranty Clauses	13
Warranty Conditions	14
Undertakings	15
Warranty Card	16

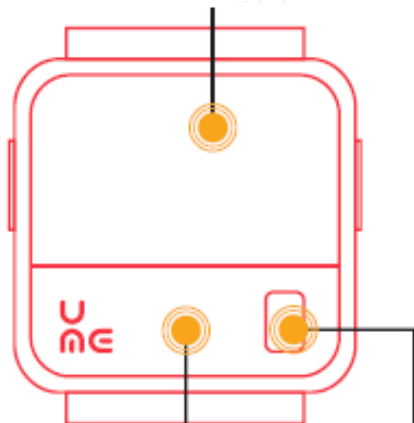
Brief Introduction

This Product mainly integrates four functions including heart rate, oxygen saturation, electrocardiogram and sleep, and is one intelligent fashionable wristwatch focusing on heart health and can assess heart risks and physical health report for users.

Product Function Configuration

Front side

1. OLED screen



3. Electrocardioelectrode SEP

2. Blood oxygen
optoelectronic module

Left side

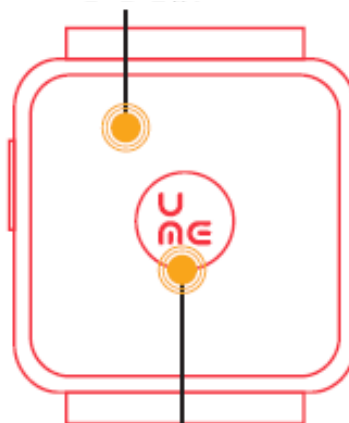


6. Mode key

7. Charging port

Back side

4. Electrocardioelectrode GND



5. Electrocardioelectrode SEN

Right side



8. Set key

Core Features

Heart rate, oxygen saturation and electrocardio detection are incorporated on three-in-one basis. Three major functions serve as dash board for human body and feed back various indicators of bodily functions and control 0 health burden.



HEART RATE

心率

Merely touching the surface can make you informed of heartbeat frequency, whether in doors or out of door. It assists you to judge adaptive capacity of your heart in current state.



OXYGEN SATURATION

血氧

It accurately, digitally displays oxygen content in blood, and systematically analyzes the impact of oxygen content on bodily functions.





ELECTRO- CARDIOGRAM

心电

Unique electrocardio module offers important testing method for judging heart rate disorder and myocardial infarction. It archives electrocardiogram, and discovers heart disease and assesses heart risks.

Operating Method

1. Scan two-dimension code, download and install App



2. Bluetooth connection

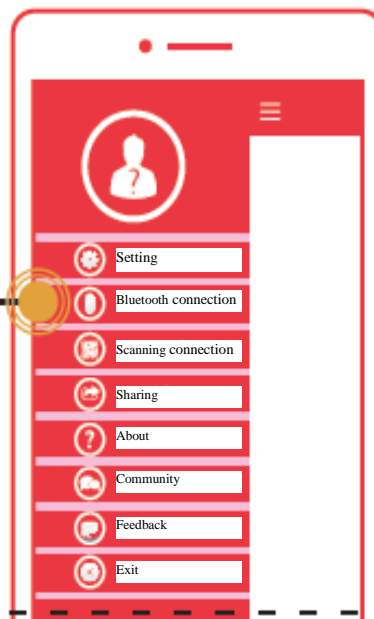
Press Mode key for 3 seconds



Bluetooth search matching



Bluetooth connection




3. Blood oxygen testing

Gently touching blood oxygen optoelectronic module with finger enables full coverage without light leak, maintaining quiesced state, avoiding jittering displacement and direct highlight




4. Electrocardio testing

With wristwatch worn at the left hand, gently touching the middle of wristwatch with right finger leads to keep quiesced state, avoiding jittering displacement and preventing skin from being excessively dry



5. Sleep function

1. Wear wristwatch with automatic sleep identification mode
2. Set early sleeping mode under which wristwatch warns you by means of vibration in due time
3. Record three statuses: deep sleep, light sleep, waking
4. Six songs for good sleep are available for selection on sleep interface



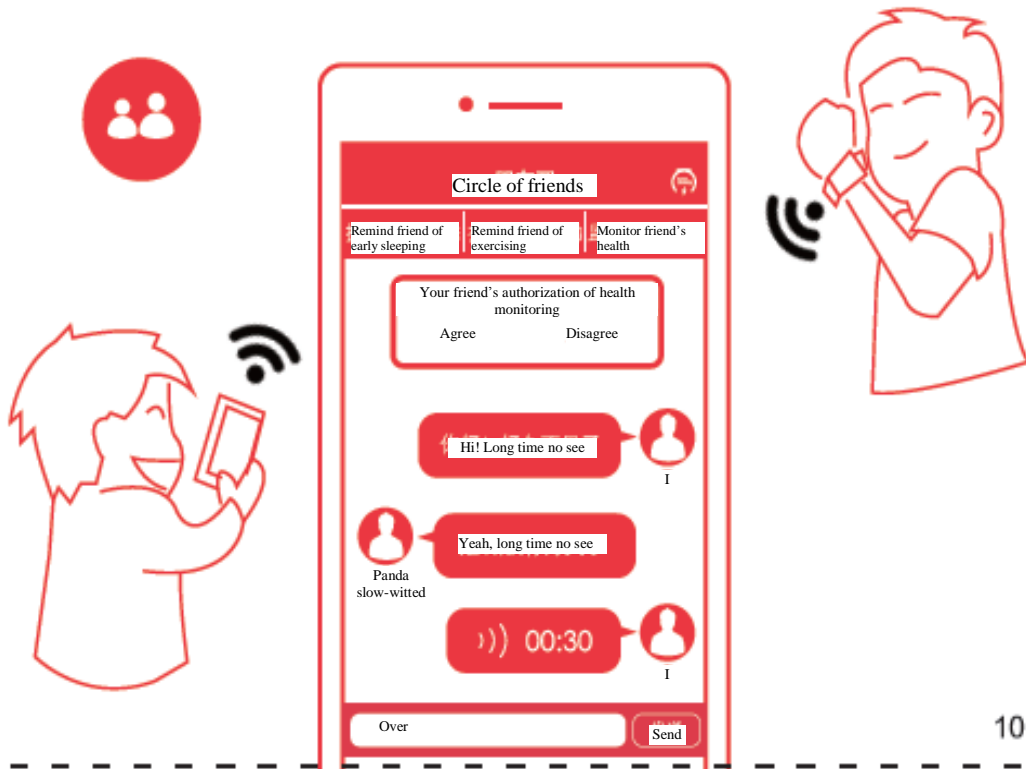
6. Step counting function

Wear wristwatch, automatically record number of steps and distance, enter APP's step counting interface for entering personal parameters, while back desk calculates consumed caloric value



7. Remote caring

Open mobile phone, enter friendly interface, add friend information. View his health data

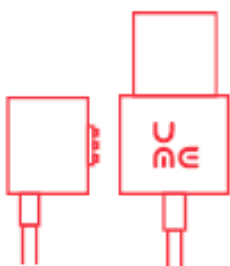


Product Configuration

Part name



1. Main product



2. Power adapter



3. Operation Instructions, Warranty Card

Technical Performance Indicators

Dimensions: 40mm x 38mm x 10mm (L x W x H)

Weight: 56g (net weight)

Voltage: 5V

Storage

In the of storage for more than three months, open case for inspection and charge up device. Don't be close to ground, wall and roof. Keep good indoor ventilation, avoid strong sunlight and corrosion from corrosive gases.

Transport

This device is provided with simple shockproof facility and is suitable for air, railway, road and ship transport, and shall be free from rain, snow, inversion and collision.

Maintenance

Take damp, rat and pollution prevention measures.

Clean host housing in shutdown state.

Put this instrument in safe place after use, don't place heavy objects on this instrument.

Notify professionals of conducting maintenance in case of fault, don't arbitrarily dismantle this instrument.

Warranty Clauses

Dear users:

Thank you very much for choosing UME. You will enjoy after-sales maintenance service provided by UME on the strength of this card. One device is provided with one card and another card will not be made available if such card is lost, you shall properly keep it.

Warranty Conditions

1. Free-of-charge part replacement and maintenance services are available for product on such warranty card within one year as from purchase date. If serial number of device body can't be identified or product involves serial number inconsistent with that registered on such warranty card, the Company does not provide the corresponding warranty service. (Battery, product housing replacement falls outside the scope of warranty)
2. Any damage or fault caused by improper use by customer such as supply of incorrect voltage resulting in accident, or repair of this Product made by maintenance personnel not authorized by the Company falls outside the scope of warranty.
3. The Company will collect fees for any additional services or transport services beyond standard warranty scope. UME will send, by post, product to user without charge after warranty.
4. Warranty excludes damage caused by improper use, custody and maintenance by customer, dismantlement by maintenance personnel not authorized by UME, and damage caused by force majeure without product warranty card of the Company. Our Company can offer maintenance service but collects the corresponding costs for parts.
5. This product warranty card shall be produced at the time of maintenance. The Company is willing to assume the responsibility for recovery, disposal and reuse after abandonment of this Product.

Undertaking

In case of product performance fault as from the date of product sales, you can return/replace goods at original counter for purchase on the strength of product warranty card or invoice within seven days; this Product shall be free from man-made damage from external force, accessories including external package and operation instructions etc are intact at the time of returning/replacing goods; in case of performance fault 15 days as from the date of product sales, you can elect to replace or repair goods. If you make purchase by mail from the Company's website or place order by 400-830-9700, you can enjoy unconditional return/replacement of goods within seven days, for details, contact 400-030-9733.

Note: Given continuous upgrading of services, Shenzhen Breo Technology Co., Ltd. reserves the right to revise these detailed rules without prior notice.

Warranty Card

Product information

Purchase model

Device body number

Purchase outlet

Purchase date

Salesman's signature

Valid warranty

1. Warranty card does not come into force unless signed and stamped by sales personnel of the Company.
2. End user shall provide customer information so as to offer effective after-sales services.
3. Warranty card and its product serial number shall be produced for maintenance protection, you shall check whether entry items on warranty card are fully authentic and its product serial number is complete; if you have any question, contact after-sales service hotline of the Company. For more product information, please enter www.breo.com.cn.

After-sales service hotline 400-030-9733

This device complies with Part 15 of the FCC Rules. Operation is subject to the following two conditions: (1) this device may not cause harmful interference, and (2) this device must accept any interference received, including interference that may cause undesired operation.

changes or modifications not expressly approved by the party responsible for compliance could void the user's authority to operate the equipment.

This equipment has been tested and found to comply with the limits for a Class B digital device, pursuant to Part 15 of the FCC Rules. These limits are designed to provide reasonable protection against harmful interference in a residential installation. This equipment generates, uses and can radiate radio frequency energy and, if not installed and used in accordance with the instructions, may cause harmful interference to radio communications. However, there is no guarantee that interference will not occur in a particular installation.

If this equipment does cause harmful interference to radio or television reception, which can be determined by turning the equipment off and on, the user is encouraged to try to correct the interference by one or more of the following measures:

- Reorient or relocate the receiving antenna.
- Increase the separation between the equipment and receiver.
- Connect the equipment into an outlet on a circuit different from that to which the receiver is connected.
- Consult the dealer or an experienced radio/TV technician for help.