

8.4 Test Configuration Photograph

Figure 8-2 and Figure 8-3 show the testing configurations used.

Figure 8-2: Configuration photograph, AC mains conducted emission, front view





Figure 8-3: Configuration photograph, AC mains conducted emission, rear view



11.5 Test Configuration Photograph

Figure 11-1 and Figure 11-2 show the testing configurations used.




Figure 11-1: Configuration photograph, radiated emission, front view



Figure 11-2: Configuration photograph, radiated emission, rear view