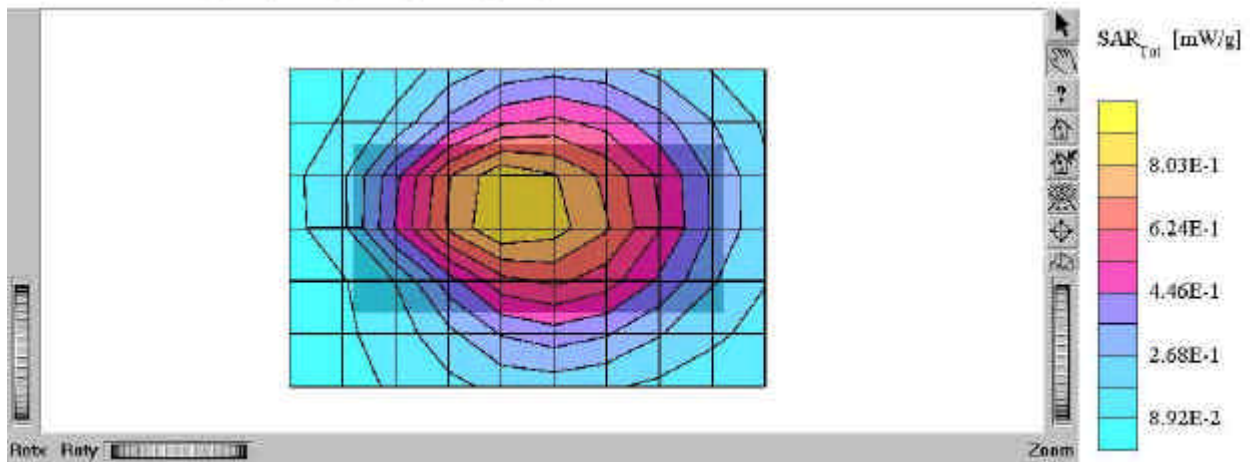




Prepared (also subject responsible if other) SEM/CV/PF/P Dulce Altabella		No. SEM/CB/Q-02:0100/REP	
Approved SEM/CV/PF/P Dulce Altabella	Checked DA	A	U:\FCC Submittals\Fcc_CA0802 (T608)\XHIBIT11\CA0802-11 sar report.doc

T608

SAM 1023 (L) Phantom, Flat Section; Position: (90°,270°); Frequency: 824 MHz
 Probe: ET3DV6 - SN1539; ConvF(6.10,6.10,6.10); Crest factor: 1.0; Body 835 MHz: $\sigma = 0.99 \text{ mho/m}$, $\epsilon_r = 55.5$, $\rho = 1.00 \text{ g/cm}^3$
 Cube 5x5x7: SAR (1g): 1.04 mW/g, SAR (10g): 0.713 mW/g. (Worst-case extrapolation)
 Course: Dx = 15.0, Dy = 15.0, Dz = 10.0
 Powerdrift: -0.01 dB
 SN:UA2020P5RP Battery: BKB 193 167 (BST-25)
 Hands free: RLF 501 25/05 (HPE-14) Holster: KRY 105 186
 Humidity:49.1 Ambient Temp:23.2 Simulant Temp:21.7
 Back of phone facing body/Bluetooth on (Mid-band/Max power)
 File name: 11Nov02_T608_AMPS_P5RP_CH991_BB02, Date: 11/11/02



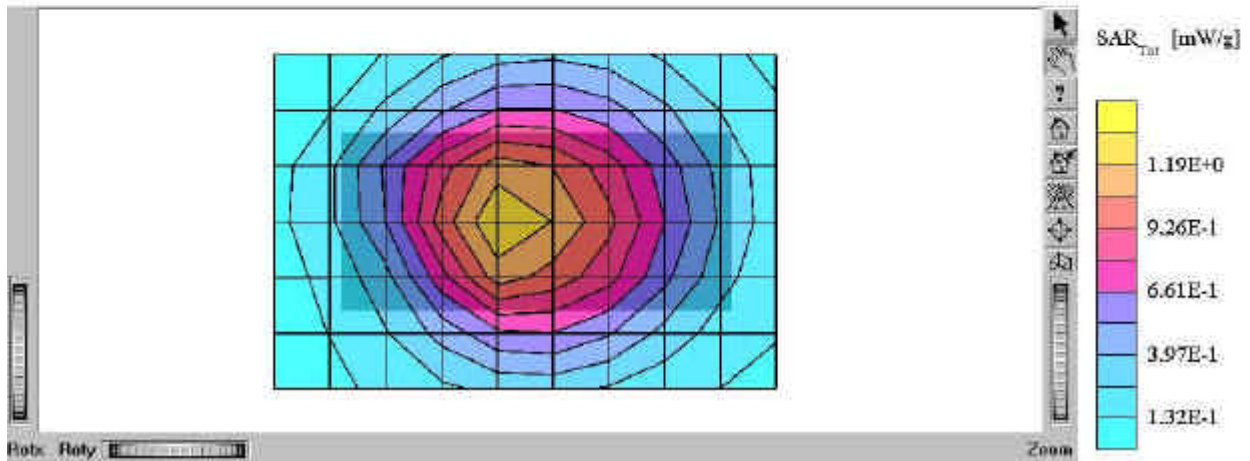
Distribution of maximum SAR in 835 AMPS band. Measured with back of device facing the body using carry accessory KRY-105-186 and hands free accessory RLF 501 25/05. Bluetooth turned on.



Prepared (also subject responsible if other) SEM/CV/PF/P Dulce Altabella		No. SEM/CB/Q-02:0100/REP	
Approved SEM/CV/PF/P Dulce Altabella	Checked DA	A	U:\FCC Submittals\Fcc_CA0802 (T608)\XHIBIT11\CA0802-11 sar report.doc

T608

SAM 1023 (L) Phantom; Flat Section; Position: (90°,270°); Frequency: 824 MHz
 Probe: ET3DV6 - SN1539; ConvF(6.10,6.10,6.10); Crest factor: 1.0; Body 835 MHz: $\sigma = 0.99$ mho/m $\epsilon_r = 55.9$ $\rho = 1.00$ g/cm³
 Cube 5x5x7; SAR (1g): 1.40 mW/g, SAR (10g): 1.01 mW/g, (Worst-case extrapolation)
 Coarse: Dx = 15.0, Dy = 15.0, Dz = 10.0
 Powerdrift: 0.15 dB
 SN:UA2020P5RP Battery: BKB 193 167 (BST-25)
 Hands free: RLF 501 25/05 (HPE-14) Holster: ICE-25
 Humidity:29.6 Ambient Temp:23.1 Simulant Temp:21.8
 Back of phone facing body
 File name: 08Nov02_T608_AMPS_P5RF_CH991_BB01, Date: 11/08/02



Distribution of maximum SAR in 835 AMPS band. Measured with back of device facing the body using carry accessory ICE-25 and hands free accessory RLF 501 25/05.

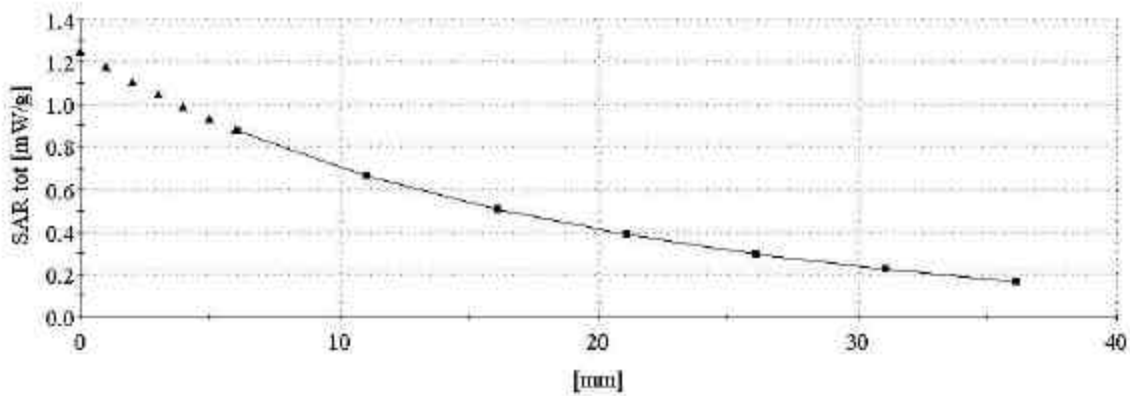


Prepared (also subject responsible if other) SEM/CV/PF/P Dulce Altabella		No. SEM/CB/Q-02:0100/REP	
Approved SEM/CV/PF/P Dulce Altabella	Checked DA	A	U:\FCC Submittals\Fcc_CA0802 (T608)\XHIBIT11\CA0802-11 sar report.doc

T608

SAM 1023 (L) Phantom; Flat Section; Position: (90°, 270°); Frequency: 824 MHz
 Probe: ET3DV6 - SN1539; ConvF(6.10,6.10,6.10); Crest factor: 1.0; Body 835 MHz: $\sigma = 0.99$ mho/m $\epsilon_r = 55.9$ $\rho = 1.00$ g/cm³
 Cube 5x5x7; SAR (1g): 1.40 mW/g, SAR (10g): 1.01 mW/g. (Worst-case extrapolation)
 Cube 5x5x7: Dx = 8.0, Dy = 8.0, Dz = 5.0

SN:UA2020P5RP Battery: BKB 193 167 (BST-25)
 Hands free: RLF 501 25/05 (HPF-14) Holster: ICE-25
 Humidity:29.6 Ambient Temp:23.1 Simulant Temp:21.8
 Back of phone facing body
 File name: 08Nov02_T608_AMPS_P5RP_CH991_BB01, Date: 11/08/02



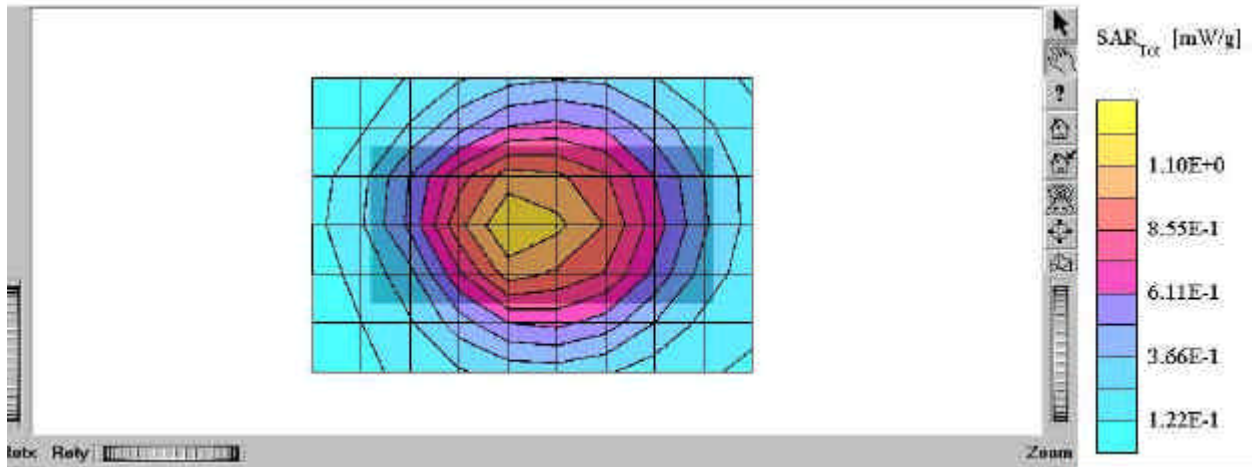
SAR Extrapolation to the phantom inner surface. Measured for maximum SAR in 835 AMPS band, while phone is against the body using carry accessory ICE-25 and hands free accessory RLF 501 25/05.



Prepared (also subject responsible if other) SEM/CV/PF/P Dulce Altabella		No. SEM/CB/Q-02:0100/REP	
Approved SEM/CV/PF/P Dulce Altabella	Checked DA	A	U:\FCC Submittals\Fcc_CA0802 (T608)\XHIBIT11\CA0802-11 sar report.doc

T608

SAM 1023 (L) Phantom; Flat Section; Position: (90°,270°); Frequency: 824 MHz
 Probe: ET3DV6 - SN1539; ConvF(6.10,6.10,6.10); Crest factor: 1.0; Body 835 MHz: $\sigma = 0.99$ mho/m $\epsilon_r = 55.9$ $\rho = 1.00$ g/cm³
 Cube 5x5x7: SAR (1g): 1.29 mW/g, SAR (10g): 0.952 mW/g, (Worst-case extrapolation)
 Coarse: Dx = 15.0, Dy = 15.0, Dz = 10.0
 Powerdrift: -0.03 dB
 SNE:UA2020P5RP Battery: BKB 193 167 (BST-25)
 Hands free: RLF 501 25/05 (HPE-14) Holster: ICE-25
 Humidity:29.6 Ambient Temp:24.6 Simulant Temp:21.6
 Back of phone facing body/Bluetooth transmitting (Midband/Max power)
 File name: 08Nov02_T608_AMPS_P5RP_CH991_BB03, Date: 11/08/02



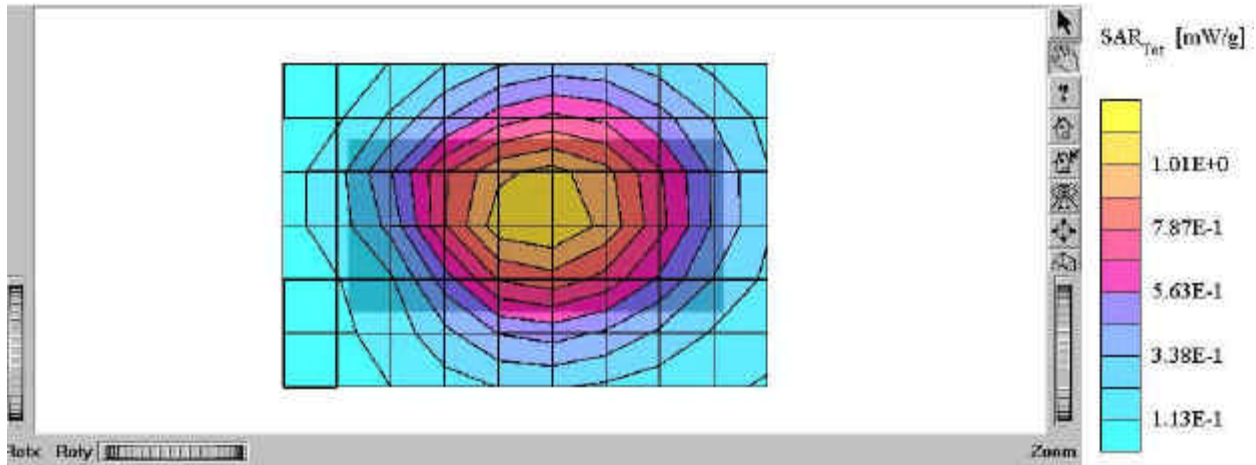
Distribution of maximum SAR in 835 AMPS band. Measured with back of device facing the body using carry accessory ICE-25 and hands free accessory RLF 501 25/05. Bluetooth turned on.



Prepared (also subject responsible if other) SEM/CV/PF/P Dulce Altabella		No. SEM/CB/Q-02:0100/REP	
Approved SEM/CV/PF/P Dulce Altabella	Checked DA	A	U:\FCC Submittals\Fcc_CA0802 (T608)\XHIBIT11\CA0802-11 sar report.doc

T608

SAM 1023 (L) Phantom; Flat Section; Position: (90°,270°); Frequency: 824 MHz
 Probe: ET3DV6 - SN1539; ConvF(6.10,6.10,6.10); Crest factor: 1.0; Body 835 MHz: $\sigma = 0.99 \text{ mho/m}$, $\epsilon_r = 55.5$, $\rho = 1.00 \text{ g/cm}^3$
 Cube 5x5x7; SAR (1g): 1.23 mW/g, SAR (10g): 0.887 mW/g, (Worst-case extrapolation)
 Coarse: Dx = 15.0, Dy = 15.0, Dz = 10.0
 Powerdrift: 0.12 dB
 SN:UA2020P5RP Battery: BKB 193 167 (BST-25)
 Hands free: RLF 501 25/05 (HPE-14) Holster: 20mm spacer
 Humidity:50.0 Ambient Temp:23.3 Simulant Temp:21.7
 Back of phone facing body
 File name: 11Nov02_T608_AMPS_P5RP_CH991_BB03, Date: 11/11/02



Distribution of maximum SAR in 835 AMPS band. Measured with back of device facing the body using a 20mm spacer and hands free accessory RLF 501 25/05.

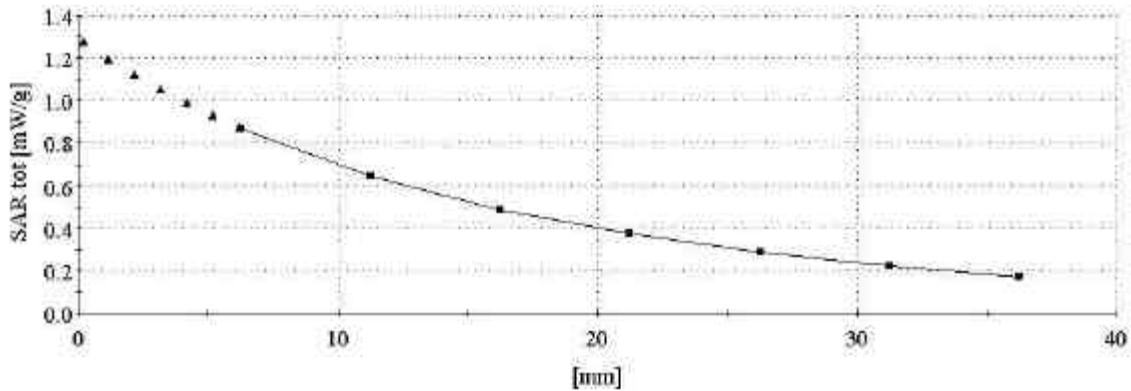


Prepared (also subject responsible if other) SEM/CV/PF/P Dulce Altabella		No. SEM/CB/Q-02:0100/REP	
Approved SEM/CV/PF/P Dulce Altabella	Checked DA	A	U:\FCC Submittals\Fcc_CA0802 (T608)\XHIBIT11\CA0802-11 sar report.doc

T608

SAM 1023 (L) Phantom, Flat Section; Position: (90°,270°); Frequency: 824 MHz
 Probe: ET3DV6 - SN1539; ConvF(6.10.6.10.6.10); Crest factor: 1.0; Body 835 MHz: $\sigma = 0.99 \text{ mho/m}$, $\epsilon_r = 55.5$, $\rho = 1.00 \text{ g/cm}^3$
 Cube 5x5x7: SAR (1g): 1.23 mW/g, SAR (10g): 0.887 mW/g, (Worst-case extrapolation)
 Cube 5x5x7: Dx = 8.0, Dy = 8.0, Dz = 5.0

SN:UA2020P5RP Battery: BKB 193 167 (BST-25)
 Hands free: RLF 501 25/05 (HPE-14) Holster: 20mm spacer
 Humidity:50.0 Ambient Temp:23.3 Simulant Temp:21.7
 Back of phone facing body
 File name: 11Nov02_T608_AMPS_P5RP_CH991_BB03, Date: 11/11/02



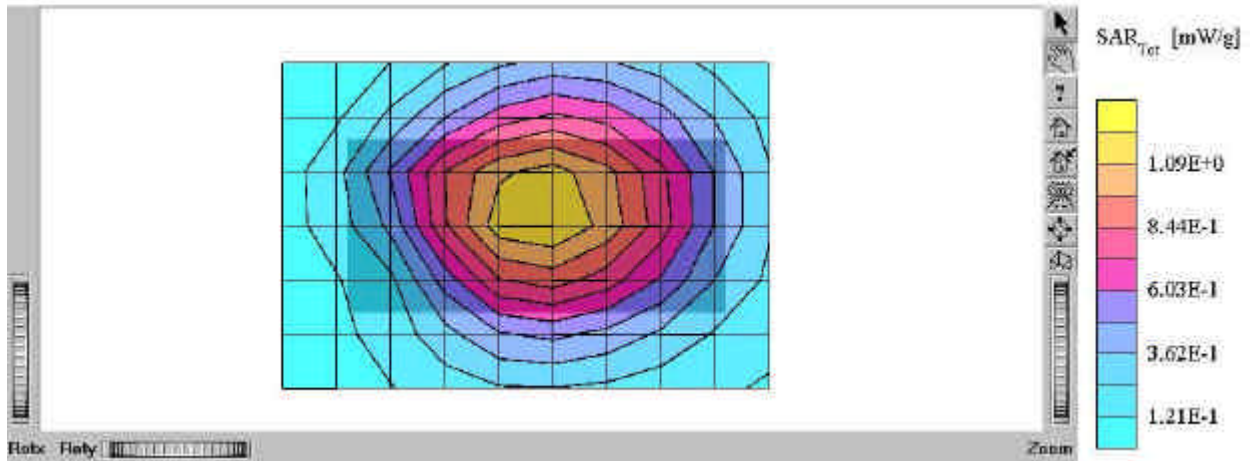
SAR Extrapolation to the phantom inner surface. Measured for maximum SAR in 835 AMPS band, while phone is against the body using a 20mm spacer and hands free accessory RLF 501 25/05.



Prepared (also subject responsible if other) SEM/CV/PF/P Dulce Altabella		No. SEM/CB/Q-02:0100/REP	
Approved SEM/CV/PF/P Dulce Altabella	Checked DA	A	U:\FCC Submittals\Fcc_CA0802 (T608)\XHIBIT11\CA0802-11 sar report.doc

T608

SAM 1023 (L) Phantom; Flat Section; Position: (90°, 270°); Frequency: 824 MHz
 Probe: ET3DV6 - SN1539; ConvF(6.10,6.10,6.10); Crest factor: 1.0; Body 835 MHz: $\sigma = 0.99 \text{ mho/m}$, $\epsilon_r = 55.5$, $\rho = 1.00 \text{ g/cm}^3$
 Cube 5x5x7: SAR (1g): 1.29 mW/g, SAR (10g): 0.927 mW/g, (Worst-case extrapolation)
 Coarse: Dx - 15.0, Dy - 15.0, Dz - 10.0
 Powerdrift: -0.01 dB
 SN:UA2020P5RP Battery: BKB 193 167 (BST-25)
 Hands free: RLF 501 25/05 (HPE-14) Holster: 20mm spacer
 Humidity:46.9 Ambient Temp:23.5 Simulant Temp:21.7
 Back of phone facing body/Bluetooth on (Mid-band/max power)
 File name: 11Nov02_T608_AMPS_P5RP_CH991_BB04, Date: 11/11/02



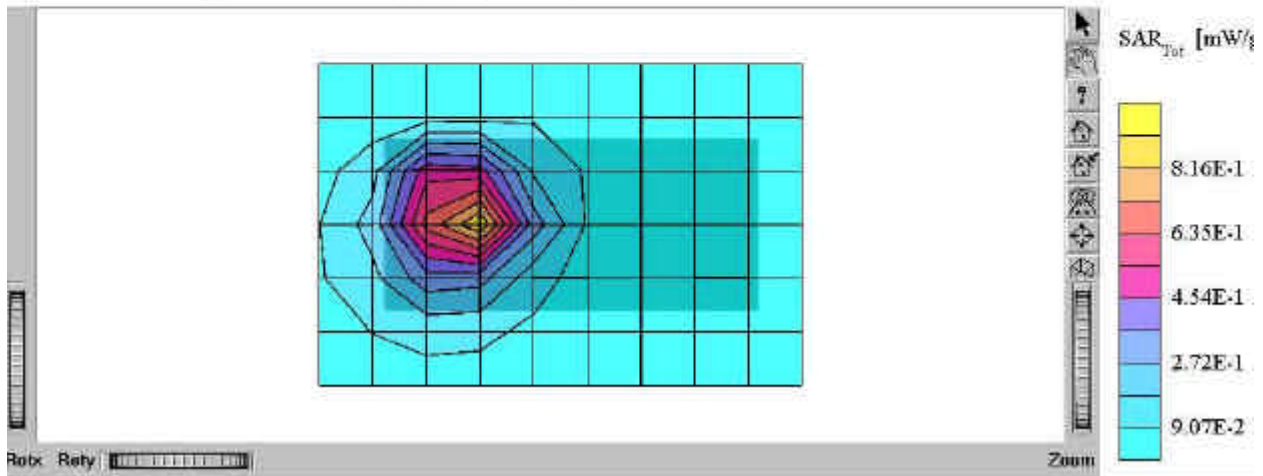
Distribution of maximum SAR in 835 AMPS band. Measured with back of device facing the body using a 20mm spacer and hands free accessory RLF 501 25/05. Bluetooth turned on.



Prepared (also subject responsible if other) SEM/CV/PF/P Dulce Altabella		No. SEM/CB/Q-02:0100/REP	
Approved SEM/CV/PF/P Dulce Altabella	Checked DA	A	U:\FCC Submittals\Fcc_CA0802 (T608)\XHIBIT11\CA0802-11 sar report.doc

T608

SAM 1020(L) Phantom; Flat Section; Position: (90°,270°); Frequency: 1910 MHz
 Probe: ET3DV6 - SN1587; ConvF(4.90,4.90,4.90); Crest factor: 1.0; Body 1900 MHz: $\sigma = 1.54 \text{ mho/m}$, $\epsilon_r = 52.1$, $\rho = 1.00 \text{ g/cm}^3$
 Cube 5x5x7; SAR (1g): 1.00 mW/g, SAR (10g): 0.557 mW/g. (Worst-case extrapolation)
 Course: Dx = 15.0, Dy = 15.0, Dz = 10.0
 Powerdrift: -0.05 dB
 SN:UA2020P5QW Battery: BKB 193 167 (BST-25)
 Hands free: RLF 501 25/05 (HPE-14) Holster: KRY 105 186
 Humidity:36.3 Ambient Temp:23.5 Simulant Temp:21.2
 Back of phone facing body
 File name: 13Nov02_T608_CDMA1900_P5QW_CH1175_BB05, Date: 11/13/02



Distribution of maximum SAR in 1900 GSM band. Measured with back of device facing the body using carry accessory KRY 105 186 and hands free accessory RLF 501 25/05.

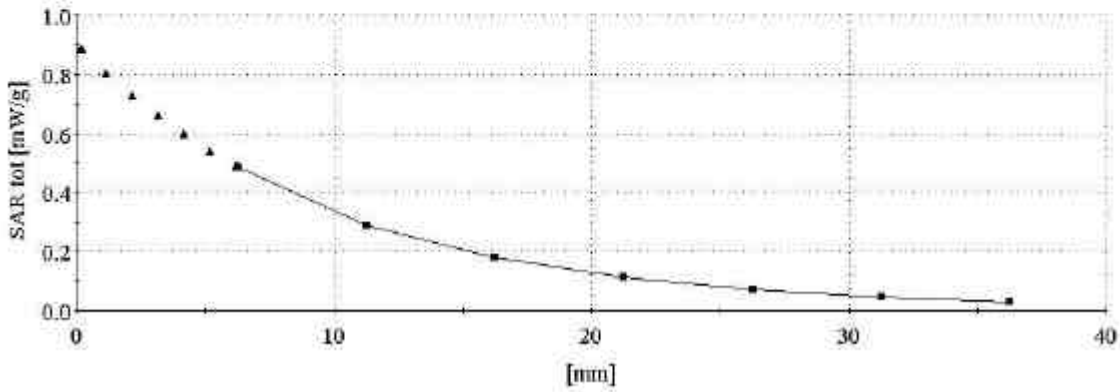


Prepared (also subject responsible if other) SEM/CV/PF/P Dulce Altabella		No. SEM/CB/Q-02:0100/REP	
Approved SEM/CV/PF/P Dulce Altabella	Checked DA	A	U:\FCC Submittals\Fcc_CA0802 (T608)\XHIBIT11\CA0802-11 sar report.doc

T608

SAM 1020(L) Phantom; Flat Section; Position: (90°,270°); Frequency: 1910 MHz
 Probe: ET3DV6 - SN1587; ConvF(4.90,4.90,4.90); Crest factor: 1.0; Body 1900 MHz: $\sigma = 1.54$ mho/m $\epsilon_r = 52.1$ $\rho = 1.00$ g/cm³
 Cube 5x5x7: SAR (1g): 1.00 mW/g, SAR (10g): 0.557 mW/g. (Worst-case extrapolation)
 Cube 5x5x7: Dx = 8.0, Dy = 8.0, Dz = 5.0

SN:UA2020P5QW Battery: BKB 193 167 (BST-25)
 Hands free: RLF 501 25/05 (HPE-14) Holster: KRY 105 186
 Humidity:36.3 Ambient Temp:23.5 Simulant Temp:21.2
 Back of phone facing body
 File name: 13Nov02_T608_CDMA1900_P5QW_CH1175_BB05, Date: 11/13/02



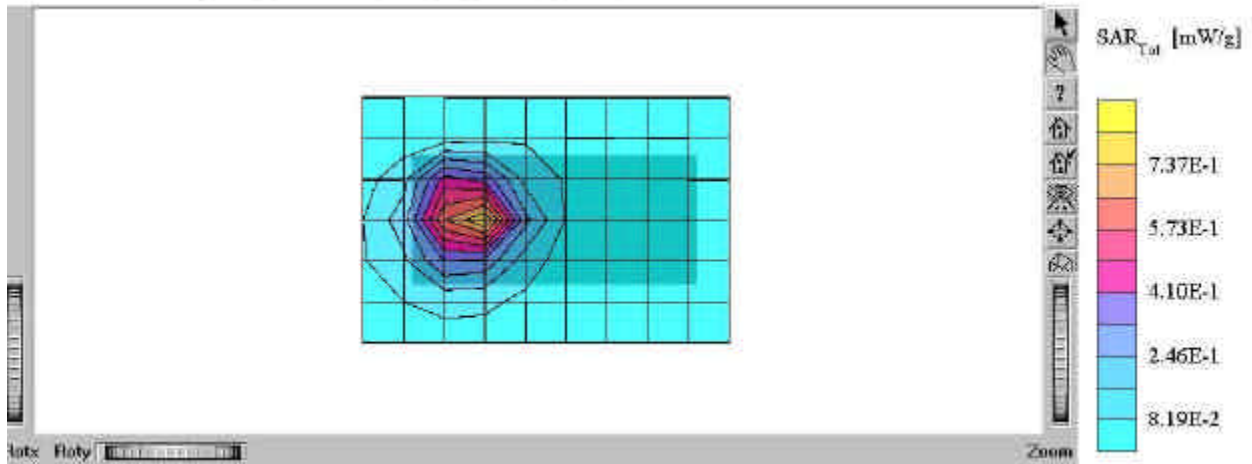
SAR Extrapolation to the phantom inner surface. Measured for maximum SAR in 1900 CDMA band, while phone is against the body using carry accessory KRY 105 186 and hands free accessory RLF 501 25/05.



Prepared (also subject responsible if other) SEM/CV/PF/P Dulce Altabella		No. SEM/CB/Q-02:0100/REP	
Approved SEM/CV/PF/P Dulce Altabella	Checked DA	A	U:\FCC Submittals\Fcc_CA0802 (T608)\XHIBIT11\CA0802-11 sar report.doc

T608

SAM 1020(L) Phantom; Flat Section; Position: (90°,270°); Frequency: 1910 MHz
 Probe: ET3DV6 - SN1587; ConvF(4.90,4.90,4.90); Crest factor: 1.0; Body 1900 MHz: $\sigma = 1.54 \text{ mho/m}$, $\epsilon_r = 52.1$, $\rho = 1.00 \text{ g/cm}^3$
 Cube 5x5x7; SAR (1g): 0.901 mW/g, SAR (10g): 0.505 mW/g, (Worst-case extrapolation)
 Coarse: Dx = 15.0, Dy = 15.0, Dz = 10.0
 Powerdrift: -0.02 dB
 SN:UA2020P5QW Battery: BKB 193 167 (BST-25)
 Hands free: RLF 501 25/05 (HPE-14) Holster: KRY 105 186
 Humidity:36.1 Ambient Temp:23.5 Simulant Temp:36.1
 Back of phone facing body/Bluetooth on (Mid-band/max power)
 File name: 13Nov02_T608_CDMA1900_P5QW_CH1175_BB06, Date: 11/13/02



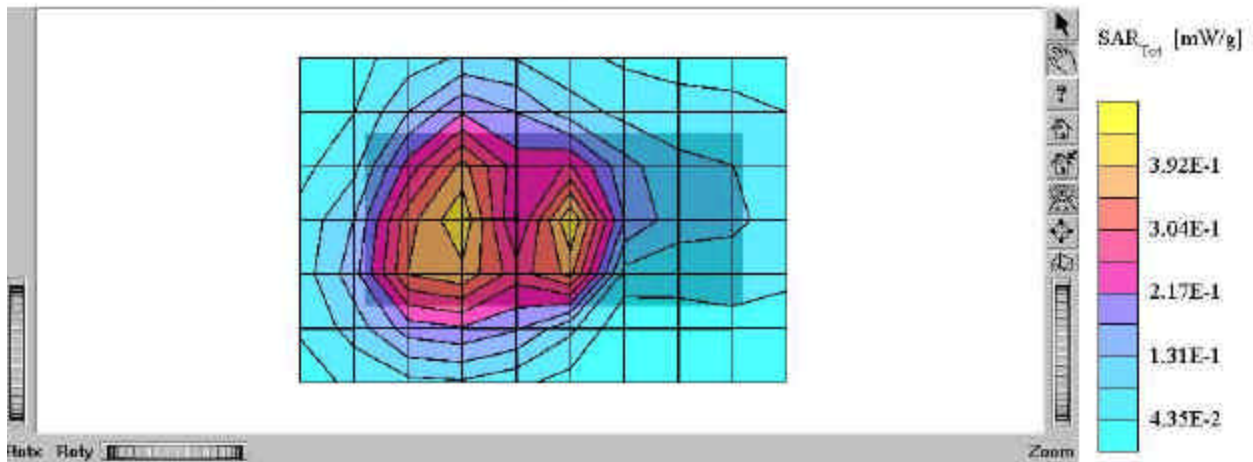
Distribution of maximum SAR in 1900 CDMA band. Measured with back of device facing the body using carry accessory KRY 105 186 and hands free accessory RLF 501 25/05. Bluetooth on.



Prepared (also subject responsible if other) SEM/CV/PF/P Dulce Altabella		No. SEM/CB/Q-02:0100/REP	
Approved SEM/CV/PF/P Dulce Altabella	Checked DA	A	U:\FCC Submittals\Fcc_CA0802 (T608)\XHIBIT11\CA0802-11 sar report.doc

T608

SAM 1020(L) Phantom; Flat Section; Position: (90°,270°); Frequency: 1880 MHz
 Probe: ET3DV6 - SN1587; ConvF(4.90,4.90,4.90); Crest factor: 1.0; Body 1900 MHz: $\sigma = 1.54 \text{ mho/m}$, $\epsilon_r = 52.1$, $\rho = 1.00 \text{ g/cm}^3$
 Cube 5x5x7; SAR (1g): 0.521 mW/g, SAR (10g): 0.305 mW/g, (Worst-case extrapolation)
 Coarse: Dx = 15.0, Dy = 15.0, Dz = 10.0
 Powerdrift: -0.05 dB
 SN:UA2020P5QW Battery: BKB 193 167 (BST-25)
 Hands free: RLF 501 25/05 (HPE-14) Holster: ICE-25
 Humidity:37.8 Ambient Temp:23.1 Simulant Temp:21.7
 Back of phone facing body
 File name: 13Nov02_T608_CDMA1900_P5QW_CH0600_BB01, Date: 11/13/02



Distribution of maximum SAR in 1900 CDMA band. Measured with back of device facing the body using carry ICE-25 and hands free accessory RLF 501 25/05.

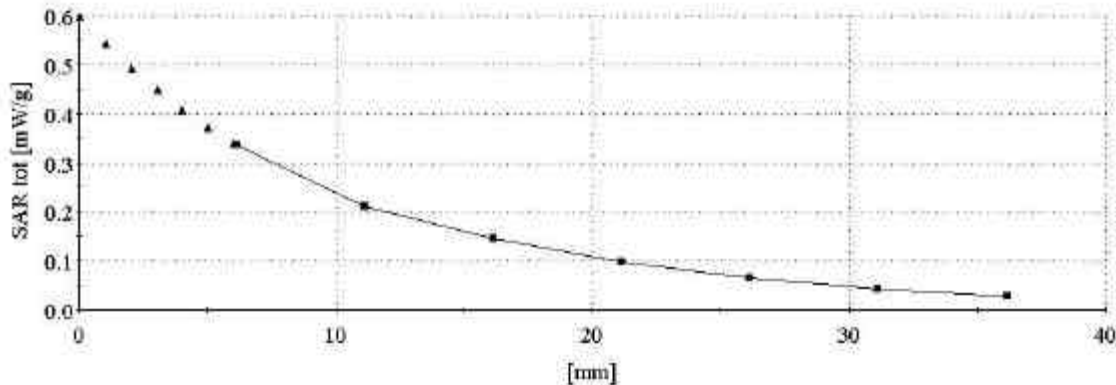


Prepared (also subject responsible if other) SEM/CV/PF/P Dulce Altabella		No. SEM/CB/Q-02:0100/REP	
Approved SEM/CV/PF/P Dulce Altabella	Checked DA	A	U:\FCC Submittals\Fcc_CA0802 (T608)\XHIBIT11\CA0802-11 sar report.doc

T608

SAM 1020(L) Phantom; Flat Section; Position: (90°, 270°); Frequency: 1880 MHz
 Probe: ET3DV6 - SN1587; ConvF(4.90,4.90,4.90); Crest factor: 1.0; Body 1900 MHz: $\sigma = 1.54 \text{ mho/m}$, $\epsilon = 52.1$, $\rho = 1.00 \text{ g/cm}^3$
 Cube 5x5x7: SAR (1g): 0.521 mW/g, SAR (10g): 0.305 mW/g. (Worst-case extrapolation)
 Cube 5x5x7: Dx = 8.0, Dy = 8.0, Dz = 5.0

SN:UA2020P5QW Battery: BKB 193 167 (BST-25)
 Hands free: RLF 501 25/05 (HPE-14) Holster: ICE-25
 Humidity:37.8 Ambient Temp:23.1 Simulant Temp:21.7
 Back of phone facing body
 File name: 13Nov02_T608_CDMA1900_P5QW_CH0600_BB01, Date: 11/13/02



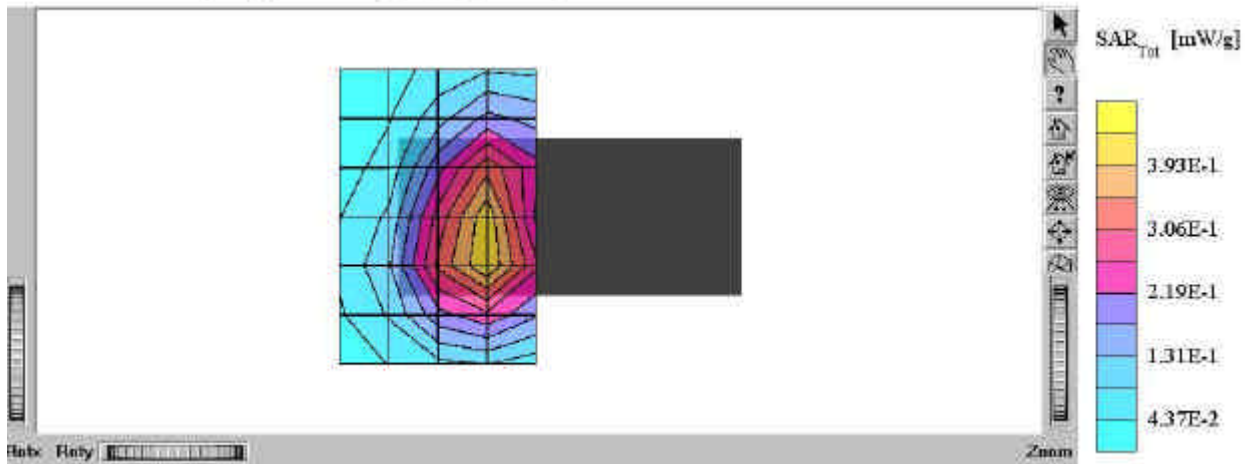
SAR Extrapolation to the phantom inner surface. Measured for maximum SAR in 1900 CDMA band, while phone is against the body using carry accessory ICE-25 and hands free accessory RLF 501 25/05.



Prepared (also subject responsible if other) SEM/CV/PF/P Dulce Altabella		No. SEM/CB/Q-02:0100/REP	
Approved SEM/CV/PF/P Dulce Altabella	Checked DA	A	U:\FCC Submittals\Fcc_CA0802 (T608)\XHIBIT11\CA0802-11 sar report.doc

T608

SAM 1020(L) Phantom; Flat Section; Position: (90°, 270°); Frequency: 1880 MHz
 Probe: ET3DV6 - SN1587; ConvF(4.90,4.90,4.90); Crest factor: 1.0; Body 1900 MHz: $\sigma = 1.54 \text{ mho/m}$, $\epsilon = 52.1$, $\rho = 1.00 \text{ g/cm}^3$
 Cube 5x5x7; SAR (1g): 0.514 mW/g, SAR (10g): 0.301 mW/g * Max outside, (Worst-case extrapolation)
 Coarse: Dx - 15.0, Dy - 15.0, Dz - 10.0
 Powerdrift: -0.01 dB
 SN:UA2020P5QW Battery: BKB 193 167 (BST-25)
 Hands free: RLF 501 25/05 (HPE-14) Holster: ICE-25
 Humidity:37.3 Ambient Temp:23.3 Simulant Temp:21.3
 Back of phone facing body/Top peak
 File name: 13Nov02_T608_CDMA1900_P5QW_CH0600_BB03, Date: 11/13/02



Distribution of maximum SAR in 1900 CDMA band. Measured with back of device facing the body using carry accessory ICE-25 and hands free accessory RLF 501 25/05. Top peak.

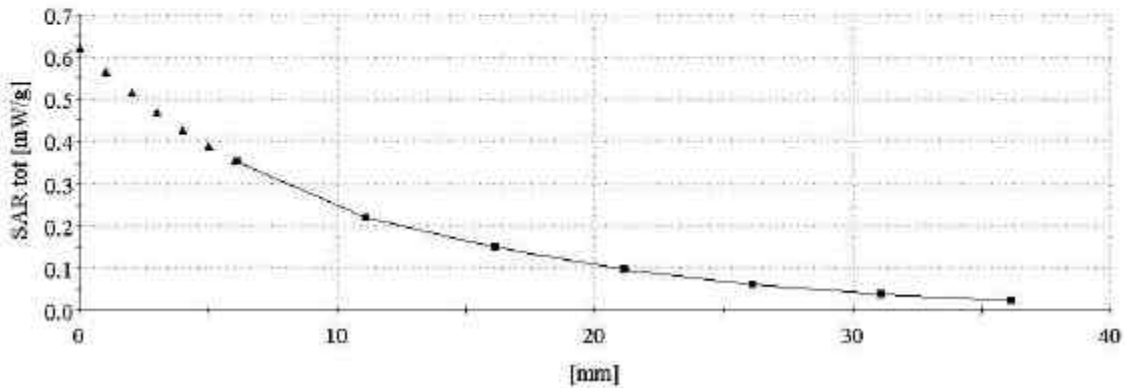


Prepared (also subject responsible if other) SEM/CV/PF/P Dulce Altabella		No. SEM/CB/Q-02:0100/REP	
Approved SEM/CV/PF/P Dulce Altabella	Checked DA	A	U:\FCC Submittals\Fcc_CA0802 (T608)\XHIBIT11\CA0802-11 sar report.doc

T608

SAM 1020(L) Phantom; Flat Section; Position: (90°, 270°); Frequency: 1880 MHz
 Probe: ET3DV6 - SN1587; ConvF(4.90,4.90,4.90); Crest factor: 1.0; Body 1900 MHz: $\sigma = 1.54 \text{ mho/m}$, $\epsilon_r = 52.1$, $\rho = 1.00 \text{ g/cm}^3$
 Cube 5x5x7: SAR (1g): 0.514 mW/g, SAR (10g): 0.301 mW/g + Max outside, (Worst-case extrapolation)
 Cube 5x5x7: Dx = 8.0, Dy = 8.0, Dz = 5.0

SN:UA2020P5QW Battery: BKB 193 167 (BST-25)
 Hands free: RLF 501 25/05 (HPE-14) Holster: ICE-25
 Humidity:37.3 Ambient Temp:23.3 Simulant Temp:21.3
 Back of phone facing body/Top peak
 File name: 13Nov02_T608_CDMA1900_P5QW_CH0600_BB03, Date: 11/13/02



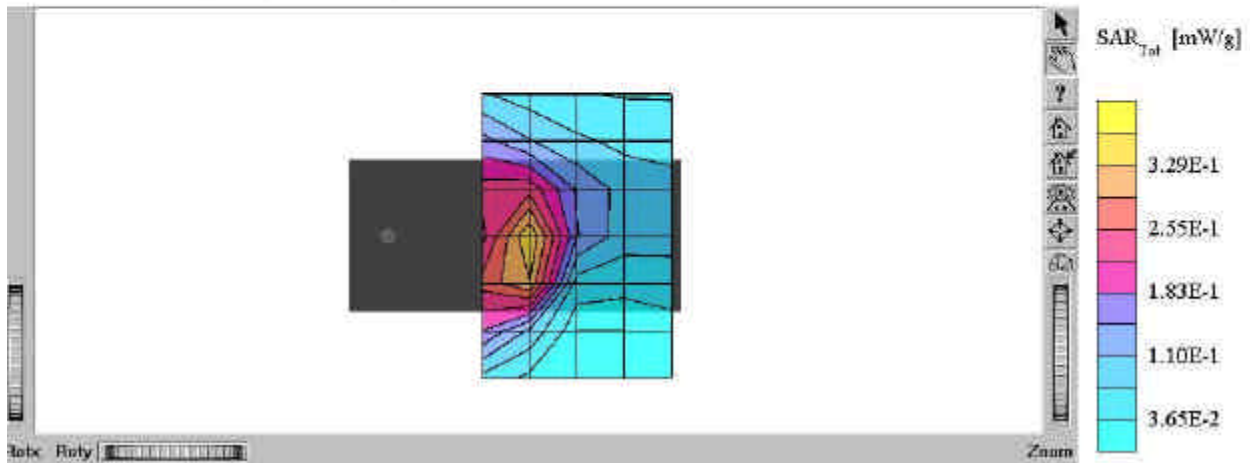
SAR Extrapolation to the phantom inner surface. Measured for maximum SAR in 1900 CDMA band, while phone is against the body using carry accessory ICE-25 and hands free accessory RLF 501 25/05. Top peak.



Prepared (also subject responsible if other) SEM/CV/PF/P Dulce Altabella		No. SEM/CB/Q-02:0100/REP	
Approved SEM/CV/PF/P Dulce Altabella	Checked DA	A	U:\FCC Submittals\Fcc_CA0802 (T608)\XHIBIT11\CA0802-11 sar report.doc

T608

SAM 1020(L) Phantom; Flat Section; Position: (90°,270°); Frequency: 1880 MHz
 Probe: ET3DV6 - SN1587; ConvF(4.90,4.90,4.90); Crest factor: 1.0; Body 1900 MHz: $\sigma = 1.54 \text{ mho/m}$, $\epsilon_r = 52.1$, $\rho = 1.00 \text{ g/cm}^3$
 Cube 5x5x7; SAR (1g): 0.411 mW/g, SAR (10g): 0.242 mW/g, (Worst-case extrapolation)
 Course: Dx = 15.0, Dy = 15.0, Dz = 10.0
 Powerdrift: -0.01 dB
 SN:UA2020P5QW Battery: BKB 193 167 (BST-25)
 Hands free: RLF 501 25/05 (HPE-14) Holster: ICE-25
 Humidity:37.1 Ambient Temp:23.1 Simulant Temp:21.3
 Back of phone facing body/Bottom peak
 File name: 13Nov02_T608_CDMA1900_P5QW_CH0600_BB04, Date: 11/13/02



Distribution of maximum SAR in 1900 CDMA band. Measured with back of device facing the body using carry ICE-25 and hands free accessory RLF 501 25/05. Bottom peak.

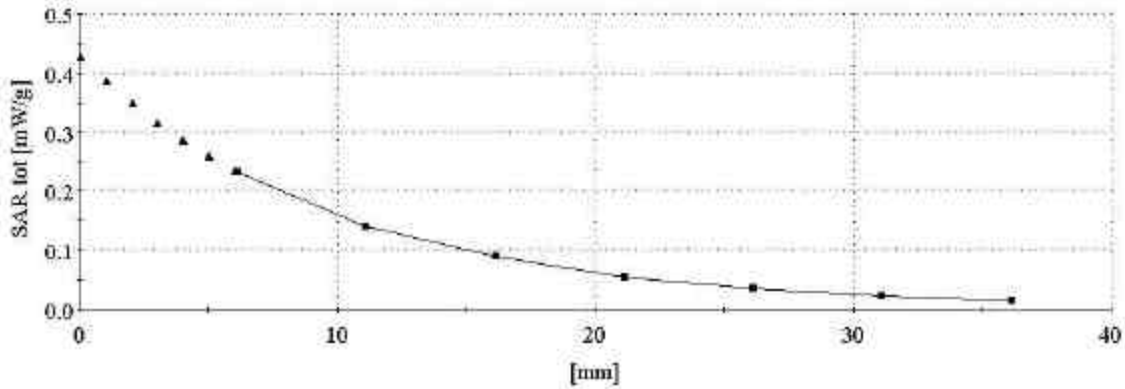


Prepared (also subject responsible if other) SEM/CV/PF/P Dulce Altabella		No. SEM/CB/Q-02:0100/REP	
Approved SEM/CV/PF/P Dulce Altabella	Checked DA	A	U:\FCC Submittals\Fcc_CA0802 (T608)\XHIBIT11\CA0802-11 sar report.doc

T608

SAM I020(L) Phantom; Flat Section; Position: (90°,270°); Frequency: 1800 MHz
 Probe: ET3DV6 - SN1587; ConvF(4.90,4.90,4.90); Crest factor: 1.0; Body 1900 MHz: $\sigma = 1.54 \text{ mho/m}$, $s_c = 52.1$, $\rho = 1.00 \text{ g/cm}^3$
 Cube 5x5x7: SAR (1g): 0.411 mW/g, SAR (10g): 0.242 mW/g, (Worst-case extrapolation)
 Cube 5x5x7: Dx = 8.0, Dy = 8.0, Dz = 5.0

SN:UA2020P5QW Battery: BKB 193 167 (BST-25)
 Hands free: RLF 501 25/05 (HPE-14) Holster: ICE-25
 Humidity:37.1 Ambient Temp:23.1 Simulant Temp:21.3
 Back of phone facing body/Bottom peak
 File name: 13Nov02_T608_CDMA1900_P5QW_CH0600_BB04, Date: 11/13/02



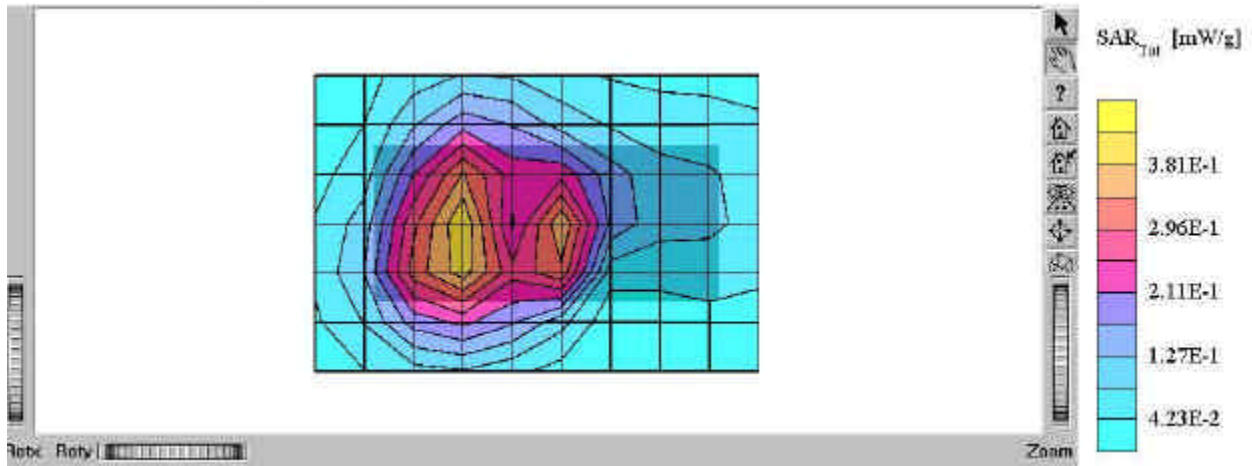
SAR Extrapolation to the phantom inner surface. Measured for maximum SAR in 1900 CDMA band, while phone is against the body using carry accessory ICE-25 and hands free accessory RLF 501 25/05. Bottom peak.



Prepared (also subject responsible if other) SEM/CV/PF/P Dulce Altabella		No. SEM/CB/Q-02:0100/REP	
Approved SEM/CV/PF/P Dulce Altabella	Checked DA	A	U:\FCC Submittals\Fcc_CA0802 (T608)\XHIBIT11\CA0802-11 sar report.doc

T608

SAM 1020(L) Phantom; Flat Section; Position: (90°, 270°); Frequency: 1880 MHz
 Probe: ET3DV6 - SN1587; ConvF(4.90,4.90,4.90); Crest factor: 1.0; Body 1900 MHz: $\sigma = 1.54 \text{ mho/m}$, $\epsilon_r = 52.1$, $\rho = 1.00 \text{ g/cm}^3$
 Cube 5x5x7; SAR (1g): 0.496 mW/g, SAR (10g): 0.291 mW/g, (Worst-case extrapolation)
 Coarse: Dx = 15.0, Dy = 15.0, Dz = 10.0
 Powerdrift: -0.06 dB
 SN:UA2020P5QW Battery: BKB 193 167 (BST-25)
 Hands free: RLF 501 25/05 (HPE-14) Holster: ICE-25
 Humidity:38.3 Ambient Temp:23.0 Simulant Temp:21.5
 Back of phone facing body/Bluetooth on (Mid-band/max power)
 File name: 13Nov02_T608_CDMA1900_P5QW_CH0600_BB02, Date: 11/13/02



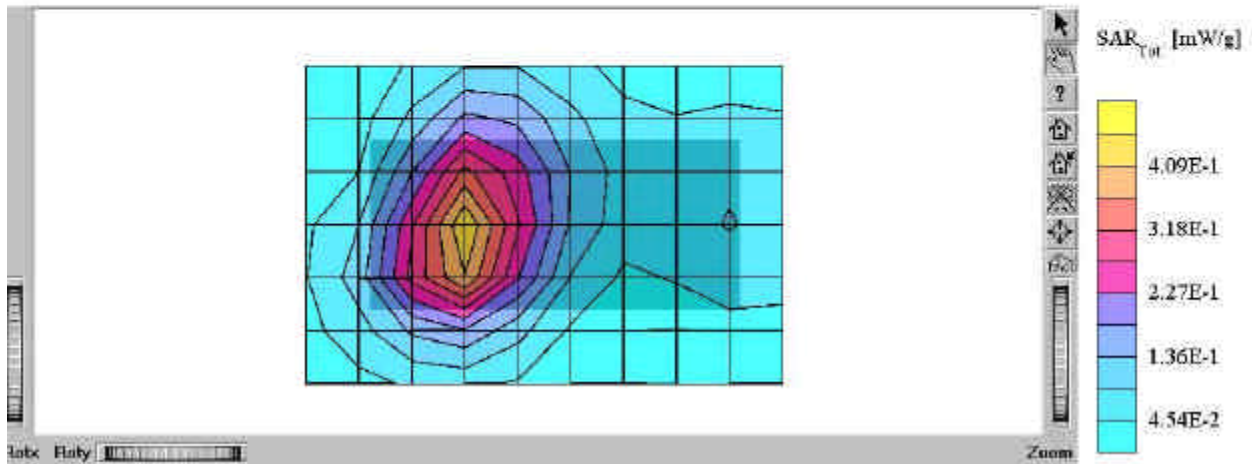
Distribution of maximum SAR in 1900 CDMA band. Measured with back of device facing the body using carry ICE-25 and hands free accessory RLF 501 25/05. Bluetooth on.



Prepared (also subject responsible if other) SEM/CV/PF/P Dulce Altabella		No. SEM/CB/Q-02:0100/REP	
Approved SEM/CV/PF/P Dulce Altabella	Checked DA	A	U:\FCC Submittals\Fcc_CA0802 (T608)\XHIBIT11\CA0802-11 sar report.doc

T608

SAM 1020(L) Phantom; Flat Section; Position: (90°,270°); Frequency: 1880 MHz
 Probe: ET3DV6 - SN1587; ConvF(4.90,4.90,4.90); Crest factor: 1.0; Body 1900 MHz: $\sigma = 1.54 \text{ mho/m}$, $\epsilon_r = 52.1$, $\rho = 1.00 \text{ g/cm}^3$
 Cube 5x5x7; SAR (1g): 0.544 mW/g, SAR (10g): 0.319 mW/g, (Worst-case extrapolation)
 Coarse: Dx = 15.0, Dy = 15.0, Dz = 10.0
 Powerdrift: 0.15 dB
 SN:UA2020P5QW Battery: BKB 193 167 (BST-25)
 Hands free: RLF 501 25/05 (HPE-14) Holster: 20mm spacer
 Humidity:35.7 Ambient Temp:23.6 Simulant Temp:21.1
 Back of phone facing body
 File name: 13Nov02_T608_CDMA1900_P5QW_CH0600_BB07, Date: 11/13/02



Distribution of maximum SAR in 1900 CDMA band. Measured with back of device facing the body using a 20 mm spacer and hands free accessory RLF 501 25/05.

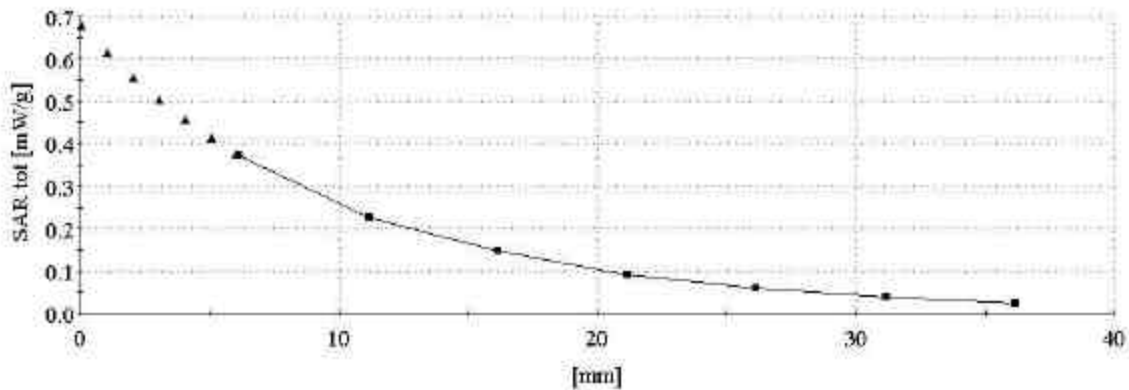


Prepared (also subject responsible if other) SEM/CV/PF/P Dulce Altabella		No. SEM/CB/Q-02:0100/REP	
Approved SEM/CV/PF/P Dulce Altabella	Checked DA	A	U:\FCC Submittals\Fcc_CA0802 (T608)\XHIBIT11\CA0802-11 sar report.doc

T608

SAM 1020(L) Phantom; Flat Section; Position: (90°, 270°); Frequency: 1880 MHz
 Probe: FT3DV6 - SN1587; ConvF(4.90, 4.90, 4.90); Crest factor: 1.0; Body 1900 MHz: $\sigma = 1.54 \text{ mho/m}$, $s_1 = 52.1$, $\rho = 1.00 \text{ g/cm}^3$
 Cube 5x5x7: SAR (1g): 0.544 mW/g, SAR (10g): 0.319 mW/g, (Worst-case extrapolation)
 Cube 5x5x7: Dx = 8.0, Dy = 8.0, Dz = 5.0

SN:UA2020P5QW Battery: BKB 193 167 (BST-25)
 Hands free: RLF 501 25/05 (HPE-14) Holster: 20mm spacer
 Humidity: 35.7 Ambient Temp: 23.6 Simulant Temp: 21.1
 Back of phone facing body
 File name: 13Nov02_T608_CDMA1900_P5QW_CH0600_BB07, Date: 11/13/02



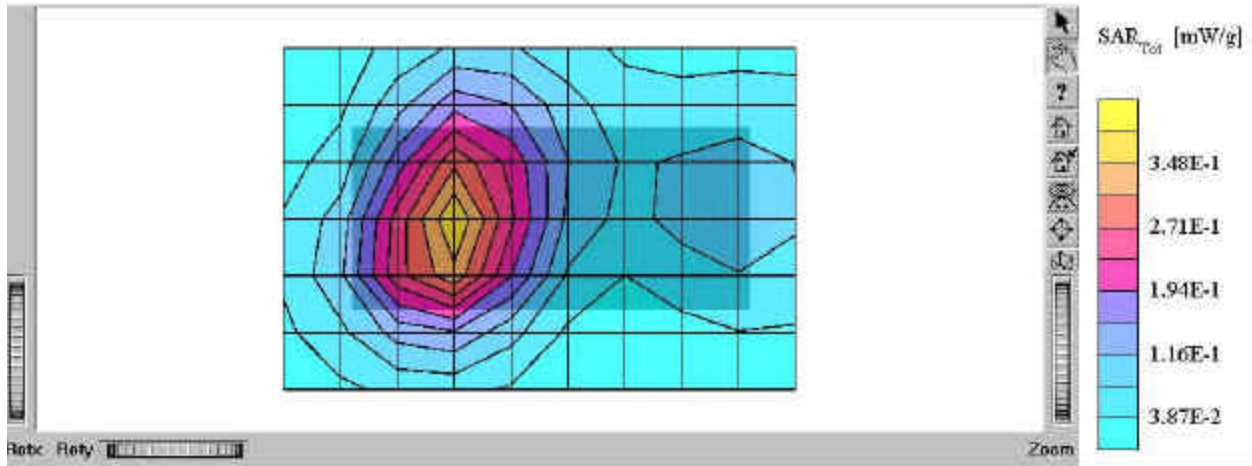
SAR Extrapolation to the phantom inner surface. Measured for maximum SAR in 1900 CDMA band, while phone is against the body using a 20mm spacer and hands free accessory RLF 501 25/05.



Prepared (also subject responsible if other) SEM/CV/PF/P Dulce Altabella		No. SEM/CB/Q-02:0100/REP	
Approved SEM/CV/PF/P Dulce Altabella	Checked DA	A	U:\FCC Submittals\Fcc_CA0802 (T608)\XHIBIT11\CA0802-11 sar report.doc

T608

SAM 1020(L) Phantom; Flat Section; Position: (90°,270°); Frequency: 1880 MHz
 Probe: ET3DV6 - SN1587; ConvF(4.90,4.90,4.90); Crest factor: 1.0; Body 1900 MHz: $\sigma = 1.54 \text{ mho/m}$, $\epsilon_r = 52.1$, $\rho = 1.00 \text{ g/cm}^3$
 Cube 5x5x7: SAR (1g): 0.472 mW/g, SAR (10g): 0.282 mW/g, (Worst-case extrapolation)
 Course: Dx = 15.0, Dy = 15.0, Dz = 10.0
 Powerdrift: 0.06 dB
 SN:UA2020P5QW Battery: BKB 193 167 (BST-25)
 Hands free: RLF 501 25/05 (HPE-14) Holster: 20mm spacer
 Humidity:35.5 Ambient Temp:23.7 Simulant Temp:21.0
 Back of phone facing body/Bluetooth on (Mid-band/max power)
 File name: 13Nov02_T608_CDMA1900_P5QW_CH0600_BB08, Date: 11/13/02



Distribution of maximum SAR in 1900 CDMA band. Measured with back of device facing the body using a 20mm spacer and hands free accessory RLF 501 25/05. Bluetooth on.



Prepared (also subject responsible if other) SEM/CV/PF/P Dulce Altabella		No. SEM/CB/Q-02:0100/REP	
Approved SEM/CV/PF/P Dulce Altabella	Checked DA	A	U:\FCC Submittals\Fcc_CA0802 (T608)\XHIBIT11\CA0802-11 sar report.doc

Appendix 4

Probe Calibration Certificate



Prepared (also subject responsible if other) SEM/CV/PF/P Dulce Altabella		No. SEM/CB/Q-02:0100/REP	
Approved SEM/CV/PF/P Dulce Altabella	Checked DA	A	U:\FCC Submittals\Fcc_CA0802 (T608)\XHIBIT11\CA0802-11 sar report.doc

ET3DV6 SN:1539

July 26, 2002

DASY3 - Parameters of Probe: ET3DV6 SN:1539

Sensitivity in Free Space

NormX	1.32 $\mu V/(V/m)^2$
NormY	1.23 $\mu V/(V/m)^2$
NormZ	1.34 $\mu V/(V/m)^2$

Diode Compression

DCP X	92	mV
DCP Y	92	mV
DCP Z	92	mV

Sensitivity in Tissue Simulating Liquid

Head	835 MHz	$\epsilon_r = 41.5 \pm 5\%$	$\sigma = 0.90 \pm 5\%$ mho/m	
Head	900 MHz	$\epsilon_r = 41.5 \pm 5\%$	$\sigma = 0.97 \pm 5\%$ mho/m	
	ConvF X	6.1 $\pm 9.5\%$ (k=2)	Boundary effect:	
	ConvF Y	6.1 $\pm 9.5\%$ (k=2)	Alpha	0.46
	ConvF Z	6.1 $\pm 9.5\%$ (k=2)	Depth	2.27
Head	1900 MHz	$\epsilon_r = 40.0 \pm 5\%$	$\sigma = 1.40 \pm 5\%$ mho/m	
Head	1800 MHz	$\epsilon_r = 40.0 \pm 5\%$	$\sigma = 1.40 \pm 5\%$ mho/m	
	ConvF X	4.9 $\pm 9.5\%$ (k=2)	Boundary effect:	
	ConvF Y	4.9 $\pm 9.5\%$ (k=2)	Alpha	0.66
	ConvF Z	4.9 $\pm 9.5\%$ (k=2)	Depth	2.13

Boundary Effect

Head	835 MHz	Typical SAR gradient: 5 % per mm	
	Probe Tip to Boundary	1 mm	2 mm
	SAR _{loc} [%] Without Correction Algorithm	10.4	5.7
	SAR _{loc} [%] With Correction Algorithm	0.4	0.4
Head	1900 MHz	Typical SAR gradient: 10 % per mm	
	Probe Tip to Boundary	1 mm	2 mm
	SAR _{loc} [%] Without Correction Algorithm	12.9	8.1
	SAR _{loc} [%] With Correction Algorithm	0.2	0.3

Sensor Offset

Probe Tip to Sensor Center	2.7	mm
Optical Surface Detection	1.5 \pm 0.2	mm

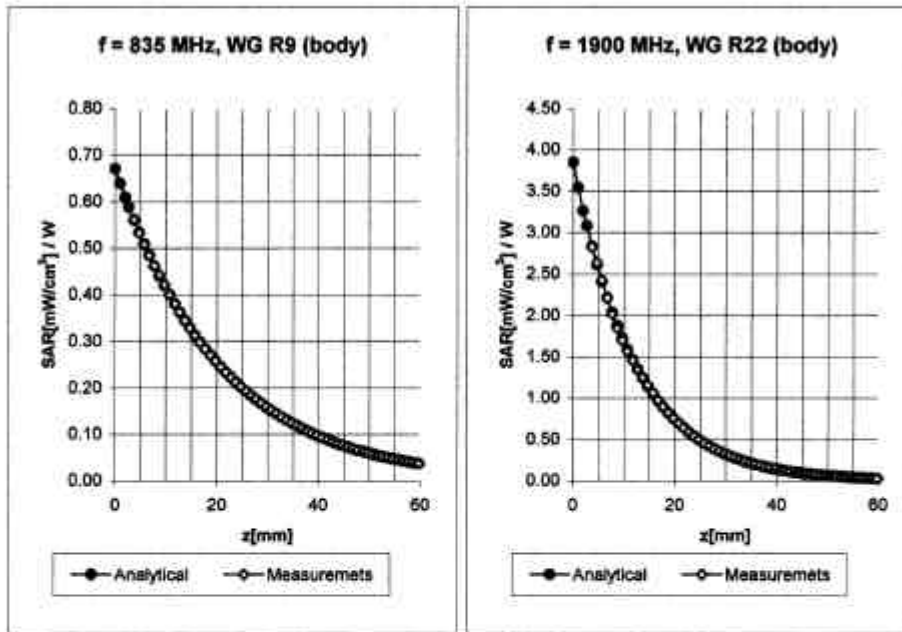


Prepared (also subject responsible if other) SEM/CV/PF/P Dulce Altabella		No. SEM/CB/Q-02:0100/REP	
Approved SEM/CV/PF/P Dulce Altabella	Checked DA	A	U:\FCC Submittals\Fcc_CA0802 (T608)\XHIBIT11\CA0802-11 sar report.doc

ET3DV6 SN:1539

July 26, 2002

Conversion Factor Assessment



Body	835 MHz	$\epsilon_r = 55.2 \pm 5\%$	$\sigma = 0.97 \pm 5\% \text{ mho/m}$
Body	900 MHz	$\epsilon_r = 55.0 \pm 5\%$	$\sigma = 1.05 \pm 5\% \text{ mho/m}$
	ConvF X	$6.1 \pm 9.5\% (k=2)$	Boundary effect:
	ConvF Y	$6.1 \pm 9.5\% (k=2)$	Alpha 0.47
	ConvF Z	$6.1 \pm 9.5\% (k=2)$	Depth 2.24
Body	1900 MHz	$\epsilon_r = 53.3 \pm 5\%$	$\sigma = 1.52 \pm 5\% \text{ mho/m}$
Body	1800 MHz	$\epsilon_r = 53.3 \pm 5\%$	$\sigma = 1.52 \pm 5\% \text{ mho/m}$
	ConvF X	$4.5 \pm 9.5\% (k=2)$	Boundary effect:
	ConvF Y	$4.5 \pm 9.5\% (k=2)$	Alpha 0.81
	ConvF Z	$4.5 \pm 9.5\% (k=2)$	Depth 1.98

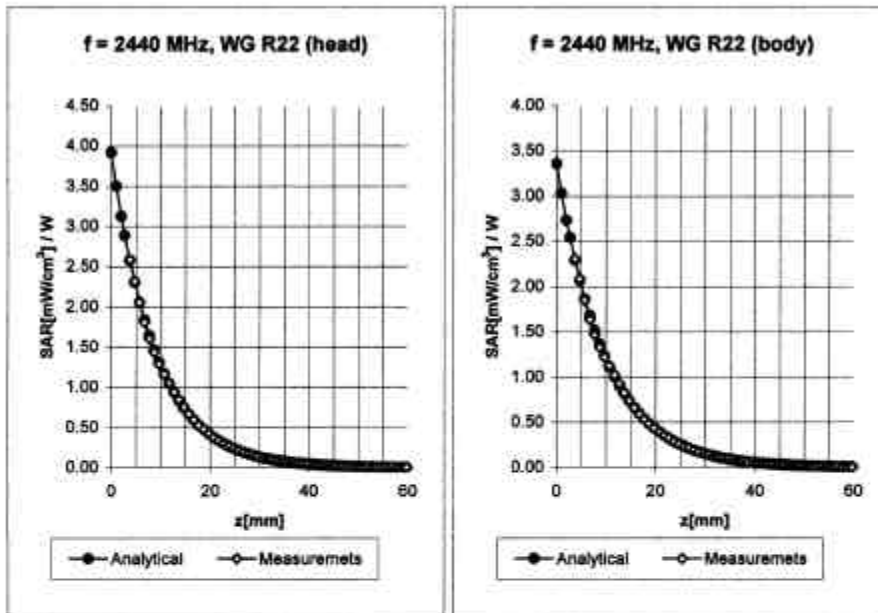


Prepared (also subject responsible if other) SEM/CV/PF/P Dulce Altabella		No. SEM/CB/Q-02:0100/REP	
Approved SEM/CV/PF/P Dulce Altabella	Checked DA	A	U:\FCC Submittals\Fcc_CA0802 (T608)\XHIBIT11\CA0802-11 sar report.doc

ET3DV6 SN:1539

July 26, 2002

Conversion Factor Assessment



Head	2440 MHz	$\epsilon_r = 39.2 \pm 5\%$	$\sigma = 1.80 \pm 5\% \text{ mho/m}$
ConvF X	4.7	$\pm 8.9\% (k=2)$	Boundary effect:
ConvF Y	4.7	$\pm 8.9\% (k=2)$	Alpha 1.00
ConvF Z	4.7	$\pm 8.9\% (k=2)$	Depth 1.73

Body	2440 MHz	$\epsilon_r = 52.7 \pm 5\%$	$\sigma = 1.95 \pm 5\% \text{ mho/m}$
ConvF X	4.1	$\pm 8.9\% (k=2)$	Boundary effect:
ConvF Y	4.1	$\pm 8.9\% (k=2)$	Alpha 1.00
ConvF Z	4.1	$\pm 8.9\% (k=2)$	Depth 1.90



Prepared (also subject responsible if other) SEM/CV/PF/P Dulce Altabella		No. SEM/CB/Q-02:0100/REP	
Approved SEM/CV/PF/P Dulce Altabella	Checked DA	A	U:\FCC Submittals\Fcc_CA0802 (T608)\XHIBIT11\CA0802-11 sar report.doc

ET3DV6 SN:1587

June 20, 2002

DASY3 - Parameters of Probe: ET3DV6 SN:1587

Sensitivity in Free Space

NormX	2.02 $\mu V/(V/m)^2$
NormY	1.89 $\mu V/(V/m)^2$
NormZ	1.76 $\mu V/(V/m)^2$

Diode Compression

DCP X	97	mV
DCP Y	97	mV
DCP Z	97	mV

Sensitivity in Tissue Simulating Liquid

Head	835 MHz	$\epsilon_r = 41.5 \pm 5\%$	$\sigma = 0.90 \pm 5\%$ mho/m	
Head	900 MHz	$\epsilon_r = 41.5 \pm 5\%$	$\sigma = 0.97 \pm 5\%$ mho/m	
	ConvF X	6.8 $\pm 9.5\%$ (k=2)	Boundary effect:	
	ConvF Y	6.8 $\pm 9.5\%$ (k=2)	Alpha	0.40
	ConvF Z	6.8 $\pm 9.5\%$ (k=2)	Depth	2.18
Head	1900 MHz	$\epsilon_r = 40.0 \pm 5\%$	$\sigma = 1.40 \pm 5\%$ mho/m	
Head	1800 MHz	$\epsilon_r = 40.0 \pm 5\%$	$\sigma = 1.40 \pm 5\%$ mho/m	
	ConvF X	5.2 $\pm 9.5\%$ (k=2)	Boundary effect:	
	ConvF Y	5.2 $\pm 9.5\%$ (k=2)	Alpha	0.49
	ConvF Z	5.2 $\pm 9.5\%$ (k=2)	Depth	2.40

Boundary Effect

Head	835 MHz	Typical SAR gradient: 5 % per mm	
	Probe Tip to Boundary	1 mm	2 mm
	SAR _{lim} [%] Without Correction Algorithm	8.1	4.4
	SAR _{lim} [%] With Correction Algorithm	0.2	0.4
Head	1900 MHz	Typical SAR gradient: 10 % per mm	
	Probe Tip to Boundary	1 mm	2 mm
	SAR _{lim} [%] Without Correction Algorithm	11.4	7.8
	SAR _{lim} [%] With Correction Algorithm	0.3	0.4

Sensor Offset

Probe Tip to Sensor Center	2.7	mm
Optical Surface Detection	1.6 ± 0.2	mm

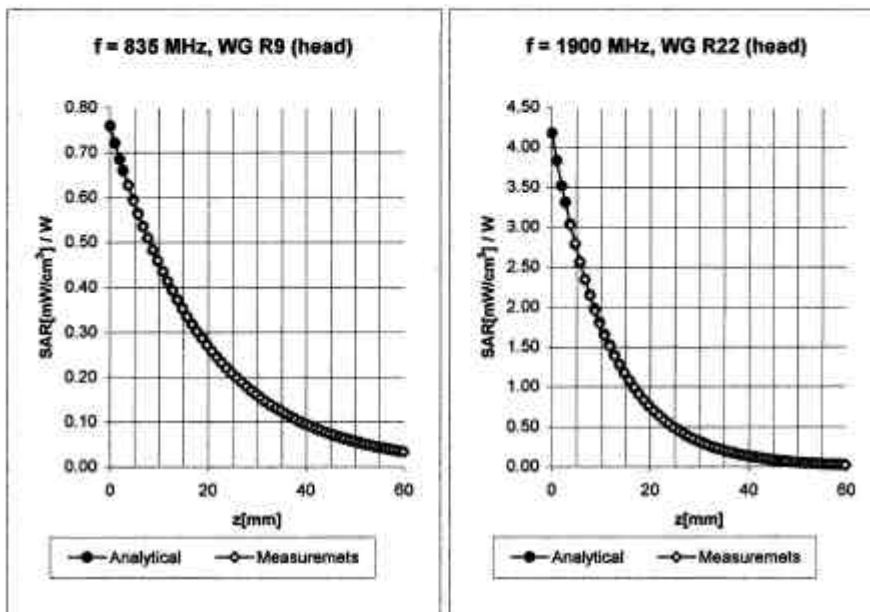


Prepared (also subject responsible if other) SEM/CV/PF/P Dulce Altabella		No. SEM/CB/Q-02:0100/REP	
Approved SEM/CV/PF/P Dulce Altabella	Checked DA	A	U:\FCC Submittals\Fcc_CA0802 (T608)\XHIBIT11\CA0802-11 sar report.doc

ET3DV6 SN:1587

June 20, 2002

Conversion Factor Assessment



Head	835 MHz	$\epsilon_r = 41.5 \pm 5\%$	$\sigma = 0.90 \pm 5\%$ mho/m	
Head	900 MHz	$\epsilon_r = 41.5 \pm 5\%$	$\sigma = 0.97 \pm 5\%$ mho/m	
	ConvF X	$6.8 \pm 9.5\%$ (k=2)	Boundary effect:	
	ConvF Y	$6.8 \pm 9.5\%$ (k=2)	Alpha	0.40
	ConvF Z	$6.8 \pm 9.5\%$ (k=2)	Depth	2.18
Head	1900 MHz	$\epsilon_r = 40.0 \pm 5\%$	$\sigma = 1.40 \pm 5\%$ mho/m	
Head	1800 MHz	$\epsilon_r = 40.0 \pm 5\%$	$\sigma = 1.40 \pm 5\%$ mho/m	
	ConvF X	$5.2 \pm 9.5\%$ (k=2)	Boundary effect:	
	ConvF Y	$5.2 \pm 9.5\%$ (k=2)	Alpha	0.49
	ConvF Z	$5.2 \pm 9.5\%$ (k=2)	Depth	2.40

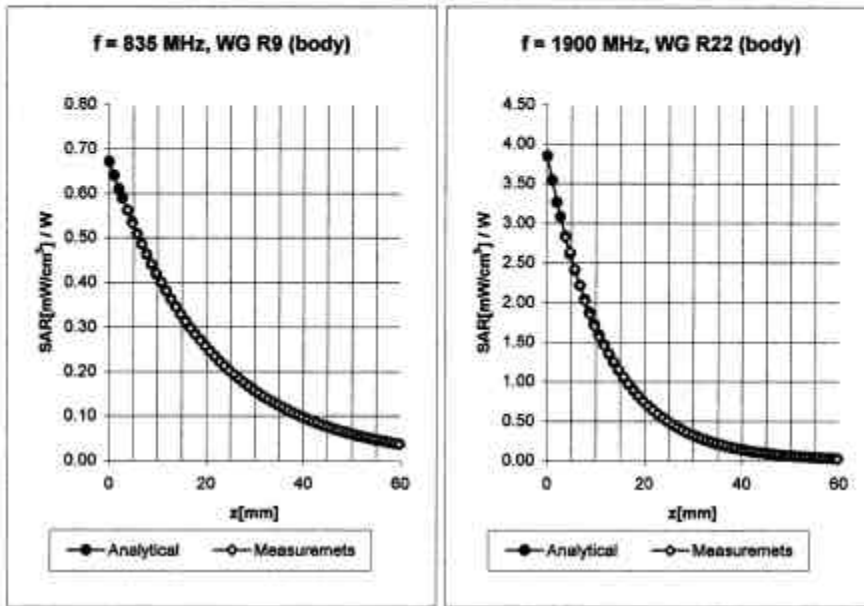


Prepared (also subject responsible if other) SEM/CV/PF/P Dulce Altabella		No. SEM/CB/Q-02:0100/REP	
Approved SEM/CV/PF/P Dulce Altabella	Checked DA	A	U:\FCC Submittals\Fcc_CA0802 (T608)\XHIBIT11\CA0802-11 sar report.doc

ET3DV6 SN:1587

June 20, 2002

Conversion Factor Assessment



Body	835 MHz	$\epsilon_r = 55.2 \pm 5\%$	$\sigma = 0.97 \pm 5\% \text{ mho/m}$
Body	900 MHz	$\epsilon_r = 55.0 \pm 5\%$	$\sigma = 1.05 \pm 5\% \text{ mho/m}$
	ConvF X	$6.5 \pm 9.5\% (k=2)$	Boundary effect:
	ConvF Y	$6.5 \pm 9.5\% (k=2)$	Alpha 0.37
	ConvF Z	$6.5 \pm 9.5\% (k=2)$	Depth 2.38
Body	1900 MHz	$\epsilon_r = 53.3 \pm 5\%$	$\sigma = 1.52 \pm 5\% \text{ mho/m}$
Body	1800 MHz	$\epsilon_r = 53.3 \pm 5\%$	$\sigma = 1.52 \pm 5\% \text{ mho/m}$
	ConvF X	$4.9 \pm 9.5\% (k=2)$	Boundary effect:
	ConvF Y	$4.9 \pm 9.5\% (k=2)$	Alpha 0.68
	ConvF Z	$4.9 \pm 9.5\% (k=2)$	Depth 2.09

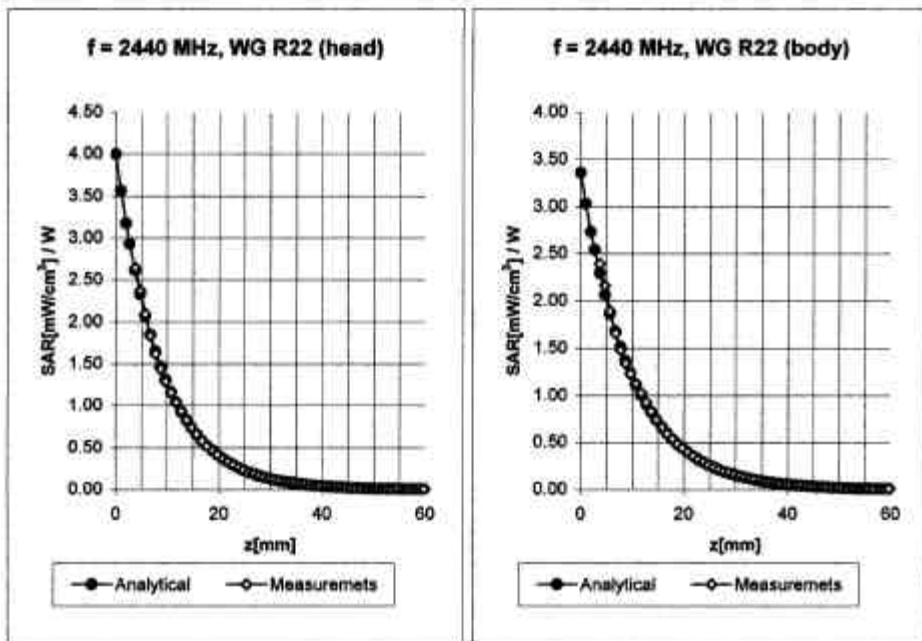


Prepared (also subject responsible if other) SEM/CV/PF/P Dulce Altabella		No. SEM/CB/Q-02:0100/REP	
Approved SEM/CV/PF/P Dulce Altabella	Checked DA	A	U:\FCC Submittals\Fcc_CA0802 (T608)\XHIBIT11\CA0802-11 sar report.doc

ET3DV6 SN:1587

June 20, 2002

Conversion Factor Assessment



Head	2440 MHz	$\epsilon_r = 39.2 \pm 5\%$	$\sigma = 1.80 \pm 10\% \text{ mho/m}$
	ConvF X	$5.0 \pm 8.9\% (k=2)$	Boundary effect:
	ConvF Y	$5.0 \pm 8.9\% (k=2)$	Alpha 1.00
	ConvF Z	$5.0 \pm 8.9\% (k=2)$	Depth 1.63

Body	2440 MHz	$\epsilon_r = 52.7 \pm 5\%$	$\sigma = 1.95 \pm 10\% \text{ mho/m}$
	ConvF X	$4.3 \pm 8.9\% (k=2)$	Boundary effect:
	ConvF Y	$4.3 \pm 8.9\% (k=2)$	Alpha 1.00
	ConvF Z	$4.3 \pm 8.9\% (k=2)$	Depth 1.59



Prepared (also subject responsible if other) SEM/CV/PF/P Dulce Altabella		No. SEM/CB/Q-02:0100/REP	
Approved SEM/CV/PF/P Dulce Altabella	Checked DA	A	U:\FCC Submittals\Fcc_CA0802 (T608)\XHIBIT11\CA0802-11 sar report.doc

Appendix 5

Measurement Uncertainty Budget



Prepared (also subject responsible if other) SEM/CV/PF/P Dulce Altabella		No. SEM/CB/Q-02:0100/REP	
Approved SEM/CV/PF/P Dulce Altabella	Checked DA	A	U:\FCC Submittals\Fcc_CA0802 (T608)\XHIBIT11\CA0802-11 sar report.doc

Table 1. Uncertainty Budget for System Performance Check (Dipole & flat phantom)

a	b	c	d	e = f(d,k)	f	g	h = c x f / e	i = c x g / e	k
Uncertainty Component	Sec.	Tol. (±%)	Prob. Dist.	Div.	c _i (1-g)	c _i (10-g)	1-g u _i (±%)	10-g u _i (±%)	v _i
Measurement System									
Probe Calibration (k=1)	E.2.1	4.8	N	1	1	1	4.8	4.8	∞
Axial Isotropy	E.2.2	4.7	R	1.73	0.707	0.707	1.9	1.9	∞
Hemispherical Isotropy	E.2.2	9.6	R	1.73	0.707	0.707	3.9	3.9	∞
Boundary Effect	E.2.3	8.3	R	1.73	1	1	4.8	4.8	∞
Linearity	E.2.4	4.7	R	1.73	1	1	2.7	2.7	∞
System Detection Limits	E.2.5	1.0	R	1.73	1	1	0.6	0.6	∞
Readout Electronics	E.2.6	1.0	N	1	1	1	1.0	1.0	∞
Response Time	E.2.7	0.0	R	1.73	1	1	0.0	0.0	∞
Integration Time	E.2.8	0.0	R	1.73	1	1	0.0	0.0	∞
RF Ambient Conditions	E.6.1	3.0	R	1.73	1	1	1.7	1.7	∞
Probe Positioner Mechanical Tolerance (corresponds to the mechanical constrains of the robot)	E.6.2	0.4	R	1.73	1	1	0.2	0.2	∞
Probe Positioning with respect to Phantom Shell	E.6.3	2.9	R	1.73	1	1	1.7	1.7	∞
Extrapolation, interpolation and Integration Algorithms for Max. SAR Evaluation	E.5	3.9	R	1.73	1	1	2.3	2.3	∞
Dipole									
Dipole Axis to Liquid Distance	8, E.4.2	1.0	R	1.73	1	1	0.6	0.6	∞
Input Power and SAR Drift Measurement	8, 6.6.2	5.0	R	1.73	1	1	2.9	2.9	∞
Phantom and Tissue Parameters									
Phantom Uncertainty - shell thickness tolerance	E.3.1	4.0	R	1.73	1	1	2.3	2.3	∞
Liquid Conductivity - deviation from target values (5)	E.3.2	2.4	R	1.73	0.64	0.43	0.89	0.60	∞
Liquid Conductivity - measurement uncertainty (6)	E.3.3	6.20	R	1.73	0.64	0.43	2.29	1.54	∞
Liquid Permittivity - deviation from target values (5)	E.3.2	2.7	R	1.73	0.6	0.49	0.94	0.76	∞
Liquid Permittivity - measurement uncertainty (6)	E.3.3	6.08	R	1.73	0.6	0.49	2.11	1.72	∞
Combined Standard Uncertainty			RSS				10.49	10.24	
Expanded Uncertainty (95% CONFIDENCE LEVEL)							20.98	20.49	



Prepared (also subject responsible if other) SEM/CV/PF/P Dulce Altabella		No. SEM/CB/Q-02:0100/REP	
Approved SEM/CV/PF/P Dulce Altabella	Checked DA	A	U:\FCC Submittals\Fcc_CA0802 (T608)\XHIBIT11\CA0802-11 sar report.doc

Table 2. Uncertainty Budget for the Device Under Test

a	b	c	d	e = f(d,k)	f	g	h = c x f / e	i = c x g / e	k
Uncertainty Component	Sec.	Tol. (± %)	Prob. Dist.	Div.	c _i (1-g)	c _i (10-g)	1-g u _i (±%)	10-g u _i (±%)	v _i
Measurement System									
Probe Calibration (k=1)	E.2.1	4.8	N	1	1	1	4.8	4.8	∞
Axial Isotropy	E.2.2	4.7	R	1.73	0.707	0.707	1.9	1.9	∞
Hemispherical Isotropy	E.2.2	9.6	R	1.73	0.707	0.707	3.9	3.9	∞
Boundary Effect	E.2.3	8.3	R	1.73	1	1	4.8	4.8	∞
Linearity	E.2.4	4.7	R	1.73	1	1	2.7	2.7	∞
System Detection Limits	E.2.5	1.0	R	1.73	1	1	0.6	0.6	∞
Readout Electronics	E.2.6	1.0	N	1	1	1	1.0	1.0	∞
Response Time	E.2.7	0.8	R	1.73	1	1	0.5	0.5	∞
Integration Time	E.2.8	1.4	R	1.73	1	1	0.8	0.8	∞
RF Ambient Conditions	E.6.1	3.0	R	1.73	1	1	1.7	1.7	∞
Probe Positioner Mechanical Tolerance (corresponds to the mechanical constrains of the robot)	E.6.2	0.4	R	1.73	1	1	0.2	0.2	∞
Probe Positioning with respect to Phantom Shell	E.6.3	2.9	R	1.73	1	1	1.7	1.7	∞
Extrapolation, interpolation and Integration Algorithms for Max. SAR Evaluation	E.5	3.9	R	1.73	1	1	2.3	2.3	∞
Test sample Related									
Test Sample Positioning	E.4.2	3.03	N	1	1	1	1.2	1.2	4
Device Holder Uncertainty	E.4.1	1.0	R	1.73	1	1	0.58	0.58	4
Output Power Variation - SAR drift measurement (4)	6.6.2	5.0	R	1.73	1	1	2.9	2.9	∞
Phantom and Tissue Parameters									
Phantom Uncertainty (shape and thickness tolerances)	E.3.1	4.0	R	1.73	1	1	2.3	2.3	∞
Liquid Conductivity - deviation from target values (5)	E.3.2	2.4	R	1.73	0.64	0.43	0.89	0.60	∞
Liquid Conductivity - measurement uncertainty (6)	E.3.3	6.20	R	1.73	0.64	0.43	2.3	1.5	∞
Liquid Permittivity - deviation from target values (5)	E.3.2	2.7	R	1.73	0.6	0.49	0.94	0.76	∞
Liquid Permittivity - measurement uncertainty (6)	E.3.3	6.08	R	1.73	0.6	0.49	2.1	1.7	∞
Combined Standard Uncertainty			RSS				10.60	10.35	
Expanded Uncertainty			K=2				21.20	20.70	



Prepared (also subject responsible if other) SEM/CV/PF/P Dulce Altabella		No. SEM/CB/Q-02:0100/REP	
Approved SEM/CV/PF/P Dulce Altabella	Checked DA	A	U:\FCC Submittals\Fcc_CA0802 (T608)\XHIBIT11\CA0802-11 sar report.doc

(95% CONFIDENCE LEVEL)									
------------------------	--	--	--	--	--	--	--	--	--

Table 3a. Values for e'

Uncertainty Component	Tolerance (±%)	Probability Distribution	Divisor	c _i	Standard Uncertainty (±%)	v _i or v _{eff}
Repeatability (n repeats)	0.97	N	1	1	0.97	4
Network analyzer uncertainty sources	8.38	R	1.73	1	4.83	∞
Dielectric Error Sources	5.93	R	1.73	1	3.42	∞
Combined standard uncertainty					6.08	

Table 3b. Values for s

Uncertainty Component	Tolerance (±%)	Probability Distribution	Divisor	c _i	Standard Uncertainty (±%)	v _i or v _{eff}
Repeatability (n repeats)	1.85	N	1	1	1.85	4
Network analyzer uncertainty sources	8.38	R	1.73	1	4.83	∞
Dielectric Error Sources	5.93	R	1.73	1	3.42	∞
Combined standard uncertainty					6.20	



Prepared (also subject responsible if other) SEM/CV/PF/P Dulce Altabella		No. SEM/CB/Q-02:0100/REP	
Approved SEM/CV/PF/P Dulce Altabella	Checked DA	A	U:\FCC Submittals\Fcc_CA0802 (T608)\XHIBIT11\CA0802-11 sar report.doc

Appendix 6

Photographs of the device under test



Prepared (also subject responsible if other) SEM/CV/PF/P Dulce Altabella		No. SEM/CB/Q-02:0100/REP	
Approved SEM/CV/PF/P Dulce Altabella	Checked DA	A	U:\FCC Submittals\Fcc_CA0802 (T608)\XHIBIT11\CA0802-11 sar report.doc




Front view of device



Back view of device



Prepared (also subject responsible if other) SEM/CV/PF/P Dulce Altabella		No. SEM/CB/Q-02:0100/REP	
Approved SEM/CV/PF/P Dulce Altabella	Checked DA	A	U:\FCC Submittals\Fcc_CA0802 (T608)\XHIBIT11\CA0802-11 sar report.doc



Side view of device



Prepared (also subject responsible if other) SEM/CV/PF/P Dulce Altabella		No. SEM/CB/Q-02:0100/REP	
Approved SEM/CV/PF/P Dulce Altabella	Checked DA	A	U:\FCC Submittals\Fcc_CA0802 (T608)\XHIBIT11\CA0802-11 sar report.doc



Front, back, and side views of carry accessory model ICT-14.



Prepared (also subject responsible if other) SEM/CV/PF/P Dulce Altabella		No. SEM/CB/Q-02:0100/REP	
Approved SEM/CV/PF/P Dulce Altabella	Checked DA	A	U:\FCC Submittals\Fcc_CA0802 (T608)\XHIBIT11\CA0802-11 sar report.doc



Front, back, and side views of carry accessory model KRY-105-186



Prepared (also subject responsible if other) SEM/CV/PF/P Dulce Altabella		No. SEM/CB/Q-02:0100/REP	
Approved SEM/CV/PF/P Dulce Altabella	Checked DA	A	U:\FCC Submittals\Fcc_CA0802 (T608)\XHIBIT11\CA0802-11 sar report.doc



Front, back, and side views of carry accessory model ICE-25

Position of Device on Phantom



Prepared (also subject responsible if other) SEM/CV/PF/P Dulce Altabella		No. SEM/CB/Q-02:0100/REP	
Approved SEM/CV/PF/P Dulce Altabella	Checked DA	A	U:\FCC Submittals\Fcc_CA0802 (T608)\XHIBIT11\CA0802-11 sar report.doc



Position of device against head phantom using the “cheek” position




Prepared (also subject responsible if other) SEM/CV/PF/P Dulce Altabella		No. SEM/CB/Q-02:0100/REP	
Approved SEM/CV/PF/P Dulce Altabella	Checked DA	A	U:\FCC Submittals\Fcc_CA0802 (T608)\XHIBIT11\CA0802-11 sar report.doc



Position of device against head phantom using the “tilt” position




Prepared (also subject responsible if other) SEM/CV/PF/P Dulce Altabella		No. SEM/CB/Q-02:0100/REP	
Approved SEM/CV/PF/P Dulce Altabella	Checked DA	A	U:\FCC Submittals\Fcc_CA0802 (T608)\XHIBIT11\CA0802-11 sar report.doc



Position of device against flat phantom using carry accessory KRY-105-186 and hands free accessory HPE-14




Prepared (also subject responsible if other) SEM/CV/PF/P Dulce Altabella		No. SEM/CB/Q-02:0100/REP	
Approved SEM/CV/PF/P Dulce Altabella	Checked DA	A	U:\FCC Submittals\Fcc_CA0802 (T608)\XHIBIT11\CA0802-11 sar report.doc



Position of device against flat phantom using carry accessory ICE-25 with hands free accessory HPE-14



Prepared (also subject responsible if other) SEM/CV/PF/P Dulce Altabella		No. SEM/CB/Q-02:0100/REP	
Approved SEM/CV/PF/P Dulce Altabella	Checked DA	A	U:\FCC Submittals\Fcc_CA0802 (T608)\XHIBIT11\CA0802-11 sar report.doc



Position of device against flat phantom using a 20mm spacer with hands free accessory HPE-14