



Prepared (also subject responsible if other) SEM/CV/PF/P Dulce Altabella		No. SEM/CB/Q-02:0100/REP	
Approved SEM/CV/PF/P Dulce Altabella	Checked DA	A	U:\FCC Submittals\Fcc_CA0802 (T608)\XHIBIT11\CA0802-11 sar report.doc

Exhibit 11: SAR Test Report of Portable Cellular Phone FCC ID: PXITR-CA0802 model: T608

Date of test: November 4-14, 2002
Date of Report: November 19, 2002

Laboratory: SAR Testing Laboratory
 Sony Ericsson Mobile Communications, Inc.
 7001 Development Drive, P.O. Box 13969,
 Research Triangle Park, NC, 27709, USA

Tested by: William Stewart
 Development Engineer, Antenna Development Group
 Dulce Altabella
 Staff Engineer, Antenna Development Group

Test Responsible: Dulce Altabella
 Staff Engineer, Antenna Development Group

Accreditation: This laboratory is accredited to ISO/IEC 17025-1999 to perform the following electromagnetic exposure tests:



- Specific Absorption Rate (SAR)
- Dielectric parameters
- RF power measurement

On the following types of products:
 Wireless communications devices.
 A2LA certificate #1650-01

Statement of Compliance: Sony Ericsson Mobile Communications, Inc declares under its sole responsibility that portable cellular telephone FCC ID PXITR-CA0802 model T608 to which this declaration relates, is in conformity with the appropriate General Population/Uncontrolled RF exposure standards, recommendations and guidelines (FCC 47 CFR §2.1093). It also declares that the product was tested in accordance with the appropriate measurement standards, guidelines and recommended practices. Any deviations from these standards, guidelines and recommended practices are noted below:

(none)

© Sony Ericsson Mobile Communications, Inc. 2002

This test report shall not be reproduced except in full, without written approval of the laboratory.

The results and statements contained herein relate only to the items tested. The names of individuals involved may be mentioned only in connection with the statements or results from this report.

Sony Ericsson Mobile Communications encourages all feedback, both positive and negative, on this test report.



Prepared (also subject responsible if other) SEM/CV/PF/P Dulce Altabella		No. SEM/CB/Q-02:0100/REP	
Approved SEM/CV/PF/P Dulce Altabella	Checked DA	A	U:\FCC Submittals\Fcc_CA0802 (T608)\XHIBIT11\CA0802-11 sar report.doc

Table of Contents

1. Introduction 2

2. Description of the Device Under Test 3

2.1 Antenna description 3

2.2 Device description 3

3. Test Equipment Used 3

3.1 Dosimetric System 3

3.2 Additional Equipment 4

4. Electrical parameters of the tissue simulating liquid 4

5. System Accuracy Verification 5

6. Test Results 6

6.1 Head Adjacent Test Results 6

6.2 Body-Worn Test Results 9

References 13

Appendix 1: SAR distribution comparison for system accuracy verification 14

Appendix 2: SAR distribution plots for Phantom Head Adjacent Use 28

Appendix 3: SAR distribution plots for Body Worn Configuration 48

Appendix 4: Probe Calibration Certificate 71

Appendix 5: Measurement Uncertainty Budget 79

Appendix 6: Photographs of the device under test 83

1. Introduction



Prepared (also subject responsible if other) SEM/CV/PF/P Dulce Altabella		No. SEM/CB/Q-02:0100/REP	
Approved SEM/CV/PF/P Dulce Altabella	Checked DA	A	U:\FCC Submittals\Fcc_CA0802 (T608)\XHIBIT11\CA0802-11 sar report.doc

The Sony Ericsson SAR Laboratory has performed measurements of the maximum potential exposure to the user of portable cellular phone FCC ID PXITR-CA0802 model T608. The Specific Absorption Rate (SAR) of this product was measured. The applicable RF safety guidelines and the SAR measurement specifications used for the test are described in [1,2,4].

2. Description of the Device Under Test

2.1 Antenna description

Type	Internal antenna	
Location	Inside the back cover, near the top	
Dimensions	Width	27.16 mm
	Length	41.25 mm
Configuration	Patch antenna	

2.2 Device description

FCC ID Number / Device Model	PXITR-CA0802 / T608		
Serial number	UA2020P5RP & UA2020P5QW		
Mode(s) of Operation	AMPS	CDMA800	CDMA1900
Modulation Mode(s)	FDMA	CDMA	CDMA
Target Value for Maximum Output Power Setting	26.75 dBm	23.4dBm	23.4 dBm
Factory Tolerance Window in Power Setting	± 0.25dB	± 0.4 dB	± 0.4 dB
Duty Cycle	1	1	1
Transmitting Frequency Rang(s)	824-849 MHz	824-849 MHz	1850-1910 MHz
Production Unit or Identical Prototype	Identical Prototype		
Device Category	Portable		
RF Exposure Limits	General Population / Uncontrolled		

3. Test Equipment Used

3.1 Dosimetric System

The Sony Ericsson SAR Laboratory utilizes a Dosimetric Assessment System (Dasy3™ v3.1d) manufactured by Schmid & Partner Engineering AG (SPEAG™), of Zurich Switzerland. The overall RSS uncertainty of the measurement system is ±10.60% (K=1) with an expanded uncertainty of ±21.20% (K=2). The measurement uncertainty budget is given in Appendix 5. The list of calibrated equipment used for the measurements is shown in the following table.



Prepared (also subject responsible if other) SEM/CV/PF/P Dulce Altabella		No. SEM/CB/Q-02:0100/REP	
Approved SEM/CV/PF/P Dulce Altabella	Checked DA	A	U:\FCC Submittals\Fcc_CA0802 (T608)\XHIBIT11\CA0802-11 sar report.doc

Description	Serial Number	Cal Due Date
DASY3 DAE V1	416	05-Dec-2002
DASY3 DAE V1	432	14-Jun-2003
E-Field Probe ETDV6	1539	26-Jul-2003
E-Field Probe ETDV6	1587	20-Jun-2003
Dipole Validation Kit, DV835V2	428	06-Mar-2003
S.A.M. Phantom used for 835MHz	1030/1020	
Dipole Validation Kit, DV1900V2	537	06-Mar-2003
S.A.M. Phantom used for 1900MHz	1031/1023	

3.2 Additional Equipment

Description	Serial Number	Cal Due Date
Signal Generator HP8648C	3537A01598	09-Sep-2003
Power Meter 437B	3125U113481	21-May-2003
Power Meter 437B	3110A05257	21-May-2003
Power Sensor - 8482H	MY41090240	08-May-2003
Power Sensor - 8482H	MY41090241	08-May-2003
Network Analyzer HP8752C	3410A3105	23-Aug-2003
Dielectric Probe Kit HP85070B	US33020390	02-May-2003
Digital Thermometer 61220-601	350078	25-Sep-2003
Thermometer Probe 61220-604	99172351	25-Sep-2003
Anritsu MT8801B	MB12477	01-Apr-2003
Power Amplifier 5S1G4	19290	02-Sep-2003

4. Electrical parameters of the tissue simulating liquid

Prior to conducting SAR measurements, the relative permittivity, ϵ_r , and the conductivity, σ , of the tissue simulating liquids were measured with the dielectric probe kit. These values, along with the temperature of the simulated tissue are shown in the table below. A mass density of $\rho=1\text{g/cm}^3$ was entered into the system in all the cases. It can be seen that the measured parameters are within tolerance of the recommended limits [1,2]. During the tests, the ambient temperature of the laboratory was in the range 22.2-24.9°C, the relative humidity was 29.3-51.5%, and the liquid depth above the ear reference points was more than 150 mm for all the cases. It is seen that the measured parameters are satisfactory for compliance testing.



Prepared (also subject responsible if other) SEM/CV/PF/P Dulce Altabella		No. SEM/CB/Q-02:0100/REP	
Approved SEM/CV/PF/P Dulce Altabella	Checked DA	A	U:\FCC Submittals\Fcc_CA0802 (T608)\XHIBIT11\CA0802-11 sar report.doc

f (MHz)	Tissue type	Limits / Measured	Dielectric Parameters		
			ϵ_r	σ (S/m)	Simulated Tissue Temp (°C)
835	Head	Measured, 04-Nov-02	41.44	0.89	21.5
		Measured, 05-Nov-02	41.19	0.90	22.5
		Measured, 06-Nov-02	40.72	0.89	21.7
		Recommended Limits	41.50	0.90	20-25
	Body	Measured, 06-Nov-02	55.57	0.99	21.7
		Measured, 07-Nov-02	55.33	0.98	21.9
		Measured, 08-Nov-02	55.91	0.99	22.3
		Measured, 11-Nov-02	55.46	0.99	21.9
		Measured, 12-Nov-02	55.10	0.98	22.4
		Recommended Limits	55.20	0.97	20-25
1900	Head	Measured, 05-Nov-02	38.91	1.43	22.6
		Measured, 06-Nov-02	38.71	1.42	22.5
		Recommended Limits	40.00	1.40	20-25
	Body	Measured, 13-Nov-02	52.06	1.54	22.4
		Measured, 14-Nov-02	52.48	1.56	22.0
		Recommended Limits	53.30	1.52	20-25

The list of ingredients and the percent composition used for the simulated tissue are indicated in the table below.

Ingredient	835MHz	800MHz	1900MHz	1900MHz
	Head	Body	Head	Body
Sugar	57.99%	56.00%	--	--
DGBE	--	--	44.92%	30.82%
Water	39.72%	41.76%	54.90%	68.89%
Salt	1.18%	0.76%	0.18%	0.29%
HEC	0.92%	1.21%	--	--
Bact.	0.19%	0.27%	--	--

5. System Accuracy Verification

A system accuracy verification of the DASY3 was performed using the measurement equipment listed in Section 3.1. The daily system accuracy verification occurs within the flat section of the SAM phantom.

A SAR measurement was performed to see if the measured SAR was within +/- 10% from the target SAR values [1,2,3]. These tests were done at 835 MHz and/or 1900MHz. These frequencies are within 100MHz of the mid-band frequency of the test device, according to [1,2]. The tests were conducted on the same days as the measurement of the DUT. The obtained results from the system accuracy verification are displayed in the table below (SAR values are normalized to 1W forward power delivered to the dipole). During the tests, the ambient temperature of the laboratory was in the range 22.2-24.9 °C, the relative humidity was in the range 29.3-51.5% and the liquid depth above the ear reference points was above 150 mm in all the cases. It is seen that the system is operating within its



Prepared (also subject responsible if other) SEM/CV/PF/P Dulce Altabella		No. SEM/CB/Q-02:0100/REP	
Approved SEM/CV/PF/P Dulce Altabella	Checked DA	A	U:\FCC Submittals\Fcc_CA0802 (T608)\XHIBIT11\CA0802-11 sar report.doc

specification, as the results are within acceptable tolerance of the reference values. The SAR distributions are shown in Appendix 1. Z-Axis scans showing the SAR penetration are also included in Appendix 1.

Daily, prior to conducting tests, measurements were made with the RF sources powered off to determine the system noise level. The highest system noise was 0.0011 W/kg, which is below the recommended limit in [1].

f (MHz)	Tissue Type	Description	SAR (W/kg), 1g / 10g	Dielectric Parameters		Tissue Temp (°C)
				ε _r	σ (S/m)	
835	Head	Measured, 04-Nov- 2002	9.50 / 6.17	41.44	0.89	21.6
		Measured, 05-Nov- 2002	9.67 / 6.29	41.19	0.90	22.0
		Measured, 06-Nov-2002	9.66 / 6.29	40.72	0.89	21.7
		Recommended Limits	9.50 / 6.20	41.50	0.90	20-25
	Body	Measured, 06-Nov-2002	9.86 / 6.47	55.57	0.99	21.7
		Measured, 07-Nov-2002	9.77 / 6.40	55.33	0.98	21.8
		Measured, 08-Nov-2002	9.63 / 6.33	55.91	0.99	22.0
		Measured, 11-Nov-2002	9.65 / 6.33	55.46	0.99	21.9
		Measured, 12-Nov-2002	9.65 / 6.33	55.10	0.98	22.3
		Recommended Limits	9.90 / 6.46	55.20	0.97	20-25
1900	Head	Measured, 05-Nov-2002	41.84 / 22.02	38.91	1.43	22.5
		Measured, 06-Nov-2002	41.89 / 22.05	38.71	1.42	22.3
		Recommended Limits	39.70 / 20.50	40.00	1.40	20-25
	Body	Measured, 13-Nov-2002	42.54 / 22.28	52.06	1.54	22.2
		Measured, 14-Nov-2002	41.84 / 22.12	52.48	1.56	22.0
		Recommended Limits	40.50 / 20.89	53.30	1.52	20-25

6. Test Results

The test sample was operated in a test mode that allows control of the transmitter without the need to place actual phone calls. For the purposes of this test the unit is commanded to test mode and set to the proper channel, transmitter power level and transmit mode of operation. The phone was tested in the configurations stipulated in [1,2]. The phone was positioned into these configurations using the positioner supplied with the DASY 3.1d SAR measurement system.

The Cellular Phone FCC ID PXITR-CA0802 model T608 has the following battery options:

Model #1 – BKB 193 167/1 Battery

This battery was used for SAR testing. The phone was placed in the SAR measurement system with a fully charged battery.

6.1 Head Adjacent Test Results

The SAR results shown in tables 1 through 4 are maximum SAR values averaged over 1 gram and 10 grams of phantom tissue. Also shown are the measured conducted output powers, the temperature of the test facility during the test, the temperature of the simulated tissue, the measured drift, and the extrapolated SAR.



Prepared (also subject responsible if other) SEM/CV/PF/P Dulce Altabella		No. SEM/CB/Q-02:0100/REP	
Approved SEM/CV/PF/P Dulce Altabella	Checked DA	A	U:\FCC Submittals\Fcc_CA0802 (T608)\XHIBIT11\CA0802-11 sar report.doc

The extrapolated SAR corresponds to the measured SAR scaled to the maximum conducted output power. The humidity and ambient temperature of the test facility were in the ranges 29.3-51.5% and 22.2-24.9°C, respectively. The SAR measurements were performed using the SAM phantoms listed in section 3.1.

The test conditions indicated as bold numbers in the following table are included in Appendix 2. All other test conditions measured lower SAR values than those included.

f (MHz)	Channel/frequency	Conducted Output Power (dBm) ¹	Right Head (Cheek Position)				
			Measured (W/kg) 1g/10g	Drift (dB)	Extrapolated (W/kg) 1g/10g	Amb. Temp (°C)	Simulate Temp (°C)
835 AMPS	991 / 824	26.9	0.99 / 0.71	-0.10	0.99 / 0.71	23.2	21.8
	383 / 837	27.0	1.02 / 0.63	-0.05	1.02 / 0.63	23.5	21.8
	799 / 849	26.9	1.35 / 0.82	0.07	1.35 / 0.82	22.8	21.9
800 CDMA	777 / 849	23.7	0.64 / 0.40	-0.03	0.64 / 0.40	23.2	21.8
1900 CDMA	25 / 1850	23.7	0.81 / 0.50	0.15	0.81 / 0.50	22.8	21.9
	600 / 1880	23.8	1.10 / 0.67	0.06	1.10 / 0.67	22.8	21.9
	1175 / 1910	23.7	1.11 / 0.66	-0.13	1.11 / 0.66	23.2	21.9-

Table 1: SAR measurement results for the portable cellular telephone FCC ID PXITR-CA0802 model T608 at maximum output power. Measured against the right side of the head in the Cheek Position.

f (MHz)	Channel/frequency	Conducted Output Power (dBm) ¹	Left Head (Cheek Position)				
			Measured (W/kg) 1g/10g	Drift (dB)	Extrapolated (W/kg) 1g/10g	Amb. Temp (°C)	Simulate Temp (°C)
835 AMPS	991 / 824	26.9	1.14 / 0.75	0.05	1.14 / 0.75	23.5	21.8
	383 / 837	27.0	1.13 / 0.74	0.11	1.13 / 0.74	22.9	21.9
	799 / 849	26.9	1.32 / 0.86	-0.01	1.32 / 0.86	23.3	22.0
800 CDMA	777 / 849	23.7	0.59 / 0.34	0.11	0.59 / 0.34	23.1	21.9
1900 CDMA	25 / 1850	23.7	0.72 / 0.42	0.11	0.72 / 0.42	23.4	21.8
	600 / 1880	23.8	1.09 / 0.64	0.09	1.09 / 0.64	23.6	21.9
	1175 / 1910	23.7	1.02 / 0.58	-0.04	1.02 / 0.58	23.6	21.9

¹ Output power was measured at Sony Ericsson by personnel outside the scope and control of the SAR testing laboratory.



Prepared (also subject responsible if other) SEM/CV/PF/P Dulce Altabella		No. SEM/CB/Q-02:0100/REP	
Approved SEM/CV/PF/P Dulce Altabella	Checked DA	A	U:\FCC Submittals\Fcc_CA0802 (T608)\XHIBIT11\CA0802-11 sar report.doc

Table 2: SAR measurement results for the portable cellular telephone FCC ID PXITR-CA0802 model T608 at maximum output power. Measured against the left side of the head in the Cheek Position.

f (MHz)	Channel/frequency	Conducted Output Power (dBm) ¹	Right Head (15° Tilt Position)				
			Measured (W/kg) 1g/10g	Drift (dB)	Extrapolated (W/kg) 1g/10g	Amb. Temp (°C)	Simulate Temp (°C)
835 AMPS	991 / 824	26.9	0.99 / 0.57	0.20	0.99 / 0.57	23.5	21.8
	383 / 837	27.0	1.10 / 0.63	-0.02	1.10 / 0.63	23.2	21.8
	799 / 849	26.9	1.43 / 0.81	-0.01	1.43 / 0.81	23.1	21.8
835 AMPS + Bluetooth on	799 / 849	26.9	1.38 / 0.79	0.00	1.38 / 0.79	23.2	21.9
800 CDMA	777 / 849	23.7	0.60 / 0.34	0.11	0.60 / 0.34	23.1	21.9
1900 CDMA	25 / 1850	23.7	0.97 / 0.55	-0.04	0.97 / 0.55	22.7	22.1
	600 / 1880	23.8	1.46 / 0.83	0.05	1.46 / 0.83	22.2	23.3
	1175 / 1910	23.7	1.21 / 0.68	-0.01	1.21 / 0.68	22.7	22.2
1900CDMA+ Bluetooth on	600 / 1880	23.8	1.42 / 0.80	0.02	1.42 / 0.80	23.6	21.9

Table 3: SAR measurement results for the portable cellular telephone FCC ID PXITR-CA0802 model T608 at maximum output power. Measured against the right side of the head in the 15° Tilt Position.

f (MHz)	Channel/frequency	Conducted Output Power (dBm) ¹	Left Head (15° Tilt Position)				
			Measured (W/kg) 1g/10g	Drift (dB)	Extrapolated (W/kg) 1g/10g	Amb. Temp (°C)	Simulate Temp (°C)
835 AMPS	991 / 824	26.9	0.92 / 0.53	0.00	0.92 / 0.53	22.9	21.9
	383 / 837	27.0	1.02 / 0.59	-0.07	1.02 / 0.59	23.2	21.9
	799 / 849	26.9	1.41 / 0.80	-0.14	1.41 / 0.80	23.1	21.7
800 CDMA	777 / 849	23.7	0.70 / 0.40	0.04	0.70 / 0.40	23.4	21.7
1900 CDMA	25 / 1850	23.7	0.94 / 0.52	-0.09	0.94 / 0.52	23.4	22.2
	600 / 1880	23.8	1.39 / 0.77	0.02	1.39 / 0.77	23.1	22.2
	1175 / 1910	23.6	1.39 / 0.76	-0.17	1.39 / 0.76	23.0	22.4

Table 4: SAR measurement results for the portable cellular telephone FCC ID PXITR-CA0802 model T608 at maximum output power. Measured against the left side of the head in the 15° Tilt Position.



Prepared (also subject responsible if other) SEM/CV/PF/P Dulce Altabella		No. SEM/CB/Q-02:0100/REP	
Approved SEM/CV/PF/P Dulce Altabella	Checked DA	A	U:\FCC Submittals\Fcc_CA0802 (T608)\XHIBIT11\CA0802-11 sar report.doc

6.2 Body-Worn Test Results

The SAR results shown in table 5-10 are the maximum SAR values averaged over 1gram and 10 grams of phantom tissue. Also shown are the measured conducted output powers, the temperature of the test facility during the test, the temperature of the simulated tissue after the test, the measured drift and the extrapolated SAR.

The extrapolated SAR corresponds to the measured SAR scaled to the maximum conducted output power.

The humidity and ambient temperature of the test facility were in the ranges 29.3-51.5% and 22.2-24.9°C, respectively.

A “flat” phantom was used for the body-worn tests. This “flat” phantom corresponds to the flat portion of the SAM phantom.

The tissue stimulant depth above the ear canal was verified to be above 150mm in all the measurements. The same device holder described in section 6 was used for positioning the phone. The cellular phone was tested with a headset connected to the device for all body-worn SAR measurements.

The following body-worn accessories were tested for this phone:

- Carry case model KRY-105-186
- Carry case model ICE-25
- 20 mm spacer

A full data set output of the three test conditions with the highest SAR values from the Dasy™ measurement system is included as appendix 3. The test conditions included are indicated as bold numbers in the following table. All other test conditions measured lower SAR values than those included.

f (MHz)	Channel/ frequency	Conducted Output Power (dBm) ¹	Body Worn				
			Measured (W/kg) 1g/10g	Drift (dB)	Extrapolated (W/kg) 1g/10g	Amb. Temp (°C)	Simulate Temp (°C)
835 AMPS	991 / 824	26.9	0.42 / 0.31	0.01	0.42 / 0.31	23.3	21.7
	383 / 837	27.0	0.41 / 0.29	-0.01	0.41 / 0.29	23.3	21.7
	799 / 849	26.9	0.47 / 0.31	-0.11	0.47 / 0.31	23.6	21.7
835 AMPS+ Bluetooth	799 / 849	26.9	0.43 0.31	0.14	0.43 0.31	23.4	21.7
800 CDMA	777 / 849	23.8	0.21 / 0.15	0.04	0.21 / 0.15	23.5	21.7
1900 CDMA	25 / 1850	23.7	0.51 / 0.27	-0.01	0.51 / 0.27	23.0	21.0
	600 / 1880	23.8	0.60 / 0.30	-0.09	0.60 / 0.30	23.1	20.8



Prepared (also subject responsible if other) SEM/CV/PF/P Dulce Altabella		No. SEM/CB/Q-02:0100/REP	
Approved SEM/CV/PF/P Dulce Altabella	Checked DA	A	U:\FCC Submittals\Fcc_CA0802 (T608)\XHIBIT11\CA0802-11 sar report.doc

		Body Worn Holster: KRY-105-186 (Front of the phone facing body) Portable Hands free: RLF 501 25/05.					
	1175 / 1910	23.7	0.56 / 0.28	0.05	0.56 / 0.28	24.9	20.8
1900 CDMA +Bluetooth on	600 / 1880	23.8	0.60 / 0.31	-0.06	0.60 / 0.31	22.9	20.7

Table 5: SAR measurement results for the portable cellular telephone FCC ID PXITR-CA0802 model T608 at maximum output power. Measured against the body with carry accessory KRY-105-186. Front of the phone facing the flat phantom.

		Body Worn Holster: KRY-105-186 (Back of phone facing body) Portable Hands free: RLF 501 25/05.					
f (MHz)	Channel/frequency	Conducted Output Power (dBm) ¹	Measured (W/kg) 1g/10g	Drift (dB)	Extrapolated (W/kg) 1g/10g	Amb. Temp (°C)	Simulate Temp (°C)
835 AMPS	991/ 824	26.9	1.10 / 0.76	-0.08	1.10 / 0.76	22.9	21.8
	383 / 837	27.0	0.99 / 0.68	0.07	0.99 / 0.68	23.2	21.7
	799 / 849	26.9	0.84 / 0.56	-0.14	0.84 / 0.56	23.4	21.8
835 AMPS+ Bluetooth on	991 / 824	26.9	1.04 / 0.71	-0.01	1.04 / 0.71	23.2	21.7
800 CDMA	1013/ 824	23.8	0.51 / 0.35	-0.03	0.51 / 0.35	23.9	21.6
1900 CDMA	25 / 1850	23.7	0.69 / 0.40	0.02	0.69 / 0.40	23.4	21.2
	600 / 1880	23.8	0.96 / 0.55	0.03	0.96 / 0.55	23.2	21.2
	1175 / 1910	23.7	1.00 / 0.56	-0.05	1.00 / 0.56	23.5	21.2
1900 CDMA+ Bluetooth on	600 / 1880	23.7	0.90 / 0.50	0.02	0.90 / 0.50	23.5	21.1

Table 6: SAR measurement results for the portable cellular telephone FCC ID PXITR-CA0802 model T608 at maximum output power. Measured against the body with carry accessory KRY-105-186. Back of the phone facing the flat phantom.

		Body Worn Holster: ICE-25 (Front of phone facing body) Portable Hands free: RLF 501 25/05.					
f (MHz)	Channel/frequency	Conducted Output Power (dBm) ¹	Measured (W/kg) 1g/10g	Drift (dB)	Extrapolated (W/kg) 1g/10g	Amb. Temp (°C)	Simulate Temp (°C)
835 AMPS	991/ 824	26.9	0.64 / 0.47	-0.02	0.64 / 0.47	23.3	22.1



Prepared (also subject responsible if other) SEM/CV/PF/P Dulce Altabella		No. SEM/CB/Q-02:0100/REP	
Approved SEM/CV/PF/P Dulce Altabella	Checked DA	A	U:\FCC Submittals\Fcc_CA0802 (T608)\XHIBIT11\CA0802-11 sar report.doc

	Channel/ frequency	Conducted Output Power (dBm) ¹	Body Worn				
			Holster: ICE-25 (Front of phone facing body) Portable Hands free: RLF 501 25/05.				
	383/ 837	27.0	0.41/ 0.30	-0.08	0.41/ 0.30	23.2	22.0
	799/ 849	26.9	0.39 / 0.28	-0.01	0.39 / 0.28	23.6	22.0
835 AMPS + Bluetooth on	991/ 824	26.9	0.63 / 0.45	-0.01	0.63 / 0.45	23.3	21.8
800 CDMA	1013/ 824	23.8	0.26 / 0.18	0.17	0.26 / 0.18	23.8	21.8
1900 CDMA	25/ 1850	23.7	0.20 / 0.13	-0.04	0.20 / 0.13	22.9	21.3
	600/ 1880	23.8	0.24 / 0.15	0.07	0.24 / 0.15	23.7	21.2
	1175/ 1910	23.7	0.19 / 0.12	-0.07	0.19 / 0.12	23.4	21.1
1900 CDMA + Bluetooth on	600/ 1880	23.8	0.26 / 0.16	-0.12	0.26 / 0.16	24.4	21.0

Table 7: SAR measurement results for the portable cellular telephone FCC ID PXITR-CA0802 model T608 at maximum output power. Measured against the body with carry accessory ICE-25. Front of the phone facing the flat phantom.

f (MHz)	Channel/ frequency	Conducted Output Power (dBm) ¹	Body Worn				
			Holster: ICE-25 (Back of phone facing body) Portable Hands free: RLF 501 25/05.				
			Measured (W/kg) 1g/10g	Drift (dB)	Extrapolated (W/kg) 1g/10g	Amb. Temp (°C)	Simulate Temp (°C)
835 AMPS	991/ 824	26.9	1.40 / 1.01	0.15	1.40 / 1.01	23.1	21.7
	383 / 837	27.0	1.25 / 0.89	-0.04	1.25 / 0.90	23.9	21.6
	799 / 849	26.9	1.10 / 0.78	0.00	1.10 / 0.78	24.1	21.6
835 AMPS+ Bluetooth	991/824	26.9	1.29 / 0.95	-0.03	1.29 / 0.952	24.6	21.6
800 CDMA	1013/ 824	23.8	0.57 / 0.41	-0.06	0.57 / 0.41	23.7	21.7
1900 CDMA	25/ 1850	23.7	0.43 / 0.25	-0.01	0.43 / 0.25	23.0	21.8
	600 / 1880	23.8	0.52 / 0.30	-0.05	0.52 / 0.30	23.1	21.7
	1175 / 1910	23.6	0.46 / 0.27	0.04	0.46 / 0.27	23.3	21.6
1900 CDMA+ Bluetooth on	600 / 1880	23.8	0.51 / 0.30	-0.01	0.51 / 0.30	23.1	21.3

Table 8: SAR measurement results for the portable cellular telephone FCC ID PXITR-CA0802 model T608 at maximum output power. Measured against the body with carry accessory ICE-25. Back of the phone facing the flat phantom.



Prepared (also subject responsible if other) SEM/CV/PF/P Dulce Altabella		No. SEM/CB/Q-02:0100/REP	
Approved SEM/CV/PF/P Dulce Altabella	Checked DA	A	U:\FCC Submittals\Fcc_CA0802 (T608)\XHIBIT11\CA0802-11 sar report.doc

f (MHz)	Channel/frequency	Conducted Output Power (dBm) ¹	Body Worn Holster: 20 mm spacer (Front of phone facing body) Portable Hands free: RLF 501 25/05.				
			Measured (W/kg) 1g/10g	Drift (dB)	Extrapolated (W/kg) 1g/10g	Amb. Temp (°C)	Simulate Temp (°C)
835 AMPS	991/ 824	26.9	0.53 / 0.38	-0.06	0.53 / 0.38	23.7	21.7
	383/ 837	27.0	0.59 / 0.42	0.09	0.59 / 0.42	23.5	21.8
	799/ 849	26.9	0.65 / 0.46	0.06	0.65 / 0.46	23.7	21.6
835 AMPS+ Bluetooth on	799/ 849	26.9	0.69 / 0.49	-0.03	0.69 / 0.49	23.8	21.7
800 CDMA	777/ 849	23.7	0.30 / 0.22	0.15	0.30 / 0.22	23.8	21.6
1900 CDMA	25 / 1850	23.7	0.21 / 0.13	0.00	0.21 / 0.13	22.8	20.7
	600 / 1880	23.8	0.25 / 0.16	0.11	0.25 / 0.16	23.1	20.7
	1175 / 1910	23.7	0.22 / 0.14	0.07	0.22 / 0.14	22.9	20.7
1900 CDMA+ Bluetooth on	600 / 1880	23.8	0.22 / 0.14	0.07	0.22 / 0.14	23.3	20.6

Table 9: SAR measurement results for the portable cellular telephone FCC ID PXITR-CA0802 model T608 at maximum output power. Measured against the body with 20mm spacer. Front of the phone facing the flat phantom.

F (MHz)	Channel/frequency	Conducted Output Power (dBm) ¹	Body Worn Holster: 20 mm spacer (Back of phone facing body) Portable Hands free: RLF 501 25/05.				
			Measured (W/kg) 1g/10g	Drift (dB)	Extrapolated (W/kg) 1g/10g	Amb. Temp (°C)	Simulate Temp (°C)
835 AMPS	991/ 824	26.9	1.23 / 0.89	0.12	1.23 / 0.89	23.3	21.7
	383 / 837	27.0	1.05 / 0.75	0.07	1.05 / 0.75	23.5	21.7
	799 / 849	26.9	1.05 / 0.75	0.00	1.05 / 0.75	23.6	21.7
835 AMPS+ Bluetooth	991/ 824	26.9	1.29 / 0.93	-0.01	1.29 / 0.93	23.5	21.7
800 CDMA	1013 / 824	23.8	0.60 / 0.44	0.11	0.60 / 0.44	23.8	21.7
1900 CDMA	25 / 1850	23.7	0.43 / 0.25	0.10	0.43 / 0.25	23.5	21.1
	600 / 1880	23.8	0.54 / 0.32	0.15	0.54 / 0.32	23.6	21.1
	1175 / 1910	23.7	0.47/0.28	-0.08	0.47 / 0.28	23.7	21.1
1900 CDMA+ Bluetooth on	600 / 1880	23.8	0.47 / 0.28	0.06	0.47 / 0.28	23.7	21.0



Prepared (also subject responsible if other) SEM/CV/PF/P Dulce Altabella		No. SEM/CB/Q-02:0100/REP	
Approved SEM/CV/PF/P Dulce Altabella	Checked DA	A	U:\FCC Submittals\Fcc_CA0802 (T608)\XHIBIT11\CA0802-11 sar report.doc

Table 10: SAR measurement results for the portable cellular telephone FCC ID PXITR-CA0802 model T608 at maximum output power. Measured against the body with 20mm spacer. Back of the phone facing the flat phantom.

References

- [1] FCC, “Evaluating Compliance with FCC Guidelines for Human Exposure to Radiofrequency Electromagnetic Fields: Additional Information for Evaluating Compliance of Mobile and Portable Devices with FCC Limits for Human Exposure to Radiofrequency Emissions,” Supplement C (Edition 01-01) to OET Bulletin 65 (Edition 97-01).
- [2] IEEE, “Recommended Practice for Determining the Peak Spatial-Average Specific Absorption Rate (SAR) in the Human Body Due to Wireless Communications Devices: Experimental Techniques,” Std 1528-200X, Draft 6.5 – August 20, 2001.
- [3] D. Altabella, “SAR Measurement Specification of Wireless Handsets,” Sony Ericsson internal document EUS/CV/R-01:1061/REP, February 2002.
- [4] CENELEC, “Basic standard for the measurement of Specific Absorption Rate related to human exposure to electromagnetic fields from mobile phones (300 MHz – 3 GHz)”, European Standard EN 50361, July 2001.



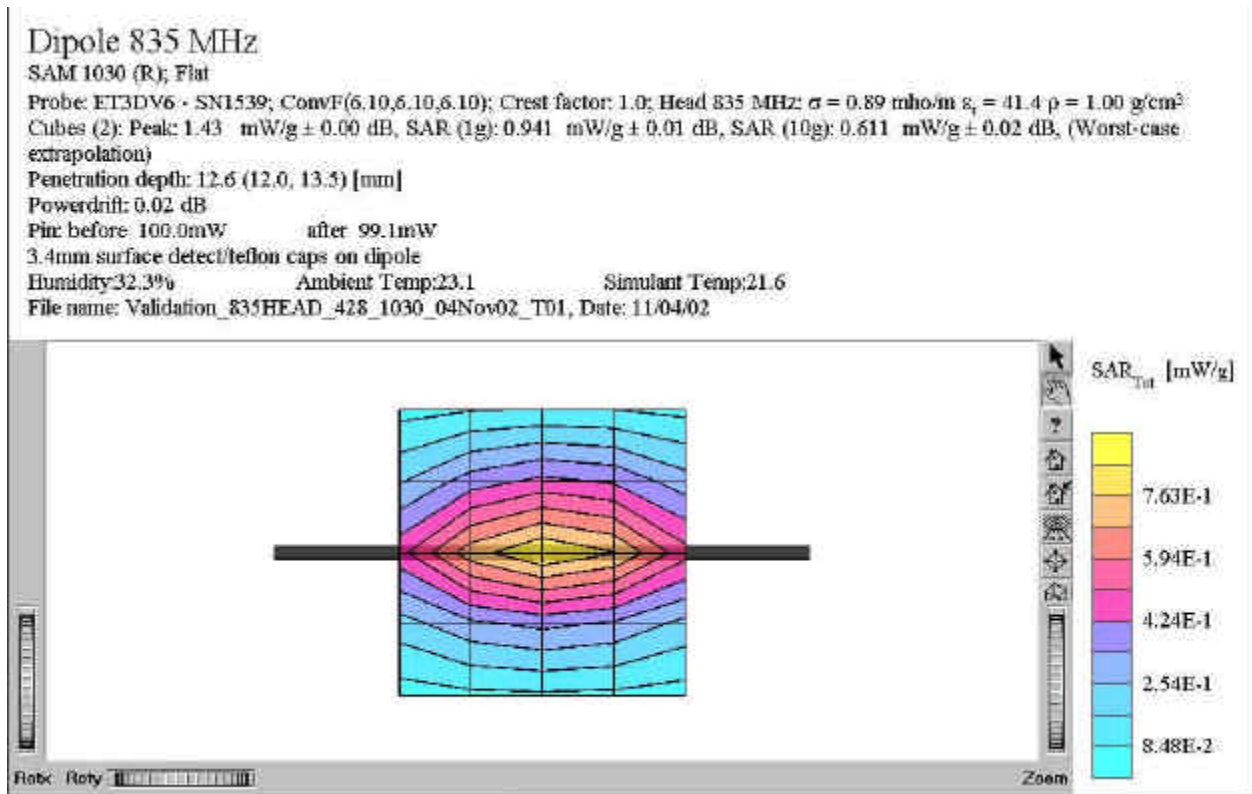
Prepared (also subject responsible if other) SEM/CV/PF/P Dulce Altabella		No. SEM/CB/Q-02:0100/REP	
Approved SEM/CV/PF/P Dulce Altabella	Checked DA	A	U:\FCC Submittals\Fcc_CA0802 (T608)\XHIBIT11\CA0802-11 sar report.doc

Appendix 1

SAR distribution comparison for the system accuracy verification



Prepared (also subject responsible if other) SEM/CV/PF/P Dulce Altabella		No. SEM/CB/Q-02:0100/REP	
Approved SEM/CV/PF/P Dulce Altabella	Checked DA	A	U:\FCC Submittals\Fcc_CA0802 (T608)\XHIBIT11\CA0802-11 sar report.doc



835 MHz SAR distribution of validation dipole antenna from system performance check on November 04, 2002. Using head tissue.



Prepared (also subject responsible if other) SEM/CV/PF/P Dulce Altabella		No. SEM/CB/Q-02:0100/REP	
Approved SEM/CV/PF/P Dulce Altabella	Checked DA	A	U:\FCC Submittals\Fcc_CA0802 (T608)\XHIBIT11\CA0802-11 sar report.doc

Dipole 835 MHz

SAM 1030 (R); Flat

Probe: ET3DV6 - SNI539; ConvF(6.10,6.10,6.10); Crest factor: 1.0; Head 835 MHz: $\sigma = 0.90 \text{ mho/m}$ $\epsilon_r = 41.2$ $\rho = 1.00 \text{ g/cm}^3$
 Cubes (2): Peak: $1.46 \text{ mW/g} \pm 0.09 \text{ dB}$, SAR (1g): $0.967 \text{ mW/g} \pm 0.09 \text{ dB}$, SAR (10g): $0.629 \text{ mW/g} \pm 0.09 \text{ dB}$, (Worst-case extrapolation)

Penetration depth: 12.6 (12.0, 13.4) [mm]

Powerdrift: -0.03 dB

Pin: before 100 mW 100 after mW

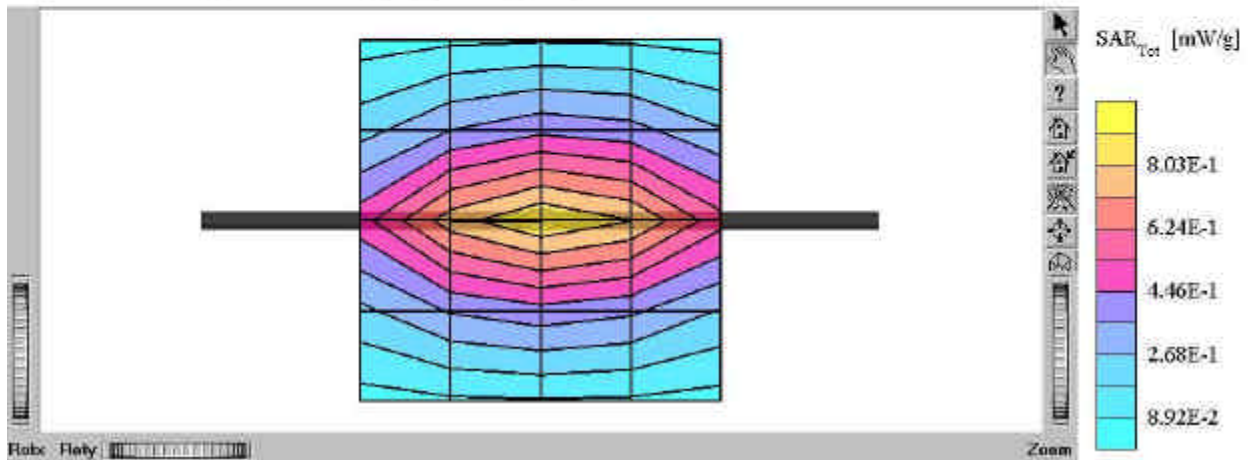
3.4mm surface detect/teflon caps on dipole

Humidity: 35.6

Ambient Temp: 23.2

Simulant Temp: 22.0

File name: Validation_835HEAD_428_1030_05Nov02_T01, Date: 11/05/02



835 MHz SAR distribution of validation dipole antenna from system performance check on November 05, 2002. Using head tissue.



Prepared (also subject responsible if other) SEM/CV/PF/P Dulce Altabella		No. SEM/CB/Q-02:0100/REP	
Approved SEM/CV/PF/P Dulce Altabella	Checked DA	A	U:\FCC Submittals\Fcc_CA0802 (T608)\XHIBIT11\CA0802-11 sar report.doc

Dipole 835 MHz

SAM 1030 (R), Flat

Probe: ET3DV6 - SNI539; CoaxF(6.10,6.10,6.10); Crest factor: 1.0; Head 835 MHz: $\sigma = 0.89 \text{ mho/m}$, $\epsilon_r = 40.7$, $\rho = 1.00 \text{ g/cm}^3$
 Cubes (2): Peak: $1.46 \text{ mW/g} \pm 0.08 \text{ dB}$, SAR (1g): $0.966 \text{ mW/g} \pm 0.08 \text{ dB}$, SAR (10g): $0.629 \text{ mW/g} \pm 0.08 \text{ dB}$, (Worst-case extrapolation)

Penetration depth: 12.6 (11.9, 13.4) [mm]

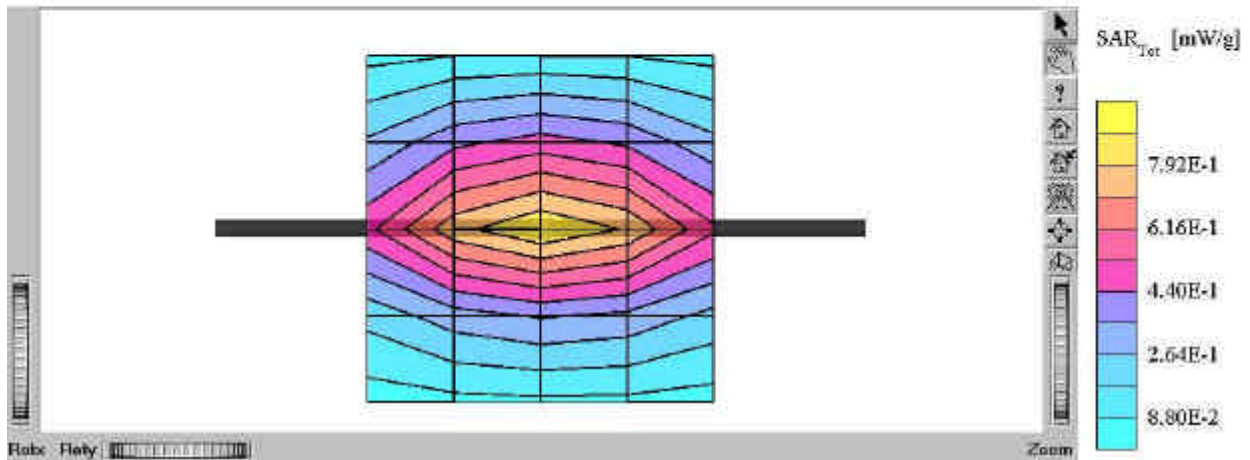
Powerdrift: -0.02 dB

Pin: before 100 mW after mW

3.4mm surface detect/teflon caps on dipole

Humidity: 39.7 Ambient Temp: 23.1 Simulant Temp: 21.7

File name: Validation_835HEAD_428_1030_06Nov02_T01, Date: 11/06/02



835 MHz SAR distribution of validation dipole antenna from system performance check on November 06, 2002. Using head tissue.



Prepared (also subject responsible if other) SEM/CV/PF/P Dulce Altabella		No. SEM/CB/Q-02:0100/REP	
Approved SEM/CV/PF/P Dulce Altabella	Checked DA	A	U:\FCC Submittals\Fcc_CA0802 (T608)\XHIBIT11\CA0802-11 sar report.doc

Dipole 1900 MHz

SAM 1031(R); Flat

Probe: ET3DV6 - SN1587; ConvF(5.20,5.20,5.20); Crest factor: 1.0; Head 1900 MHz: $\sigma = 1.43 \text{ mho/m } \epsilon_r = 38.9 \rho = 1.00 \text{ g/cm}^3$
 Cubes (2): Peak: 7.44 mW/g $\pm 0.05 \text{ dB}$, SAR (1g): 4.18 mW/g $\pm 0.05 \text{ dB}$, SAR (10g): 2.20 mW/g $\pm 0.06 \text{ dB}$, (Worst-case extrapolation)

Penetration depth: 8.5 (8.4, 8.9) [mm]

Powerdrift: 0.03 dB

Pin: before 100.0mW after 99.9mW

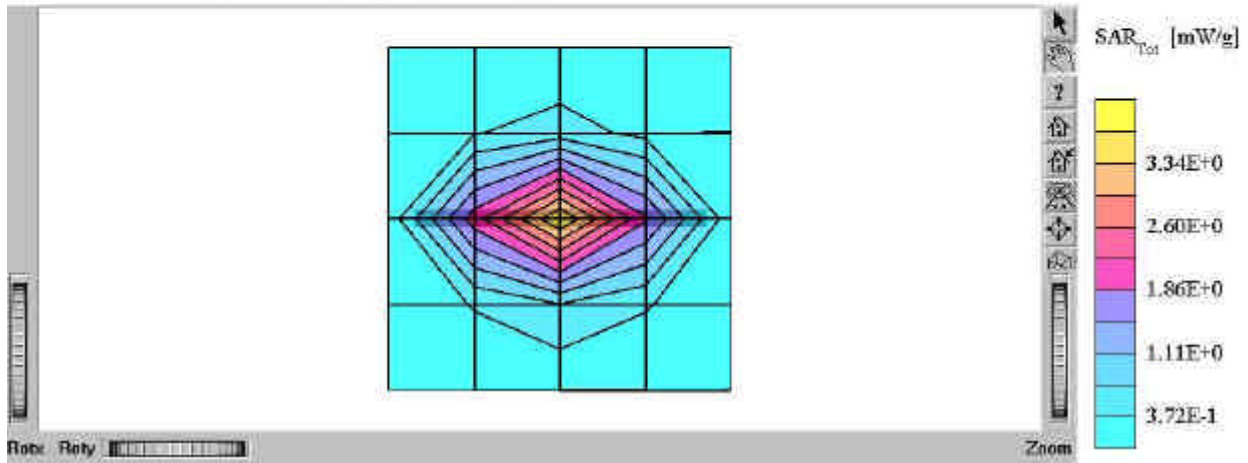
3.4mm surface detect/teflon caps on dipole

Humidity:36.8

Ambient Temp:23.1

Simulant Temp:22.5

File name: Validation_1900HEAD_537_1031_05Nov02_T01, Date: 11/05/02.



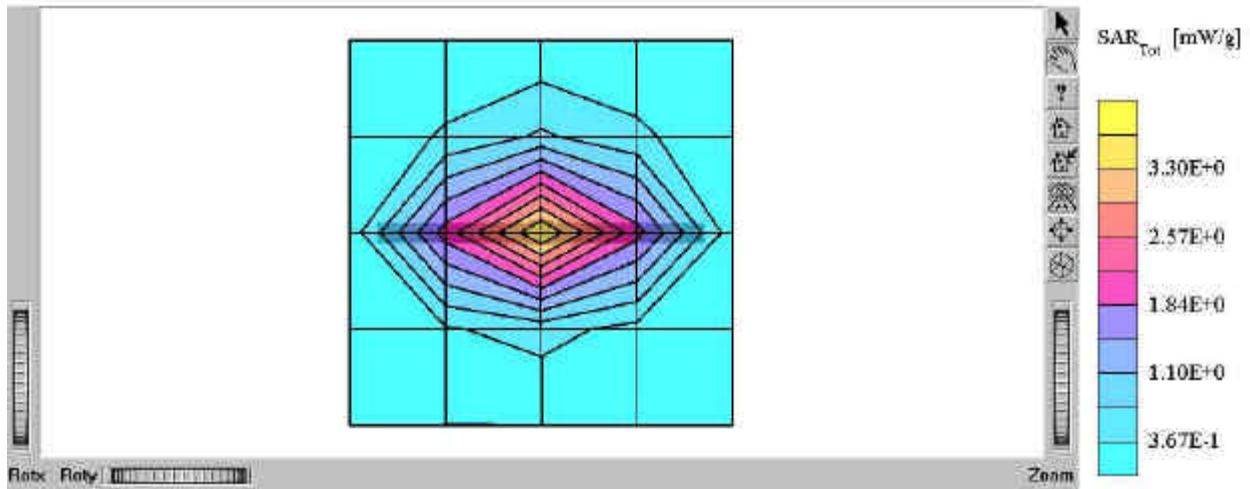
1900 SAR distribution of validation dipole antenna from system performance check on November 5, 2002. Using head tissue.



Prepared (also subject responsible if other) SEM/CV/PF/P Dulce Altabella		No. SEM/CB/Q-02:0100/REP	
Approved SEM/CV/PF/P Dulce Altabella	Checked DA	A	U:\FCC Submittals\Fcc_CA0802 (T608)\XHIBIT11\CA0802-11 sar report.doc

Dipole 1900 MHz

SAM 1031(R) Phantom; Flat Section; Position: (90°,90°); Frequency: 1900 MHz
 Probe: ET3DV6 - SN1587; ConvF(5.20,5.20,5.20); Crest factor: 1.0; Head 1900 MHz: $\sigma = 1.42 \text{ mho/m}$, $\epsilon_r = 38.7$, $\rho = 1.00 \text{ g/cm}^3$
 Cubes (2): SAR (1g): $4.16 \text{ mW/g} \pm 0.06 \text{ dB}$, SAR (10g): $2.19 \text{ mW/g} \pm 0.07 \text{ dB}$, (Worst-case extrapolation)
 Coarse: Dx = 20.0, Dy = 20.0, Dz = 10.0
 Powerdrift: -0.03 dB
 Pin: before 100.0mW after 99.3mW
 3.4mm surface detect/teflon caps on dipole
 Humidity:39.7 Ambient Temp:22.2 Simulant Temp:22.3
 File name: Validation_1900HEAD_537_1031_06Nov02_T01, Date: 11/06/02



1900 SAR distribution of validation dipole antenna from system performance check on November 6, 2002. Using head tissue.



Prepared (also subject responsible if other) SEM/CV/PF/P Dulce Altabella		No. SEM/CB/Q-02:0100/REP	
Approved SEM/CV/PF/P Dulce Altabella	Checked DA	A	U:\FCC Submittals\Fcc_CA0802 (T608)\XHIBIT11\CA0802-11 sar report.doc

Dipole 835 MHz

SAM 1023 (L); Flat

Probe: ET3DV6 - SN1539; ConvF(6.10,6.10,6.10); Crest factor: 1.0; Body @35 MHz: $\sigma = 0.99 \text{ mho/m}$, $\epsilon_r = 55.6$, $\rho = 1.00 \text{ g/cm}^3$
 Cubes (2): Peak: $1.48 \text{ mW/g} \pm 0.07 \text{ dB}$, SAR (1g): $0.986 \text{ mW/g} \pm 0.07 \text{ dB}$, SAR (10g): $0.647 \text{ mW/g} \pm 0.06 \text{ dB}$, (Worst-case extrapolation)

Penetration depth: 13.1 (12.5, 14.0) [mm]

Powerdrift: -0.19 dB

Pin: before 100mW 100after mW

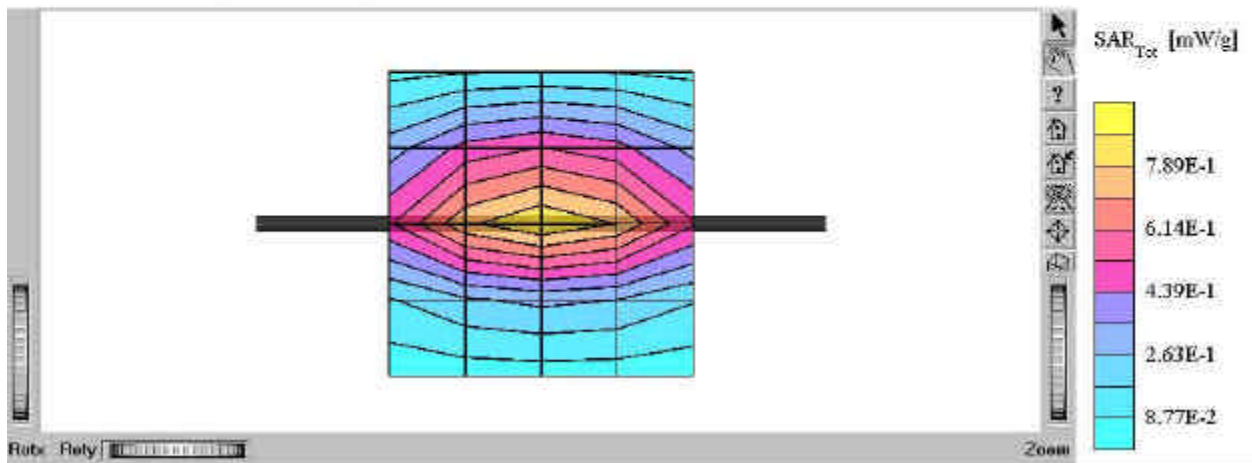
3.4mm surface detect/teflon caps on dipole

Humidity: 39.3

Ambient Temp: 23.5

Simulant Temp: 21.7

File name: Validation_E35BODY_428_1023_06Nov02_T01, Date: 11/06/02



835 MHz SAR distribution of validation dipole antenna from system performance check on November 06, 2002. Using body tissue.



Prepared (also subject responsible if other) SEM/CV/PF/P Dulce Altabella		No. SEM/CB/Q-02:0100/REP	
Approved SEM/CV/PF/P Dulce Altabella	Checked DA	A	U:\FCC Submittals\Fcc_CA0802 (T608)\XHIBIT11\CA0802-11 sar report.doc

Dipole 835 MHz

SAM 1023 (L); Flat

Probe: ET3DV6 - SN1539; ConvF(6.10,6.10,6.10); Crest factor: 1.0; Body 835 MHz: $\sigma = 0.98 \text{ mho/m}$, $\epsilon_r = 55.3$, $\rho = 1.00 \text{ g/cm}^3$

Cubes (2): Peak: $1.45 \text{ mW/g} \pm 0.07 \text{ dB}$, SAR (1g): $0.966 \text{ mW/g} \pm 0.09 \text{ dB}$, SAR (10g): $0.633 \text{ mW/g} \pm 0.09 \text{ dB}$, (Worst-case extrapolation)

Penetration depth: 13.1 (12.5, 14.0) [mm]

Powerdrift: -0.11 dB

Pin: before 100.0 mW after 98.9mW

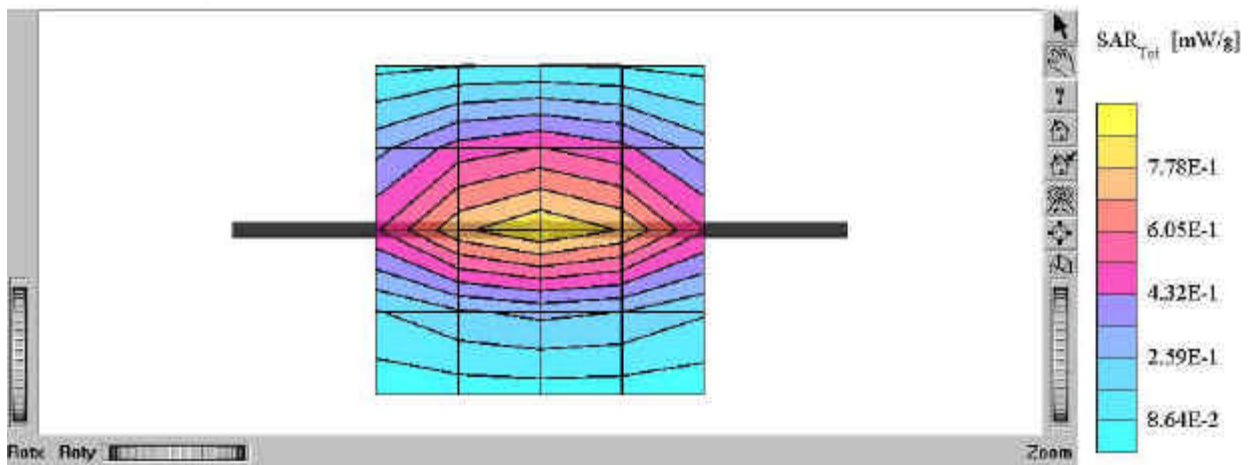
3.4mm surface detect/teflon caps on dipole

Humidity:30.9

Ambient Temp:21.7

Simulant Temp:21.8

File name: Validation_835BODY_428_1023_07Nov02_T01, Date: 11/07/02



835 MHz SAR distribution of validation dipole antenna from system performance check on November 07, 2002. Using body tissue.



Prepared (also subject responsible if other) SEM/CV/PF/P Dulce Altabella		No. SEM/CB/Q-02:0100/REP	
Approved SEM/CV/PF/P Dulce Altabella	Checked DA	A	U:\FCC Submittals\Fcc_CA0802 (T608)\XHIBIT11\CA0802-11 sar report.doc

Dipole 835 MHz

SAM 1023 (L); Flat

Probe: ET3DV6 - SN1539; ConvF(6.10,6.10,6.10); Crest factor: 1.0; Body 835 MHz: $\sigma = 0.99$ mho/m $\epsilon_r = 55.9$ $\rho = 1.00$ g/cm³
 Cubes (2): Peak: 1.45 mW/g \pm 0.09 dB, SAR (1g): 0.968 mW/g \pm 0.10 dB, SAR (10g): 0.636 mW/g \pm 0.11 dB, (Worst-case extrapolation)

Penetration depth: 13.1 (12.5, 14.0) [mm]

Powerdrift: 0.06 dB

Pin: before 100.0mW after 100.5 mW

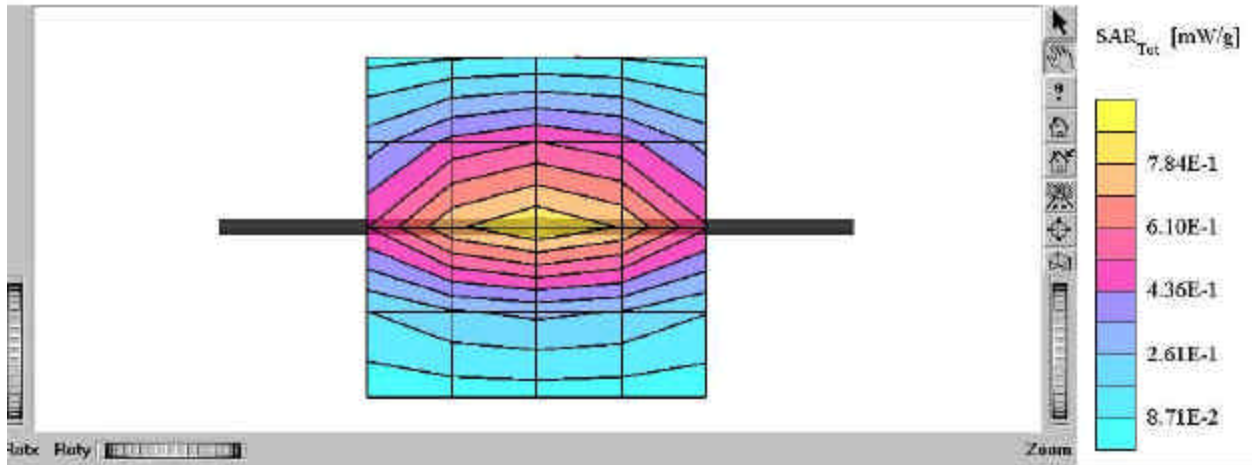
3.4mm surface detect/teflon caps on dipole

Humidity:30.0

Ambient Temp:22.0

Simulant Temp:22.0

File name: Validation_835BODY_428_1023_08Nov02_T01, Date: 11/08/02



835 MHz SAR distribution of validation dipole antenna from system performance check on November 08, 2002. Using head tissue.



Prepared (also subject responsible if other) SEM/CV/PF/P Dulce Altabella		No. SEM/CB/Q-02:0100/REP	
Approved SEM/CV/PF/P Dulce Altabella	Checked DA	A	U:\FCC Submittals\Fcc_CA0802 (T608)\XHIBIT11\CA0802-11 sar report.doc

Dipole 835 MHz

SAM 1023 (L); Flat

Probe: ET3DV6 - SN1539; ConvF(6.10,6.10,6.10); Crest factor: 1.0; Body 835 MHz: $\sigma = 0.99$ mho/m $\epsilon_r = 55.5$ $\rho = 1.00$ g/cm³
 Cubes (2): Peak: 1.45 mW/g ± 0.09 dB, SAR (1g): 0.968 mW/g ± 0.10 dB, SAR (10g): 0.635 mW/g ± 0.10 dB, (Worst-case extrapolation)

Penetration depth: 13.1 (12.5, 14.0) [mm]

Power drift: -0.00 dB

Pin: before 100.0mW after 100.3mW

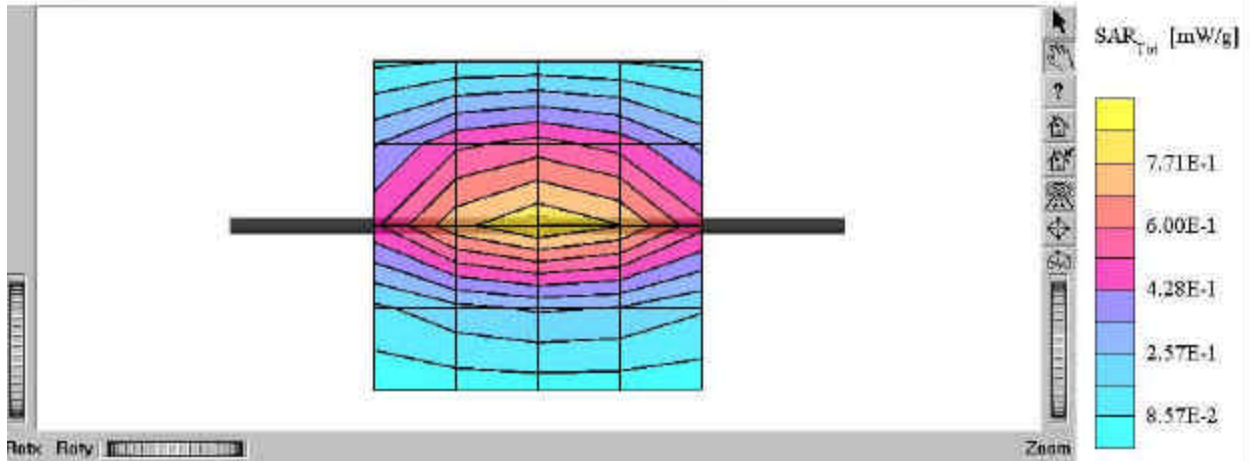
3.4mm surface detect/teflon caps on dipole

Humidity:44.5

Ambient Temp:23.0

Simulant Temp:21.9

File name: Validation_835BODY_428_1023_11Nov02_T01, Date: 11/11/02



835 MHz SAR distribution of validation dipole antenna from system performance check on November 11, 2002. Using body tissue.



Prepared (also subject responsible if other) SEM/CV/PF/P Dulce Altabella		No. SEM/CB/Q-02:0100/REP	
Approved SEM/CV/PF/P Dulce Altabella	Checked DA	A	U:\FCC Submittals\Fcc_CA0802 (T608)\XHIBIT11\CA0802-11 sar report.doc

Dipole 835 MHz

SAM 1023 (L); Flat

Probe: ET3DV6 - SN1539; ConvF(6.10,6.10,6.10); Crest factor: 1.0; Body 835 MHz: $\sigma = 0.98 \text{ mho/m}$, $\epsilon_r = 55.1$, $\rho = 1.00 \text{ g/cm}^3$
 Cubes (2): Peak: $1.44 \text{ mW/g} \pm 0.07 \text{ dB}$, SAR (1g): $0.960 \text{ mW/g} \pm 0.08 \text{ dB}$, SAR (10g): $0.630 \text{ mW/g} \pm 0.08 \text{ dB}$, (Worst-case extrapolation)

Penetration depth: 13.1 (12.5, 14.0) [mm]

Powerdrift: -0.15 dB

Pin: before 100.0mW after 99.5mW

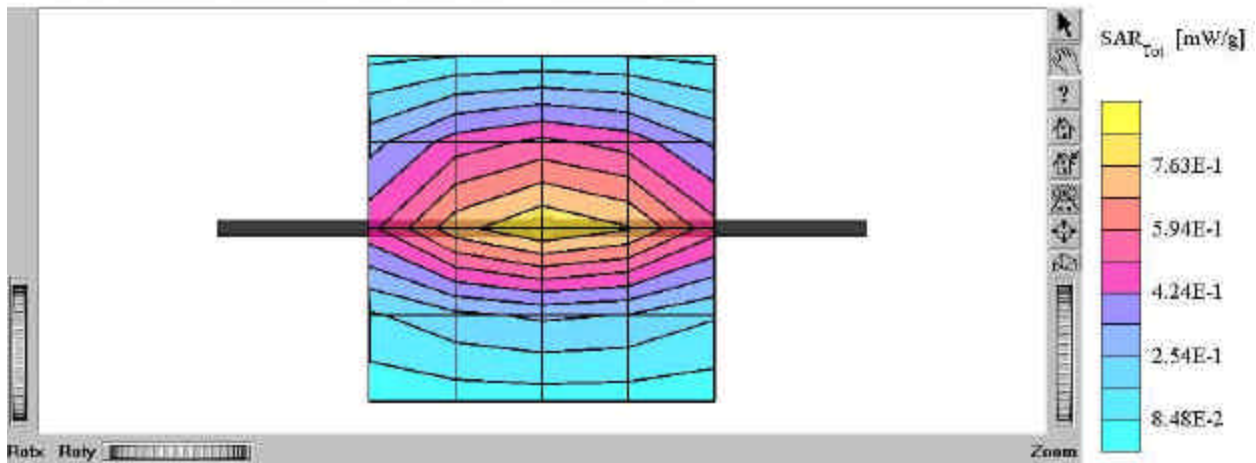
3.4mm surface detect/teflon caps on dipole

Humidity:45.2

Ambient Temp:23.0

Simulant Temp:22.3

File name: Validation_835BODY_428_1023_12Nov02_T01, Date: 11/12/02



835 MHz SAR distribution of validation dipole antenna from system performance check on November 12, 2002. Using body tissue.



Prepared (also subject responsible if other) SEM/CV/PF/P Dulce Altabella		No. SEM/CB/Q-02:0100/REP	
Approved SEM/CV/PF/P Dulce Altabella	Checked DA	A	U:\FCC Submittals\Fcc_CA0802 (T608)\XHIBIT11\CA0802-11 sar report.doc

Dipole 1900 MHz

SAM 1020(L); Flat

Probe: ET3DV6 - SN1587; ConvF(4.90,4.90,4.90); Crest factor: 1.0; Body 1900 MHz: $\sigma = 1.54 \text{ mho/m}$, $\epsilon_c = 52.1$, $\rho = 1.00 \text{ g/cm}^3$

Cubes (2): Peak: $7.50 \text{ mW/g} \pm 0.03 \text{ dB}$, SAR (1g): $4.22 \text{ mW/g} \pm 0.05 \text{ dB}$, SAR (10g): $2.21 \text{ mW/g} \pm 0.07 \text{ dB}$, (Worst-case extrapolation)

Penetration depth: 8.9 (8.7, 9.5) [mm]

Powerdrift: -0.04 dB

Pin: before 100.0mW after 99.2mW

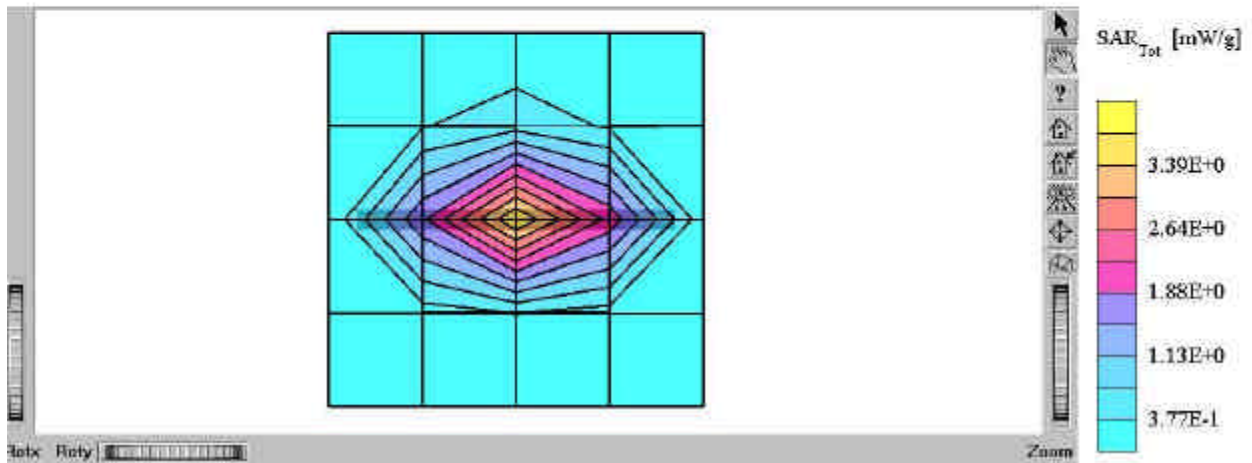
3.4mm surface detect/teflon caps on dipole

Humidity:39.1

Ambient Temp:22.5

Simulant Temp:22.2

File name: Validation_1900BODY_537_1031_13Nov02_T01, Date: 11/13/02



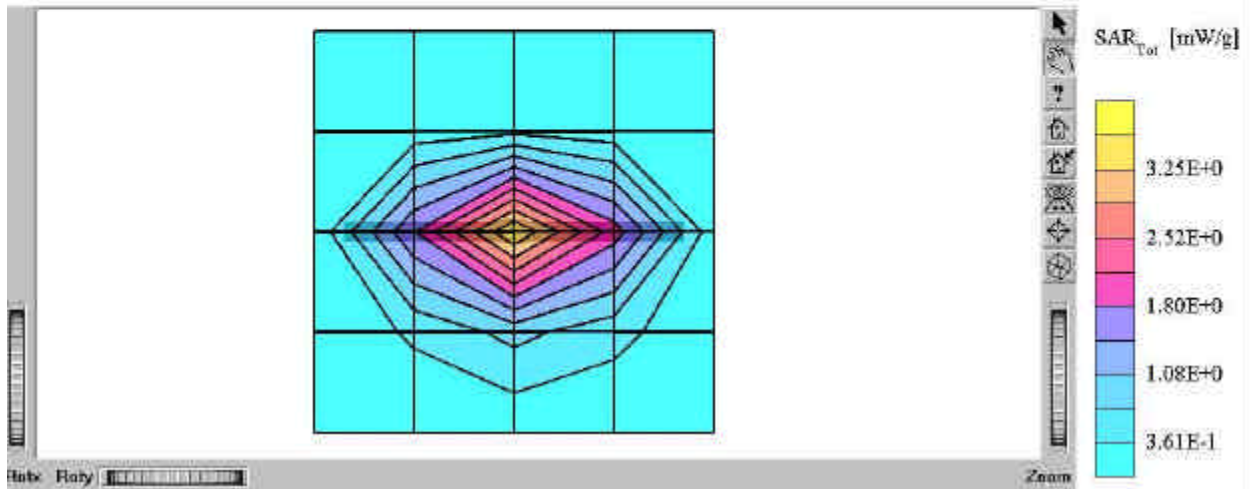
1900 MHz SAR distribution of validation dipole antenna from system performance check on November 13, 2002. Using body tissue.



Prepared (also subject responsible if other) SEM/CV/PF/P Dulce Altabella		No. SEM/CB/Q-02:0100/REP	
Approved SEM/CV/PF/P Dulce Altabella	Checked DA	A	U:\FCC Submittals\Fcc_CA0802 (T608)\XHIBIT11\CA0802-11 sar report.doc

Dipole 1900 MHz

SAM 1020(L) Phantom; Flat Section; Position: (90°,90°); Frequency: 1900 MHz
 Probe: ET3DV6 - SN1587; ConvF(4.90,4.90,4.90); Crest factor: 1.0; Body 1900 MHz: $\sigma = 1.56 \text{ mho/m}$ $\epsilon_r = 52.5$ $\rho = 1.00 \text{ g/cm}^3$
 Cubes (2); SAR (1g): 4.18 mW/g $\pm 0.03 \text{ dB}$, SAR (10g): 2.21 mW/g $\pm 0.05 \text{ dB}$, (Worst-case extrapolation)
 Coarse: Dx = 20.0, Dy = 20.0, Dz = 10.0
 Powerdrift: 0.11 dB
 Pin: before 100.0mW after 99.9 mW
 3.4mm surface detect/teflon caps on dipole
 Humidity:31.8 Ambient Temp:23.1 Simulant Temp:22.0
 File name: Validation_1900BODY_537_1031_14Nov02_T01, Date: 11/14/02



1900 MHz SAR distribution of validation dipole antenna from system performance check on November 14, 2002. Using body tissue.



Prepared (also subject responsible if other) SEM/CV/PF/P Dulce Altabella		No. SEM/CB/Q-02:0100/REP	
Approved SEM/CV/PF/P Dulce Altabella	Checked DA	A	U:\FCC Submittals\Fcc_CA0802 (T608)\XHIBIT11\CA0802-11 sar report.doc

Appendix 2

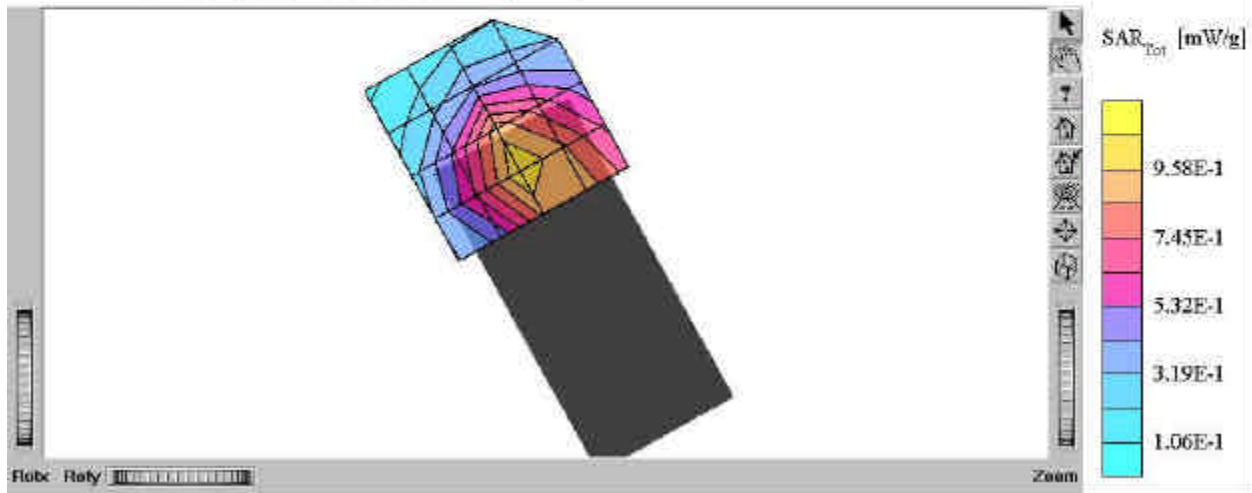
SAR distribution plots for Phantom Head Adjacent Use



Prepared (also subject responsible if other) SEM/CV/PF/P Dulce Altabella		No. SEM/CB/Q-02:0100/REP	
Approved SEM/CV/PF/P Dulce Altabella	Checked DA	A	U:\FCC Submittals\Fcc_CA0802 (T608)\XHIBIT11\CA0802-11 sar report.doc

T608

SAM 1030 (R) Phantom; Right Hand Section; Position: (92°, 299°); Frequency: 849 MHz
 Probe: ET3DV6 - SN1539; ConvF(6.10,6.10,6.10); Crest factor: 1.0; Head 835 MHz: $\sigma = 0.90 \text{ mho/m}$ $\epsilon_r = 41.2$ $\rho = 1.00 \text{ g/cm}^3$
 Cube 5x5x7: SAR (1g): 1.34 mW/g, SAR (10g): 0.810 mW/g, (Worst-case extrapolation)
 Coarse: Dx = 15.0; Dy = 15.0; Dz = 10.0
 Powerdrift: -0.05 dB
 SN:UA2020P5RP Battery: BKB 193 167 (BST-25)
 Humidity: 36.3 Ambient Temp: 23.0 Simulant Temp: 22.0
 PEAK ON THE TOP OF THE PHONE
 File name: 05_Nov_02_849_1539_432_1030_P5RP_RC01_2, Date: 11/05/02



Distribution of maximum SAR in 835 AMPS band. Measured against the right hand side of the head in the “Cheek” position. Picture shows the top part of the phone.

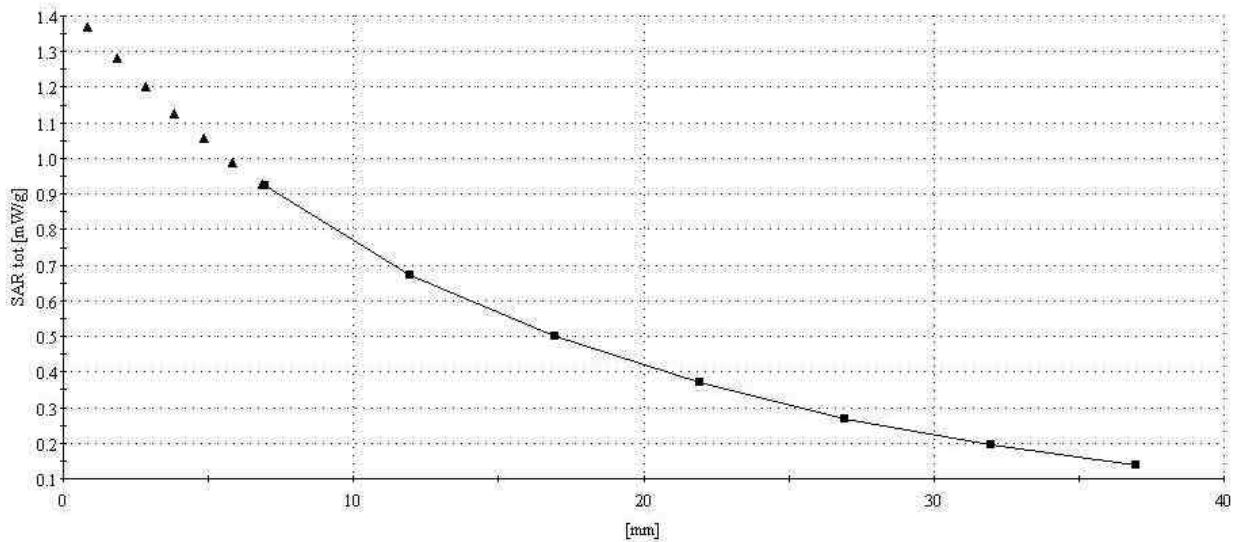


Prepared (also subject responsible if other) SEM/CV/PF/P Dulce Altabella		No. SEM/CB/Q-02:0100/REP	
Approved SEM/CV/PF/P Dulce Altabella	Checked DA	A	U:\FCC Submittals\Fcc_CA0802 (T608)\XHIBIT11\CA0802-11 sar report.doc

T608

SAM 1030 (R) Phantom; Right Hand Section; Position: (92°,299°); Frequency: 849 MHz
 Probe: ET3DV6 - SN1539; ConvF(6.10,6.10,6.10); Crest factor: 1.0; Head 835 MHz: $\sigma = 0.90$ mho/m $\rho = 1.00$ g/cm³
 Cube 5x5x7: SAR (1g): 1.34 mW/g, SAR (10g): 0.810 mW/g. (Worst-case extrapolation)
 Cube 5x5x7: Dx = 8.0, Dy = 8.0, Dz = 5.0

SN:UA2020P5RP Battery: BKB 193 167 (BST-25)
 Humidity: 36.3 Ambient Temp: 23.0 Simulant Temp: 22.0
 PEAK ON THE TOP OF THE PHONE
 File name: 05_Nov_02_849_1539_432_1030_P5RP_RC01_2, Date: 11/05/02



SAR Extrapolation to the phantom inner surface. Measured for Maximum SAR in 835 AMPS band, while phone is against the right hand side of the head in the “cheek” position.



Prepared (also subject responsible if other) SEM/CV/PF/P Dulce Altabella		No. SEM/CB/Q-02:0100/REP	
Approved SEM/CV/PF/P Dulce Altabella	Checked DA	A	U:\FCC Submittals\Fcc_CA0802 (T608)\XHIBIT11\CA0802-11 sar report.doc

T608

SAM 1030 (R) Phantom, Right Hand Section; Position: (92°,299°); Frequency: 849 MHz
 Probe: ET3DV6 - SN1539; ConvF(6.10,6.10,6.10); Crest factor: 1.0; Head 835 MHz: $\sigma = 0.90 \text{ mho/m}$, $\epsilon_r = 41.2$, $\rho = 1.00 \text{ g/cm}^3$
 Cube 5x5x7; SAR (1g): 1.35 mW/g, SAR (10g): 0.819 mW/g. (Worst-case extrapolation)
 Course: Dx = 15.0, Dy = 15.0, Dz = 10.0
 Powerdrift: 0.07 dB
 SN:UA2020P5RP Battery: BKB 193 167 (BST-25)
 Humidity: 36.8 Ambient Temp: 22.8 Simulant Temp:21.9
 File name: 05_Nov_02_849_1539_432_1030_P5RP_RC01_3, Date: 11/05/02



Distribution of maximum SAR in 835 AMPS band. Measured against the right hand side of the head in the “Cheek” position. Picture shows the bottom part of the phone.

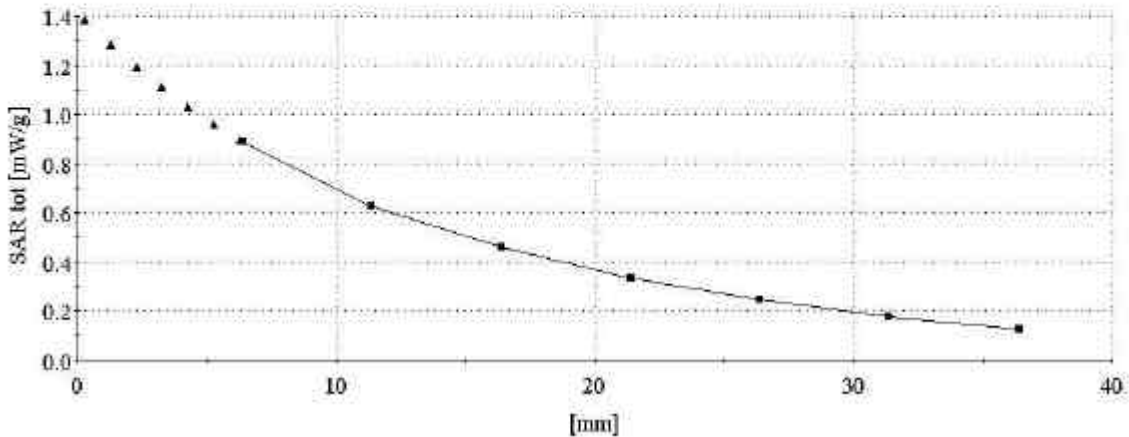


Prepared (also subject responsible if other) SEM/CV/PF/P Dulce Altabella		No. SEM/CB/Q-02:0100/REP	
Approved SEM/CV/PF/P Dulce Altabella	Checked DA	A	U:\FCC Submittals\Fcc_CA0802 (T608)\XHIBIT11\CA0802-11 sar report.doc

T608

SAM 1030 (R) Phantom; Right Hand Section; Position: (92°, 299°); Frequency: 849 MHz
 Probe: ET3DV6 - SN1539; ConvF(6.10,6.10,6.10); Crest factor: 1.0; Head 835 MHz; $\sigma = 0.90 \text{ mho/m}$, $\epsilon_r = 41.2$, $\rho = 1.00 \text{ g/cm}^3$
 Cube 5x5x7: SAR (1g): 1.35 mW/g, SAR (10g): 0.819 mW/g. (Worst-case extrapolation)
 Cube 5x5x7: Dx - 8.0, Dy - 8.0, Dz - 5.0

SN:UA2020P5RP Battery: BKB 193 167 (BST-25)
 Humidity: 36.8 Ambient Temp: 22.8 Simulant Temp: 21.9
 File name: 05_Nov_02_849_1539_432_1030_P5RP_RC01_3, Date: 11/05/02



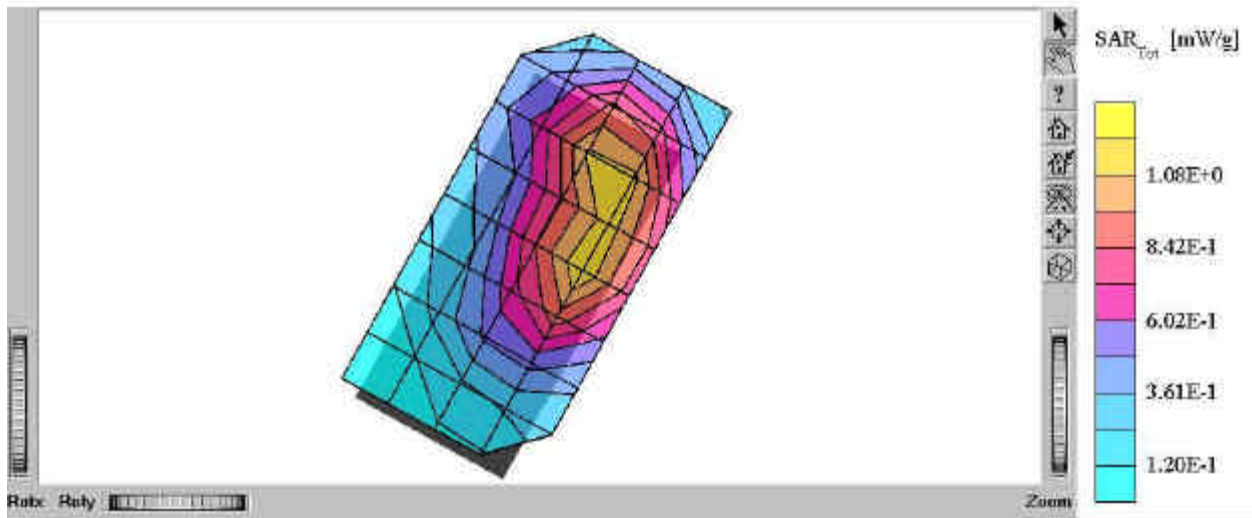
SAR Extrapolation to the phantom inner surface. Measured for Maximum SAR in 835 AMPS band, while phone is against the right hand side of the head in the “cheek” position.



Prepared (also subject responsible if other) SEM/CV/PF/P Dulce Altabella		No. SEM/CB/Q-02:0100/REP	
Approved SEM/CV/PF/P Dulce Altabella	Checked DA	A	U:\FCC Submittals\Fcc_CA0802 (T608)\XHIBIT11\CA0802-11 sar report.doc

T608

SAM 1030 (R) Phantom, Left Hand Section; Position: (92°, 61°); Frequency: 849 MHz
 Probe: ET3DV6 - SN1539; ConvF(6.10,6.10,6.10); Crest factor: 1.0; Head 835 MHz: $\sigma = 0.90$ mho/m $\epsilon_r = 41.2$ $\rho = 1.00$ g/cm³
 Cube 5x5x7; SAR (1g): 1.32 mW/g; SAR (10g): 0.864 mW/g. (Worst-case extrapolation)
 Coarse: Dx = 15.0, Dy = 15.0, Dz = 10.0
 Powerdrift: -0.01 dB
 SN:UA2020P5RP Battery:BKB 193 167 (BST-25)
 Humidity: 35.6 Ambient Temp: 23.3 Simulant Temp:22.0
 File name: 05_Nov_02_849_1539_432_1030_P5RP_LC01, Date: 11/05/02



Distribution of maximum SAR in 835 AMPS band. Measured against the left hand side of the head in the “Cheek” position.

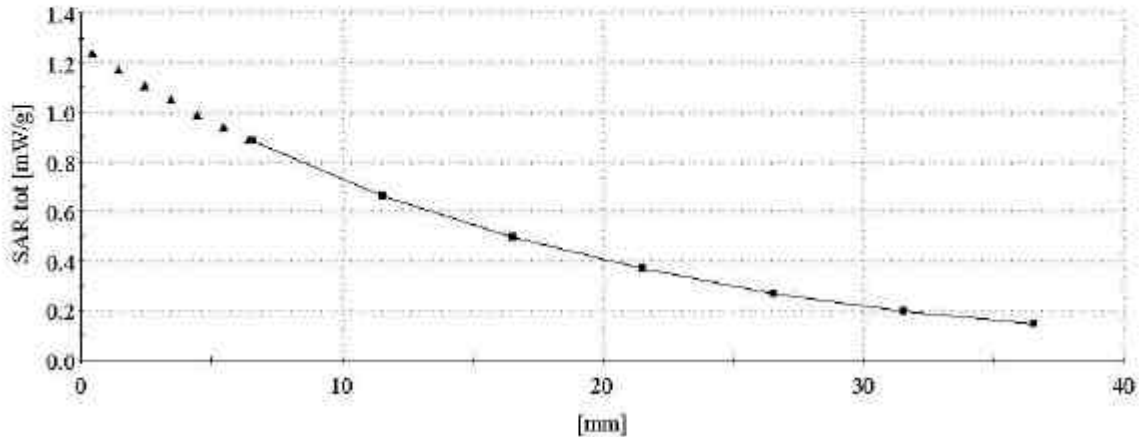


Prepared (also subject responsible if other) SEM/CV/PF/P Dulce Altabella		No. SEM/CB/Q-02:0100/REP	
Approved SEM/CV/PF/P Dulce Altabella	Checked DA	A	U:\FCC Submittals\Fcc_CA0802 (T608)\XHIBIT11\CA0802-11 sar report.doc

T608

SAM 1030 (R) Phantom; Left Hand Section; Position: (92°,61°); Frequency: 849 MHz
 Probe: ET3DV6 - SN1539; ConvF(6.10,6.10,6.10); Crest factor: 1.0; Head 835 MHz: $\sigma = 0.90 \text{ mho/m}$, $\epsilon_r = 41.2$, $\rho = 1.00 \text{ g/cm}^3$
 Cube 5x5x7: SAR (1g): 1.32 mW/g, SAR (10g): 0.864 mW/g. (Worst-case extrapolation)
 Cube 5x5x7: Dx = 8.0, Dy = 8.0, Dz = 5.0

SN:UA2020P5RP Battery:BKB 193 167 (BST-25)
 Humidity: 35.6 Ambient Temp: 23.3 Simulant Temp:22.0
 File name: 05_Nov_02_849_1539_432_1030_P5RP_LC01, Date: 11/05/02



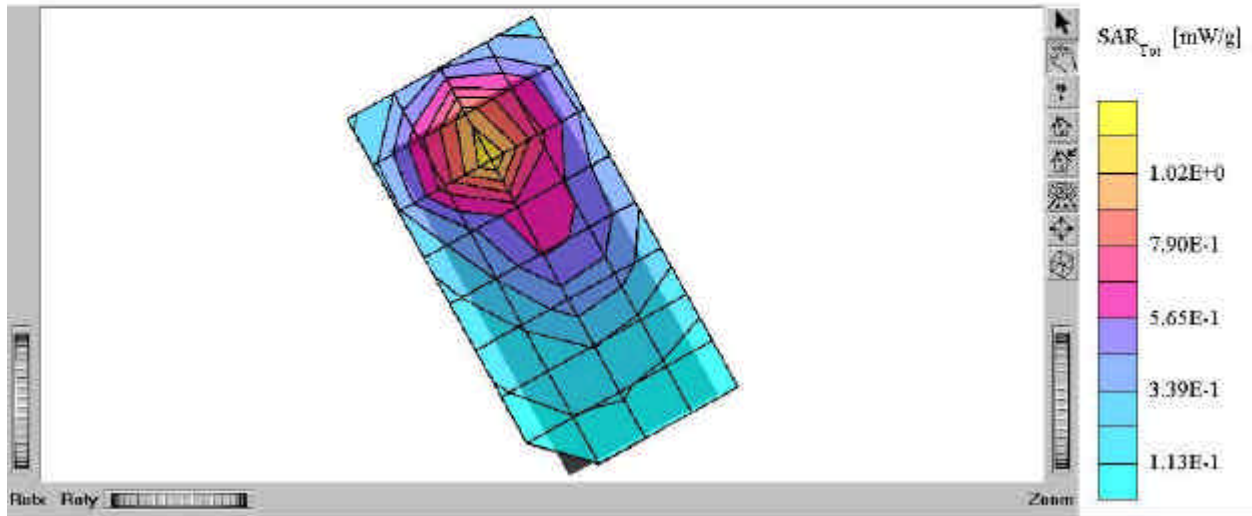
SAR Extrapolation to the phantom inner surface. Measured for Maximum SAR in 835 AMPS band, while phone is against the left hand side of the head in the “Cheek” position.



Prepared (also subject responsible if other) SEM/CV/PF/P Dulce Altabella		No. SEM/CB/Q-02:0100/REP	
Approved SEM/CV/PF/P Dulce Altabella	Checked DA	A	U:\FCC Submittals\Fcc_CA0802 (T608)\XHIBIT11\CA0802-11 sar report.doc

T608

SAM 1030 (R) Phantom; Right Hand Section; Position: (107°, 299°); Frequency: 849 MHz
 Probe: ET3DV6 - SN1539; CouvF(6.10,6.10,6.10); Crest factor: 1.0; Head 835 MHz: $\sigma = 0.90$ mho/m $\epsilon_r = 41.2$ $\rho = 1.00$ g/cm³
 Cube 5x5x7: SAR (1g): 1.43 mW/g, SAR (10g): 0.811 mW/g, (Worst-case extrapolation)
 Coarse: Dx = 15.0, Dy = 15.0, Dz = 10.0
 Powerdrift: -0.01 dB
 SN:UA2020P5RP Battery:BKB 193 167 (BST-25)
 Humidity: 35.3 Ambient Temp: 23.1 Simulant Temp:21.8
 File name: 05_Nov_02_849_1539_432_1030_P5RP_RT01, Date: 11/05/02



Distribution of maximum SAR in 835 AMPS band. Measured against the right hand side of the head in the “tilt” position.

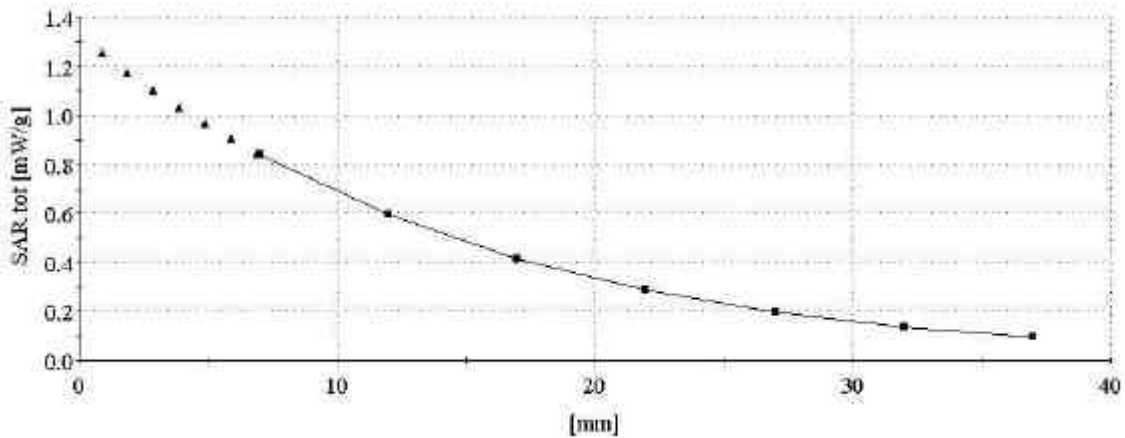


Prepared (also subject responsible if other) SEM/CV/PF/P Dulce Altabella		No. SEM/CB/Q-02:0100/REP	
Approved SEM/CV/PF/P Dulce Altabella	Checked DA	A	U:\FCC Submittals\Fcc_CA0802 (T608)\XHIBIT11\CA0802-11 sar report.doc

T608

SAM 1030 (R) Phantom; Right Hand Section; Position: (107°, 299°); Frequency: 849 MHz
 Probe: ET3DV6 - SN1539; ConvF(6.10.6.10.6.10); Crest factor: 1.0; Head 835 MHz: $\sigma = 0.90$ mho/m $\epsilon_r = 41.2$ $\rho = 1.00$ g/cm³
 Cube 5x5x7; SAR (1g): 1.43 mW/g, SAR (10g): 0.611 mW/g, (Worst-case extrapolation)
 Cube 5x5x7; Dx = 8.0, Dy = 8.0, Dz = 5.0

SN:UA2020P5RP Battery:BKB 193 167 (BST-25)
 Humidity: 35.3 Ambient Temp: 23.1 Simulant Temp: 21.8
 File name: 05_Nov_02_849_1539_432_1030_P5RP_RT01, Date: 11/05/02



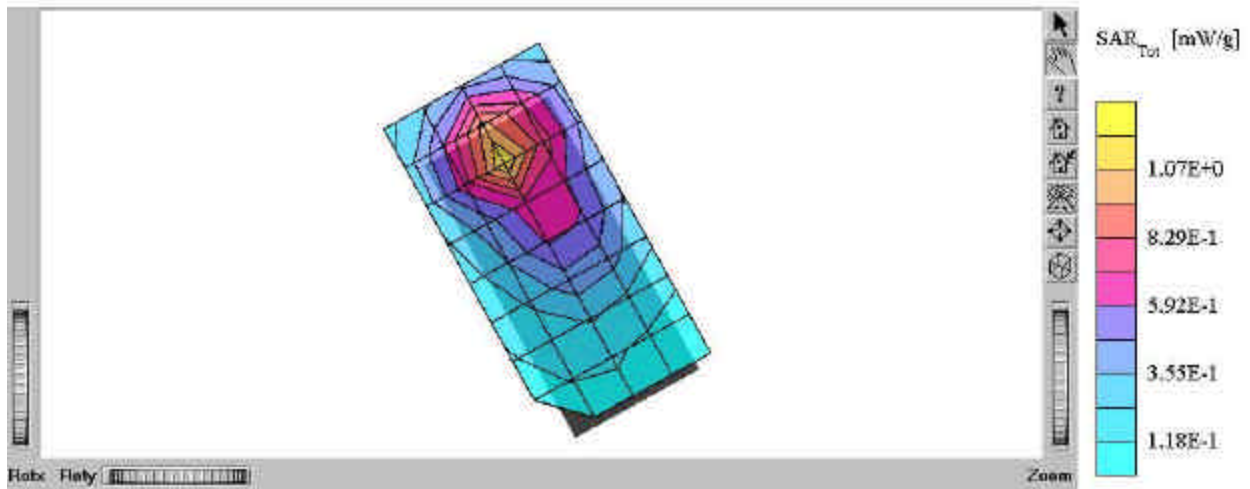
SAR Extrapolation to the phantom inner surface. Measured for Maximum SAR in 835 AMPS band, while phone is against the right hand side of the head in the “tilt” position.



Prepared (also subject responsible if other) SEM/CV/PF/P Dulce Altabella		No. SEM/CB/Q-02:0100/REP	
Approved SEM/CV/PF/P Dulce Altabella	Checked DA	A	U:\FCC Submittals\Fcc_CA0802 (T608)\XHIBIT11\CA0802-11 sar report.doc

T608

SAM 1030 (R) Phantom, Right Hand Section; Position: (92°,299°); Frequency: 849 MHz
 Probe: ET3DV6 - SN1539; ConvF(6.10,6.10,6.10); Crest factor: 1.0; Head 835 MHz: $\sigma = 0.90 \text{ mho/m}$, $\epsilon_r = 41.2$, $\rho = 1.00 \text{ g/cm}^3$
 Cube 5x5x7: SAR (1g): 1.38 mW/g, SAR (10g): 0.786 mW/g, (Worst-case extrapolation)
 Coarse: Dx = 15.0, Dy = 15.0, Dz = 10.0
 Powerdrift: 0.00 dB
 SN:UA2020P5RP Battery: BKB 193 167 (BST-25)
 Humidity: 36.4 Ambient Temp: 23.2 Simulant Temp:21.9
 Blue tooth turned on
 File name: 05_Nov_02_849_1530_432_BT_1030_P5RP_RT01, Date: 11/05/02



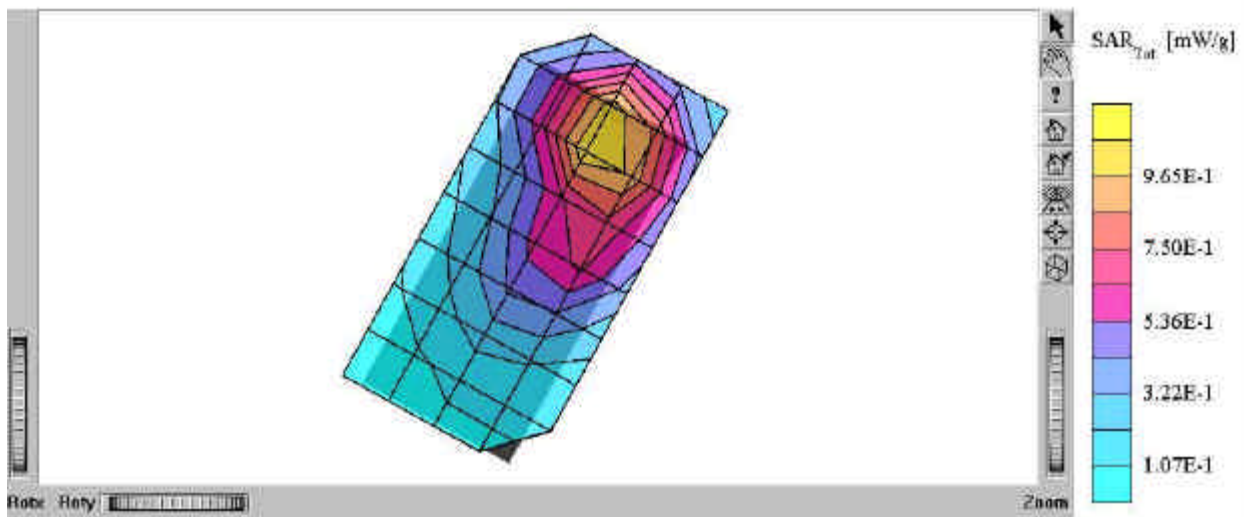
Distribution of maximum SAR in 835 AMPS band. Measured against the right hand side of the head in the “tilt” position. Bluetooth turned on.



Prepared (also subject responsible if other) SEM/CV/PF/P Dulce Altabella		No. SEM/CB/Q-02:0100/REP	
Approved SEM/CV/PF/P Dulce Altabella	Checked DA	A	U:\FCC Submittals\Fcc_CA0802 (T608)\XHIBIT11\CA0802-11 sar report.doc

T608

SAM 1030 (R) Phantom; Left Hand Section; Position: (107°,61°); Frequency: 849 MHz
 Probe: ET3DV6 - SN1539; ConvF(6.10,6.10,6.10); Crest factor: 1.0; Head 835 MHz: $\sigma = 0.90 \text{ mho/m}$, $\epsilon_r = 41.2$, $\rho = 1.00 \text{ g/cm}^3$
 Cube 5x5x7: SAR (1g): 1.41 mW/g, SAR (10g): 0.798 mW/g. (Worst-case extrapolation)
 Coarse: Dx = 15.0, Dy = 15.0, Dz = 10.0
 Powerdrift: -0.14 dB
 SN:UA2020P5RP Battery:BKB 193 167 (BST-25)
 Humidity: 21.7 Ambient Temp: 23.1 Simulant Temp:37.4
 File name: 05_Nov_02_849_1539_432_1030_P5RP_LT01, Date: 11/05/02



Distribution of maximum SAR in 835 AMPS band. Measured against the left hand side of the head in the “Tilt” position.

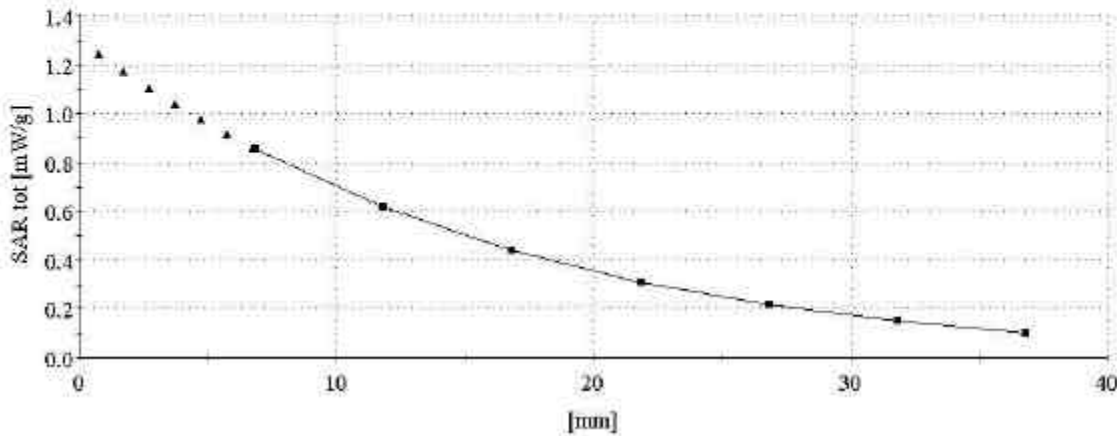


Prepared (also subject responsible if other) SEM/CV/PF/P Dulce Altabella		No. SEM/CB/Q-02:0100/REP	
Approved SEM/CV/PF/P Dulce Altabella	Checked DA	A	U:\FCC Submittals\Fcc_CA0802 (T608)\XHIBIT11\CA0802-11 sar report.doc

T608

SAM 1030 (R) Phantom; Left Hand Section; Position: (107°, 61°); Frequency: 849 MHz
 Probe: ET3DV6 - SN1539; ConvF(6.10,6.10,6.10); Crest factor: 1.0; Head 835 MHz; $\sigma = 0.90$ mho/m $\epsilon_r = 41.2$ $\rho = 1.00$ g/cm³
 Cube 5x5x7; SAR (1g): 1.41 mW/g, SAR (10g): 0.798 mW/g, (Worst-case extrapolation)
 Cube 5x5x7; Dx = 8.0, Dy = 8.0, Dz = 5.0

SN:UA2020P5RP Battery:BKB 193 167 (BST-25)
 Humidity: 21.7 Ambient Temp: 23.1 Simulant Temp:37.4
 File name:05_Nov_02_849_1539_432_1030_P5RP_LT01, Date: 11/05/02



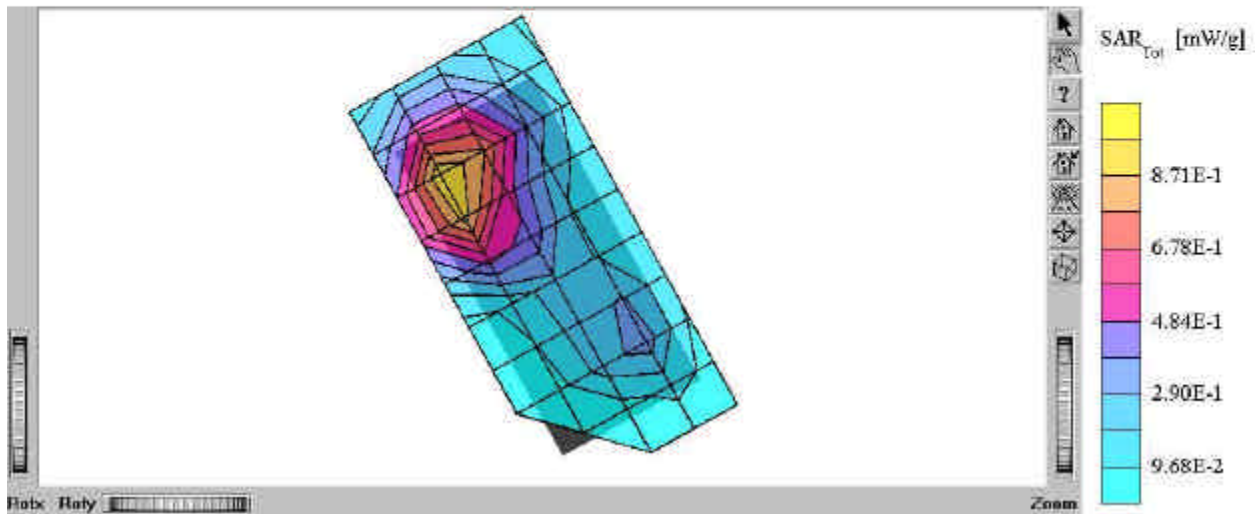
SAR Extrapolation to the phantom inner surface. Measured for Maximum SAR in 835 AMPS band, while phone is against the left hand side of the head in the “tilt” position.



Prepared (also subject responsible if other) SEM/CV/PF/P Dulce Altabella		No. SEM/CB/Q-02:0100/REP	
Approved SEM/CV/PF/P Dulce Altabella	Checked DA	A	U:\FCC Submittals\Fcc_CA0802 (T608)\XHIBIT11\CA0802-11 sar report.doc

T608

SAM 1031(R) Phantom; Right Hand Section; Position: (92°, 299°); Frequency: 1910 MHz
 Probe: ET3DV6 - SN1587; ConvF(5.20,5.20,5.20); Crest factor: 1.0; Head 1900 MHz: $\sigma = 1.43 \text{ mho/m}$, $\epsilon_r = 38.9$, $\rho = 1.00 \text{ g/cm}^3$
 Cube 5x5x7: SAR (1g): 1.11 mW/g, SAR (10g): 0.656 mW/g. (Worst-case extrapolation)
 Coarse: Dx = 15.0, Dy = 15.0, Dz = 10.0
 Powerdrift: -0.13 dB
 SNUA2020P5QW Battery: BKB 193 167 (BST-25)
 Humidity: 35.4 Ambient Temp: 23.2 Simulant Temp: 21.9
 File name: 05Nov02_T608_CDMA1900_P5QW_CHI175_RC01, Date: 11/05/02



Distribution of maximum SAR in 1900 CDMA band. Measured against the right hand side of the head in the “cheek” position.

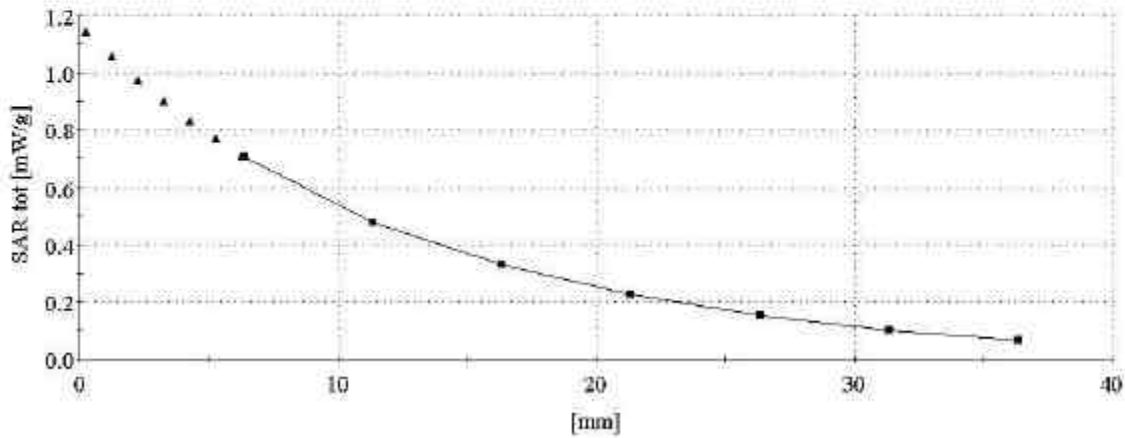


Prepared (also subject responsible if other) SEM/CV/PF/P Dulce Altabella		No. SEM/CB/Q-02:0100/REP	
Approved SEM/CV/PF/P Dulce Altabella	Checked DA	A	U:\FCC Submittals\Fcc_CA0802 (T608)\XHIBIT11\CA0802-11 sar report.doc

T608

SAM 1031(R) Phantom; Right Hand Section; Position: (92°, 299°); Frequency: 1910 MHz
 Probe: ET3DV6 - SN1587; ConvF(5.20, 5.20, 5.20); Crest factor: 1.0; Head 1900 MHz: $\sigma = 1.43 \text{ mho/m}$, $\epsilon_r = 38.9$, $\rho = 1.00 \text{ g/cm}^3$
 Cube 5x5x7: SAR (1g): 1.11 mW/g, SAR (10g): 0.656 mW/g. (Worst-case extrapolation)
 Cube 5x5x7: Dx = 8.0, Dy = 8.0, Dz = 5.0

SNUA2020P5QW Battery: BKB 193 167 (BST-25)
 Humidity: 35.4 Ambient Temp: 23.2 Simulant Temp: 21.9
 File name: 05Nov02_T608_CDMA1900_P5QW_CH1175_RC01, Date: 11/05/02



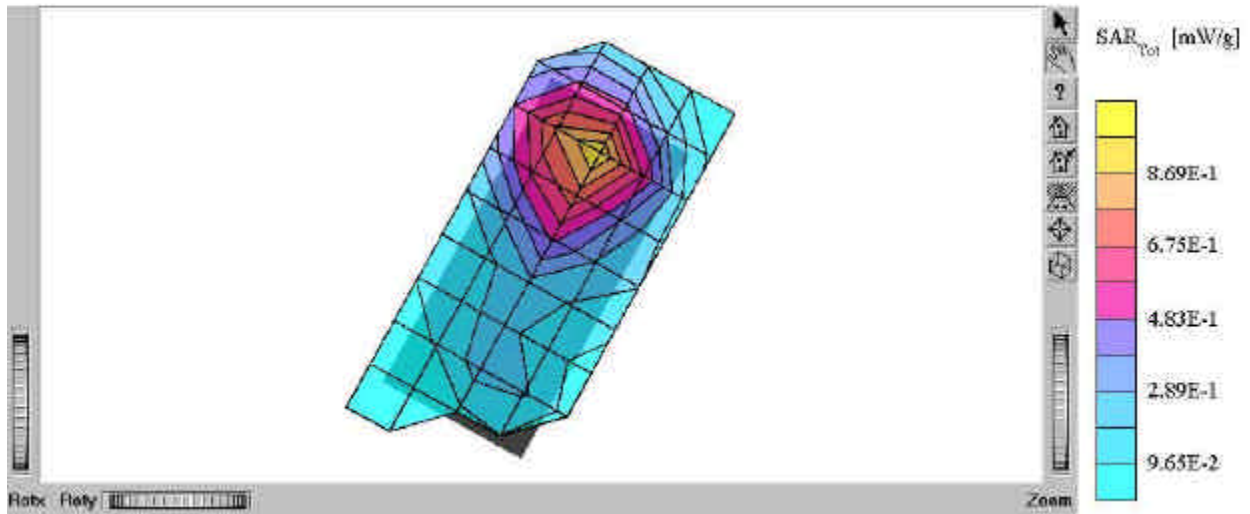
SAR Extrapolation to the phantom inner surface. Measured for Maximum SAR in 1900 CDMA band, while phone is against the right hand side of the head in the “cheek” position.



Prepared (also subject responsible if other) SEM/CV/PF/P Dulce Altabella		No. SEM/CB/Q-02:0100/REP	
Approved SEM/CV/PF/P Dulce Altabella	Checked DA	A	U:\FCC Submittals\Fcc_CA0802 (T608)\XHIBIT11\CA0802-11 sar report.doc

T608

SAM 1031(R) Phantom; Left Hand Section; Position: (92°,61°); Frequency: 1880 MHz
 Probe: ET3DV6 - SN1587; ConvF(5.20,5.20,5.20); Crest factor: 1.0; Head 1900 MHz: $\sigma = 1.43 \text{ mho/m}$, $\epsilon_r = 38.9$, $\rho = 1.00 \text{ g/cm}^3$
 Cube 5x5x7: SAR (1g): 1.09 mW/g, SAR (10g): 0.640 mW/g. (Worst-case extrapolation)
 Coarse: Dx = 15.0, Dy = 15.0, Dz = 10.0
 Powerdrift: 0.09 dB
 SN:UA2020P5QW Battery:BKB 193 167 (BST-25)
 Humidity:35.8 Ambient Temp:23.6 Simulant Temp:21.9
 File name: 05Nov02_T608_CDMA1900_P5QW_CH0600_LC01, Date: 11/05/02



Distribution of maximum SAR in 1900 CDMA band. Measured against the left hand side of the head in the “Cheek” position.



Prepared (also subject responsible if other) SEM/CV/PF/P Dulce Altabella		No. SEM/CB/Q-02:0100/REP	
Approved SEM/CV/PF/P Dulce Altabella	Checked DA	A	U:\FCC Submittals\Fcc_CA0802 (T608)\XHIBIT11\CA0802-11 sar report.doc

T608

SAM 1031(R); Left Hand

Probe: ET3DV6 - SN1587; ConvF(5.20,5.20,5.20); Crest factor: 1.0; Head 1900 MHz: $\sigma = 1.43 \text{ mho/m}$, $\epsilon_r = 38.9$, $\rho = 1.00 \text{ g/cm}^3$

Cube 5x5x7; Peak: 1.79 mW/g, SAR (1g): 1.09 mW/g, SAR (10g): 0.640 mW/g, (Worst-case extrapolation)

Penetration depth: 10.4 (10.3, 10.6) [mm]

SN:UA2020P5QW

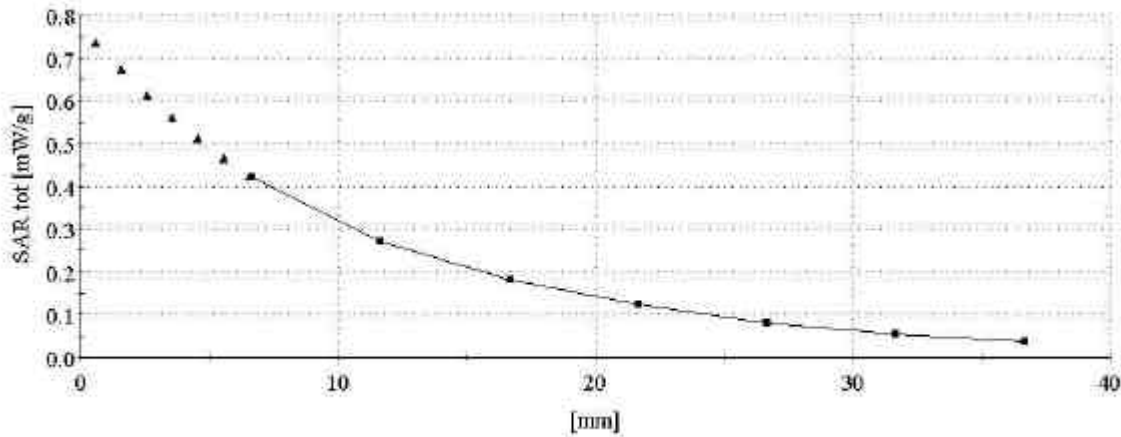
Battery:BKB 193 167 (BST-25)

Humidity:35.8

Ambient Temp:23.6

Simulant Temp:21.9

File name: 05Nov02_T608_CDMA1900_P5QW_CH0600_LCD1; Date: 11/05/02



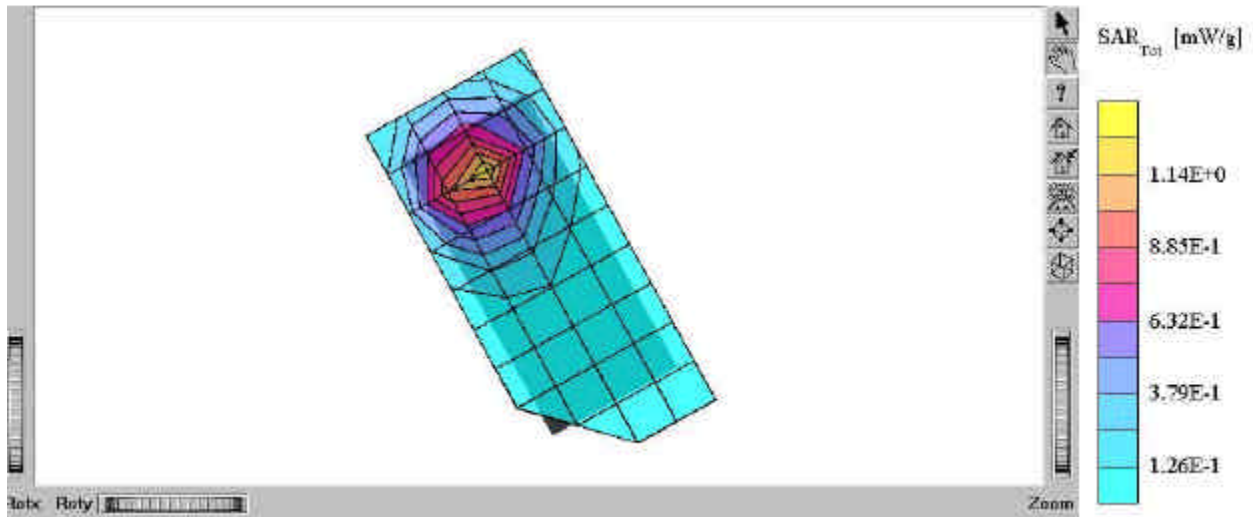
SAR Extrapolation to the phantom inner surface. Measured for Maximum SAR in 1900 CDMA band, while phone is against the left hand side of the head in the “cheek” position.



Prepared (also subject responsible if other) SEM/CV/PF/P Dulce Altabella		No. SEM/CB/Q-02:0100/REP	
Approved SEM/CV/PF/P Dulce Altabella	Checked DA	A	U:\FCC Submittals\Fcc_CA0802 (T608)\XHIBIT11\CA0802-11 sar report.doc

T608

SAM 1031(R) Phantom; Right Hand Section; Position: (107°, 299°); Frequency: 1880 MHz
 Probe: ET3DV6 - SN1587; ConvF(5.20, 5.20, 5.20); Crest factor: 1.0; Head 1900 MHz; $\sigma = 1.43 \text{ mho/m}$ $\epsilon_r = 38.9$ $\rho = 1.00 \text{ g/cm}^3$
 Cube 5x5x7; SAR (1g): 1.46 mW/g, SAR (10g): 0.828 mW/g, (Worst-case extrapolation)
 Coarse: Dx = 15.0, Dy = 15.0, Dz = 10.0
 Powerdrift: 0.05 dB
 SN:UA2020P5QW Battery:BKB 193 167 (BST-25)
 Humidity: 35.7 Ambient Temp:23.3 Simulant Temp: 22.2
 File name: 05Nov02_T608_CDMA1900_P5QW_CH0600_RT01, Date: 11/05/02



Distribution of maximum SAR in 1900 CDMA band. Measured against the right hand side of the head in the “tilt” position.

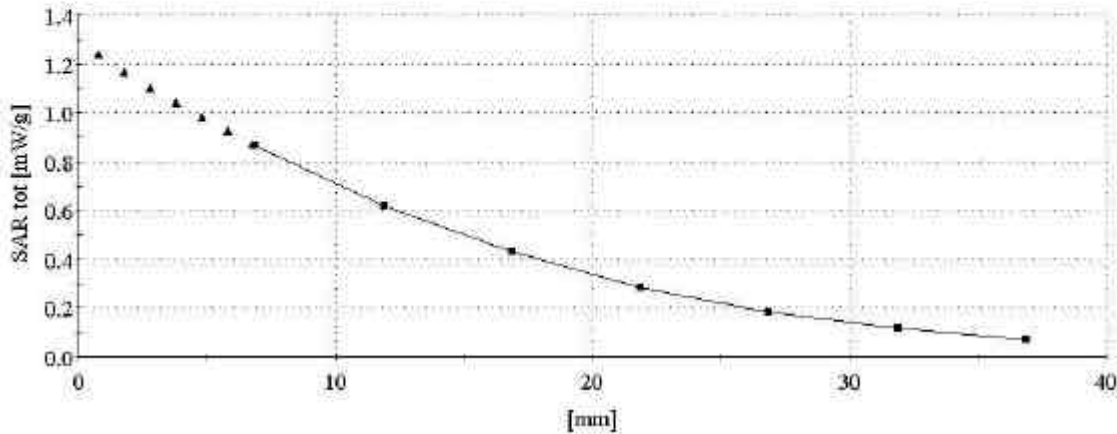


Prepared (also subject responsible if other) SEM/CV/PF/P Dulce Altabella		No. SEM/CB/Q-02:0100/REP	
Approved SEM/CV/PF/P Dulce Altabella	Checked DA	A	U:\FCC Submittals\Fcc_CA0802 (T608)\XHIBIT11\CA0802-11 sar report.doc

T608

SAM1031(R) Phantom, Right Hand Section, Position: (107°,299°), Frequency: 1880 MHz
 Probe: ET3DV6 - SN1567; ConvF(5.20,5.20,5.20); Crest factor: 1.0; Head 1900 MHz: $\sigma = 1.43$ mho/m $\epsilon_r = 38.9$ $\rho = 1.00$ g/cm³
 Cube 5x5x7: SAR (1g): 1.46 mW/g, SAR (10g): 0.828 mW/g, (Worst-case extrapolation)
 Cube 5x5x7: Dx = 8.0, Dy = 8.0, Dz = 5.0

SN:UA2020P5QW Battery:BKB 193 167 (BST-25)
 Humidity: 35.7 Ambient Temp:23.3 Simulant Temp: 22.2
 File name: 05Nov02_T608_CDMA1900_P5QW_CH0600_RT01, Date: 11/05/02



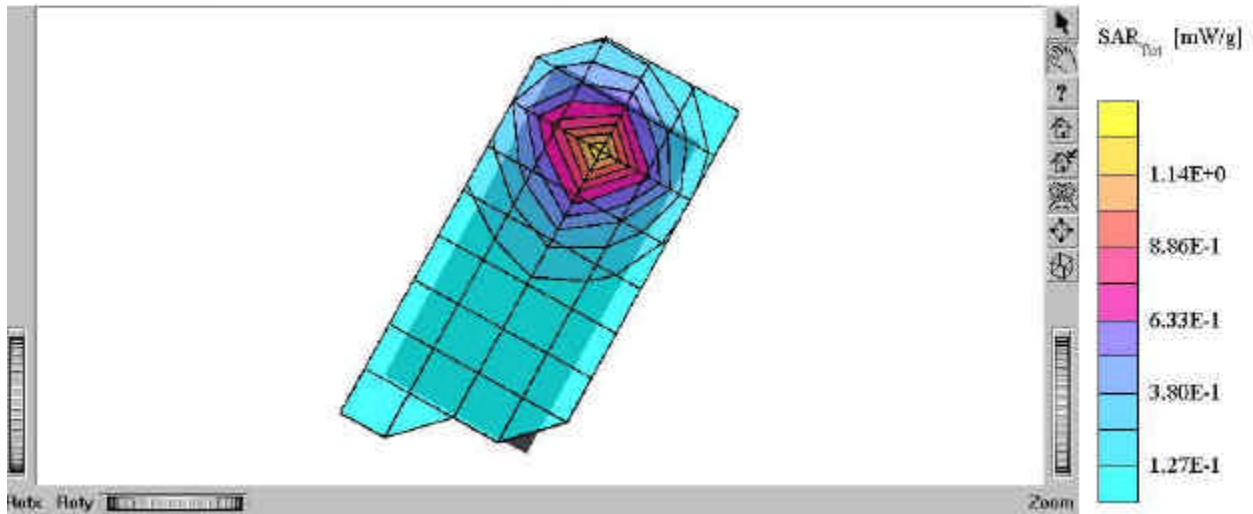
SAR Extrapolation to the phantom inner surface. Measured for Maximum SAR in 1900 CDMA band, while phone is against the right hand side of the head in the “tilt” position.



Prepared (also subject responsible if other) SEM/CV/PF/P Dulce Altabella		No. SEM/CB/Q-02:0100/REP	
Approved SEM/CV/PF/P Dulce Altabella	Checked DA	A	U:\FCC Submittals\Fcc_CA0802 (T608)\XHIBIT11\CA0802-11 sar report.doc

T608

SAM 1031(R) Phantom; Left Hand Section; Position: (107°,61°); Frequency: 1880 MHz
 Probe: ET3DV6 - SN1587; ConvF(5.20,5.20,5.20); Crest factor: 1.0; Head 1900 MHz: $\sigma = 1.43 \text{ mho/m}$, $\epsilon_r = 38.9$, $\rho = 1.00 \text{ g/cm}^3$
 Cube 5x5x7; SAR (1g): 1.39 mW/g, SAR (10g): 0.770 mW/g, (Worst-case extrapolation)
 Coarse: Dx = 15.0, Dy = 15.0, Dz = 10.0
 Powerdrift: 0.02 dB
 SN:UA2020P5QW Battery:BKB 193 167 (BST-25)
 Humidity:35.7 Ambient Temp:23.1 Simulant Temp:22.2
 File name: 03Nov02_T608_CDMA1900_P5QW_CH0600_LT01, Date: 11/03/02



Distribution of maximum SAR in 1900 CDMA band. Measured against the left hand side of the head in the “tilt” position.

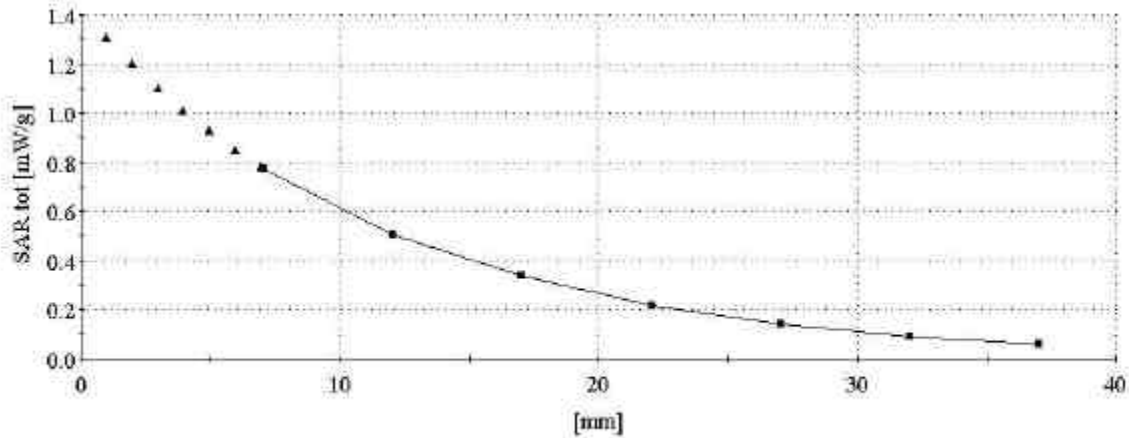


Prepared (also subject responsible if other) SEM/CV/PF/P Dulce Altabella		No. SEM/CB/Q-02:0100/REP	
Approved SEM/CV/PF/P Dulce Altabella	Checked DA	A	U:\FCC Submittals\Fcc_CA0802 (T608)\XHIBIT11\CA0802-11 sar report.doc

T608

SAM 1031(R) Phantom; Left Hand Section; Position: (107°,61°); Frequency: 1880 MHz
 Probe: ET3DV6 - SN1587; ConvF(5.20,5.20,5.20); Crest factor: 1.0; Head 1900 MHz: $\sigma = 1.43 \text{ mho/m s}$, $\rho = 1.00 \text{ g/cm}^3$
 Cube 5x5x7; SAR (1g): 1.39 mW/g, SAR (10g): 0.770 mW/g, (Worst-case extrapolation)
 Cube 5x5x7; Dx = 8.0, Dy = 8.0, Dz = 5.0

SN:UA2020P5QW Battery:BKB 193 167 (BST-25)
 Humidity:35.7 Ambient Temp:23.1 Simulant Temp:22.2
 File name: 05Nov02_T608_CDMA1900_P5QW_CH0600_LT01, Date: 11/05/02



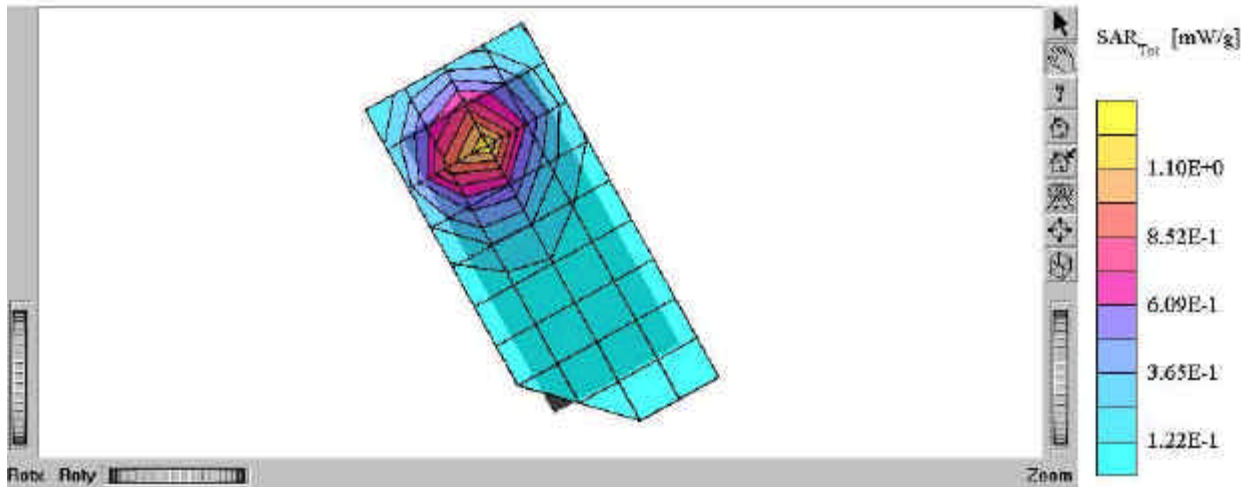
SAR Extrapolation to the phantom inner surface. Measured for Maximum SAR in 1900 CDMA band, while phone is against the left hand side of the head in the “tilt” position.



Prepared (also subject responsible if other) SEM/CV/PF/P Dulce Altabella		No. SEM/CB/Q-02:0100/REP	
Approved SEM/CV/PF/P Dulce Altabella	Checked DA	A	U:\FCC Submittals\Fcc_CA0802 (T608)\XHIBIT11\CA0802-11 sar report.doc

T608

SAM 1031(R) Phantom; Right Hand Section; Position: (107°, 299°); Frequency: 1880 MHz;
 Probe: ET3DV6 - SN1587; ConvF(5.20,5.20,5.20); Crest factor: 1.0; Head 1900 MHz: $\sigma = 1.43 \text{ mho/m}$, $\epsilon = 38.9$, $\rho = 1.00 \text{ g/cm}^3$
 Cube 5x5x7; SAR (1g): 1.42 mW/g, SAR (10g): 0.800 mW/g, (Worst-case extrapolation)
 Coarse: Dx = 15.0, Dy = 15.0, Dz = 10.0
 Powerdrift: 0.02 dB
 SN:UA2020P5QW Battery:BKB 193 167 (BST-25)
 Humidity:35.5 Ambient Temp:23.6 Simulant Temp:21.9
 Bluetooth: Mid-band max power
 File name: 05Nov02_T608_CDMA1900_P5QW_CH0600_RT06, Date: 11/05/02



Distribution of maximum SAR in 1900 CDMA band. Measured against the right hand side of the head in the “tilt” position. Bluetooth turned on.



Prepared (also subject responsible if other) SEM/CV/PF/P Dulce Altabella		No. SEM/CB/Q-02:0100/REP	
Approved SEM/CV/PF/P Dulce Altabella	Checked DA	A	U:\FCC Submittals\Fcc_CA0802 (T608)\XHIBIT11\CA0802-11 sar report.doc

Appendix 3

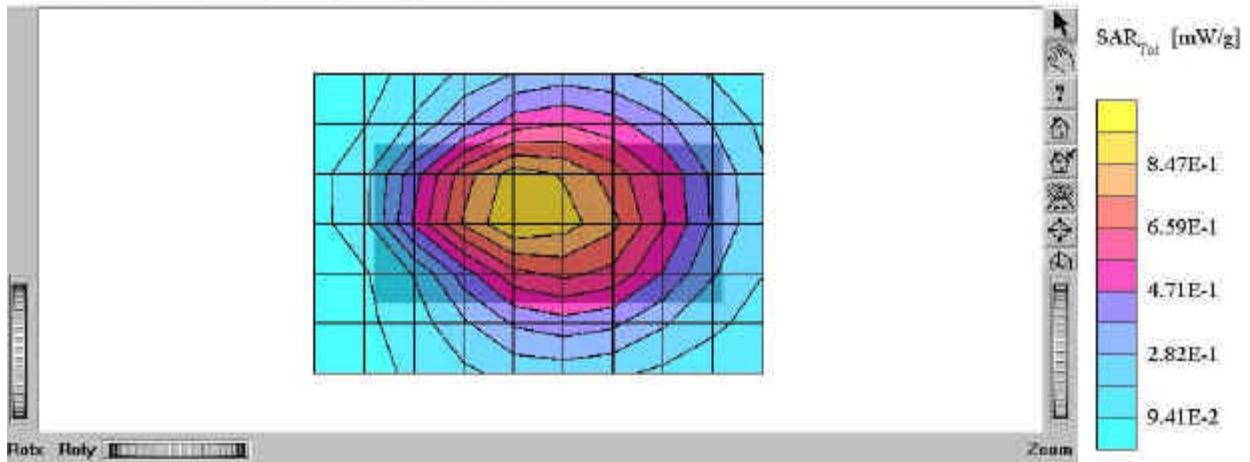
SAR distribution plots for Body Worn Configuration



Prepared (also subject responsible if other) SEM/CV/PF/P Dulce Altabella		No. SEM/CB/Q-02:0100/REP	
Approved SEM/CV/PF/P Dulce Altabella	Checked DA	A	U:\FCC Submittals\Fcc_CA0802 (T608)\XHIBIT11\CA0802-11 sar report.doc

T608

SAM 1023 (L) Phantom; Flat Section; Position: (90°,270°); Frequency: 824 MHz
 Probe: ET3DV6 - SN1539; ConvF(6.10,6.10,6.10); Crest factor: 1.0; Body 835 MHz: $\sigma = 0.99$ mho/m $\epsilon_r = 55.5$ $\rho = 1.00$ g/cm³
 Cube 5x5x7; SAR (1g): 1.10 mW/g, SAR (10g): 0.757 mW/g, (Worst-case extrapolation)
 Coarse: Dx = 15.0, Dy = 15.0, Dz = 10.0
 Powerdrift: -0.08 dB.
 SN:UA2020P5RP Battery: BKB 193 167 (BST-25)
 Hands free: RLF 501 25/05 (HPE-14) Holster: KRY 105 186
 Humidity:51.5 Ambient Temp:22.9 Simulant Temp:21.8
 Back of phone facing body
 File name: 11Nov02_T608_AMPS_P5RP_CH991_BB01, Date: 11/11/02



Distribution of maximum SAR in 835 AMPS band. Measured with back of device facing the body using carry accessory KRY-105-186 and hands free accessory RLF 501 25/05.

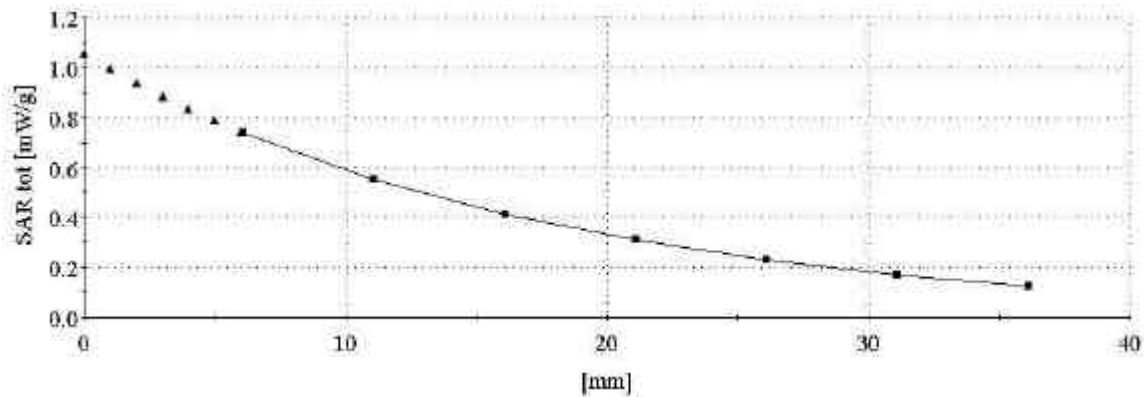


Prepared (also subject responsible if other) SEM/CV/PF/P Dulce Altabella		No. SEM/CB/Q-02:0100/REP	
Approved SEM/CV/PF/P Dulce Altabella	Checked DA	A	U:\FCC Submittals\Fcc_CA0802 (T608)\XHIBIT11\CA0802-11 sar report.doc

T608

SAM 1023 (L) Phantom; Flat Section; Position: (90°, 270°); Frequency: 824 MHz
 Probe: ET3DV6 - SN1539; ConvF(6.10.6.10.6.10); Crest factor: 1.0; Body 835 MHz: $\sigma = 0.99 \text{ mho/m}$, $\epsilon_r = 55.5$, $\rho = 1.00 \text{ g/cm}^3$
 Cube 5x5x7: SAR (1g): 1.10 mW/g, SAR (10g): 0.757 mW/g, (Worst-case extrapolation)
 Cube 5x5x7: Dx = 8.0, Dy = 8.0, Dz = 5.0

SN:UA2020P5RP Battery: BKB 193 167 (BST-25)
 Hands free: RLF 501 25/05 (HPE-14) Holster: KRY 105 186
 Humidity: 51.5 Ambient Temp: 22.9 Simulant Temp: 21.8
 Back of phone facing body
 File name: 11Nov02_T608_AMPS_P5RP_CH991_BB01, Date: 11/11/02



SAR Extrapolation to the phantom inner surface. Measured for maximum SAR in 835 AMPS band, while phone is against the body using carry accessory carry accessory KRY-105-186 and hands free accessory RLF 501 25/05.