



Appendix B

Peak Output Power



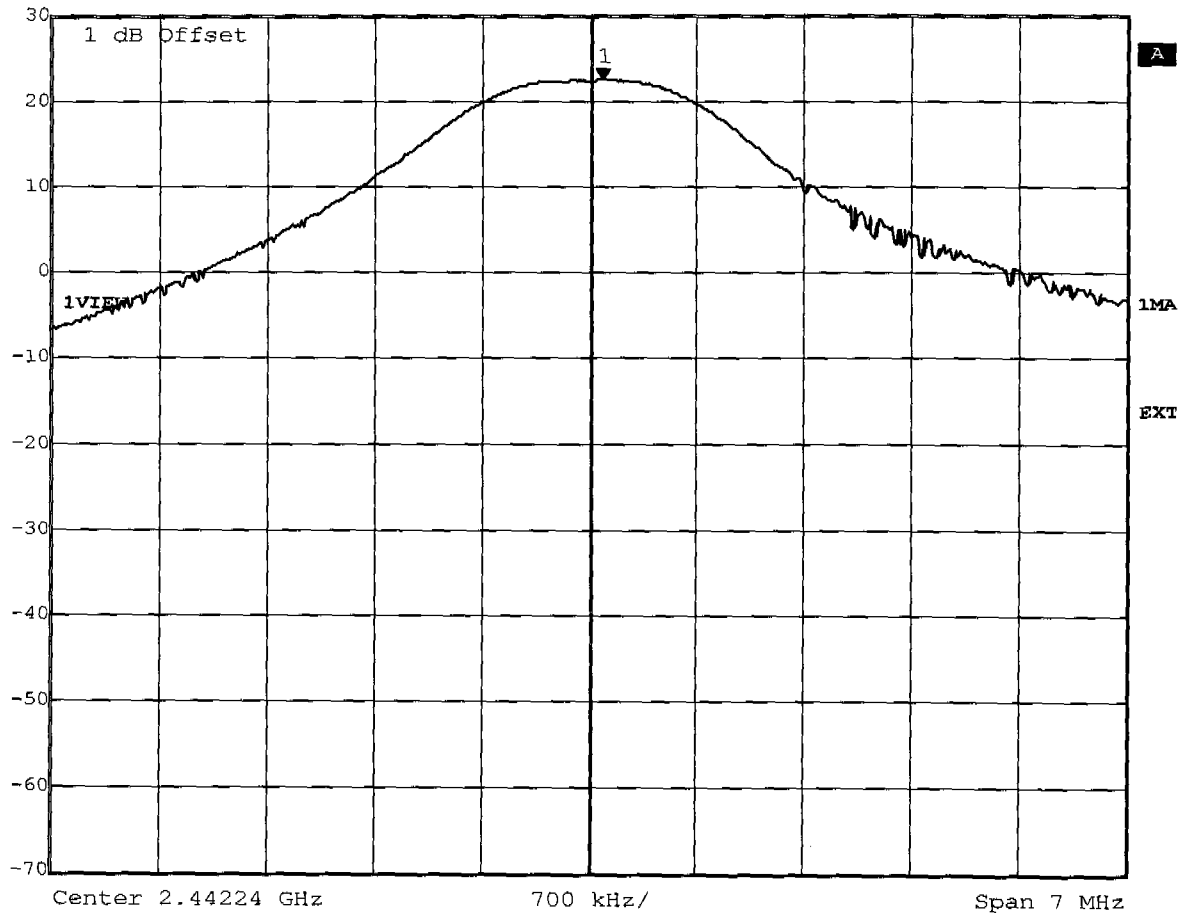
Marker 1 [T1]	RBW	1 MHz	RF Att	50 dB
Ref Lvl	21.96 dBm	VBW	1 MHz	
30 dBm	2.40138521 GHz	SWT	5 ms	Unit dBm



Title: Peak Output Power conducted Ch.: 0
Comment A: PP5N 2G4
Date: 8.JUL.2005 13:10:08



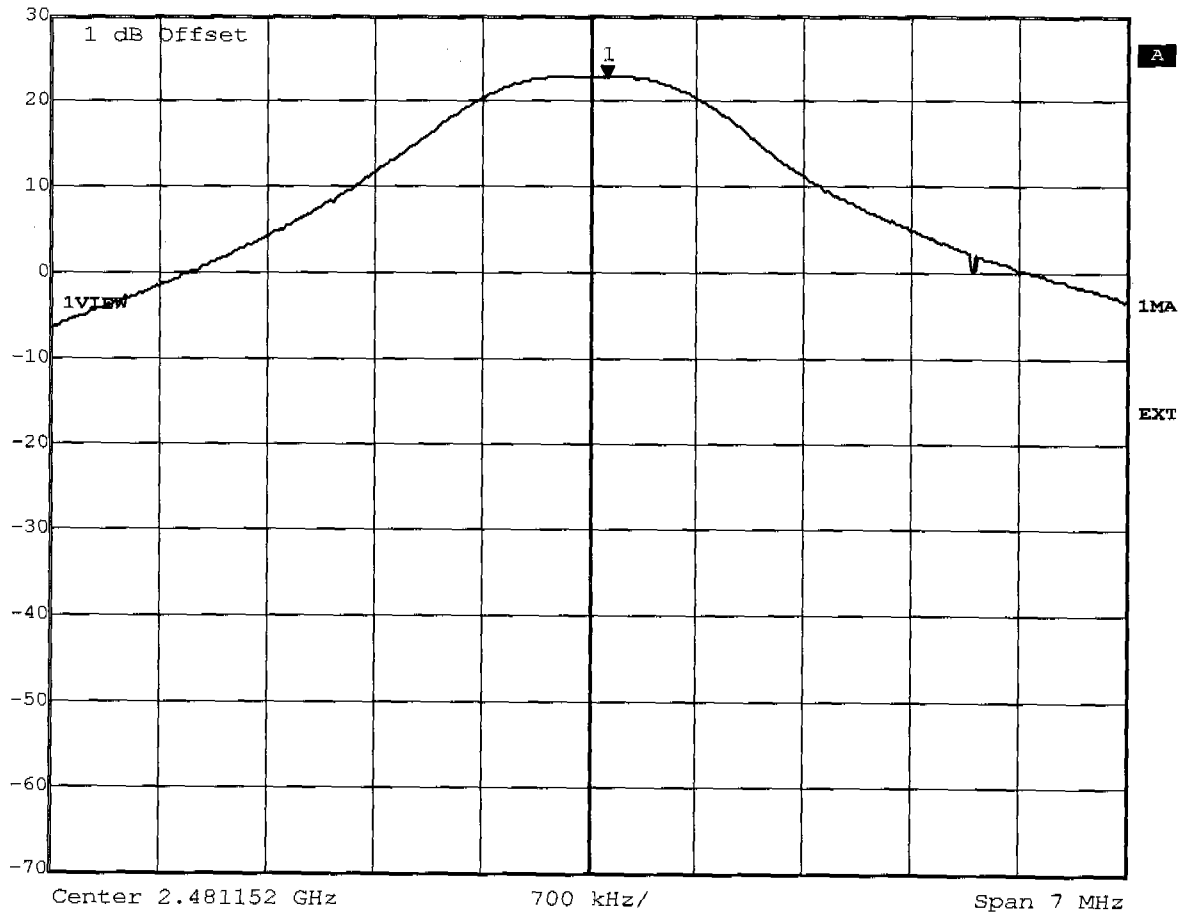
Marker 1 [T1]	REW	1 MHz	RF Att	50 dB
Ref Lvl	22.31 dBm	VBW	1 MHz	
30 dBm	2.44233118 GHz	SWT	5 ms	Unit dBm



Title: Peak Output Power conducted Ch.: 40
Comment A: PP5N 2G4
Date: 8.JUL.2005 13:15:47



Ref Lvl	22.68 dBm	RBW	1 MHz	RF Att	50 dB
30 dBm	2.48127124 GHz	VBW	1 MHz	Unit	dBm
		SWT	5 ms		

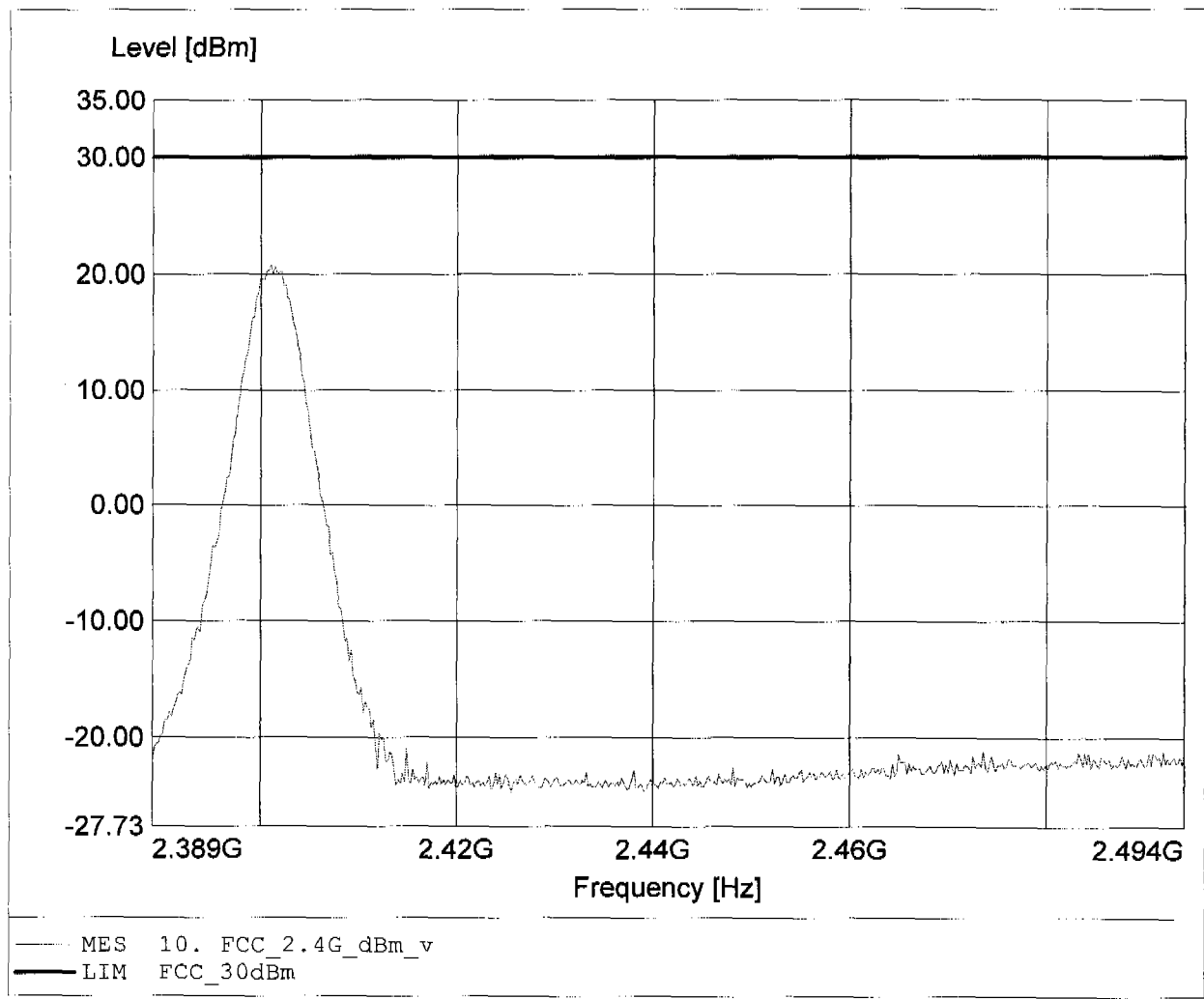


Title: Peak Output Power conducted Ch.: 78
Comment A: PP5N 2G4
Date: 8.JUL.2005 13:29:05

Carrier power (dBm)

FCC RULES PART 15, SUBPART C

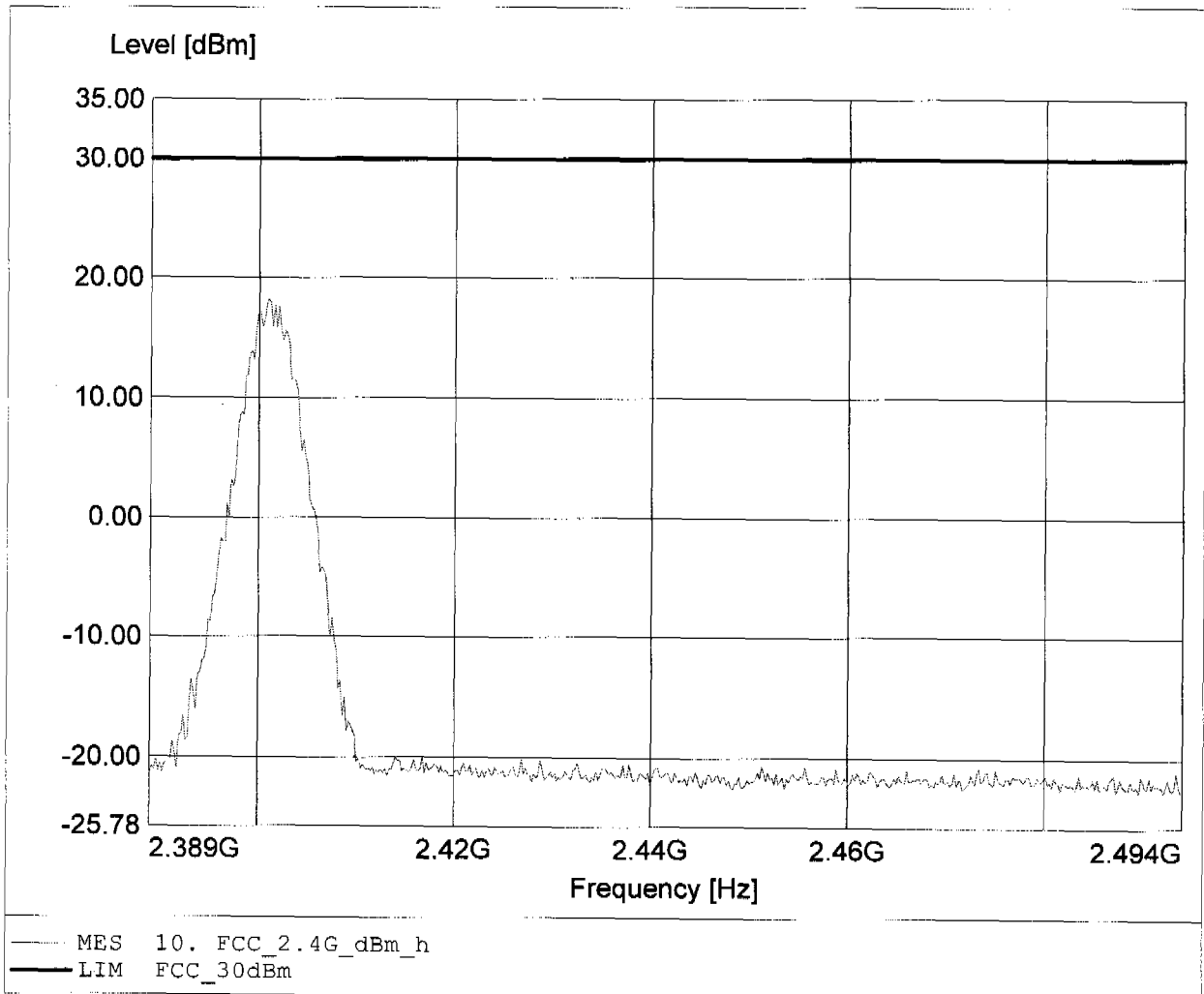
Approval Holder: KIRK telecom A/S
EUT: 2.4 GHz Communication System (portable part) / Ch.: 0
Model: PPSN 2G4
Test Site / Operator: ETS / Mr. Handrik
Temperature/ Voltage: 25°C / Unom: 3.6 V DC
Test Specification: according to S15.247
Comment 1: Dist.: 3m, Ant.: BBHA9120D
Comment 2: Freq: 2.401GHz, Pmax: 20.82dBm, RBW: 5MHz



Carrier power (dBm)

FCC RULES PART 15, SUBPART C

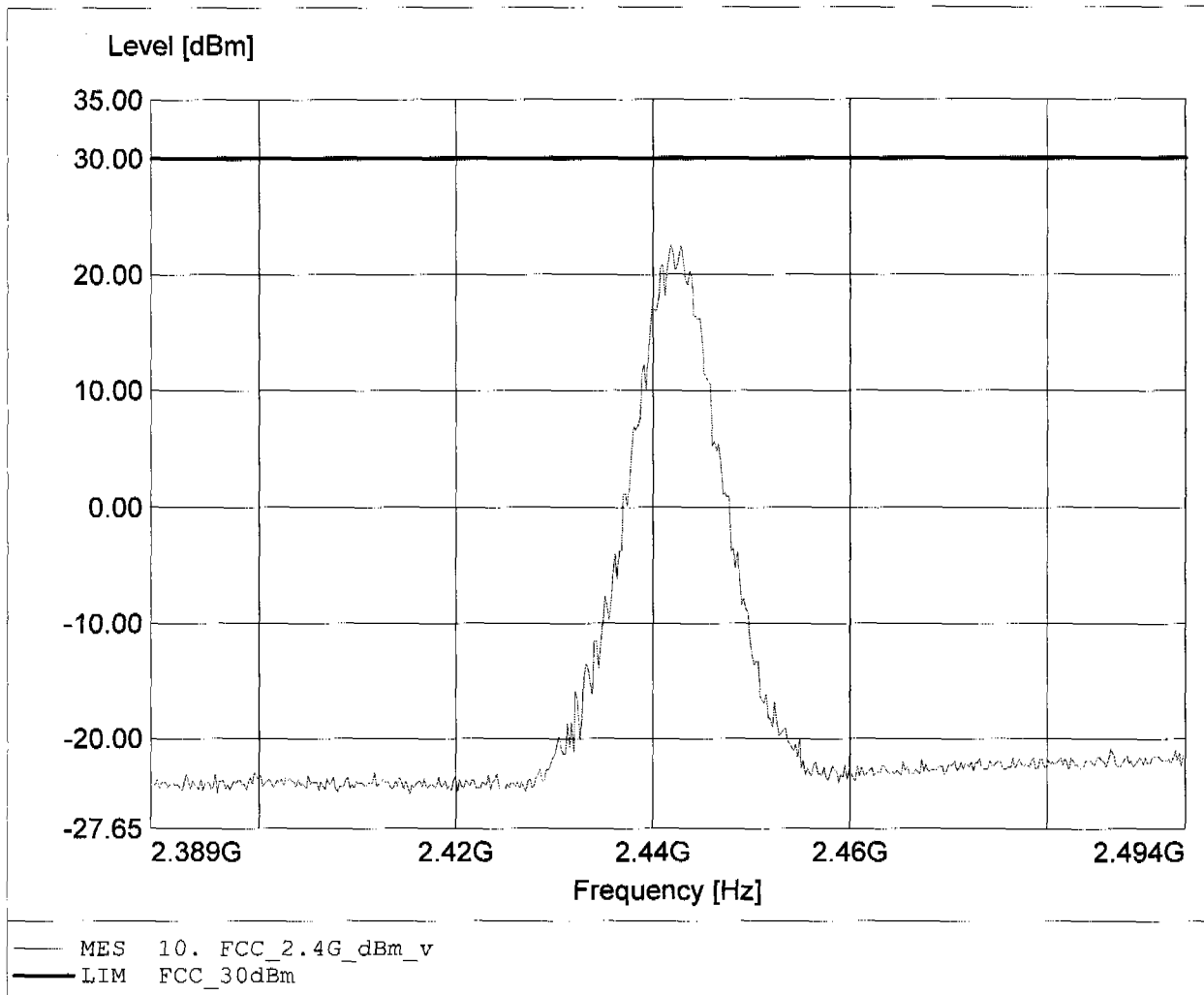
Approval Holder: KIRK telecom A/S
EUT: 2.4 GHz Communication System (portable part) / Ch.: 0
Model: PP5N 2G4
Test Site / Operator: ETS / Mr. Handrik
Temperature/ Voltage: 25°C / Unom: 3.6 V DC
Test Specification: according to §15.247
Comment 1: Dist.: 3m, Ant.: BBHA9120D
Comment 2: Freq: 2.401GHz, Pmax: 18.20dBm, RBW: 5MHz



Carrier power (dBm)

FCC RULES PART 15, SUBPART C

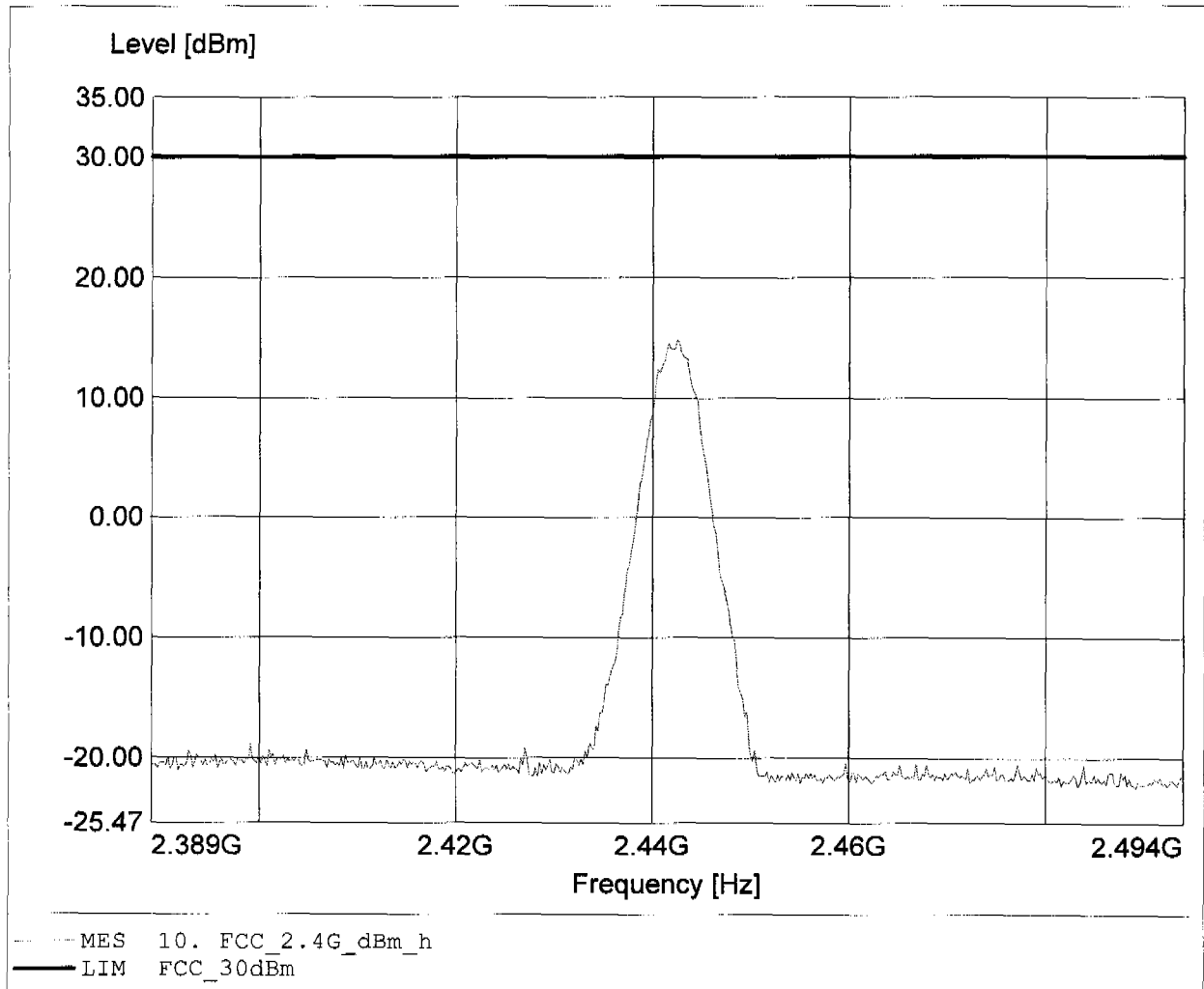
Approval Holder: KIRK telecom A/S
EUT: 2.4 GHz Communication System (portable part) / Ch.: 40
Model: PP5N 2G4
Test Site / Operator: ETS / Mr. Handrik
Temperature/ Voltage: 25°C / Unom: 3.6 V DC
Test Specification: according to §15.247
Comment 1: Dist.: 3m, Ant.: BBHA9120D
Comment 2: Freq: 2.442GHz, Pmax: 22.59dBm, RBW: 5MHz



Carrier power (dBm)

FCC RULES PART 15, SUBPART C

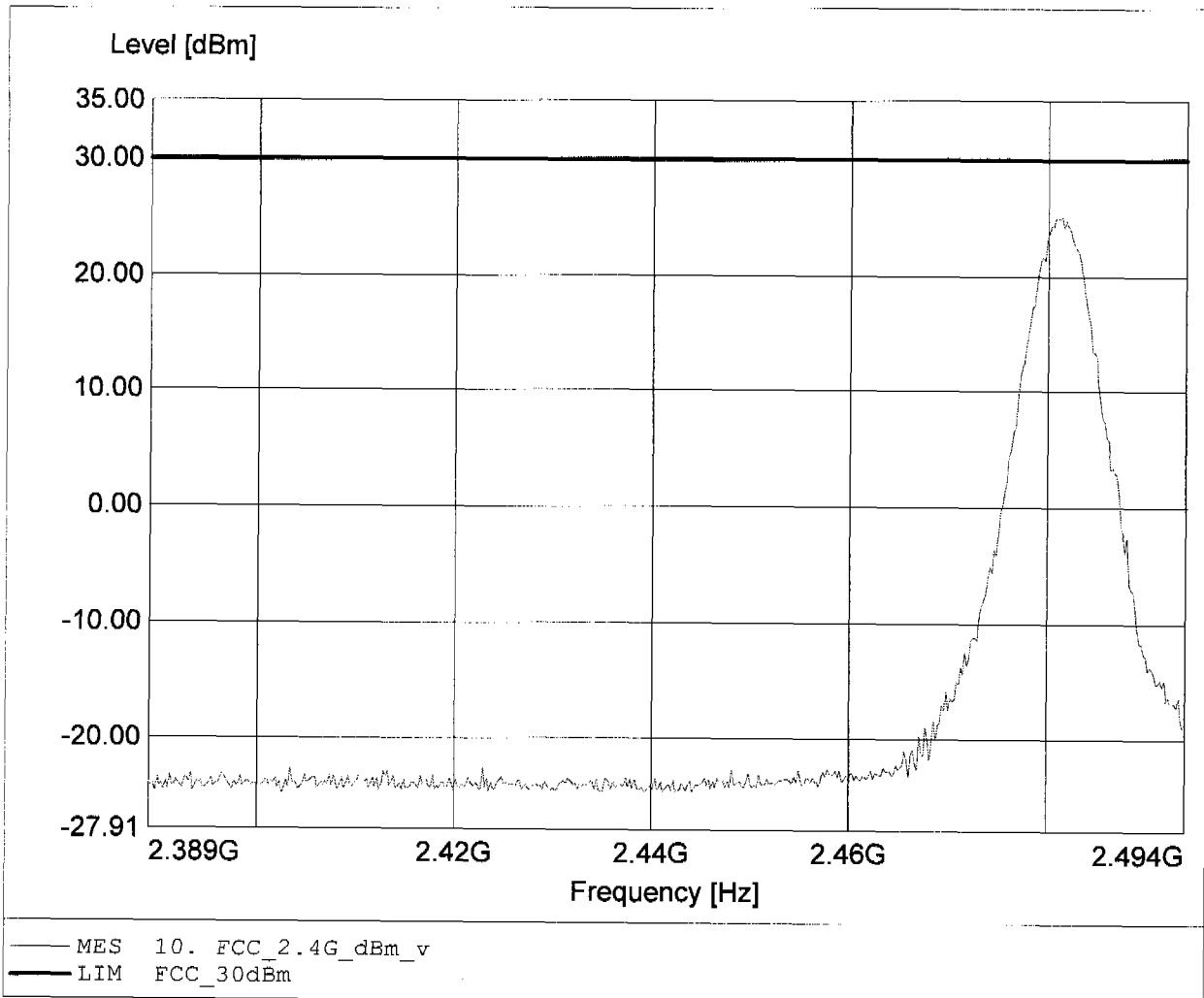
Approval Holder: KIRK telecom A/S
EUT: 2.4 GHz Communication System (portable part) / Ch.: 40
Model: PP5N 2G4
Test Site / Operator: ETS / Mr. Handrik
Temperature/ Voltage: 25°C / Unom: 3.6 V DC
Test Specification: according to §15.247
Comment 1: Dist.: 3m, Ant.: BBHA9120D
Comment 2: Freq: 2.442GHz, Pmax: 14.85dBm, RBW: 5MHz



Carrier power (dBm)

FCC RULES PART 15, SUBPART C

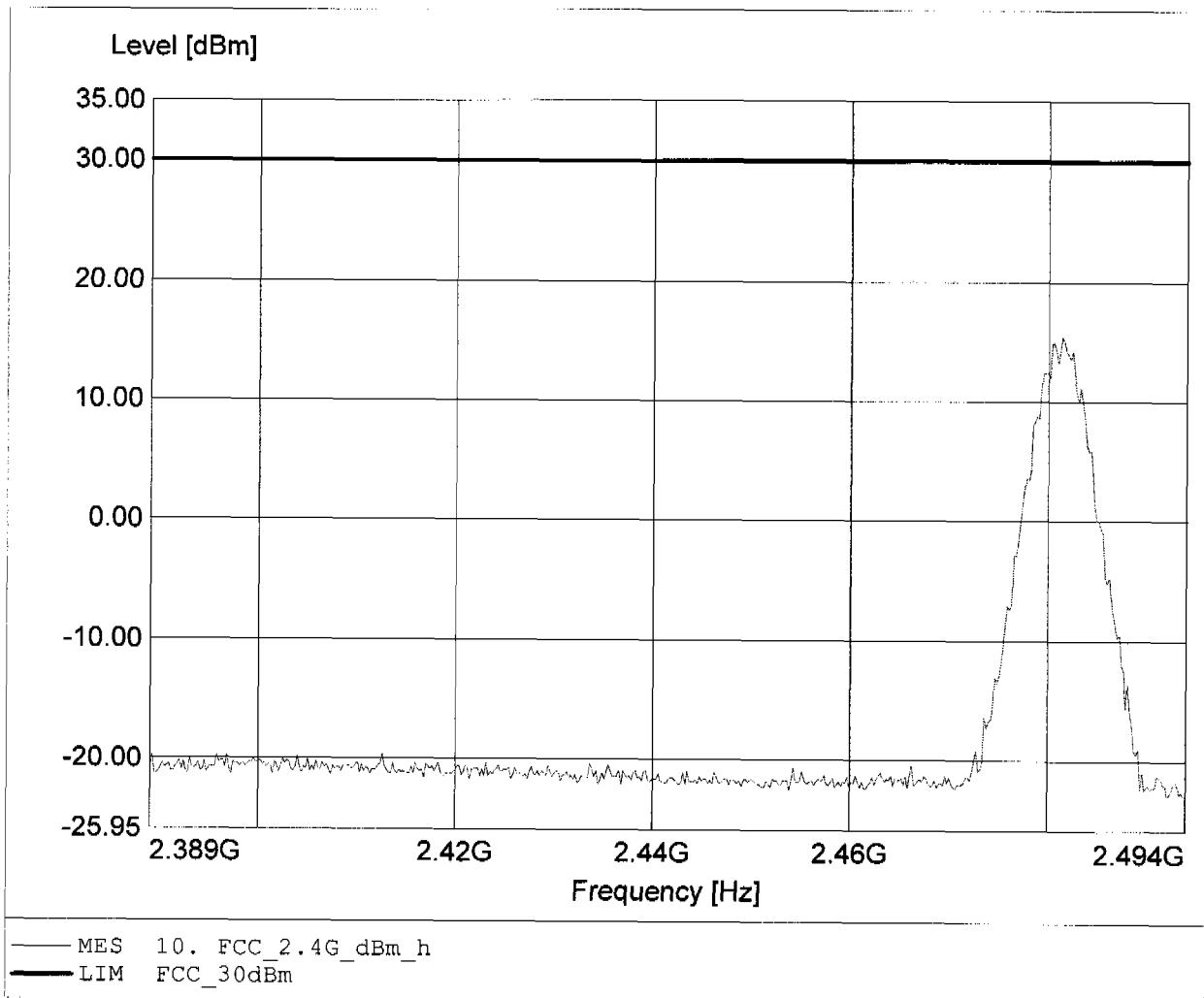
Approval Holder: KIRK telecom A/S
EUT: 2.4 GHz Communication System (portable part) / Ch.: 78
Model: PP5N 2G4
Test Site / Operator: ETS / Mr. Handrik
Temperature/ Voltage: 25°C / Unom: 3.6 V DC
Test Specification: according to §15.247
Comment 1: Dist.: 3m, Ant.: BBHA9120D
Comment 2: Freq: 2.481GHz, Pmax: 25.15dBm, RBW: 5MHz



Carrier power (dBm)

FCC RULES PART 15, SUBPART C

Approval Holder: KIRK telecom A/S
EUT: 2.4 GHz Communication System (portable part) / Ch.: 78
Model: PP5N 2G4
Test Site / Operator: ETS / Mr. Handrik
Temperature/ Voltage: 25°C / Unom: 3.6 V DC
Test Specification: according to §15.247
Comment 1: Dist.: 3m, Ant.: BBHA9120D
Comment 2: Freq: 2.481GHz, Pmax: 15.45dBm, RBW: 5MHz





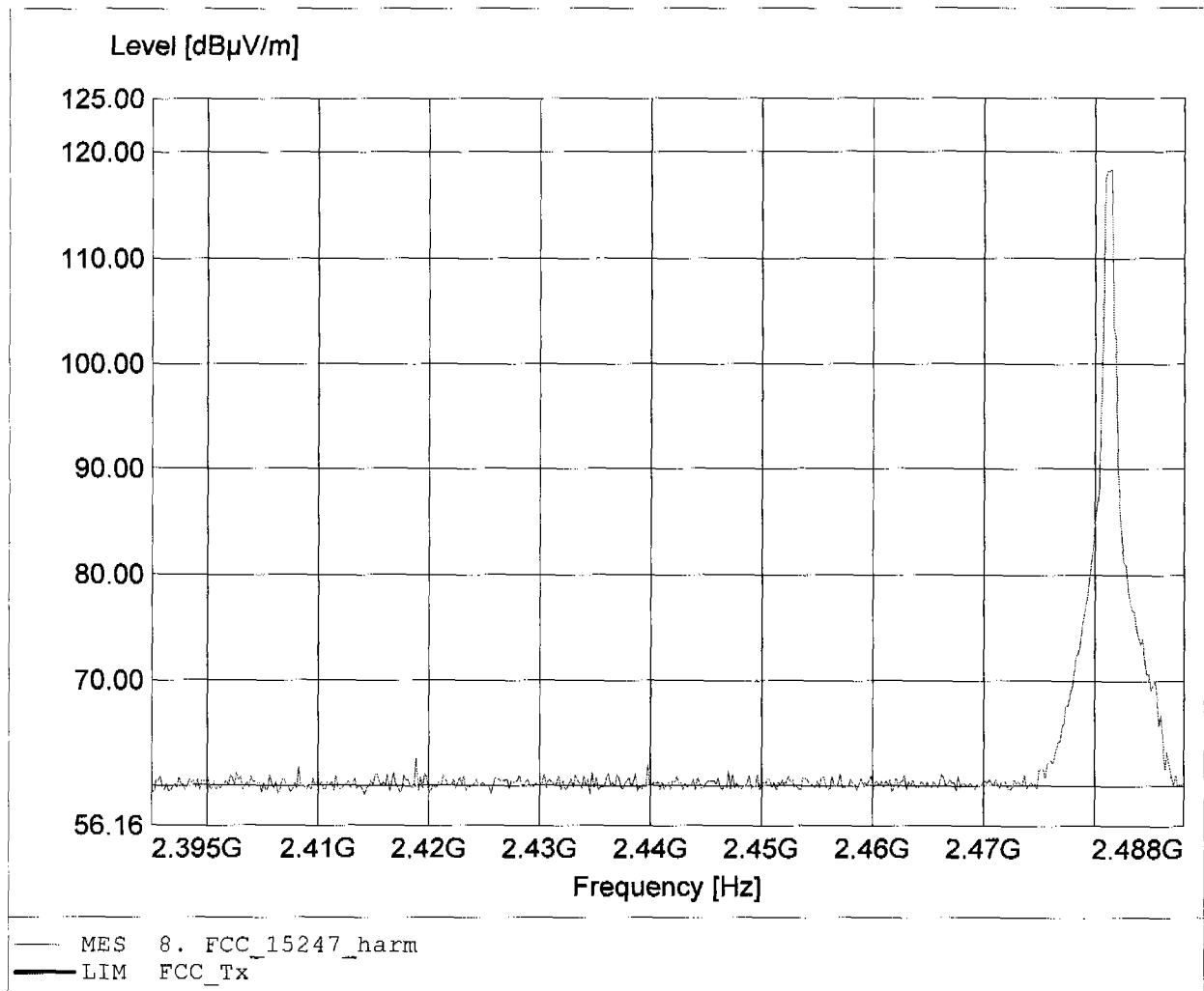
Appendix C

Spurious Emissions radiated - Transmitter operating

Carrier power (Field Strength)

FCC RULES PART 15, SUBPART C

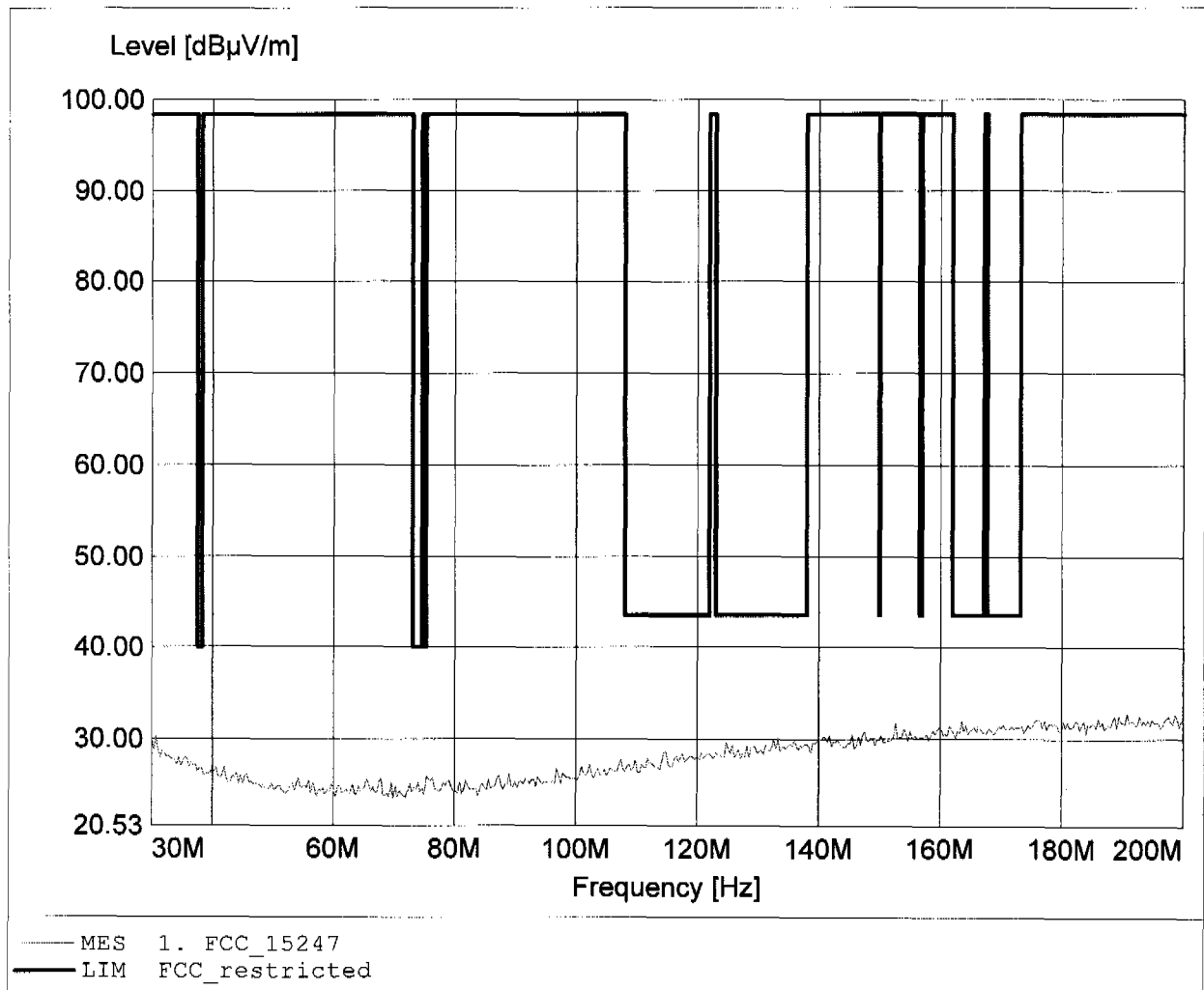
Approval Holder: KIRK telecom A/S
EUT: 2.4 GHz Communication System (portable part) / Ch.: 78
Model: PP5N 2G4
Test Site / Operator: ETS / Mr. Handrik
Temperature/ Voltage: 25°C / Unom: 3.6 V DC
Test Specification: according to §15.247
Comment 1: Dist.: 3m, Ant.: BBHA9120D
Comment 2: Freq: 2.481GHz, Emax: 118.40dBµV/m, RBW: 100kHz



Spurious emissions Field Strength

FCC RULES PART 15, SUBPART C

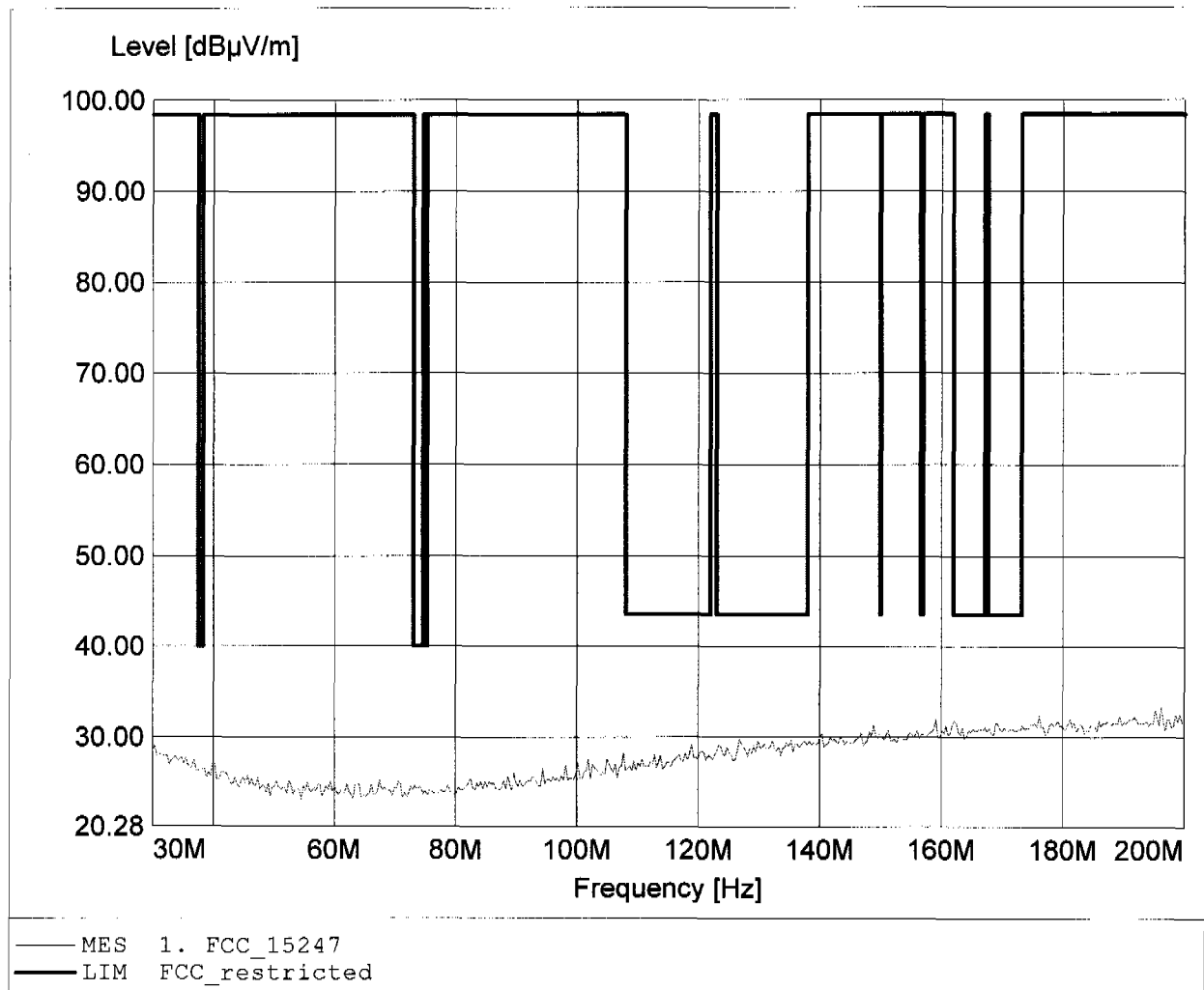
Approval Holder: KIRK telecom A/S
EUT: 2.4 GHz Communication System (portable part) / Ch.: 0
Model: PP5N 2G4
Test Site / Operator: ETS / Mr. Handrik
Temperature/ Voltage: 25°C / Unom: 3.6 V DC
Test Specification: according to §15.247
Comment 1: Dist.: 3m, Ant.: HK 116
Comment 2: Freq: 190.802MHz, Emax: 32.82dBµV/m, RBW: 100kHz



Spurious emissions Field Strength

FCC RULES PART 15, SUBPART C

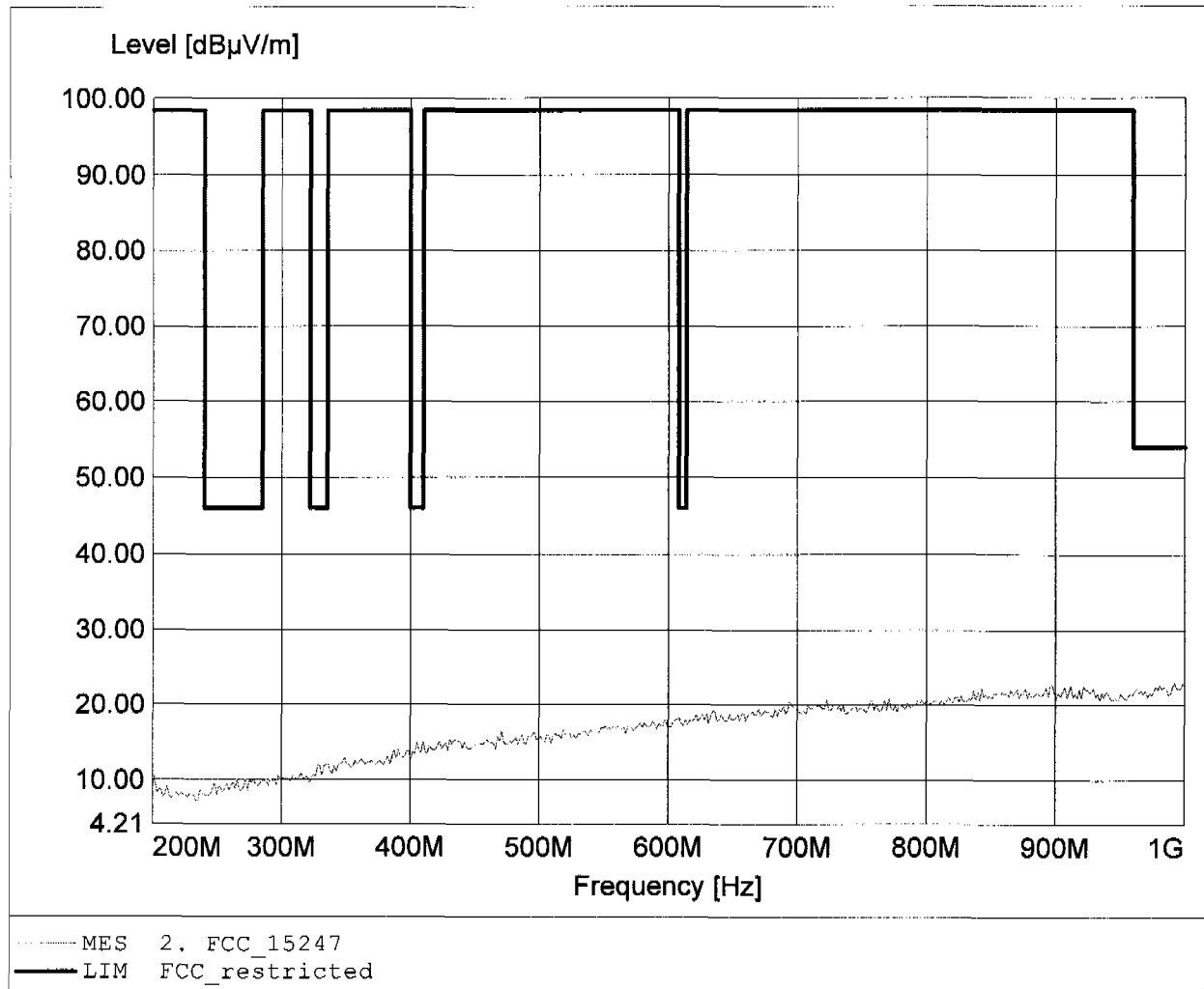
Approval Holder: KIRK telecom A/S
EUT: 2.4 GHz Communication System (portable part) / Ch.: 0
Model: PP5N 2G4
Test Site / Operator: ETS / Mr. Handrik
Temperature/ Voltage: 25°C / Unom: 3.6 V DC
Test Specification: according to S15.247
Comment 1: Dist.: 3m, Ant.: HK 116
Comment 2: Freq: 196.253MHz, Emax: 33.41dBµV/m, RBW: 100kHz



Spurious emissions Field Strength

FCC RULES PART 15, SUBPART C

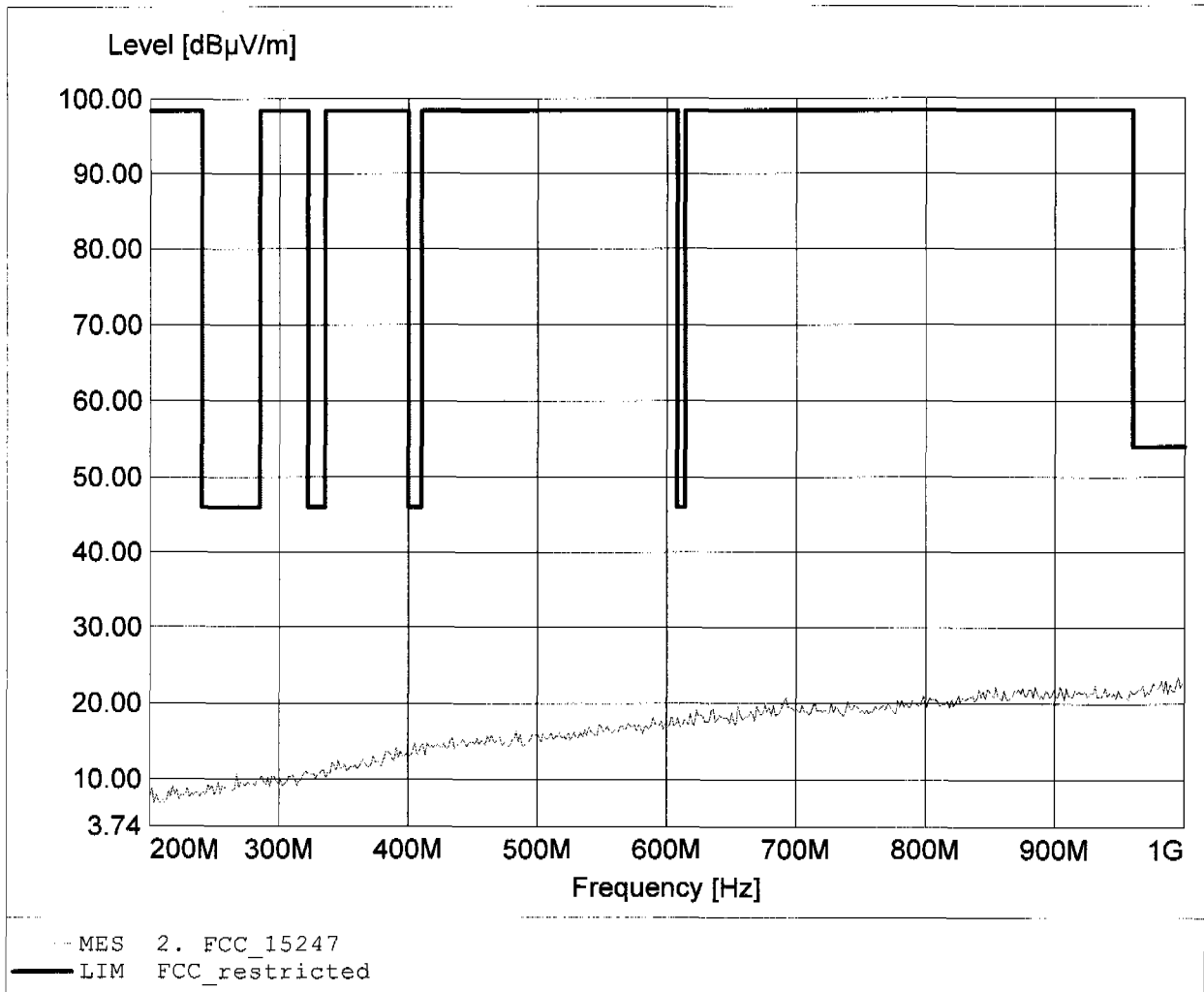
Approval Holder: KIRK telecom A/S
EUT: 2.4 GHz Communication System (portable part) / Ch.: 0
Model: PP5N 2G4
Test Site / Operator: ETS / Mr. Handrik
Temperature/ Voltage: 25°C / Unom: 3.6 V DC
Test Specification: according to S15.247
Comment 1: Dist.: 3m, Ant.: HL 223, amplif.
Comment 2: Freq: 991.984MHz, Emax: 23.04dBuV/m, RBW: 100kHz



Spurious emissions Field Strength

FCC RULES PART 15, SUBPART C

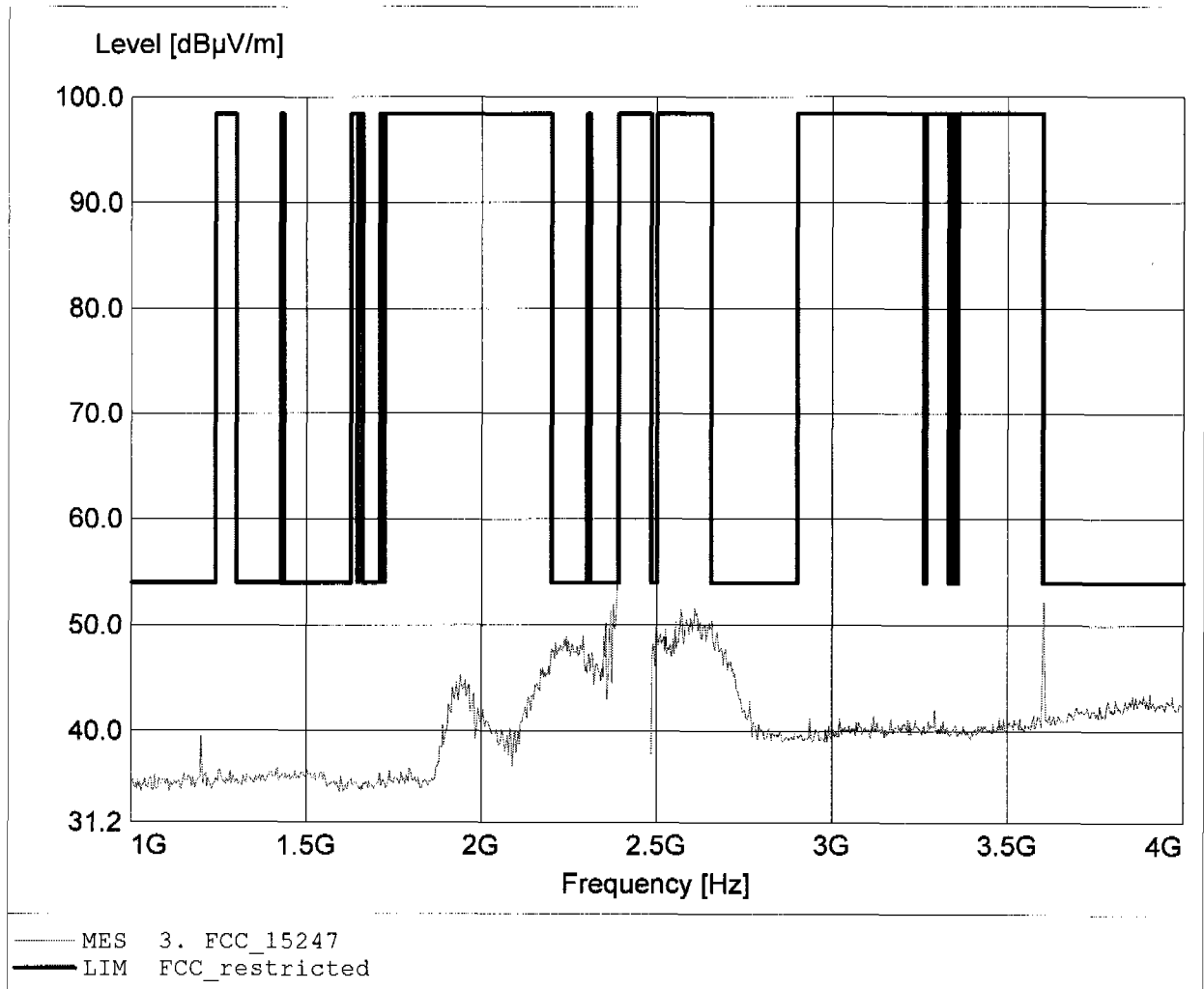
Approval Holder: KIRK telecom A/S
EUT: 2.4 GHz Communication System (portable part) / Ch.: 0
Model: PP5N 2G4
Test Site / Operator: ETS / Mr. Handrik
Temperature/ Voltage: 25°C / Unom: 3.6 V DC
Test Specification: according to §15.247
Comment 1: Dist.: 3m, Ant.: HL 223, amplif.
Comment 2: Freq: 995.190MHz, Emax: 23.51dBµV/m, RBW: 100kHz



Spurious emissions Field Strength

FCC RULES PART 15, SUBPART C

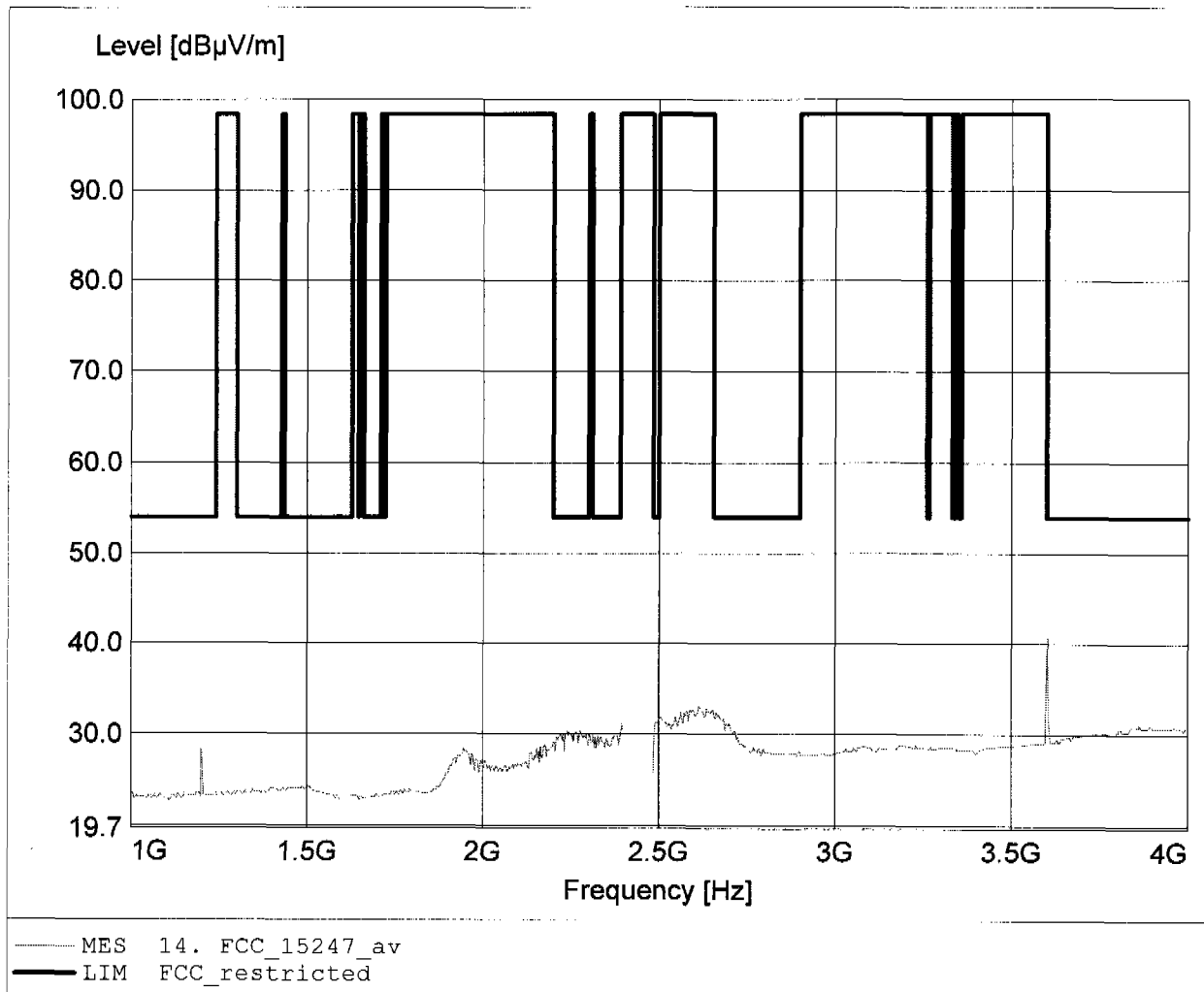
Approval Holder: KIRK telecom A/S
EUT: 2.4 GHz Communication System (portable part) / Ch.: 0
Model: PP5N 2G4
Test Site / Operator: ETS / Mr. Handrik
Temperature/ Voltage: 25°C / Unom: 3.6 V DC
Test Specification: according to S15.247, peak detector
Comment 1: Dist.: 3m, Ant.: BBHA9120D, amplif.
Comment 2: Freq: 2.397GHz, Emax: 77.04dB μ V/m, RBW: 1MHz



Spurious emissions Field Strength

FCC RULES PART 15, SUBPART C

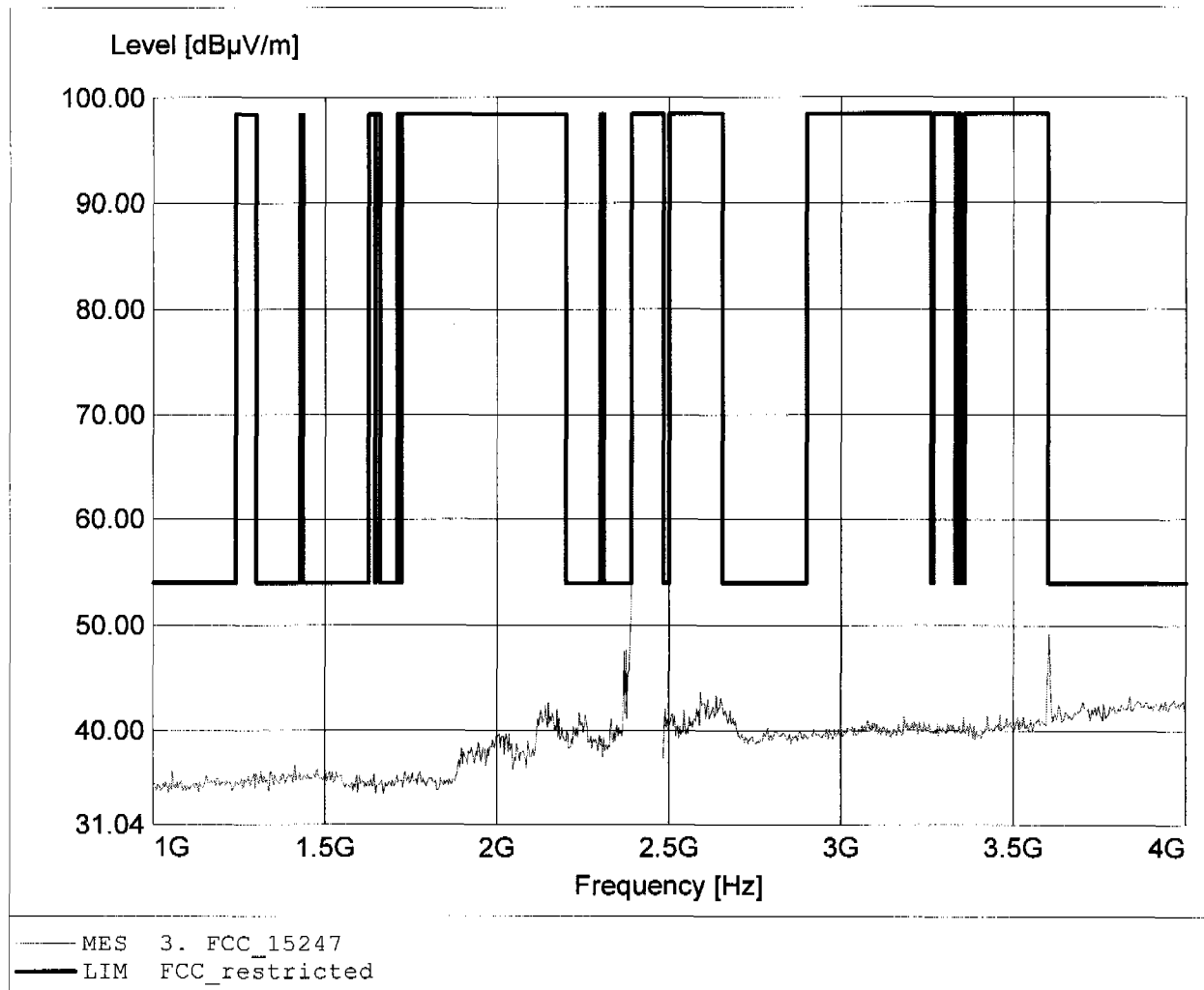
Approval Holder: KIRK telecom A/S
EUT: 2.4 GHz Communication System (portable part) / Ch.: 0
Model: PP5N 2G4
Test Site / Operator: ETS / Mr. Handrik
Temperature/ Voltage: 25°C / Unom: 3.6 V DC
Test Specification: according to §15.247, average detector
Comment 1: Dist.: 3m, Ant.: BBHA9120D, amplif.
Comment 2: Freq: 3.602GHz, Emax: 40.60dBuV/m, RBW: 1MHz



Spurious emissions Field Strength

FCC RULES PART 15, SUBPART C

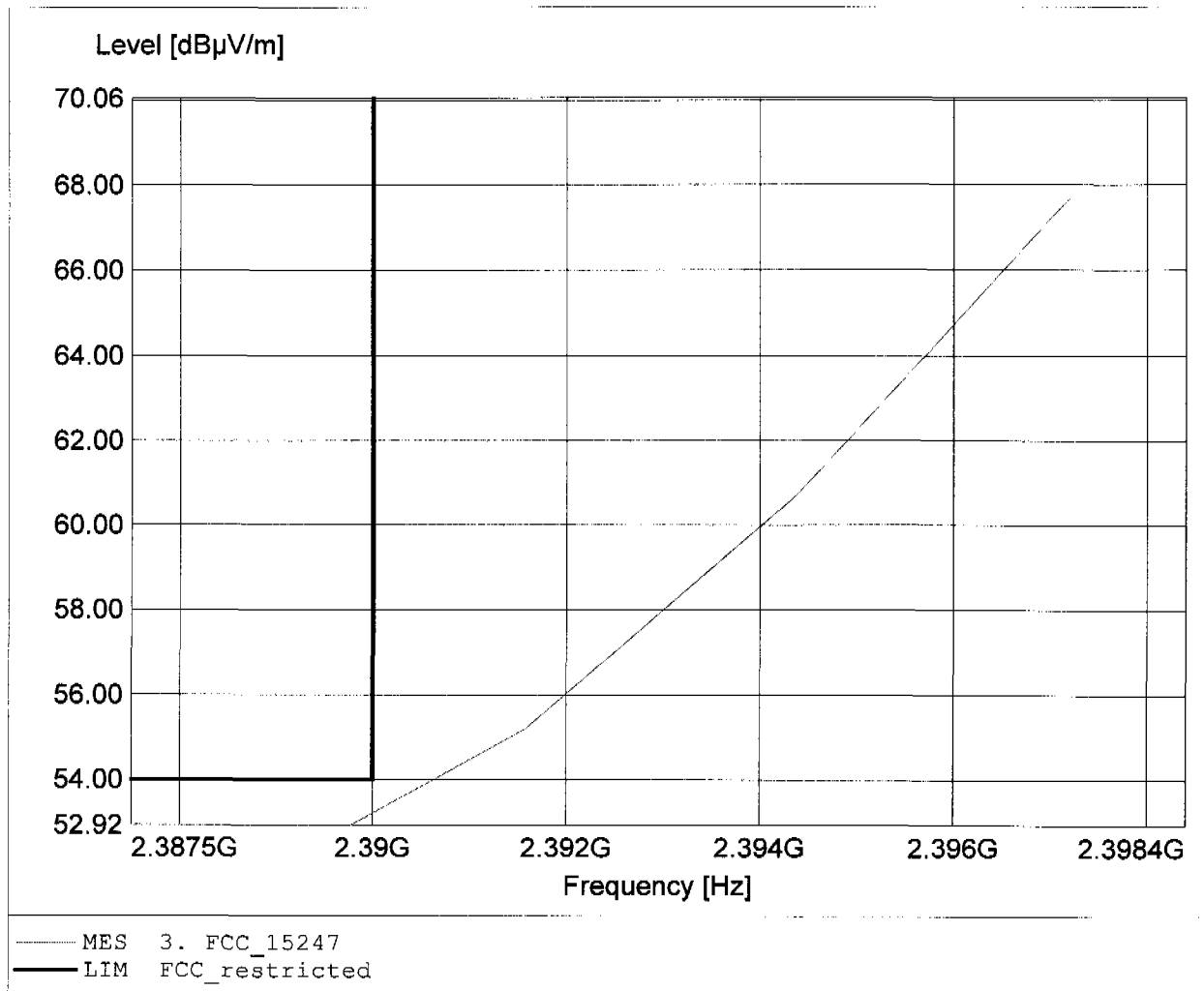
Approval Holder: KIRK telecom A/S
EUT: 2.4 GHz Communication System (portable part) / Ch.: 0
Model: PP5N 2G4
Test Site / Operator: ETS / Mr. Handrik
Temperature/ Voltage: 25°C / Unom: 3.6 V DC
Test Specification: according to §15.247, peak detector
Comment 1: Dist.: 3m, Ant.: BBHA9120D, amplif.
Comment 2: Freq: 2.397GHz, Emax: 67.69dBµV/m, RBW: 1MHz



Spurious emissions Field Strength

FCC RULES PART 15, SUBPART C

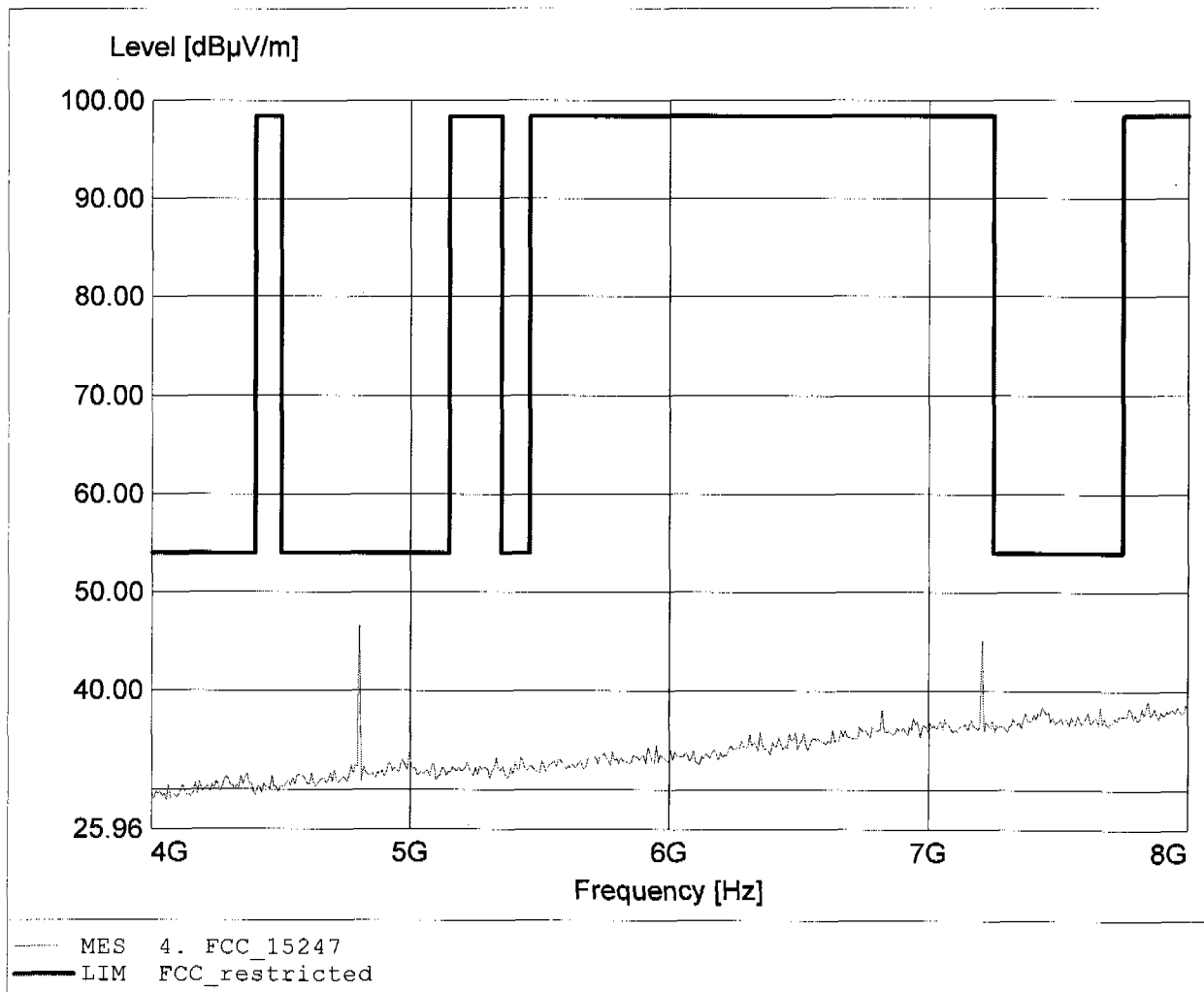
Approval Holder: KIRK telecom A/S
EUT: 2.4 GHz Communication System (portable part) / Ch.: 0
Model: PP5N 2G4
Test Site / Operator: ETS / Mr. Handrik
Temperature/ Voltage: 25°C / Unom: 3.6 V DC
Test Specification: according to §15.247, peak detector
Comment 1: Dist.: 3m, Ant.: BBHA9120D, amplif.
Comment 2: Freq: 2.397GHz, Emax: 67.69dBµV/m, RBW: 1MHz



Spurious emissions Field Strength

FCC RULES PART 15, SUBPART C

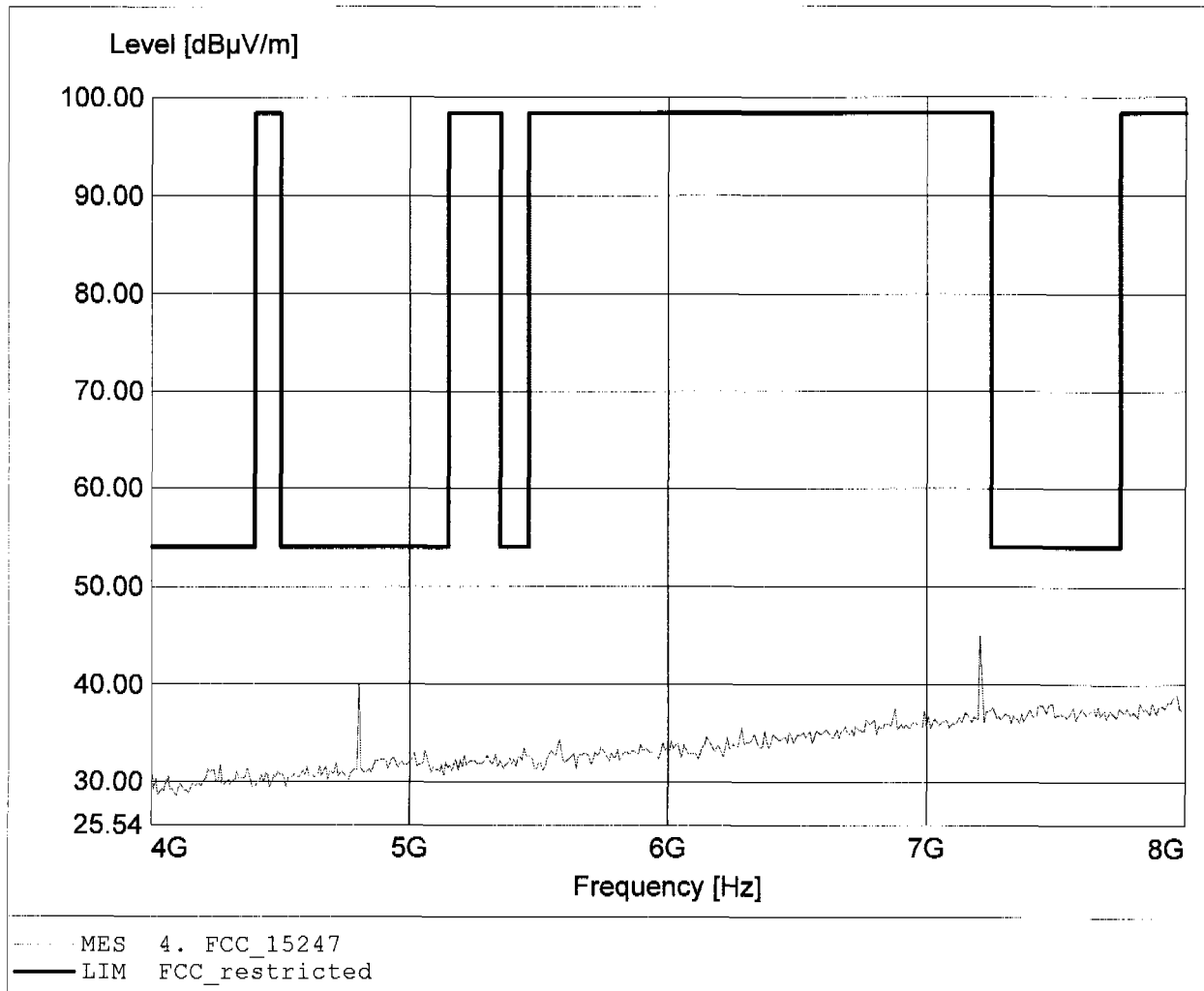
Approval Holder: KIRK telecom A/S
EUT: 2.4 GHz Communication System (portable part) / Ch.: 0
Model: PP5N 2G4
Test Site / Operator: ETS / Mr. Handrik
Temperature/ Voltage: 25°C / Unom: 3.6 V DC
Test Specification: according to S15.247, peak detector
Comment 1: Dist.: 3m, Ant.: BBHA9120D, ampl.+HP.
Comment 2: Freq: 4.802GHz, Emax: 46.53dB μ V/m, RBW: 1MHz



Spurious emissions Field Strength

FCC RULES PART 15, SUBPART C

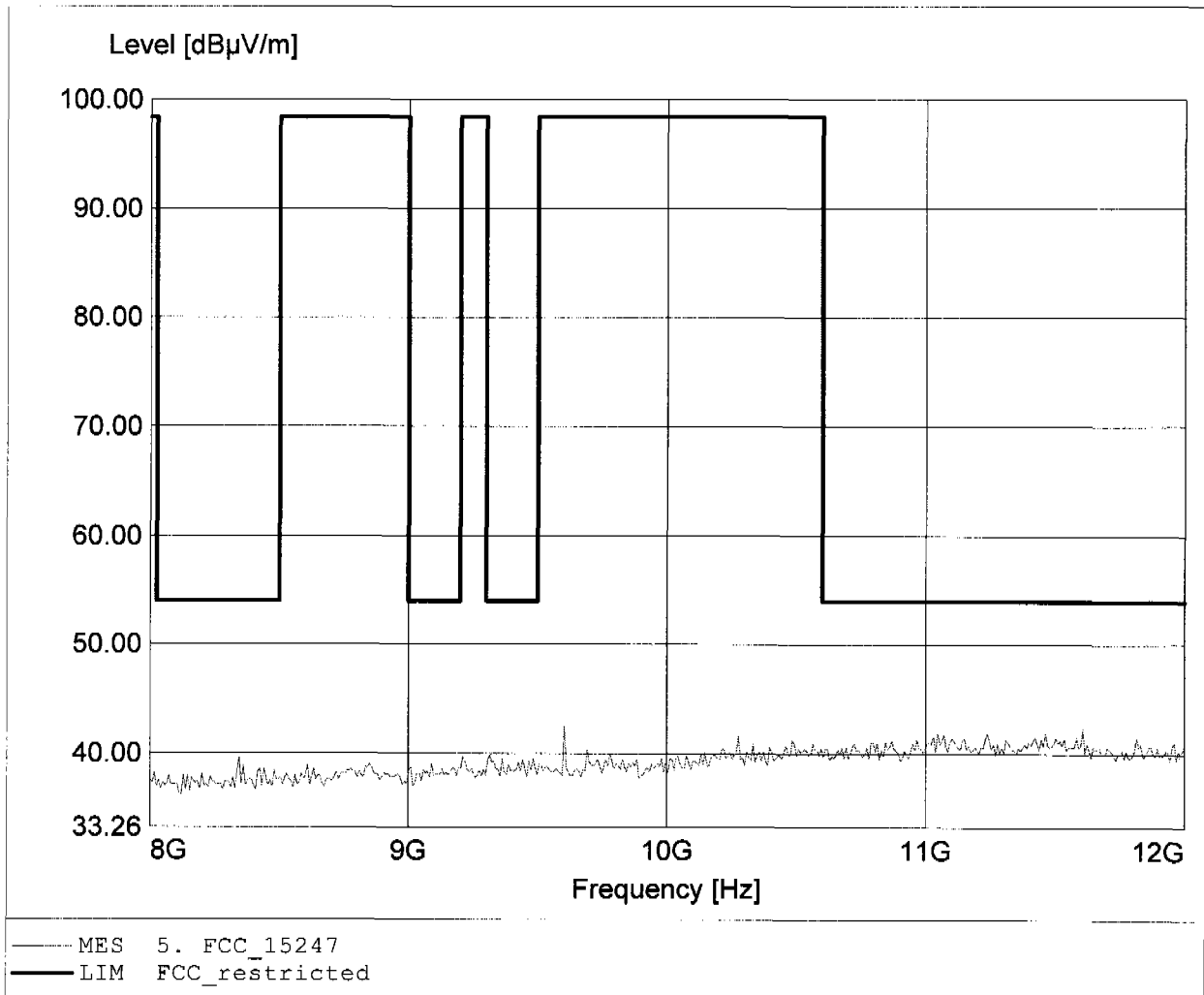
Approval Holder: KIRK telecom A/S
EUT: 2.4 GHz Communication System (portable part) / Ch.: 0
Model: PP5N 2G4
Test Site / Operator: ETS / Mr. Handrik
Temperature/ Voltage: 25°C / Unom: 3.6 V DC
Test Specification: according to S15.247, peak detector
Comment 1: Dist.: 3m, Ant.: BBHA9120D, ampl.+HP.
Comment 2: Freq: 7.206GHz, Emax: 45.02dB μ V/m, RBW: 1MHz



Spurious emissions Field Strength

FCC RULES PART 15, SUBPART C

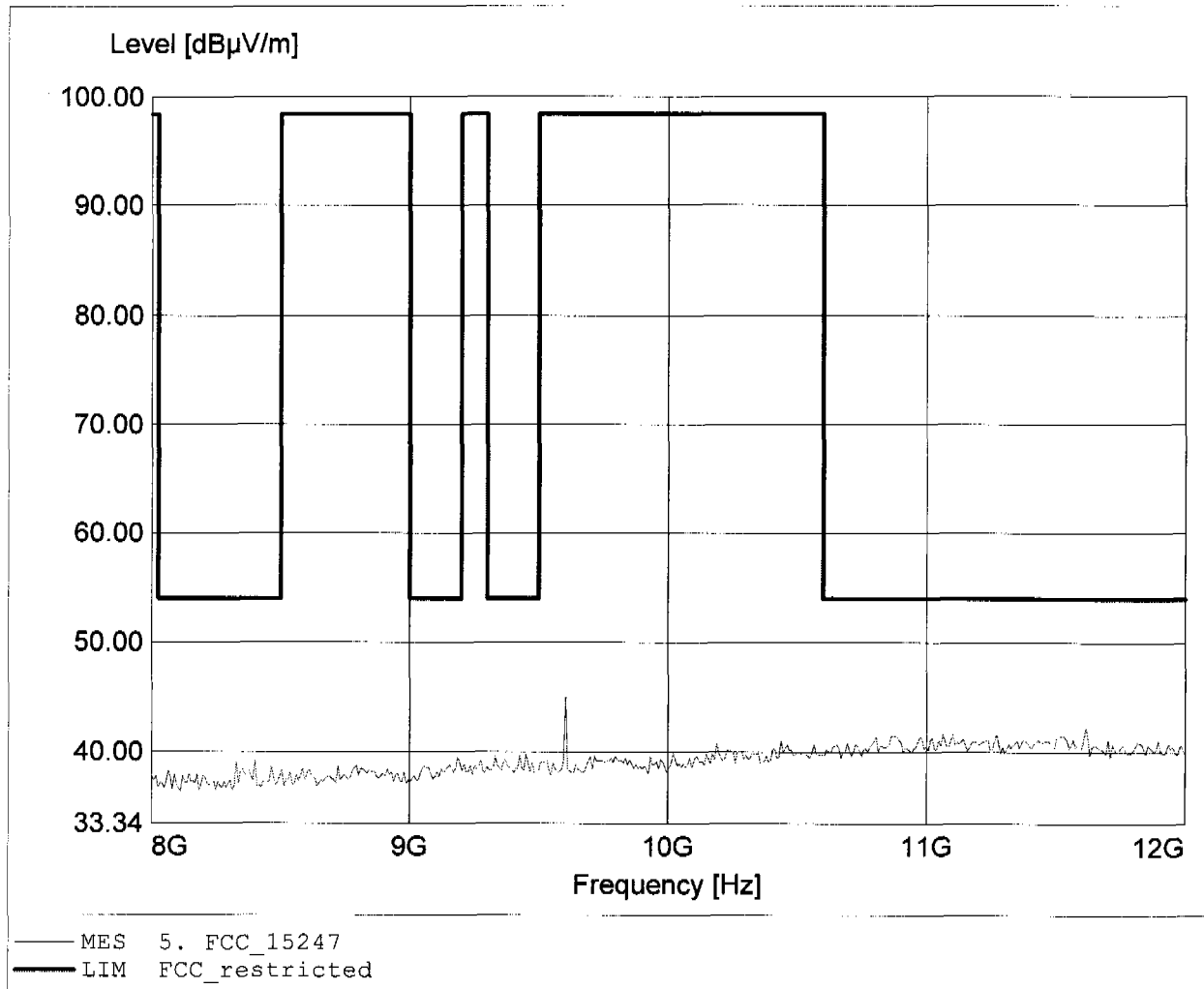
Approval Holder: KIRK telecom A/S
EUT: 2.4 GHz Communication System (portable part) / Ch.: 0
Model: PP5N 2G4
Test Site / Operator: ETS / Mr. Handrik
Temperature/ Voltage: 25°C / Unom: 3.6 V DC
Test Specification: according to §15.247, peak detector
Comment 1: Dist.: 3m, Ant.: BBHA9120D, ampl.+HP.
Comment 2: Freq: 9.603GHz, Emax: 42.53dBµV/m, RBW: 1MHz



Spurious emissions Field Strength

FCC RULES PART 15, SUBPART C

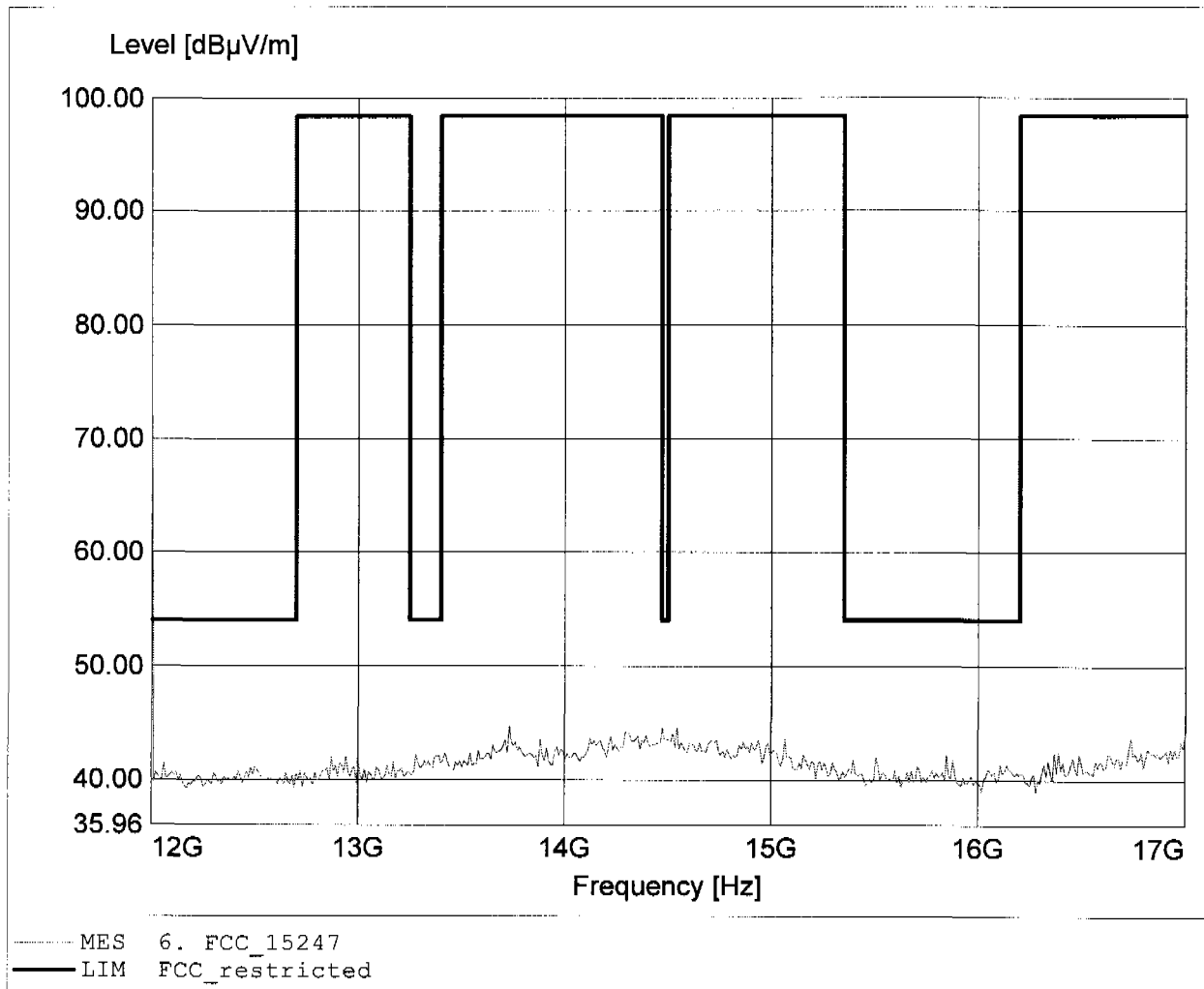
Approval Holder: KIRK telecom A/S
EUT: 2.4 GHz Communication System (portable part) / Ch.: 0
Model: PP5N 2G4
Test Site / Operator: ETS / Mr. Handrik
Temperature/ Voltage: 25°C / Unom: 3.6 V DC
Test Specification: according to S15.247, peak detector
Comment 1: Dist.: 3m, Ant.: BBHA9120D, ampl.+HP.
Comment 2: Freq: 9.603GHz, Emax: 45.03dB μ V/m, RBW: 1MHz



Spurious emissions Field Strength

FCC RULES PART 15, SUBPART C

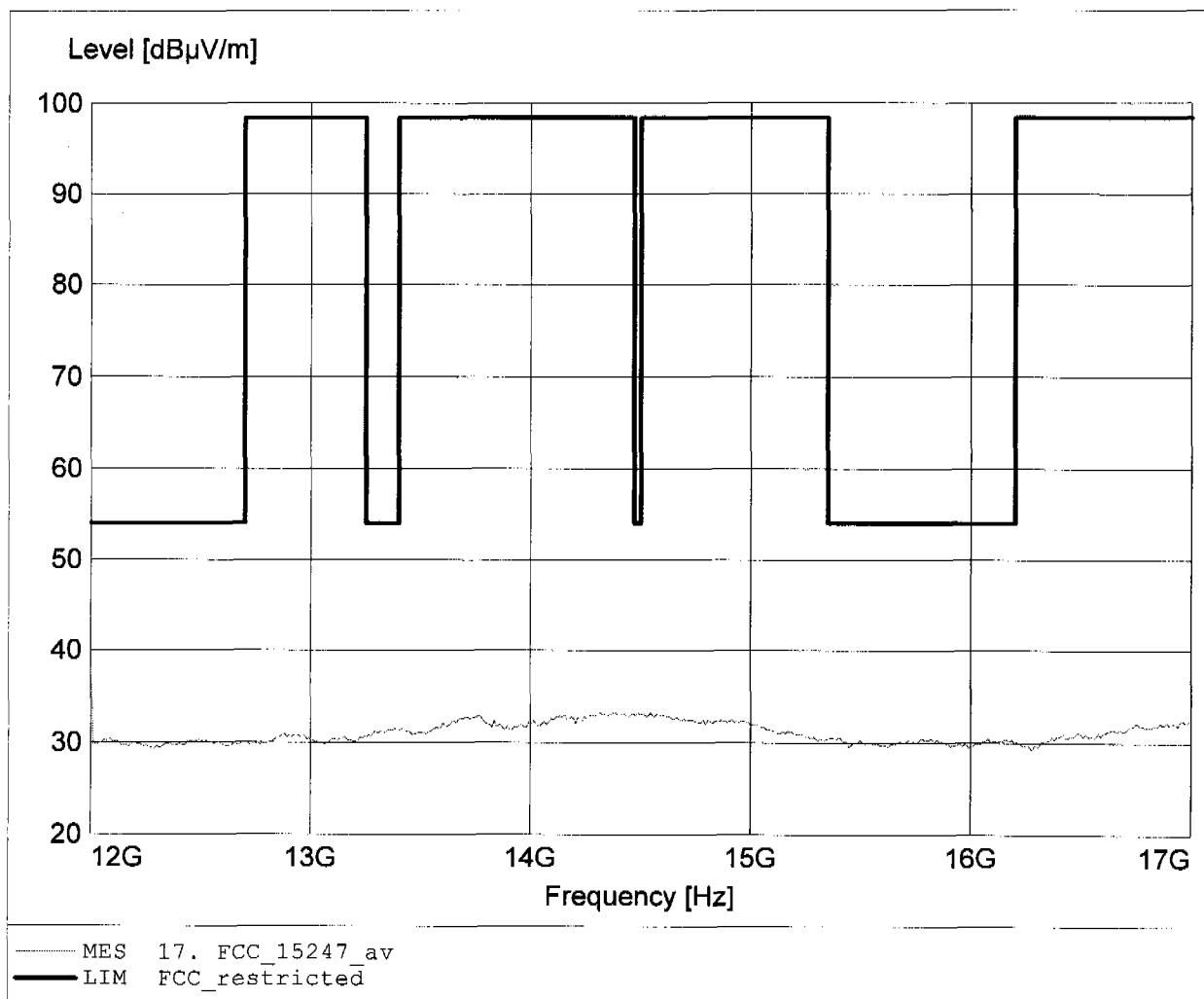
Approval Holder: KIRK telecom A/S
EUT: 2.4 GHz Communication System (portable part) / Ch.: 0
Model: PP5N 2G4
Test Site / Operator: ETS / Mr. Handrik
Temperature/ Voltage: 25°C / Unom: 3.6 V DC
Test Specification: according to §15.247, peak detector
Comment 1: Dist.: 3m, Ant.: BBHA9120D, ampl.+HP.
Comment 2: Freq: 12.000GHz, Emax: 71.98dBµV/m, RBW: 1MHz



Spurious emissions Field Strength

FCC RULES PART 15, SUBPART C

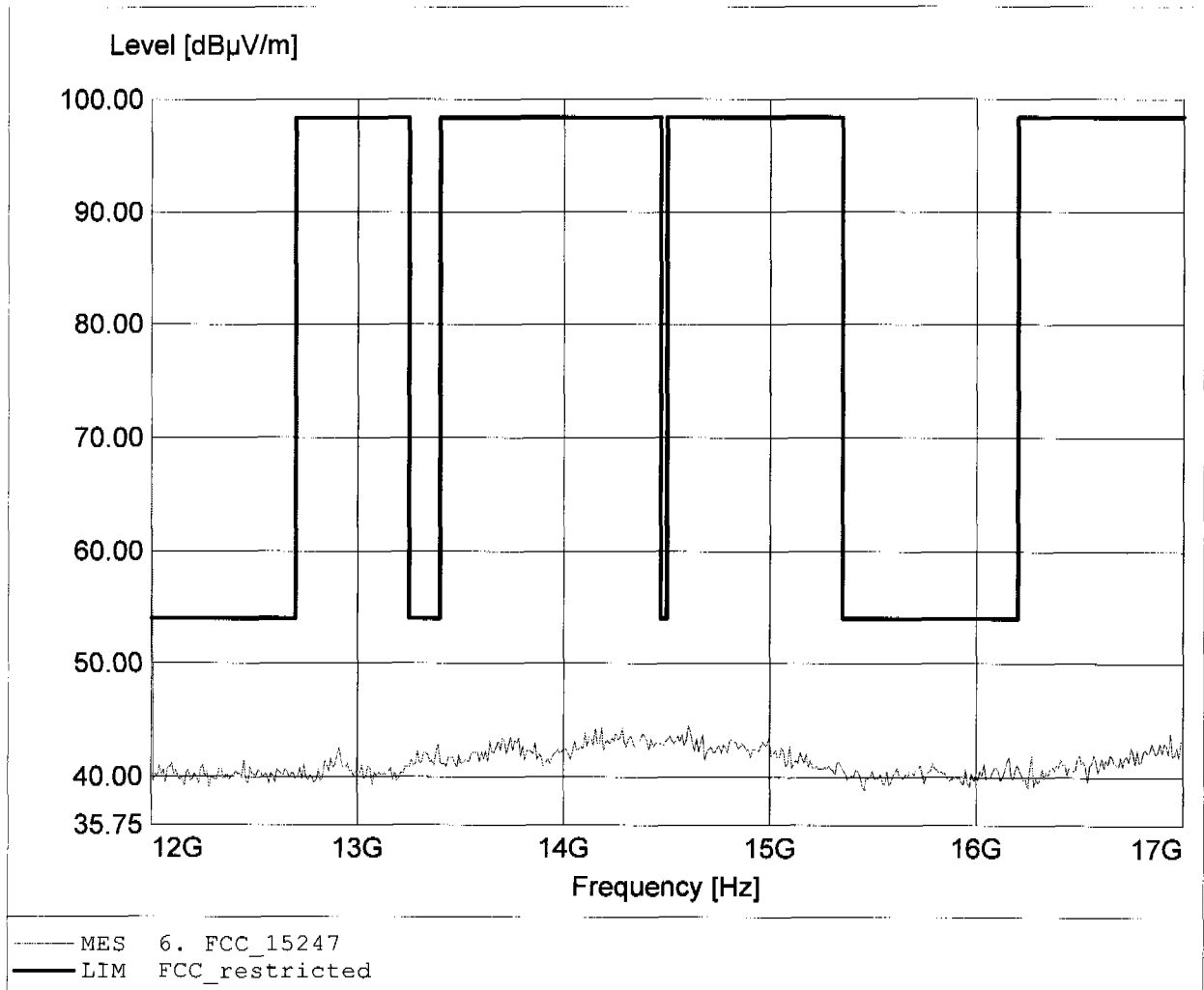
Approval Holder: KIRK telecom A/S
EUT: 2.4 GHz Communication System (portable part) / Ch.: 0
Model: PP5N 2G4
Test Site / Operator: ETS / Mr. Handrik
Temperature/ Voltage: 25°C / Unom: 3.6 V DC
Test Specification: according to §15.247, average detector
Comment 1: Dist.: 3m, Ant.: BBHA9120D, ampl.+HP.
Comment 2: Freq: 12.000GHz, Emax: 38.66dBµV/m, RBW: 1MHz



Spurious emissions Field Strength

FCC RULES PART 15, SUBPART C

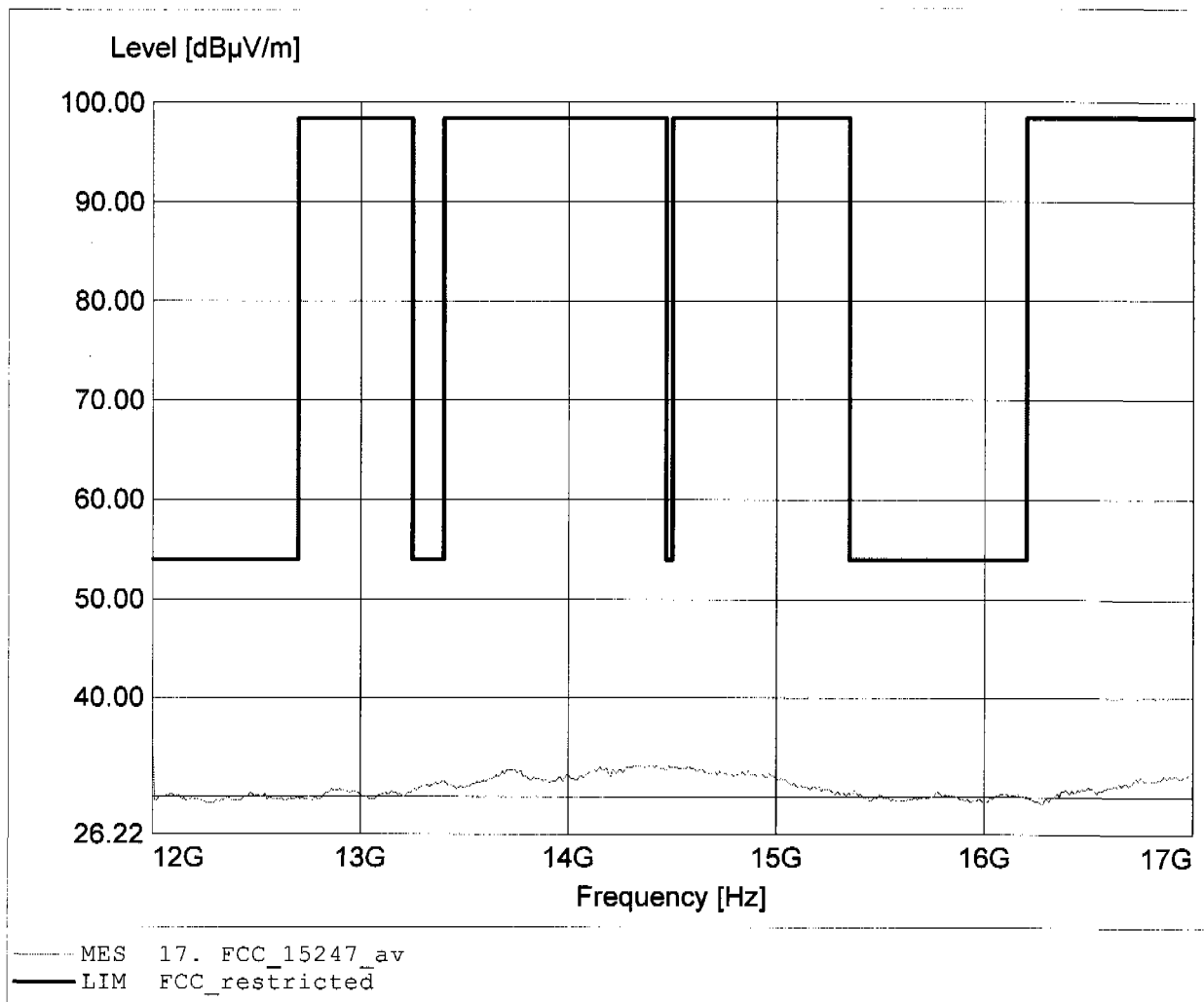
Approval Holder: KIRK telecom A/S
EUT: 2.4 GHz Communication System (portable part) / Ch.: 0
Model: PP5N 2G4
Test Site / Operator: ETS / Mr. Handrik
Temperature/ Voltage: 25°C / Unom: 3.6 V DC
Test Specification: according to §15.247, peak detector
Comment 1: Dist.: 3m, Ant.: BBHA9120D, ampl.+HP.
Comment 2: Freq: 12.000GHz, Emax: 65.89dBµV/m, RBW: 1MHz



Spurious emissions Field Strength

FCC RULES PART 15, SUBPART C

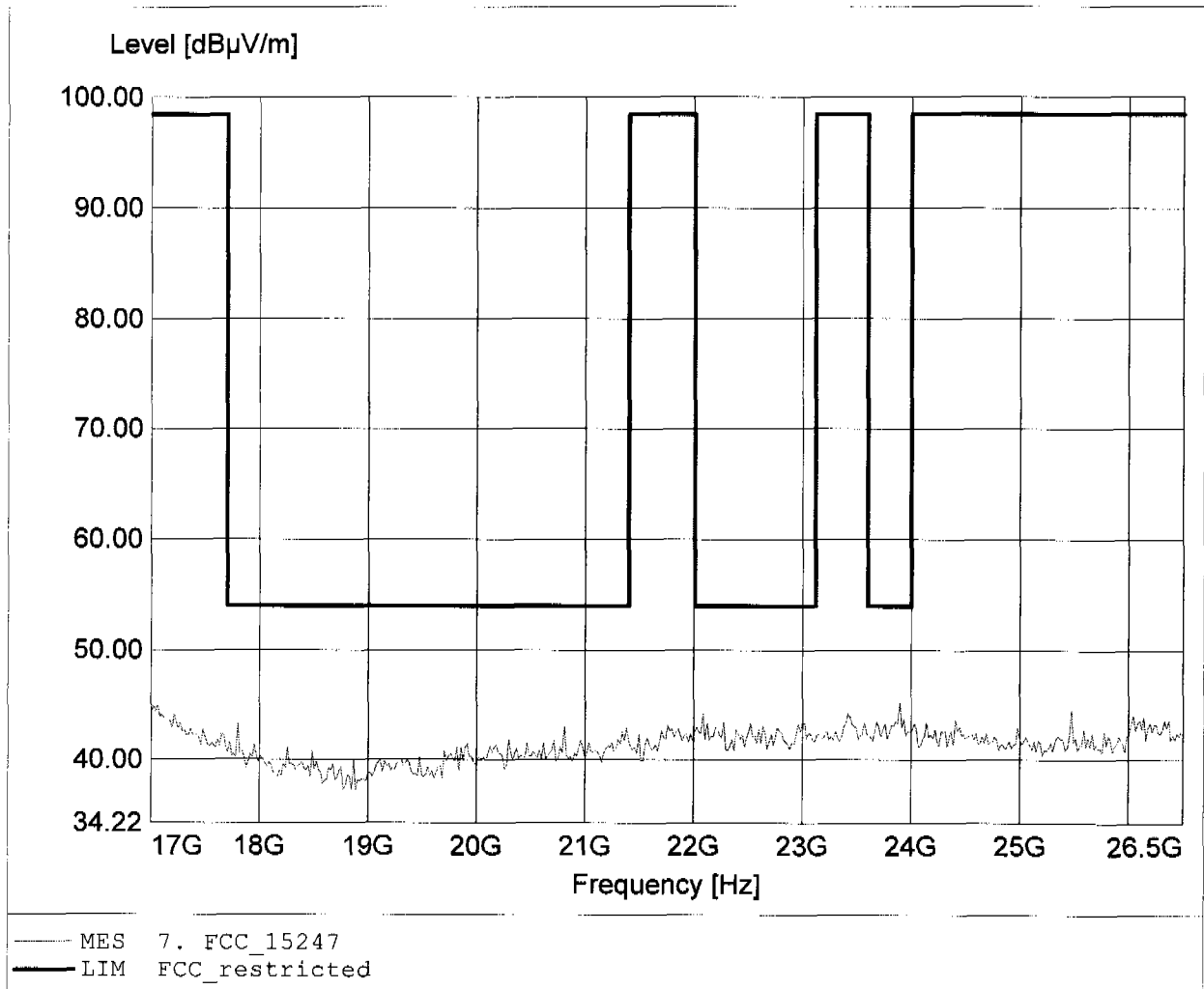
Approval Holder: KIRK telecom A/S
EUT: 2.4 GHz Communication System (portable part) / Ch.: 0
Model: PP5N 2G4
Test Site / Operator: ETS / Mr. Handrik
Temperature/ Voltage: 25°C / Unom: 3.6 V DC
Test Specification: according to §15.247, average detector
Comment 1: Dist.: 3m, Ant.: BBHA9120D, ampl.+HP.
Comment 2: Freq: 12.000GHz, Emax: 35.72dBµV/m, RBW: 1MHz



Spurious emissions Field Strength

FCC RULES PART 15, SUBPART C

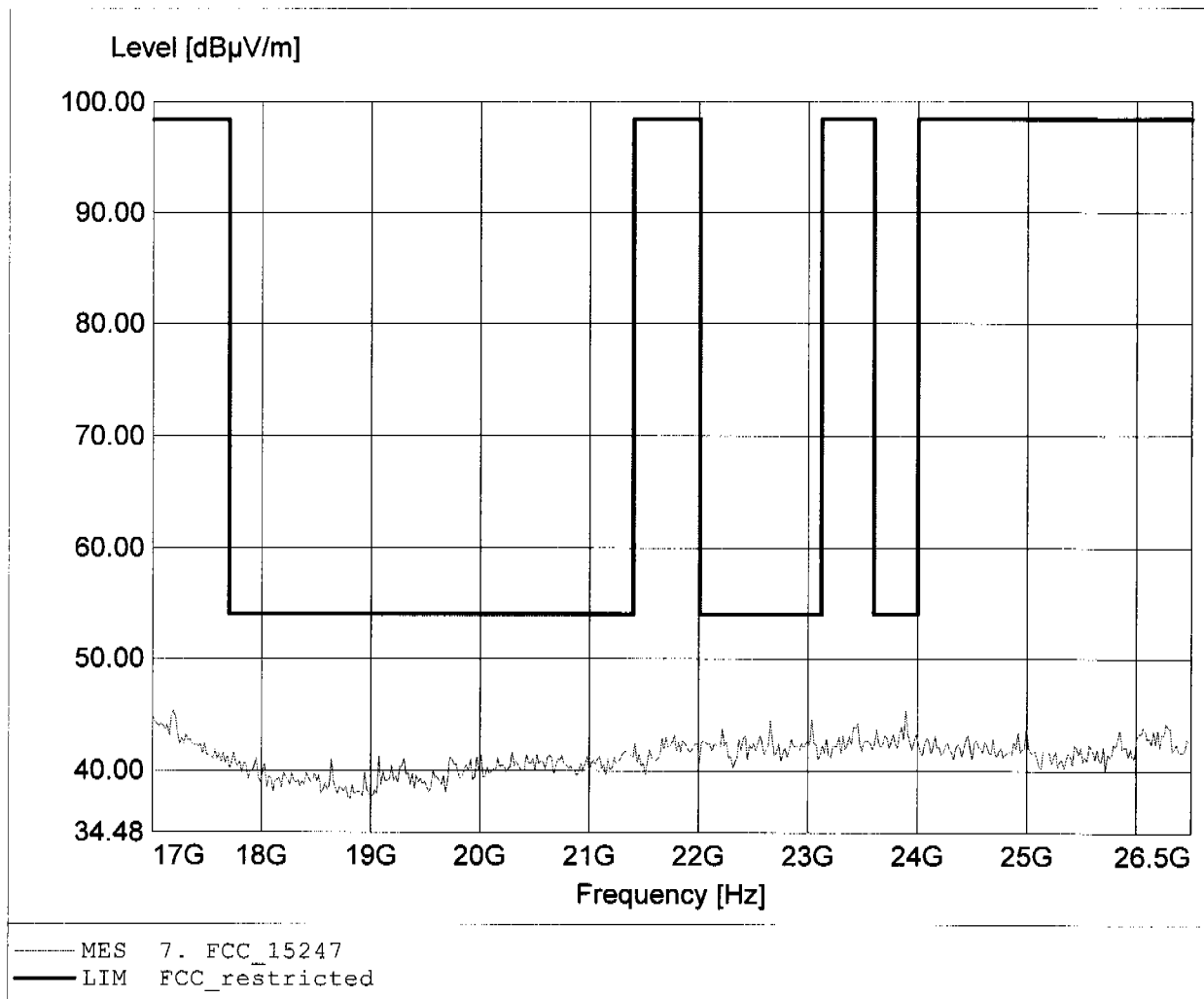
Approval Holder: KIRK telecom A/S
EUT: 2.4 GHz Communication System (portable part) / Ch.: 0
Model: PP5N 2G4
Test Site / Operator: ETS / Mr. Handrik
Temperature/ Voltage: 25°C / Unom: 3.6 V DC
Test Specification: according to S15.247, peak detector
Comment 1: Dist.: 3m, Ant.: HL025, amplif.
Comment 2: Freq: 23.892GHz, Emax: 45.21dB μ V/m, RBW: 1MHz



Spurious emissions Field Strength

FCC RULES PART 15, SUBPART C

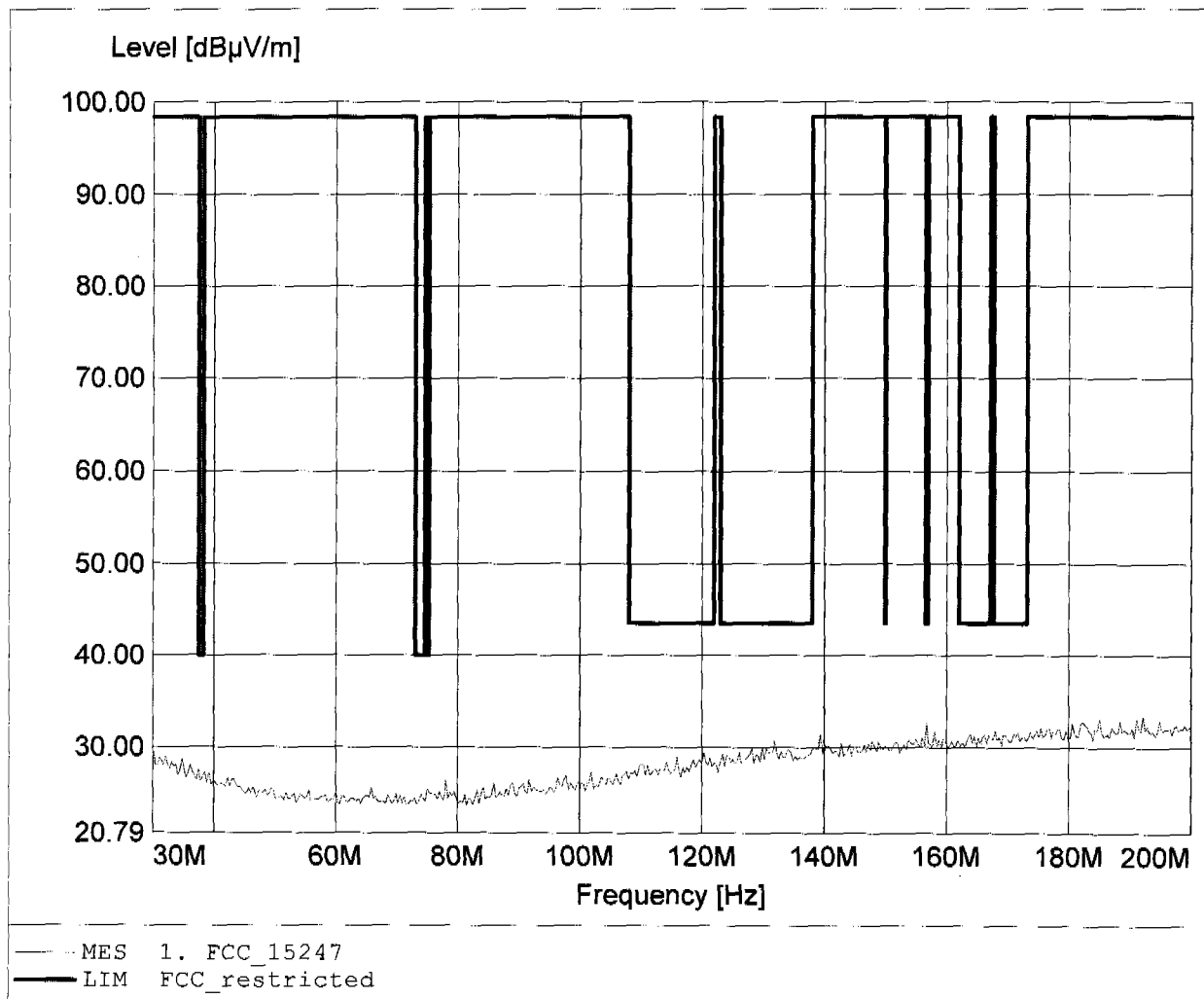
Approval Holder: KIRK telecom A/S
EUT: 2.4 GHz Communication System (portable part) / Ch.: 0
Model: PP5N 2G4
Test Site / Operator: ETS / Mr. Handrik
Temperature/ Voltage: 25°C / Unom: 3.6 V DC
Test Specification: according to S15.247, peak detector
Comment 1: Dist.: 3m, Ant.: HL025, amplif.
Comment 2: Freq: 23.892GHz, Emax: 45.35dBμV/m, RBW: 1MHz



Spurious emissions Field Strength

FCC RULES PART 15, SUBPART C

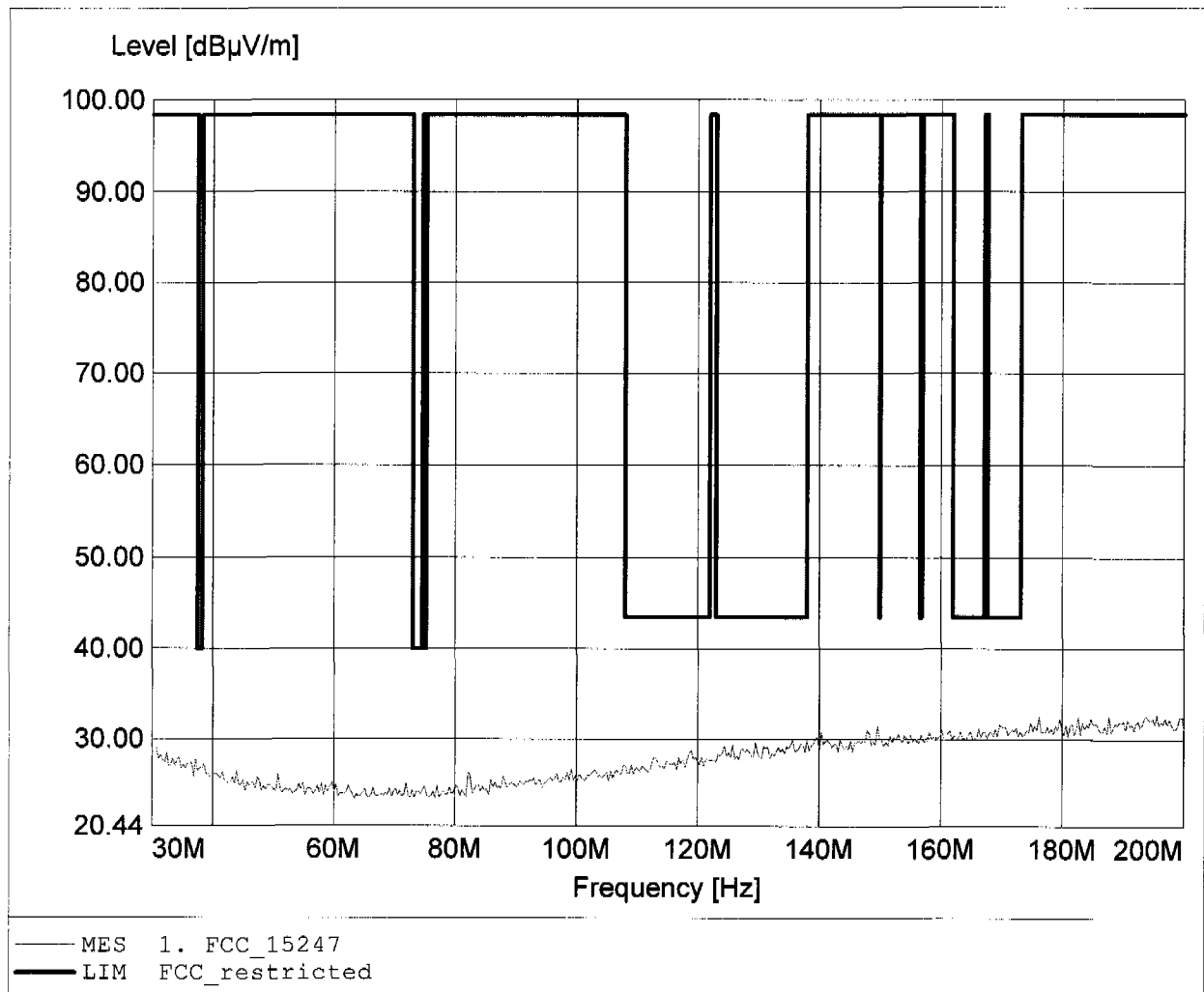
Approval Holder: KIRK telecom A/S
EUT: 2.4 GHz Communication System (portable part) / Ch.: 40
Model: PP5N 2G4
Test Site / Operator: ETS / Mr. Handrik
Temperature/ Voltage: 25°C / Unom: 3.6 V DC
Test Specification: according to S15.247
Comment 1: Dist.: 3m, Ant.: HK 116
Comment 2: Freq: 192.164MHz, Emax: 33.40dBuV/m, RBW: 100kHz



Spurious emissions Field Strength

FCC RULES PART 15, SUBPART C

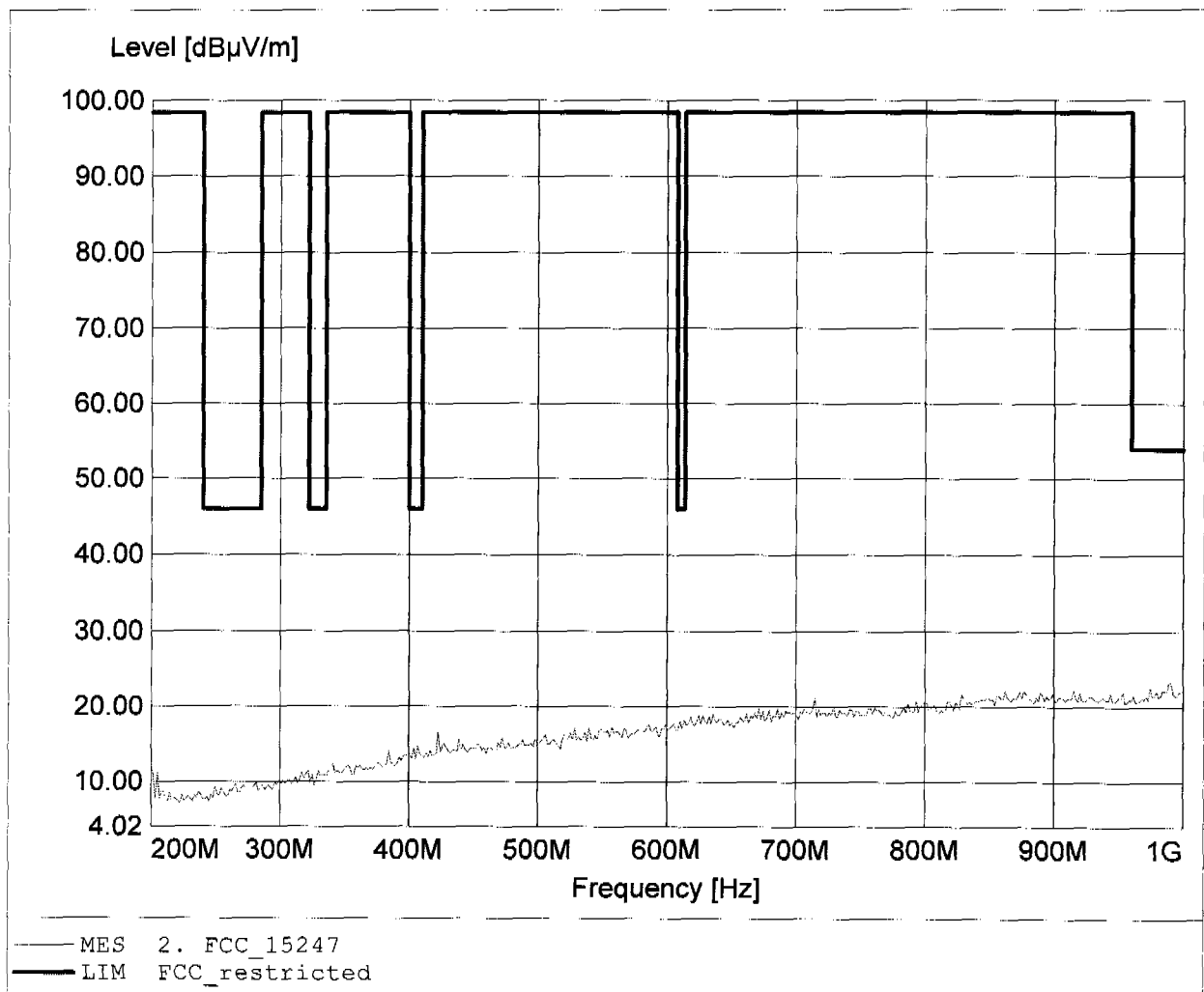
Approval Holder: KIRK telecom A/S
EUT: 2.4 GHz Communication System (portable part) / Ch.: 40
Model: PP5N 2G4
Test Site / Operator: ETS / Mr. Handrik
Temperature/ Voltage: 25°C / Unom: 3.6 V DC
Test Specification: according to S15.247
Comment 1: Dist.: 3m, Ant.: HK 116
Comment 2: Freq: 195.571MHz, Emax: 32.72dB μ V/m, RBW: 100kHz



Spurious emissions Field Strength

FCC RULES PART 15, SUBPART C

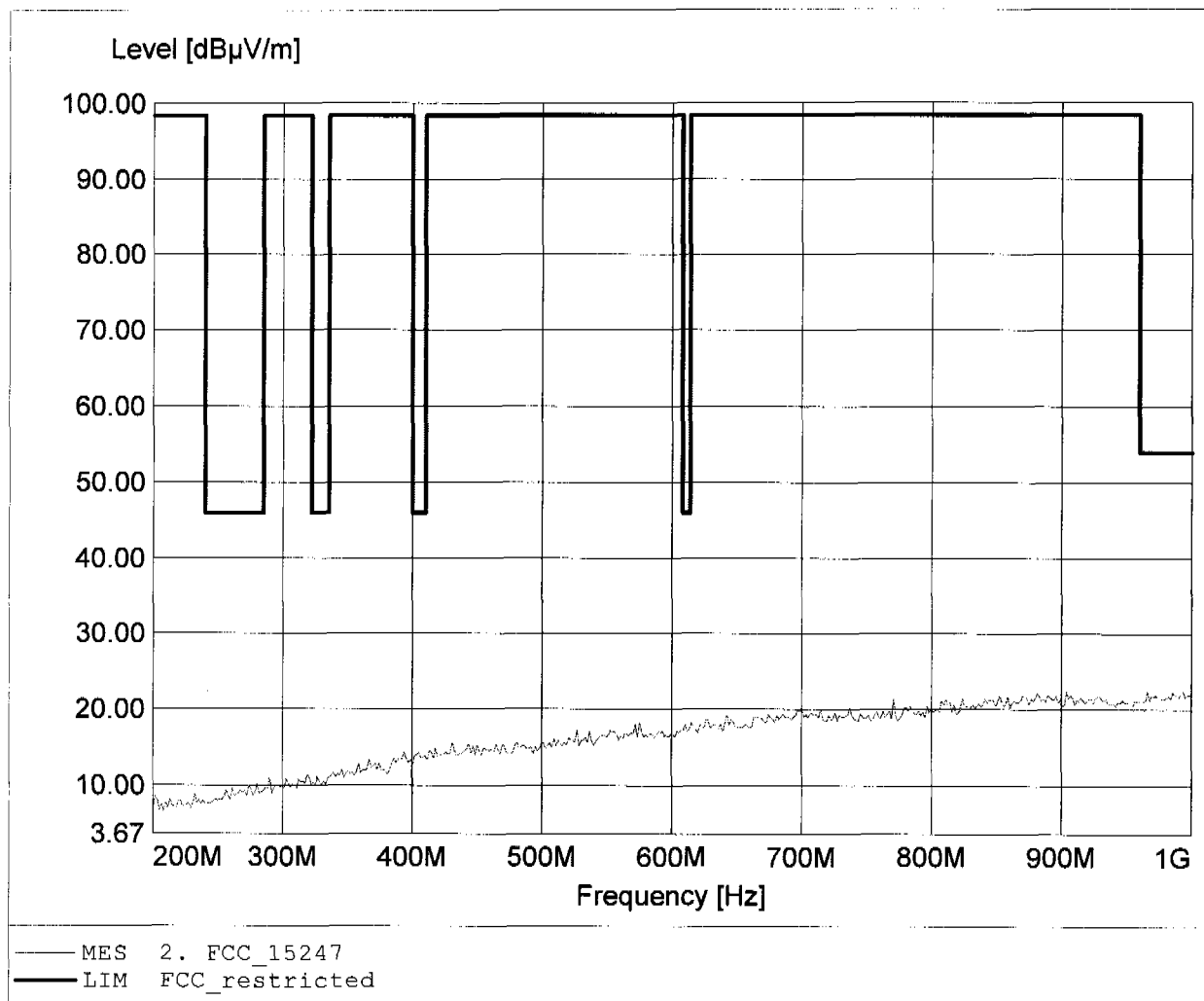
Approval Holder: KIRK telecom A/S
EUT: 2.4 GHz Communication System (portable part) / Ch.: 40
Model: PP5N 2G4
Test Site / Operator: ETS / Mr. Handrik
Temperature/ Voltage: 25°C / Unom: 3.6 V DC
Test Specification: according to S15.247
Comment 1: Dist.: 3m, Ant.: HL 223, amplif.
Comment 2: Freq: 990.381MHz, Emax: 23.35dBµV/m, RBW: 100kHz



Spurious emissions Field Strength

FCC RULES PART 15, SUBPART C

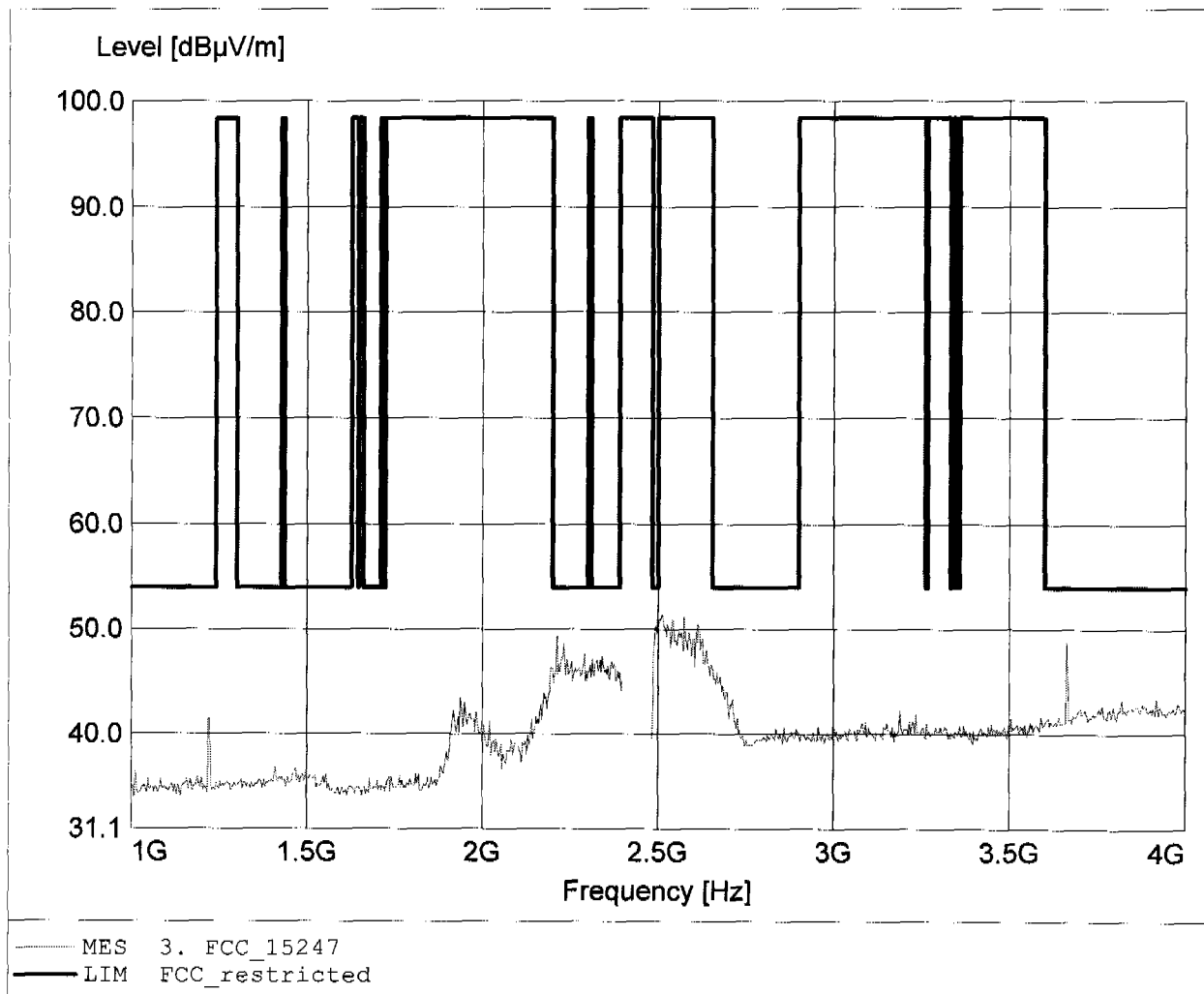
Approval Holder: KIRK telecom A/S
EUT: 2.4 GHz Communication System (portable part) / Ch.: 40
Model: PP5N 2G4
Test Site / Operator: ETS / Mr. Handrik
Temperature/ Voltage: 25°C / Unom: 3.6 V DC
Test Specification: according to S15.247
Comment 1: Dist.: 3m, Ant.: HL 223, amplif.
Comment 2: Freq: 993.587MHz, Emax: 22.46dBµV/m, RBW: 100kHz



Spurious emissions Field Strength

FCC RULES PART 15, SUBPART C

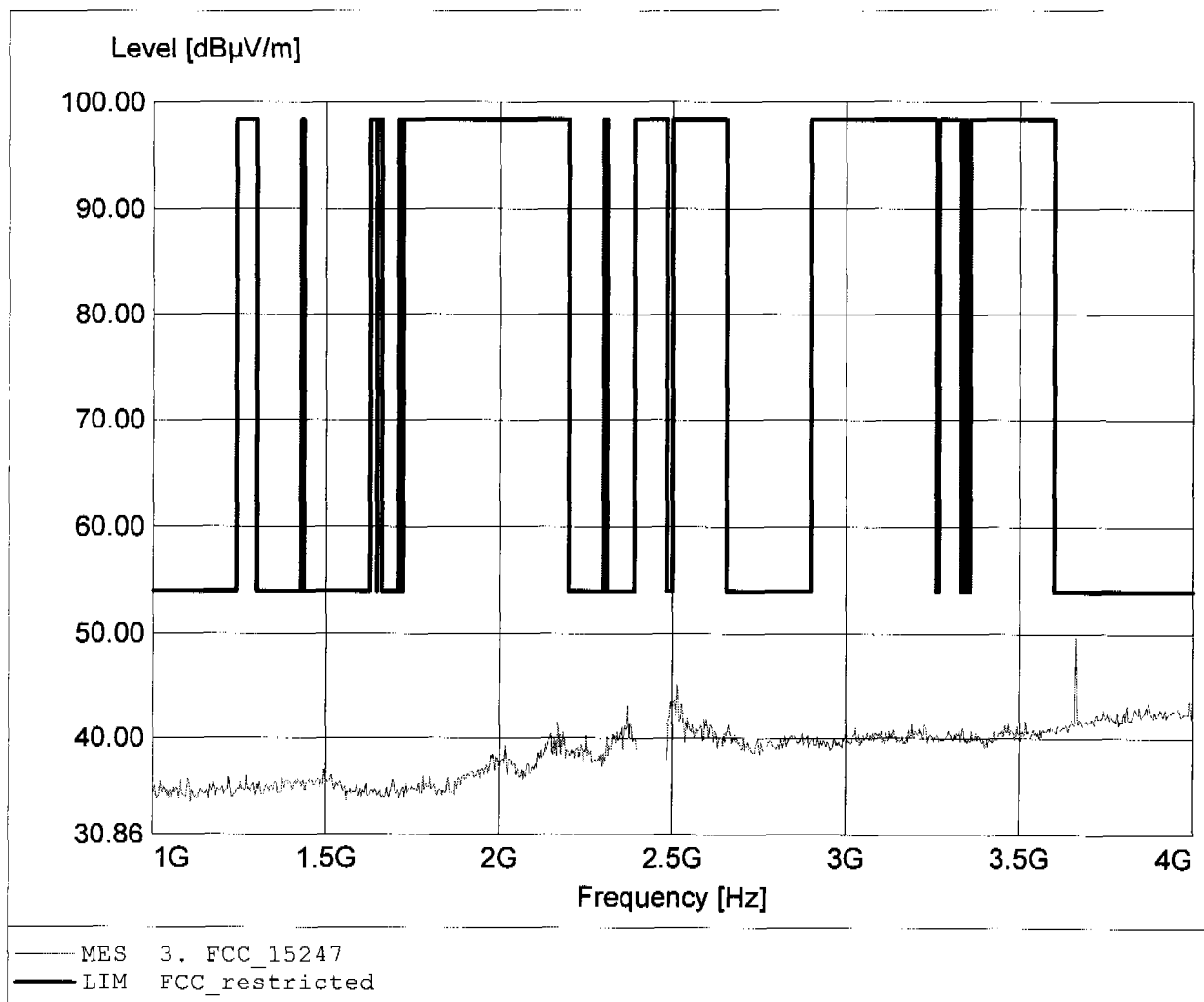
Approval Holder: KIRK telecom A/S
EUT: 2.4 GHz Communication System (portable part) / Ch.: 40
Model: PP5N 2G4
Test Site / Operator: ETS / Mr. Handrik
Temperature/ Voltage: 25°C / Unom: 3.6 V DC
Test Specification: according to S15.247, peak detector
Comment 1: Dist.: 3m, Ant.: BBHA9120D, amplif.
Comment 2: Freq: 2.511GHz, Emax: 51.39dBuV/m, RBW: 1MHz



Spurious emissions Field Strength

FCC RULES PART 15, SUBPART C

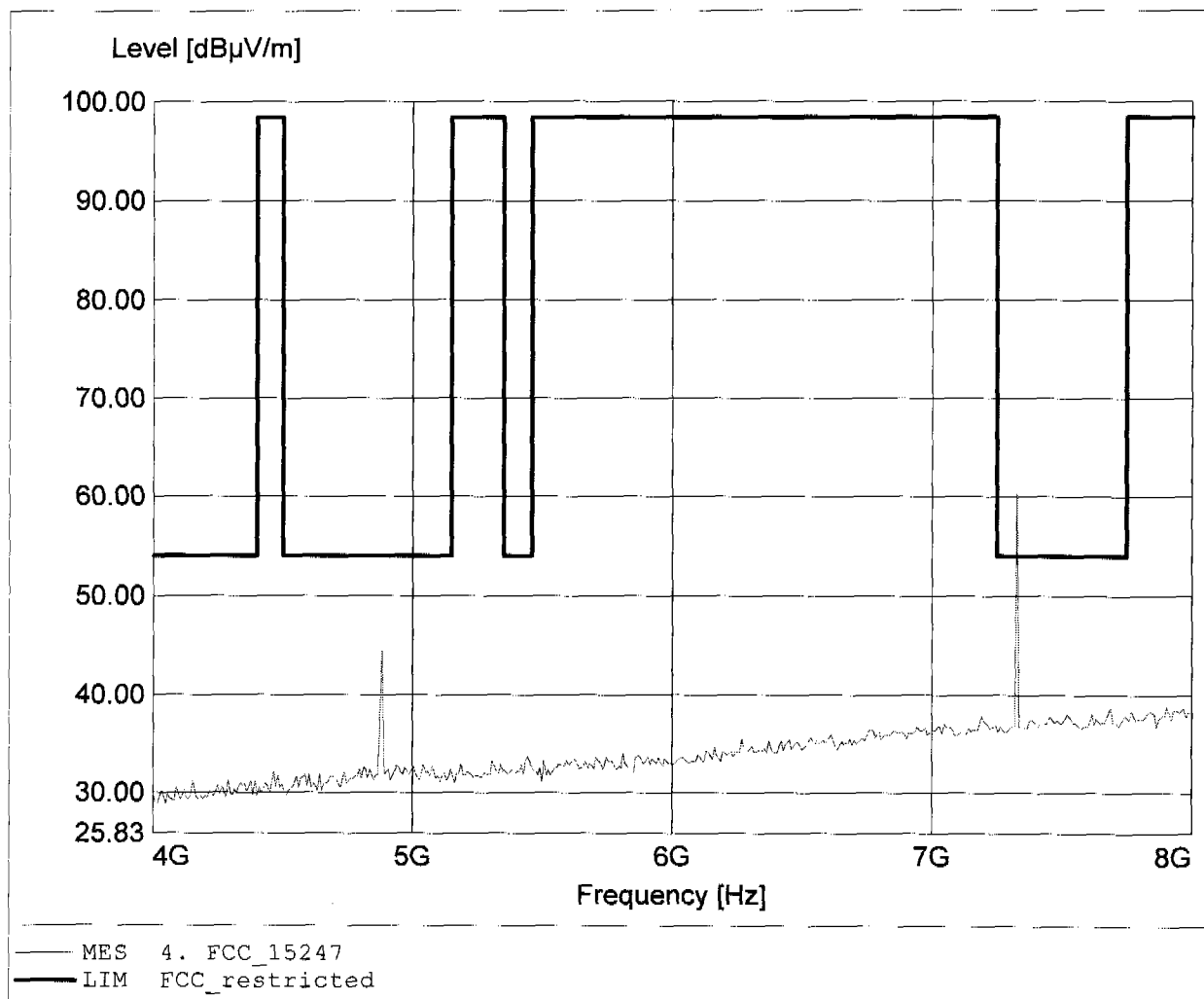
Approval Holder: KIRK telecom A/S
EUT: 2.4 GHz Communication System (portable part) / Ch.: 40
Model: PP5N 2G4
Test Site / Operator: ETS / Mr. Handrik
Temperature/ Voltage: 25°C / Unom: 3.6 V DC
Test Specification: according to §15.247, peak detector
Comment 1: Dist.: 3m, Ant.: BBHA9120D, amplif.
Comment 2: Freq: 3.663GHz, Emax: 49.67dBµV/m, RBW: 1MHz



Spurious emissions Field Strength

FCC RULES PART 15, SUBPART C

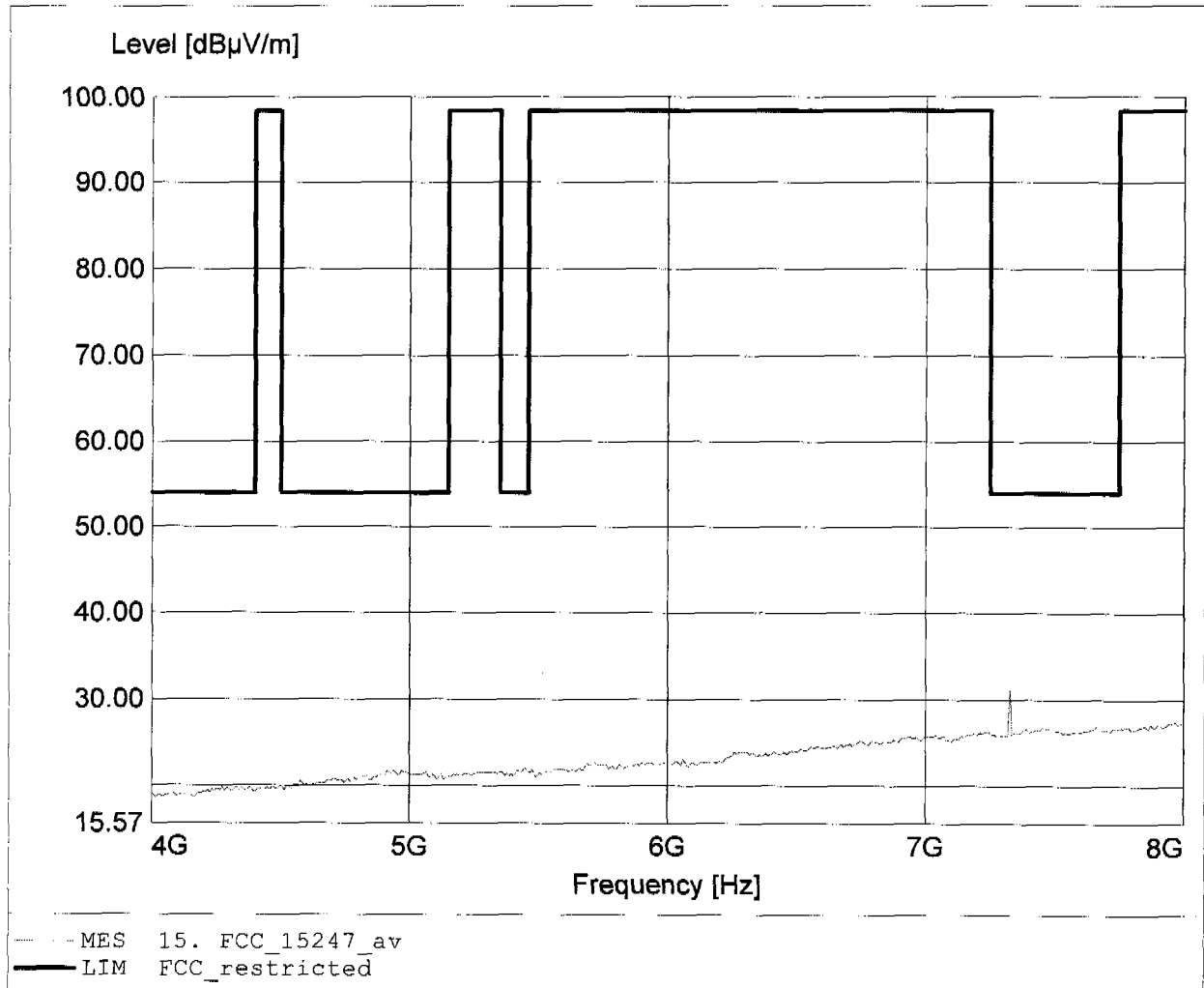
Approval Holder: KIRK telecom A/S
EUT: 2.4 GHz Communication System (portable part) / Ch.: 40
Model: PP5N 2G4
Test Site / Operator: ETS / Mr. Handrik
Temperature/ Voltage: 25°C / Unom: 3.6 V DC
Test Specification: according to §15.247, peak detector
Comment 1: Dist.: 3m, Ant.: BBHA9120D, ampl.+HP.
Comment 2: Freq: 7.327GHz, Emax: 60.25dBµV/m, RBW: 1MHz



Spurious emissions Field Strength

FCC RULES PART 15, SUBPART C

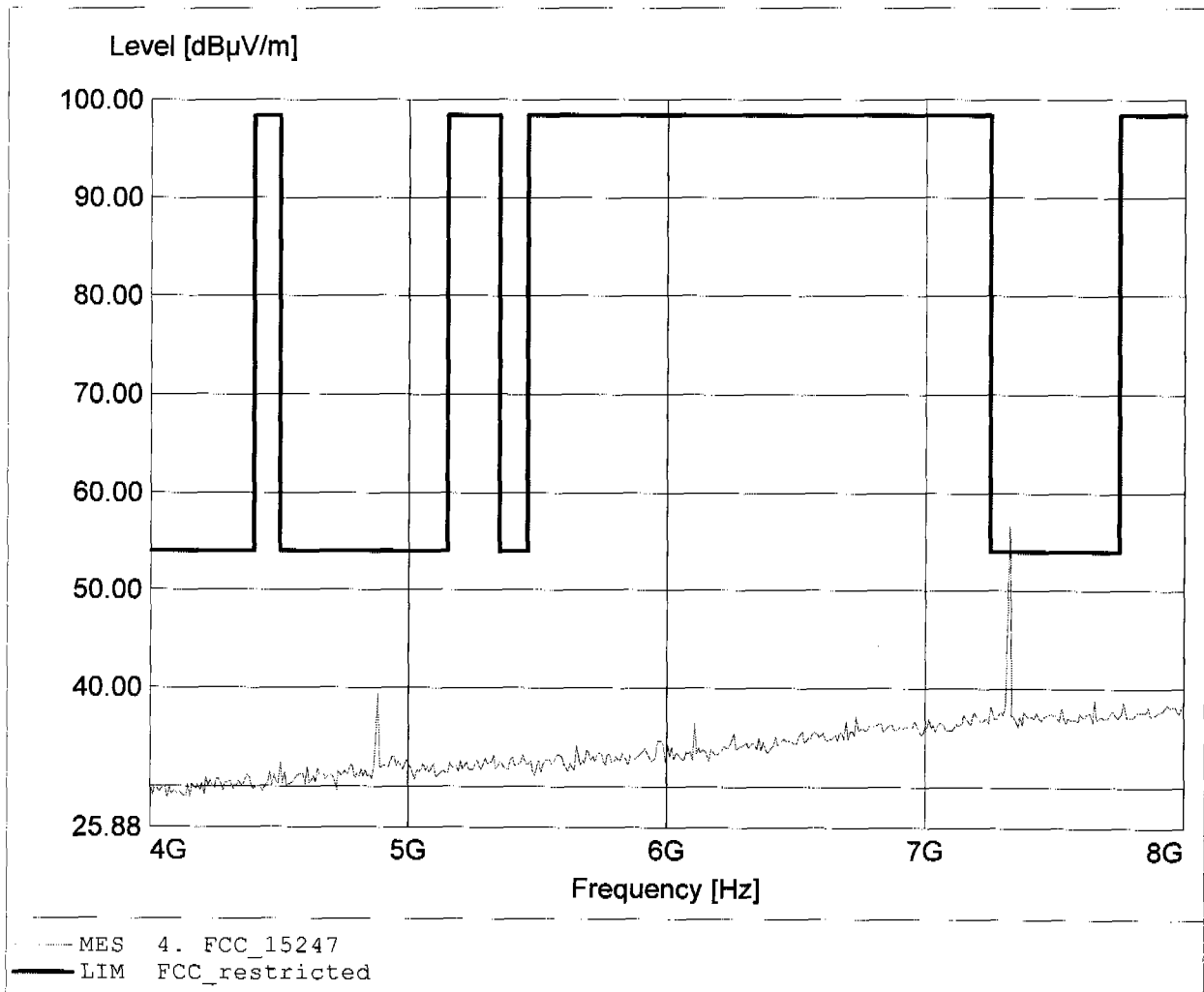
Approval Holder: KIRK telecom A/S
EUT: 2.4 GHz Communication System (portable part) / Ch.: 40
Model: PP5N 2G4
Test Site / Operator: ETS / Mr. Handrik
Temperature/ Voltage: 25°C / Unom: 3.6 V DC
Test Specification: according to S15.247, average detector
Comment 1: Dist.: 3m, Ant.: BBHA9120D, ampl.+HP.
Comment 2: Freq: 7.327GHz, Emax: 31.26dBµV/m, RBW: 1MHz



Spurious emissions Field Strength

FCC RULES PART 15, SUBPART C

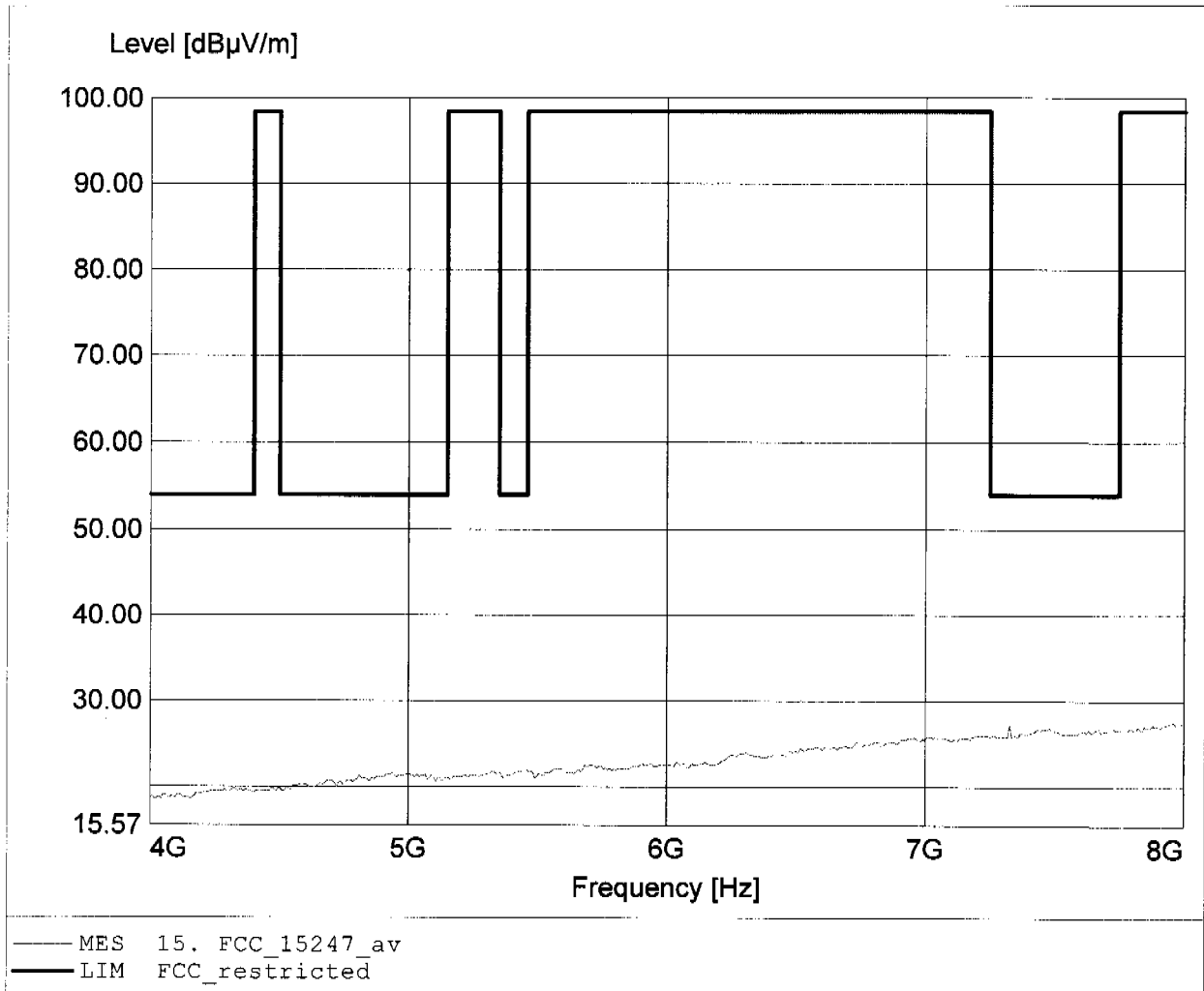
Approval Holder: KIRK telecom A/S
EUT: 2.4 GHz Communication System (portable part) / Ch.: 40
Model: PP5N 2G4
Test Site / Operator: ETS / Mr. Handrik
Temperature/ Voltage: 25°C / Unom: 3.6 V DC
Test Specification: according to §15.247, peak detector
Comment 1: Dist.: 3m, Ant.: BBHA9120D, ampl.+HP.
Comment 2: Freq: 7.327GHz, Emax: 56.61dBµV/m, RBW: 1MHz



Spurious emissions Field Strength

FCC RULES PART 15, SUBPART C

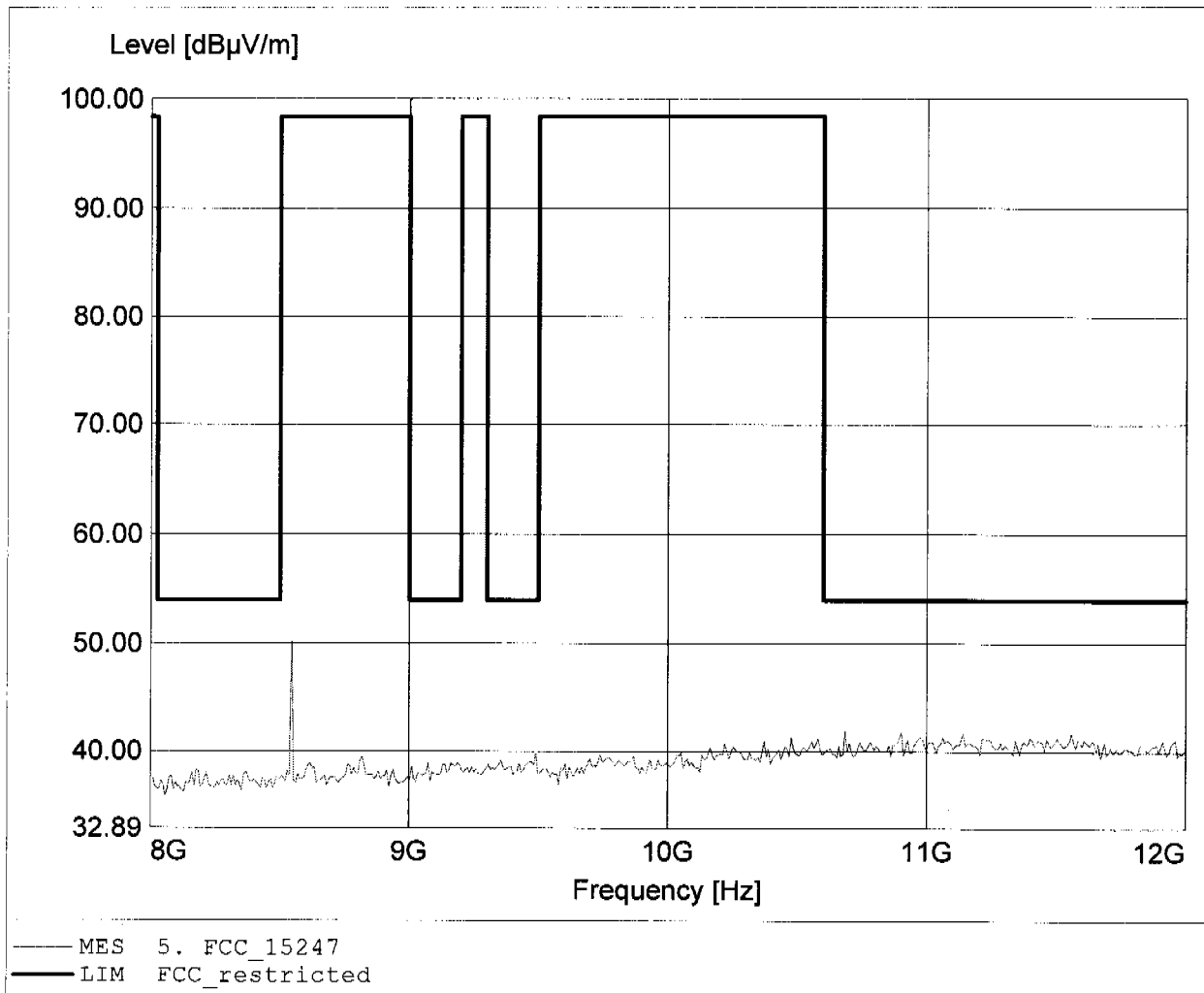
Approval Holder: KIRK telecom A/S
EUT: 2.4 GHz Communication System (portable part) / Ch.: 40
Model: PP5N 2G4
Test Site / Operator: ETS / Mr. Handrik
Temperature/ Voltage: 25°C / Unom: 3.6 V DC
Test Specification: according to S15.247, average detector
Comment 1: Dist.: 3m, Ant.: BBHA9120D, ampl.+HP.
Comment 2: Freq: 7.960GHz, Emax: 27.52dB μ V/m, RBW: 1MHz



Spurious emissions Field Strength

FCC RULES PART 15, SUBPART C

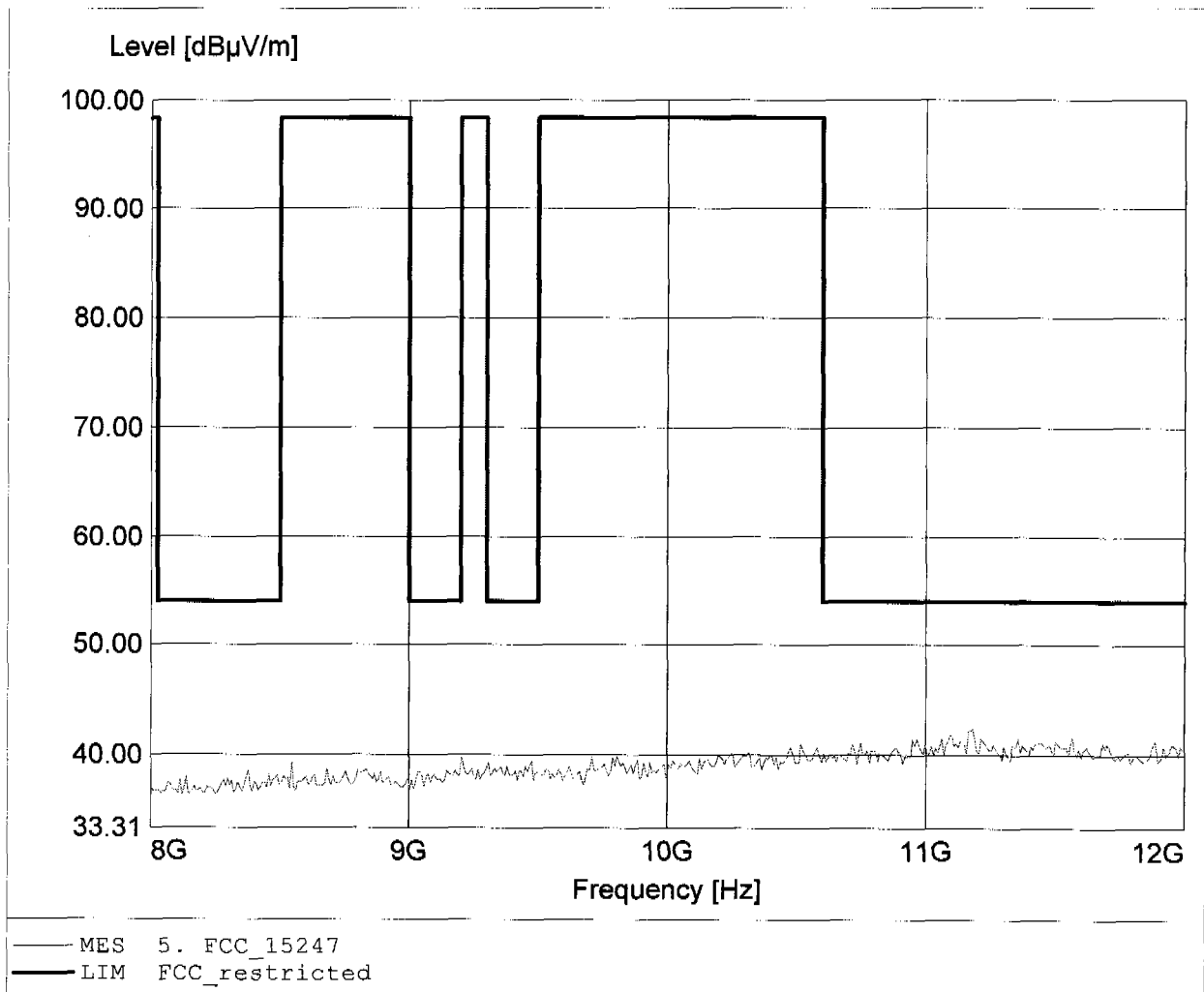
Approval Holder: KIRK telecom A/S
EUT: 2.4 GHz Communication System (portable part) / Ch.: 40
Model: PP5N 2G4
Test Site / Operator: ETS / Mr. Handrik
Temperature/ Voltage: 25°C / Unom: 3.6 V DC
Test Specification: according to §15.247, peak detector
Comment 1: Dist.: 3m, Ant.: BBHA9120D, ampl.+HP.
Comment 2: Freq: 8.545GHz, Emax: 50.18dBµV/m, RBW: 1MHz



Spurious emissions Field Strength

FCC RULES PART 15, SUBPART C

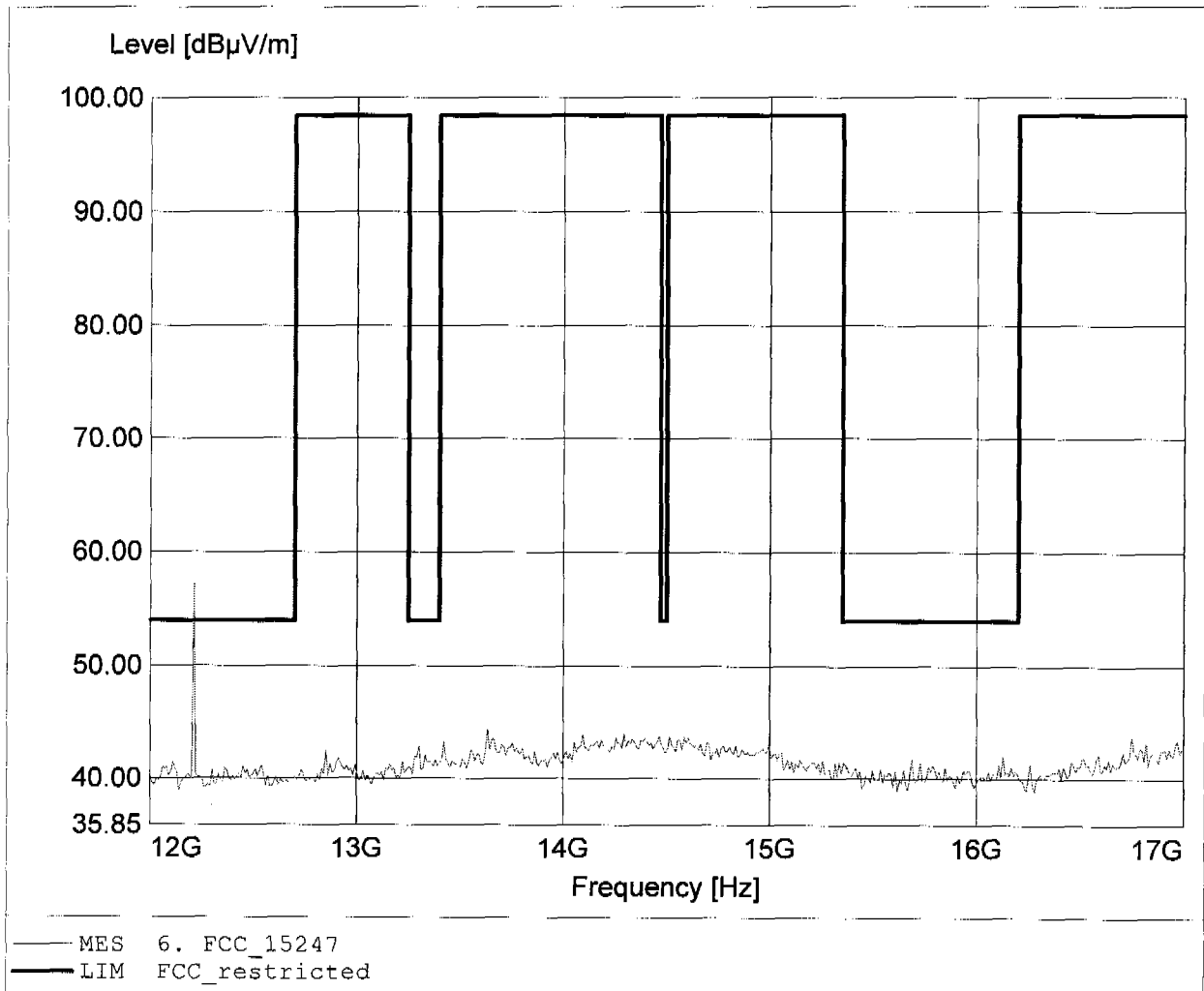
Approval Holder: KIRK telecom A/S
EUT: 2.4 GHz Communication System (portable part) / Ch.: 40
Model: PP5N 2G4
Test Site / Operator: ETS / Mr. Handrik
Temperature/ Voltage: 25°C / Unom: 3.6 V DC
Test Specification: according to S15.247, peak detector
Comment 1: Dist.: 3m, Ant.: BBHA9120D, ampl.+HP.
Comment 2: Freq: 11.182GHz, Emax: 42.36dB μ V/m, RBW: 1MHz



Spurious emissions Field Strength

FCC RULES PART 15, SUBPART C

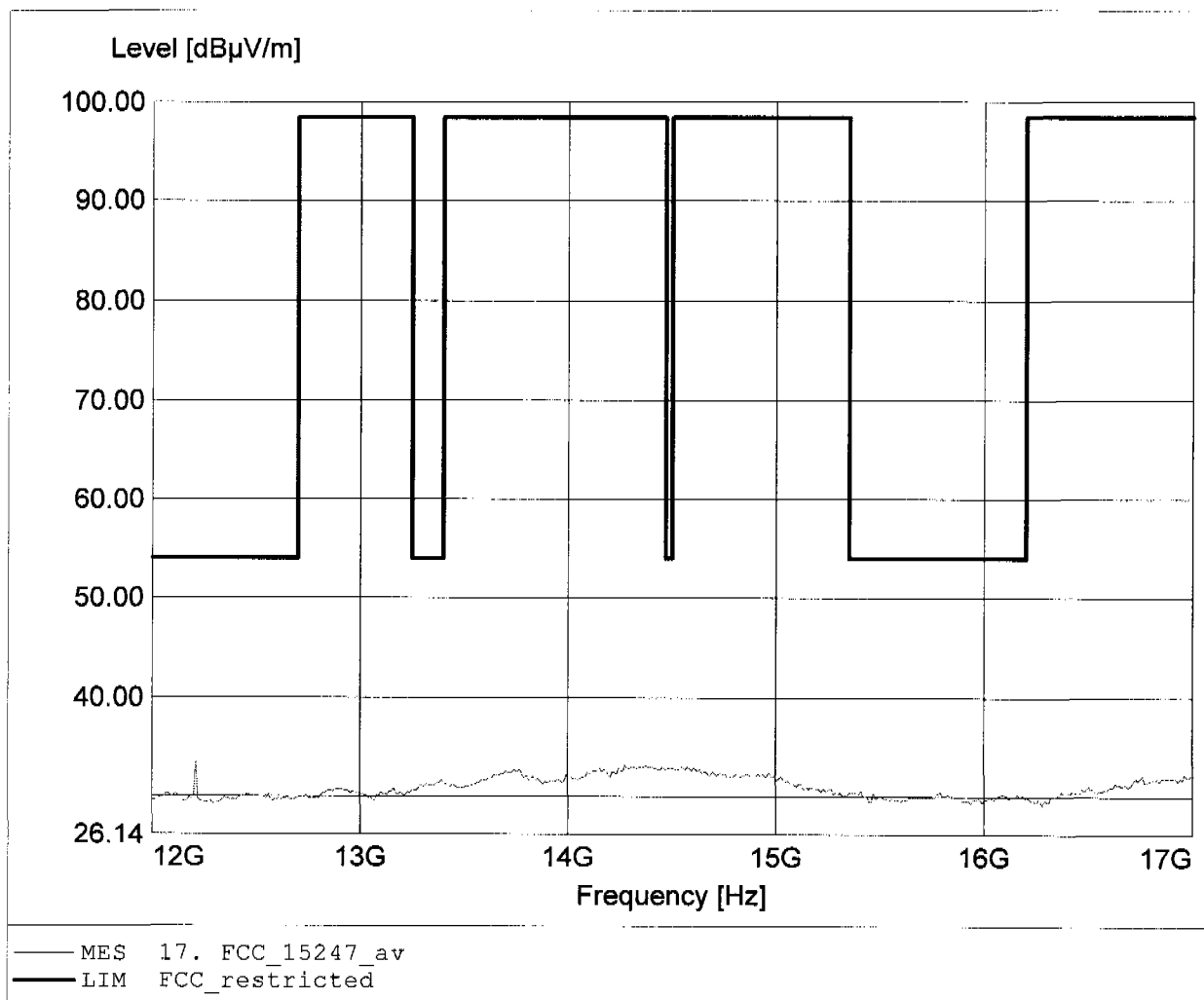
Approval Holder: KIRK telecom A/S
EUT: 2.4 GHz Communication System (portable part) / Ch.: 40
Model: PP5N 2G4
Test Site / Operator: ETS / Mr. Handrik
Temperature/ Voltage: 25°C / Unom: 3.6 V DC
Test Specification: according to §15.247, peak detector
Comment 1: Dist.: 3m, Ant.: BBHA9120D, ampl.+HP.
Comment 2: Freq: 12.210GHz, Emax: 57.19dBµV/m, RBW: 1MHz



Spurious emissions Field Strength

FCC RULES PART 15, SUBPART C

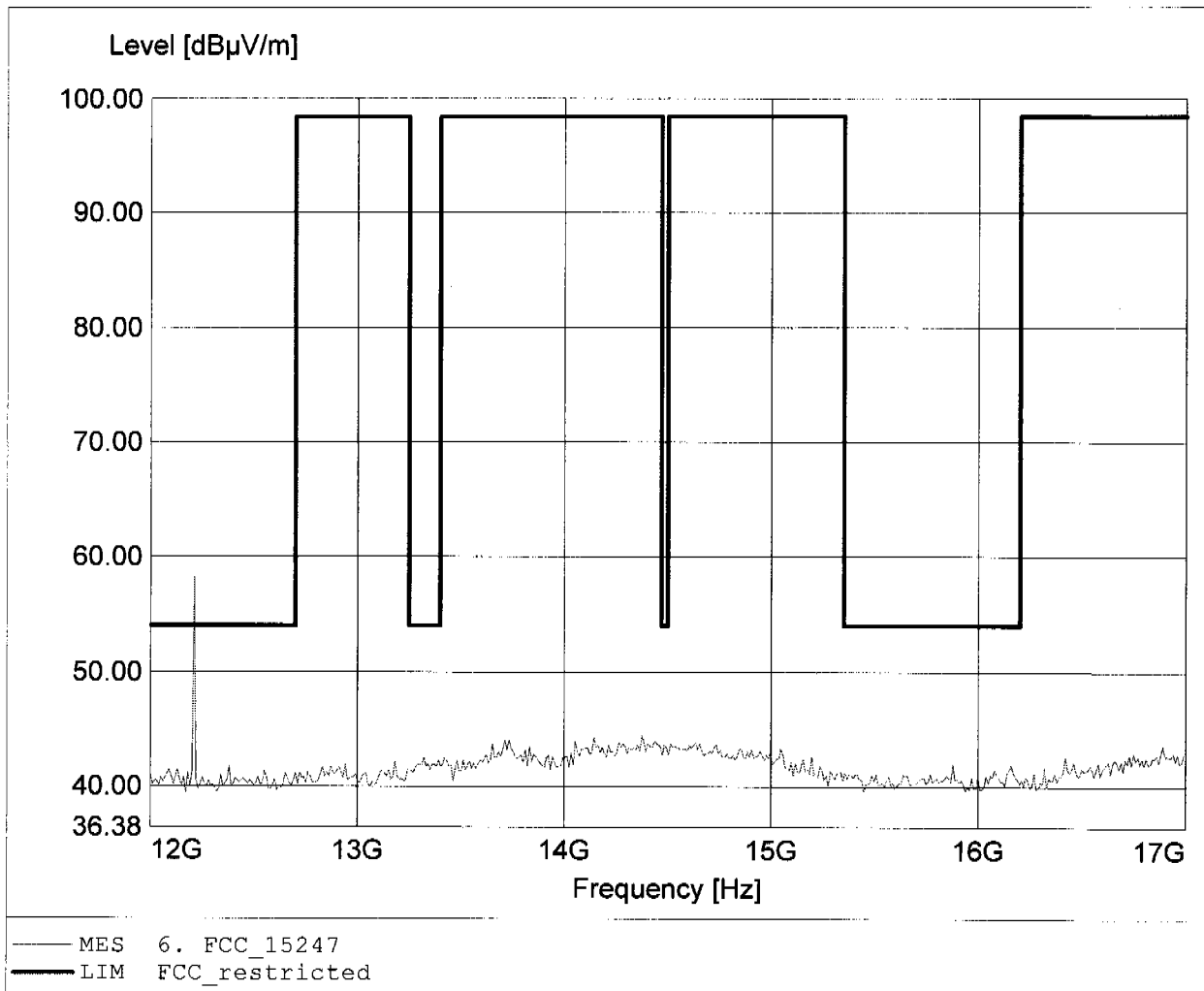
Approval Holder: KIRK telecom A/S
EUT: 2.4 GHz Communication System (portable part) / Ch.: 40
Model: PP5N 2G4
Test Site / Operator: ETS / Mr. Handrik
Temperature/ Voltage: 25°C / Unom: 3.6 V DC
Test Specification: according to §15.247, average detector
Comment 1: Dist.: 3m, Ant.: BBHA9120D, ampl.+HP.
Comment 2: Freq: 12.210GHz, Emax: 33.55dBµV/m, RBW: 1MHz



Spurious emissions Field Strength

FCC RULES PART 15, SUBPART C

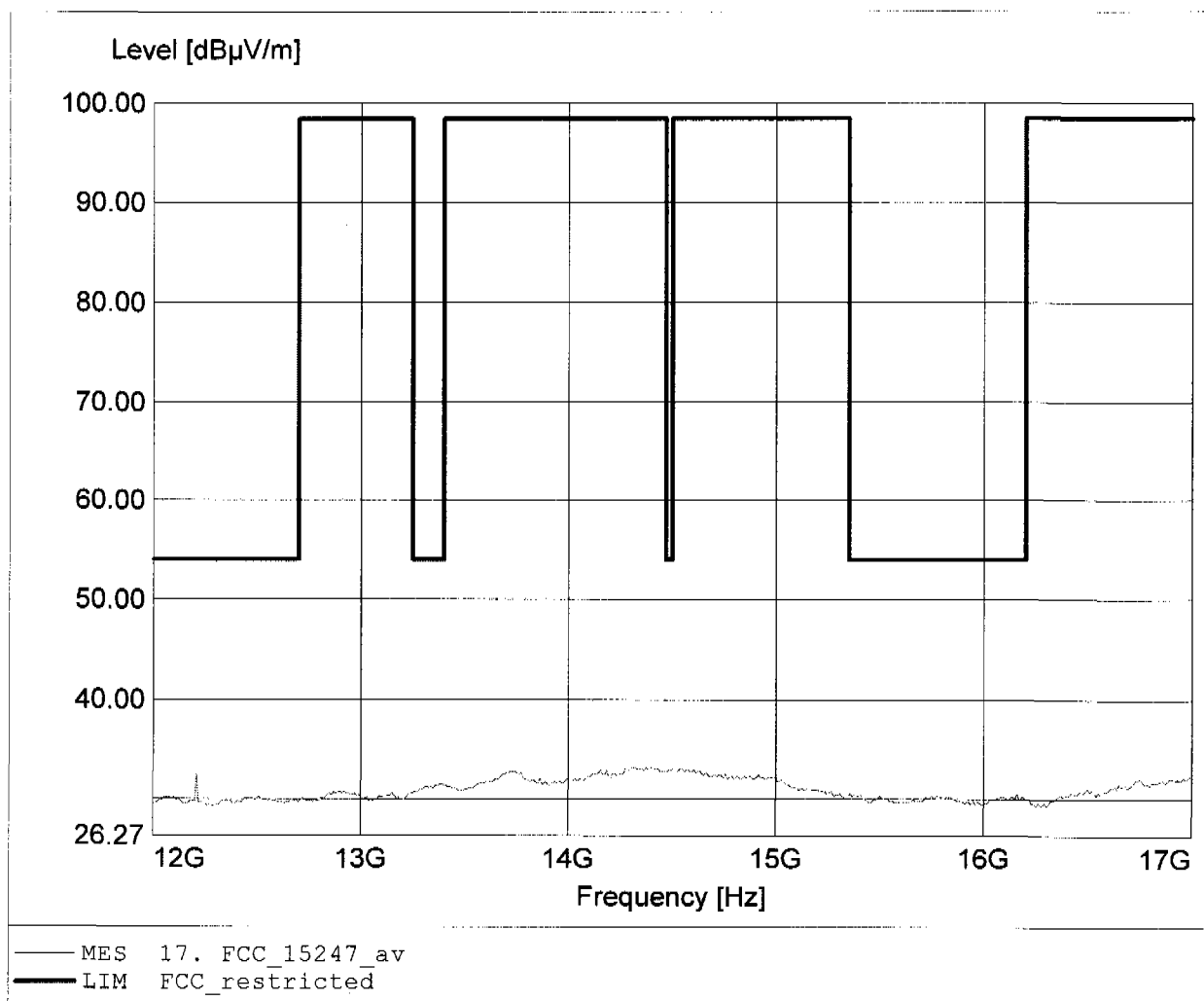
Approval Holder: KIRK telecom A/S
EUT: 2.4 GHz Communication System (portable part) / Ch.: 40
Model: PP5N 2G4
Test Site / Operator: ETS / Mr. Handrik
Temperature/ Voltage: 25°C / Unom: 3.6 V DC
Test Specification: according to S15.247, peak detector
Comment 1: Dist.: 3m, Ant.: BBHA9120D, ampl.+HP.
Comment 2: Freq: 12.210GHz, Emax: 58.19dBµV/m, RBW: 1MHz



Spurious emissions Field Strength

FCC RULES PART 15, SUBPART C

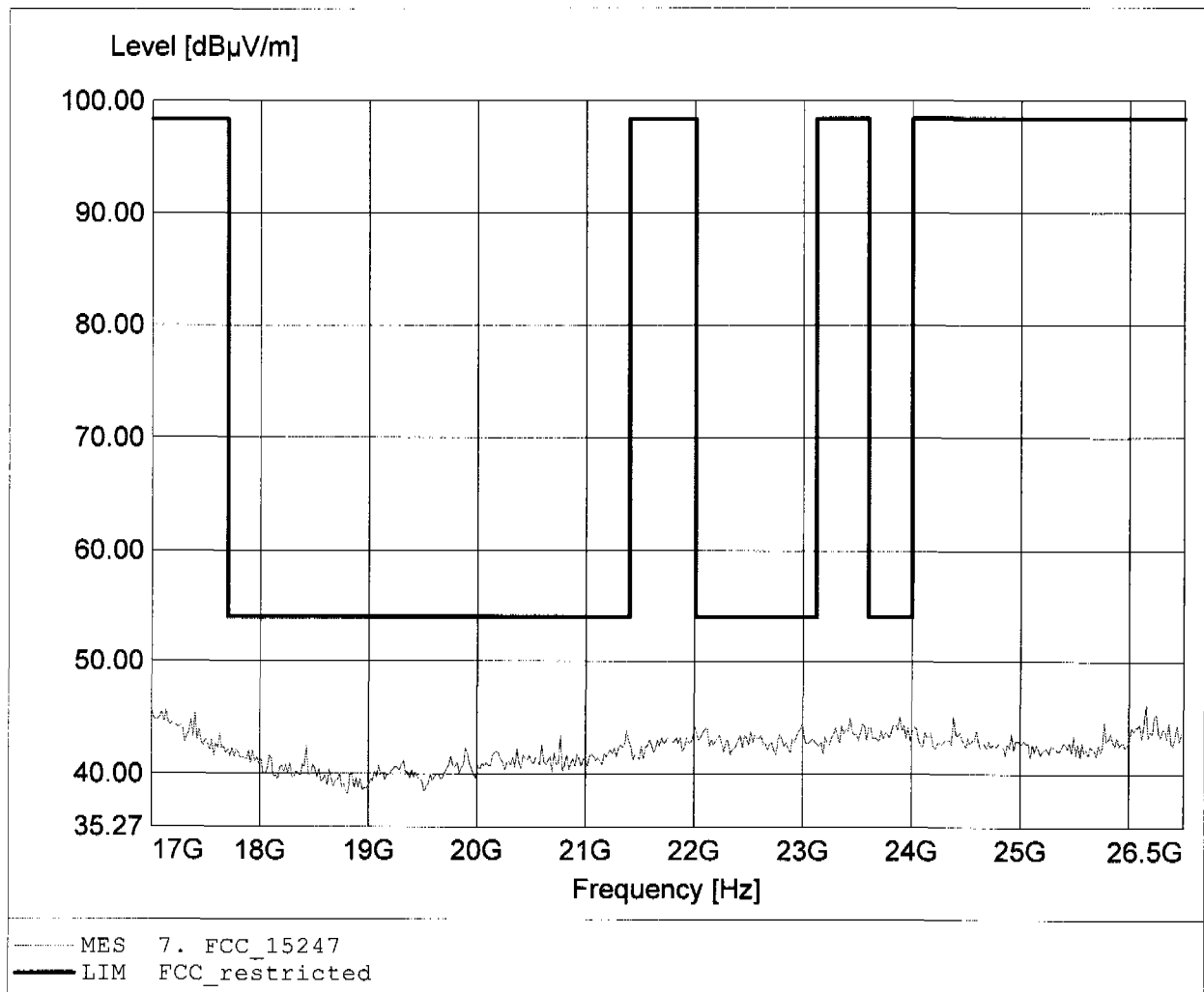
Approval Holder: KIRK telecom A/S
EUT: 2.4 GHz Communication System (portable part) / Ch.: 40
Model: PP5N 2G4
Test Site / Operator: ETS / Mr. Handrik
Temperature/ Voltage: 25°C / Unom: 3.6 V DC
Test Specification: according to §15.247, average detector
Comment 1: Dist.: 3m, Ant.: BBHA9120D, ampl.+HP.
Comment 2: Freq: 14.395GHz, Emax: 33.18dBµV/m, RBW: 1MHz



Spurious emissions Field Strength

FCC RULES PART 15, SUBPART C

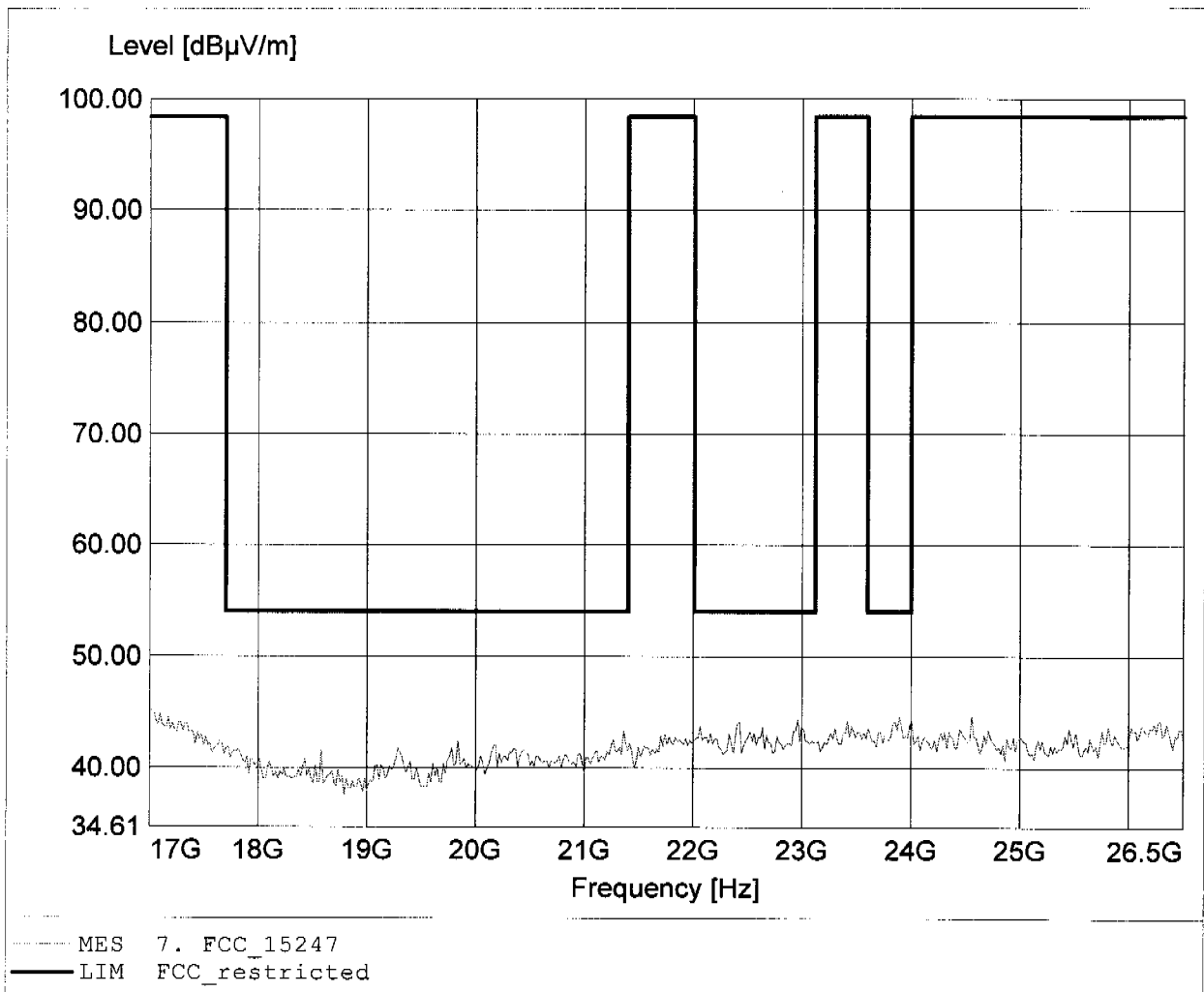
Approval Holder: KIRK telecom A/S
EUT: 2.4 GHz Communication System (portable part) / Ch.: 40
Model: PP5N 2G4
Test Site / Operator: ETS / Mr. Handrik
Temperature/ Voltage: 25°C / Unom: 3.6 V DC
Test Specification: according to S15.247, peak detector
Comment 1: Dist.: 3m, Ant.: HL025, amplif.
Comment 2: Freq: 26.157GHz, Emax: 46.14dB μ V/m, RBW: 1MHz



Spurious emissions Field Strength

FCC RULES PART 15, SUBPART C

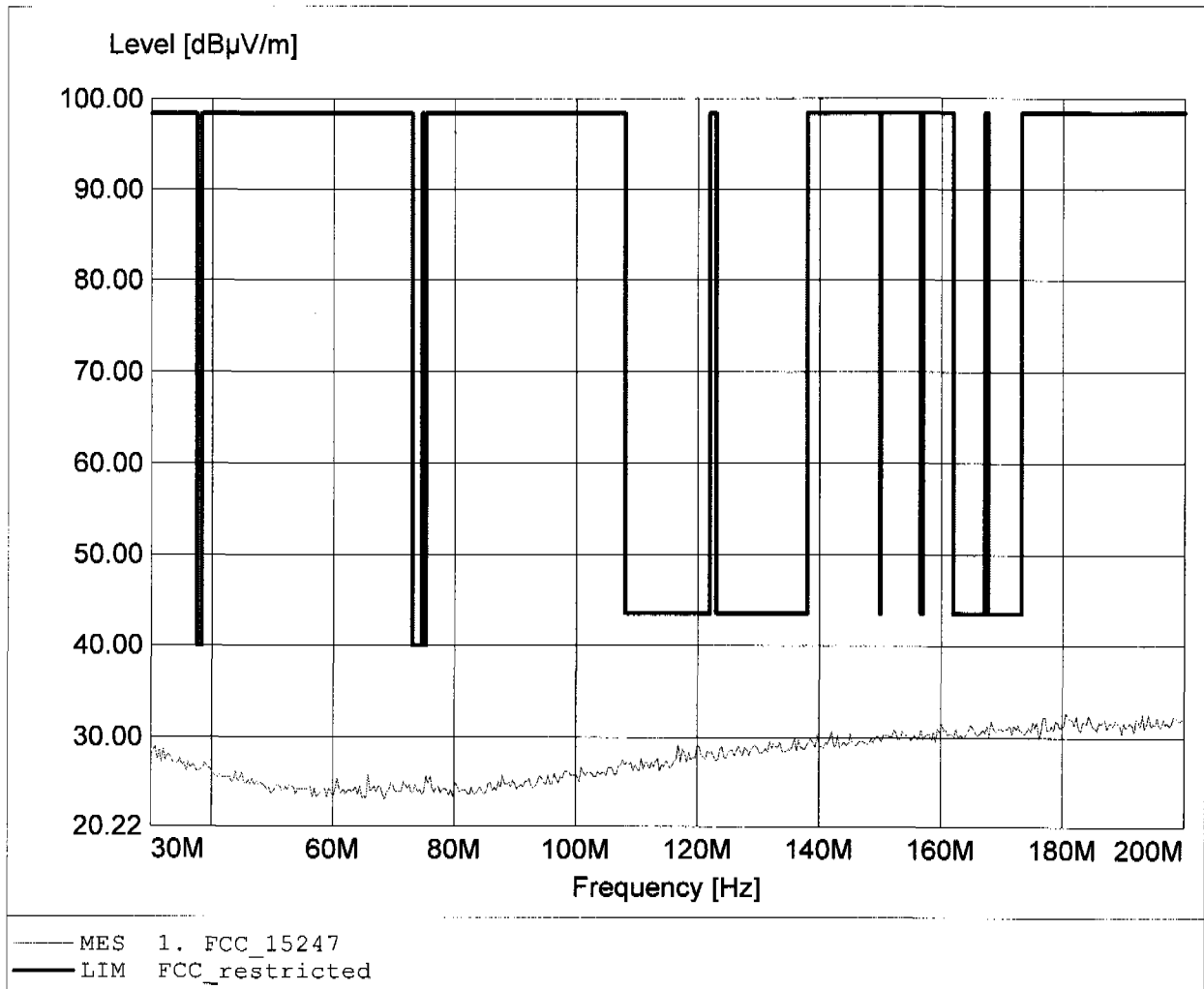
Approval Holder: KIRK telecom A/S
EUT: 2.4 GHz Communication System (portable part) / Ch.: 40
Model: PP5N 2G4
Test Site / Operator: ETS / Mr. Handrik
Temperature/ Voltage: 25°C / Unom: 3.6 V DC
Test Specification: according to S15.247, peak detector
Comment 1: Dist.: 3m, Ant.: HL025, amplif.
Comment 2: Freq: 17.019GHz, Emax: 45.18dBµV/m, RBW: 1MHz



Spurious emissions Field Strength

FCC RULES PART 15, SUBPART C

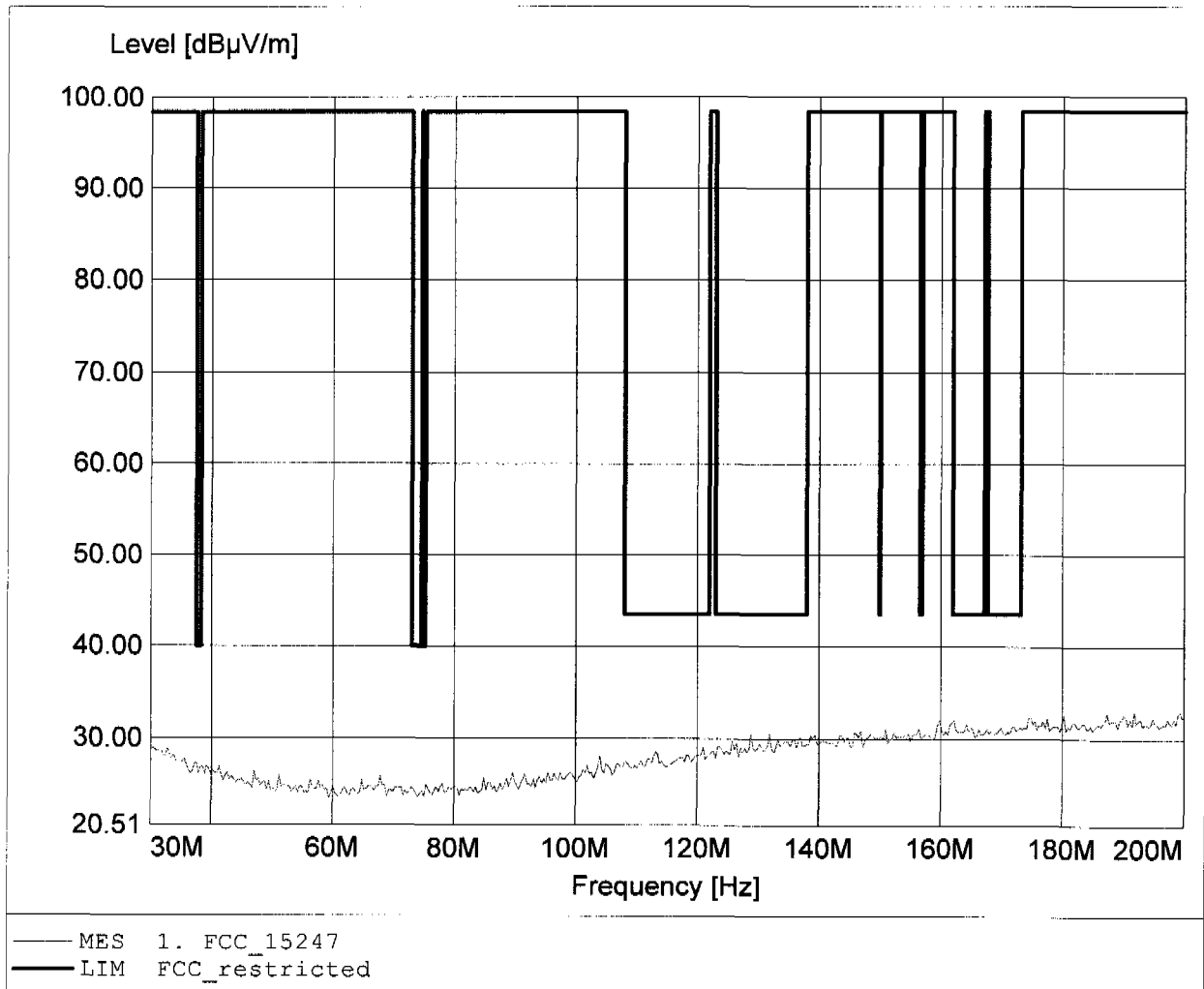
Approval Holder: KIRK telecom A/S
EUT: 2.4 GHz Communication System (portable part) / Ch.: 78
Model: PP5N 2G4
Test Site / Operator: ETS / Mr. Handrik
Temperature/ Voltage: 25°C / Unom: 3.6 V DC
Test Specification: according to S15.247
Comment 1: Dist.: 3m, Ant.: HK 116
Comment 2: Freq: 180.581MHz, Emax: 32.74dBµV/m, RBW: 100kHz



Spurious emissions Field Strength

FCC RULES PART 15, SUBPART C

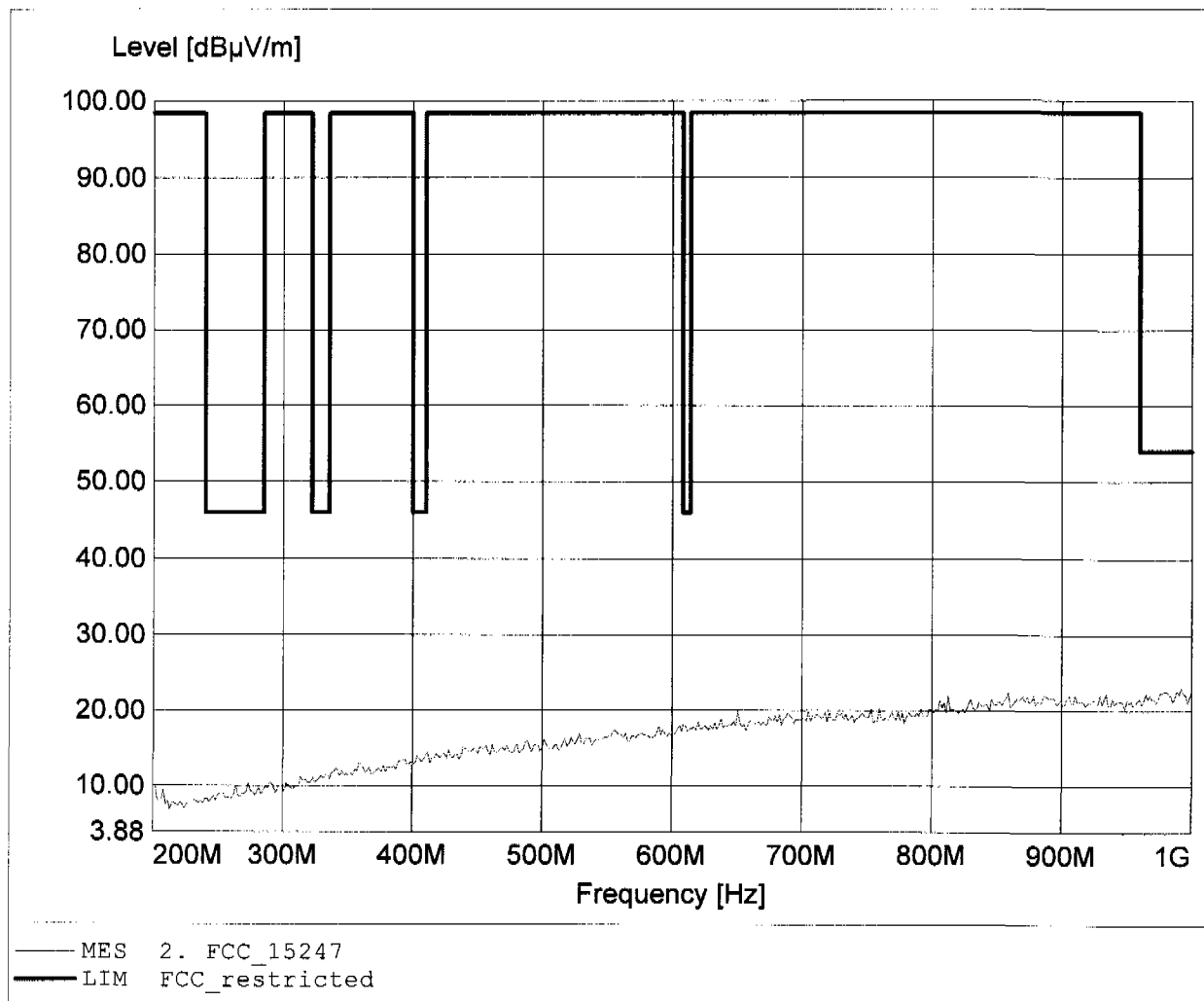
Approval Holder: KIRK telecom A/S
EUT: 2.4 GHz Communication System (portable part) / Ch.: 78
Model: PP5N 2G4
Test Site / Operator: ETS / Mr. Handrik
Temperature/ Voltage: 25°C / Unom: 3.6 V DC
Test Specification: according to S15.247
Comment 1: Dist.: 3m, Ant.: HK 116
Comment 2: Freq: 191.824MHz, Emax: 32.98dBµV/m, RBW: 100kHz



Spurious emissions Field Strength

FCC RULES PART 15, SUBPART C

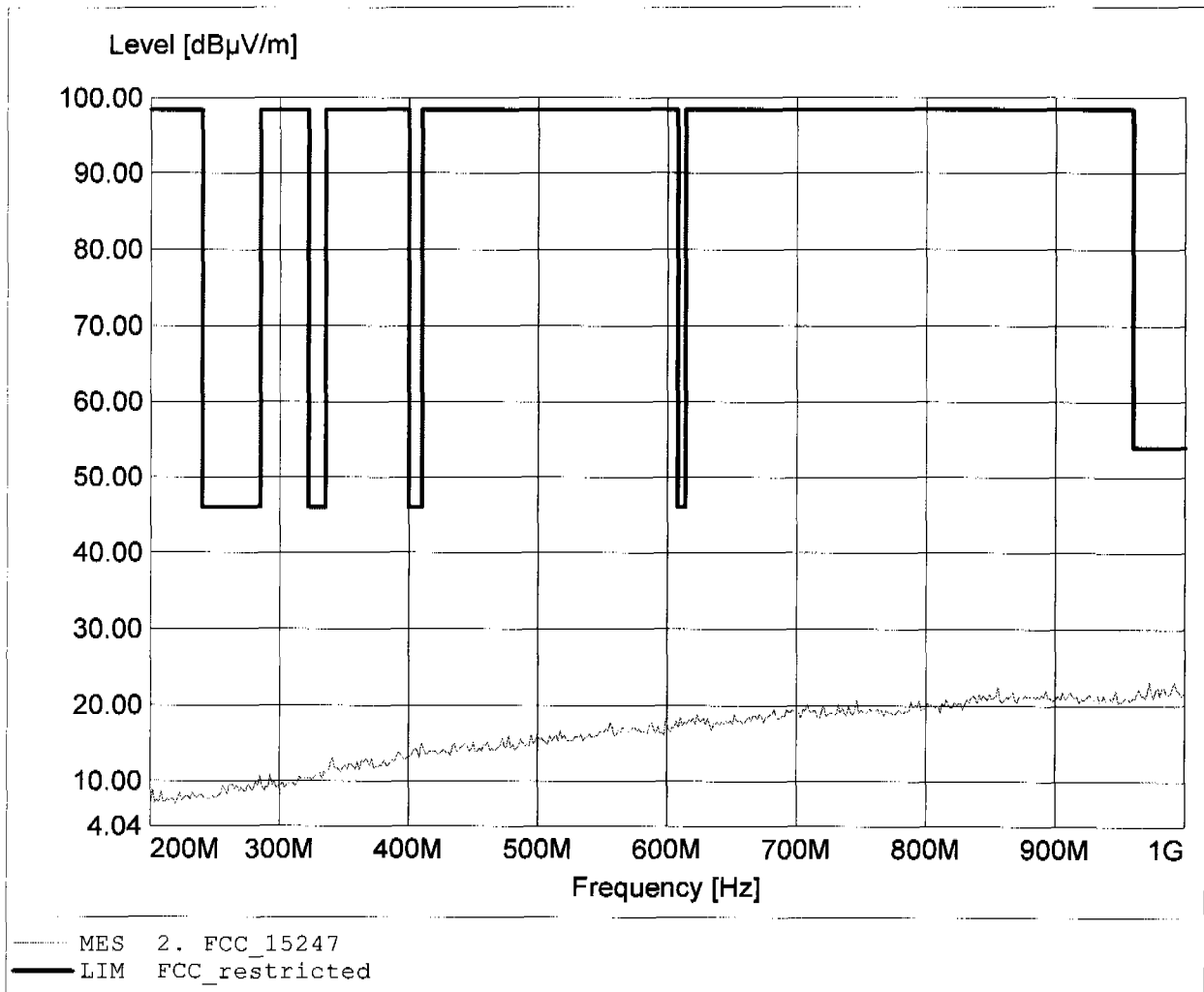
Approval Holder: KIRK telecom A/S
EUT: 2.4 GHz Communication System (portable part) / Ch.: 78
Model: PP5N 2G4
Test Site / Operator: ETS / Mr. Handrik
Temperature/ Voltage: 25°C / Unom: 3.6 V DC
Test Specification: according to §15.247
Comment 1: Dist.: 3m, Ant.: HL 223, amplif.
Comment 2: Freq: 991.984MHz, Emax: 23.06dBµV/m, RBW: 100kHz



Spurious emissions Field Strength

FCC RULES PART 15, SUBPART C

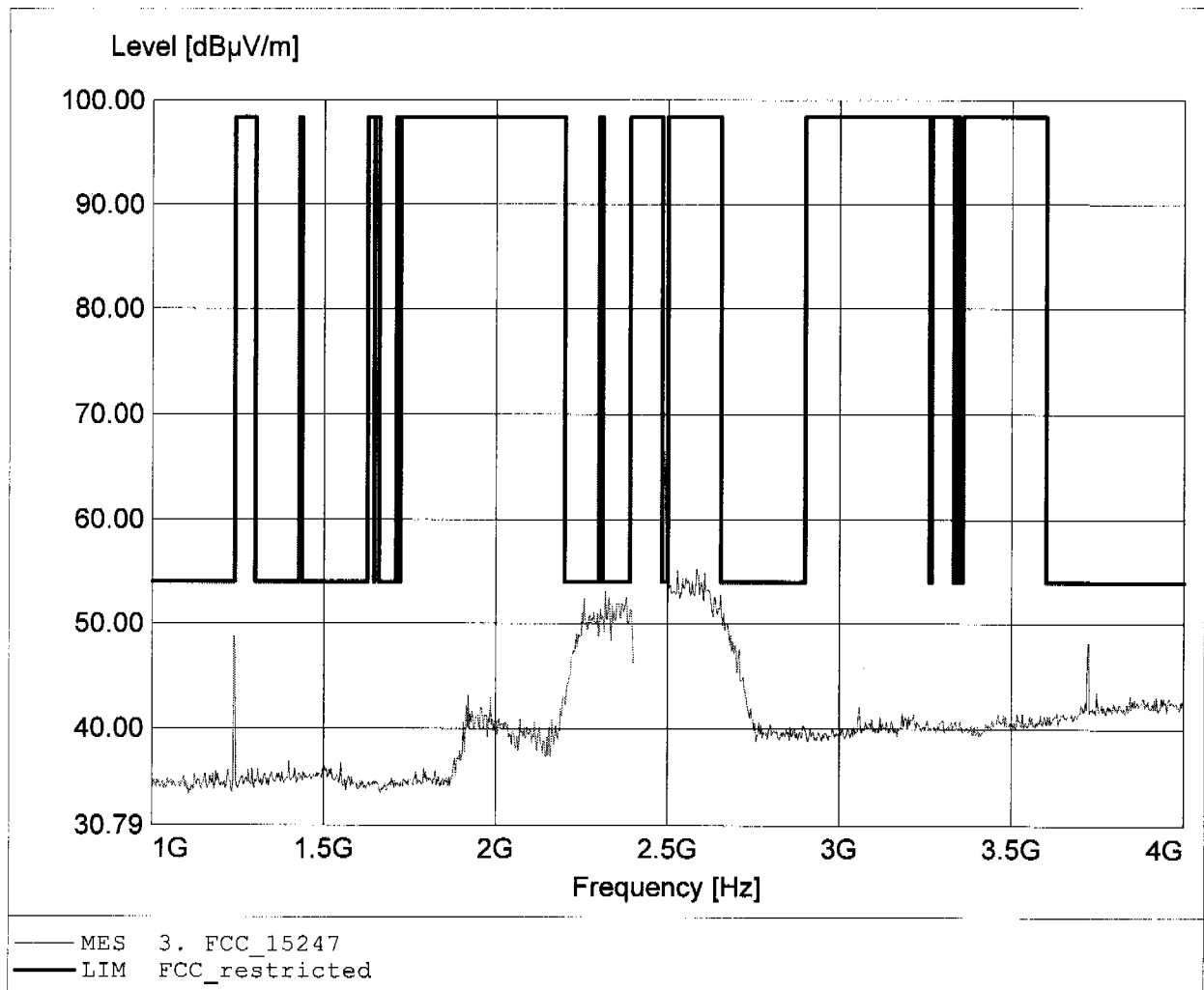
Approval Holder: KIRK telecom A/S
EUT: 2.4 GHz Communication System (portable part) / Ch.: 78
Model: PP5N 2G4
Test Site / Operator: ETS / Mr. Handrik
Temperature/ Voltage: 25°C / Unom: 3.6 V DC
Test Specification: according to §15.247
Comment 1: Dist.: 3m, Ant.: HL 223, amplif.
Comment 2: Freq: 991.984MHz, Emax: 23.22dBµV/m, RBW: 100kHz



Spurious emissions Field Strength

FCC RULES PART 15, SUBPART C

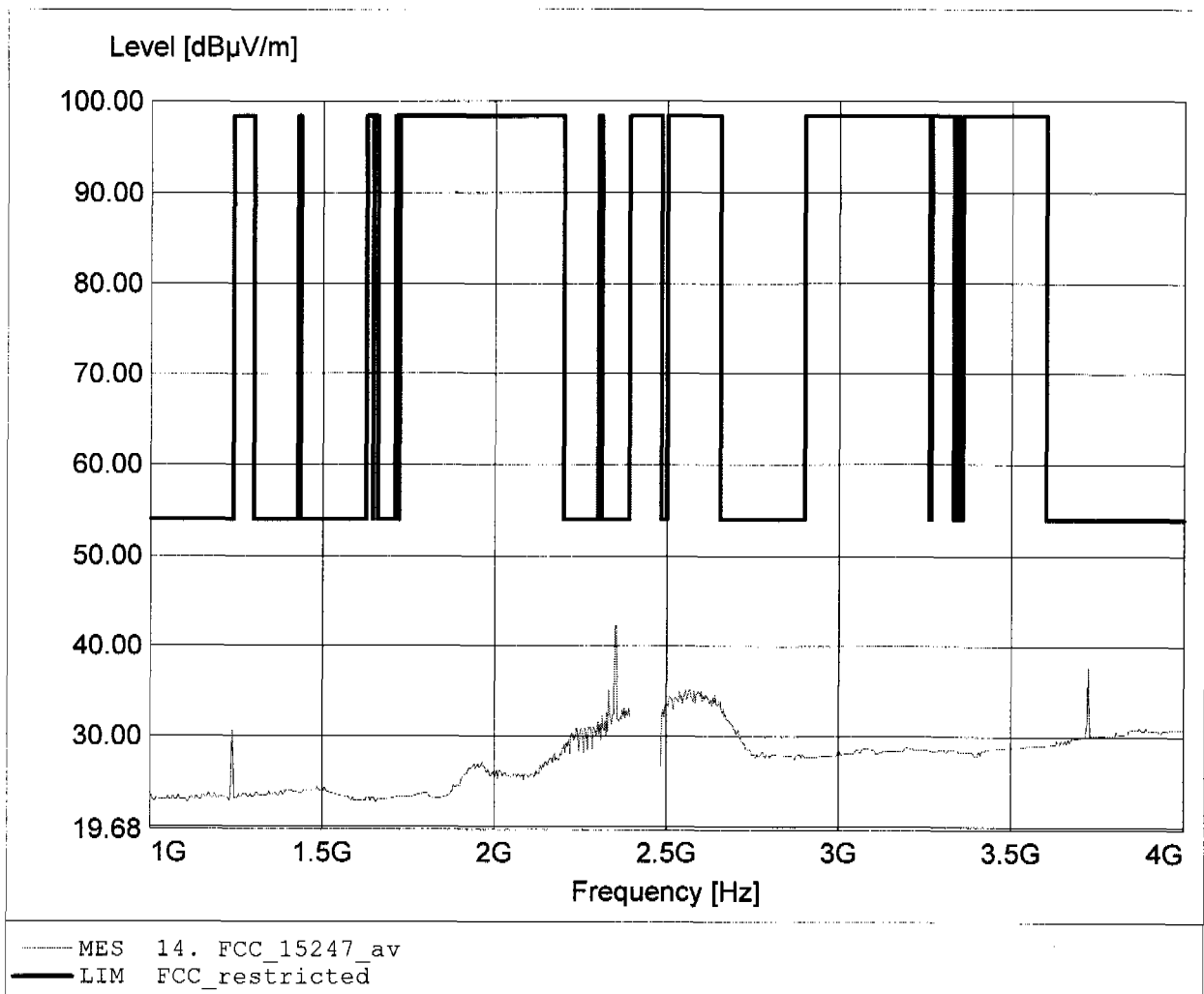
Approval Holder: KIRK telecom A/S
EUT: 2.4 GHz Communication System (portable part) / Ch.: 78
Model: PP5N 2G4
Test Site / Operator: ETS / Mr. Handrik
Temperature/ Voltage: 25°C / Unom: 3.6 V DC
Test Specification: according to §15.247, peak detector
Comment 1: Dist.: 3m, Ant.: BBHA9120D, amplif.
Comment 2: Freq: 2.490GHz, Emax: 66.50dBµV/m, RBW: 1MHz



Spurious emissions Field Strength

FCC RULES PART 15, SUBPART C

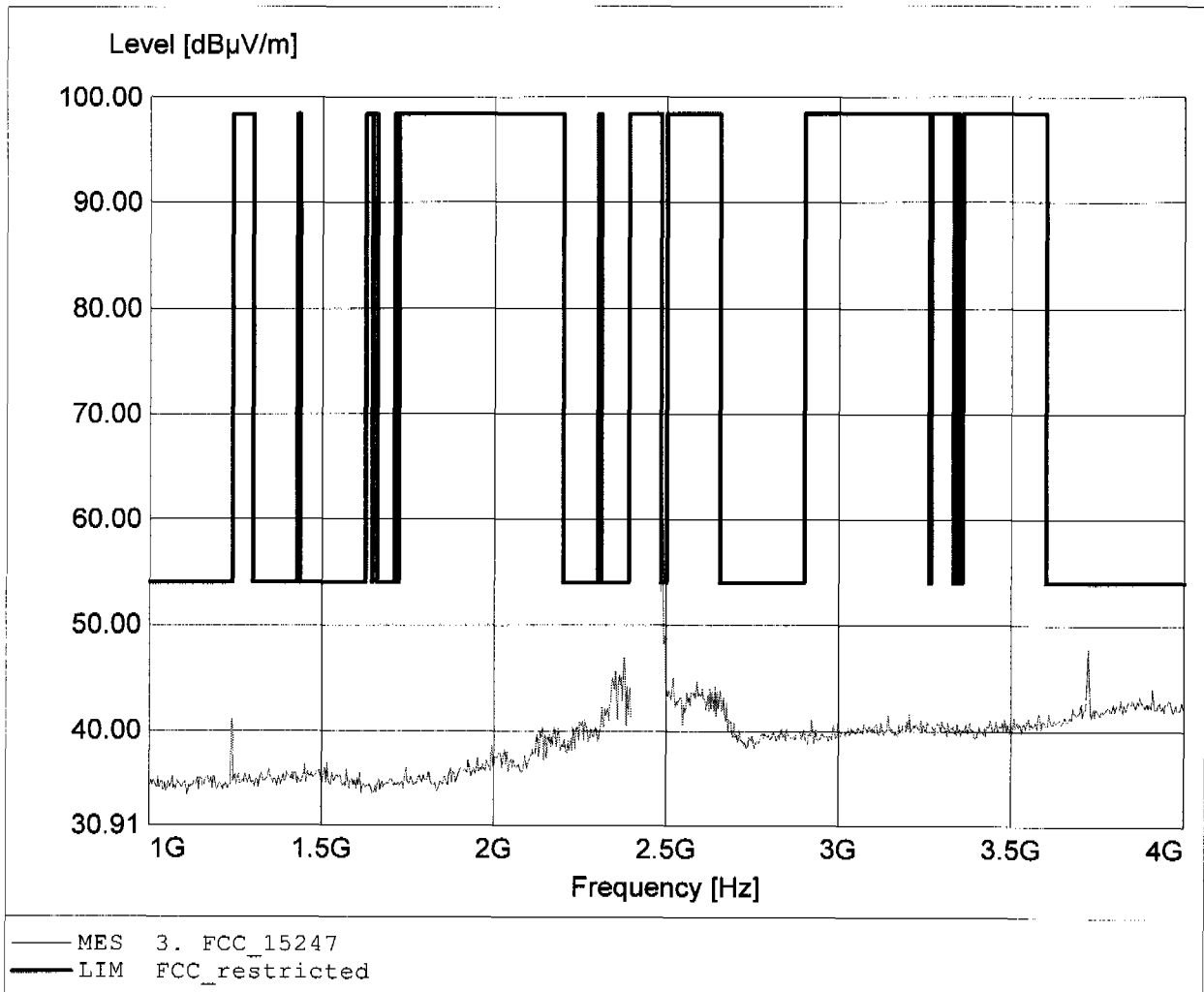
Approval Holder: KIRK telecom A/S
EUT: 2.4 GHz Communication System (portable part) / Ch.: 78
Model: PP5N 2G4
Test Site / Operator: ETS / Mr. Handrik
Temperature/ Voltage: 25°C / Unom: 3.6 V DC
Test Specification: according to §15.247, average detector
Comment 1: Dist.: 3m, Ant.: BBHA9120D, amplif.
Comment 2: Freq: 2.352GHz, Emax: 42.44dB μ V/m, RBW: 1MHz



Spurious emissions Field Strength

FCC RULES PART 15, SUBPART C

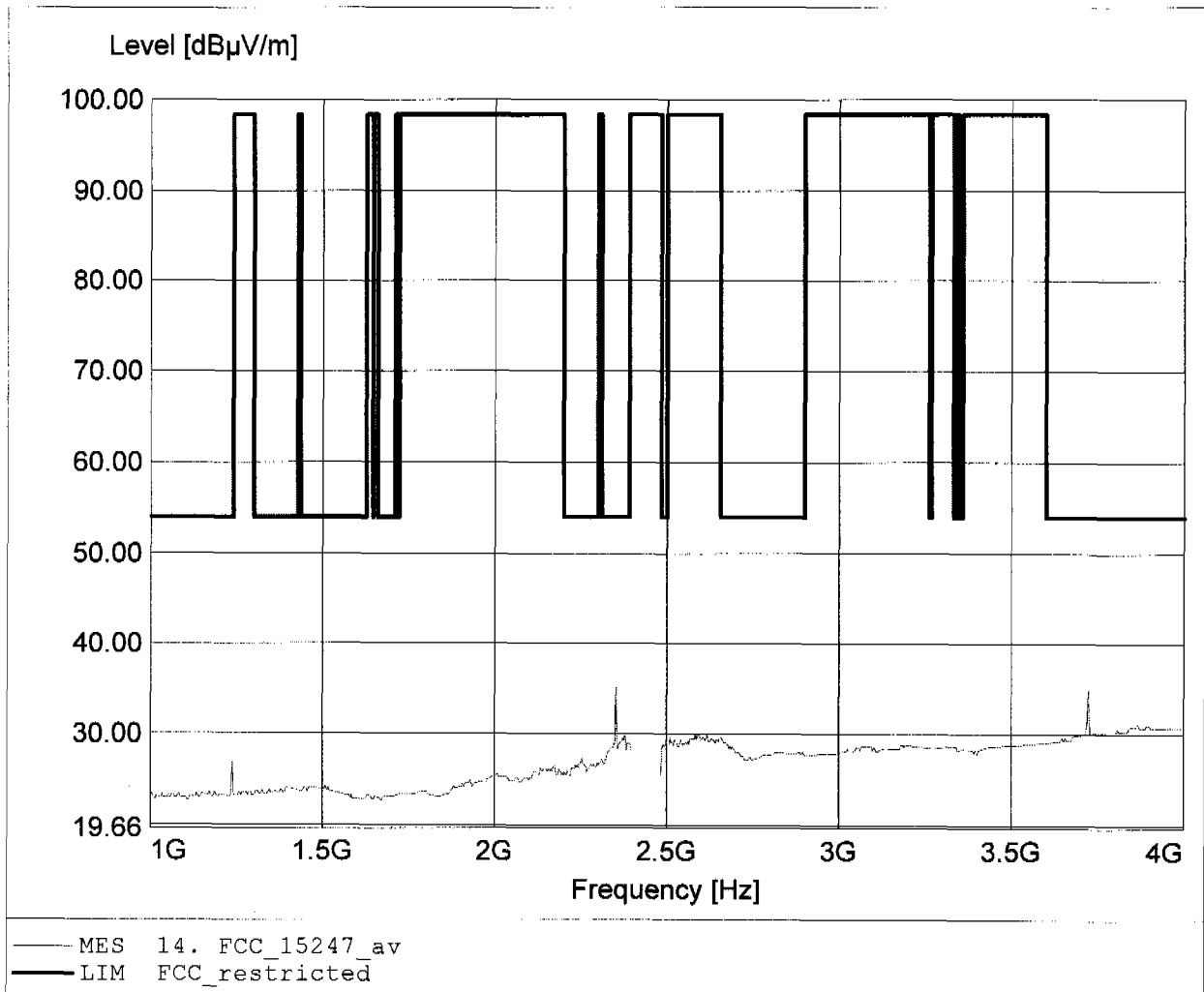
Approval Holder: KIRK telecom A/S
EUT: 2.4 GHz Communication System (portable part) / Ch.: 78
Model: PP5N 2G4
Test Site / Operator: ETS / Mr. Handrik
Temperature/ Voltage: 25°C / Unom: 3.6 V DC
Test Specification: according to §15.247, peak detector
Comment 1: Dist.: 3m, Ant.: BBHA9120D, amplif.
Comment 2: Freq: 2.490GHz, Emax: 59.59dBµV/m, RBW: 1MHz



Spurious emissions Field Strength

FCC RULES PART 15, SUBPART C

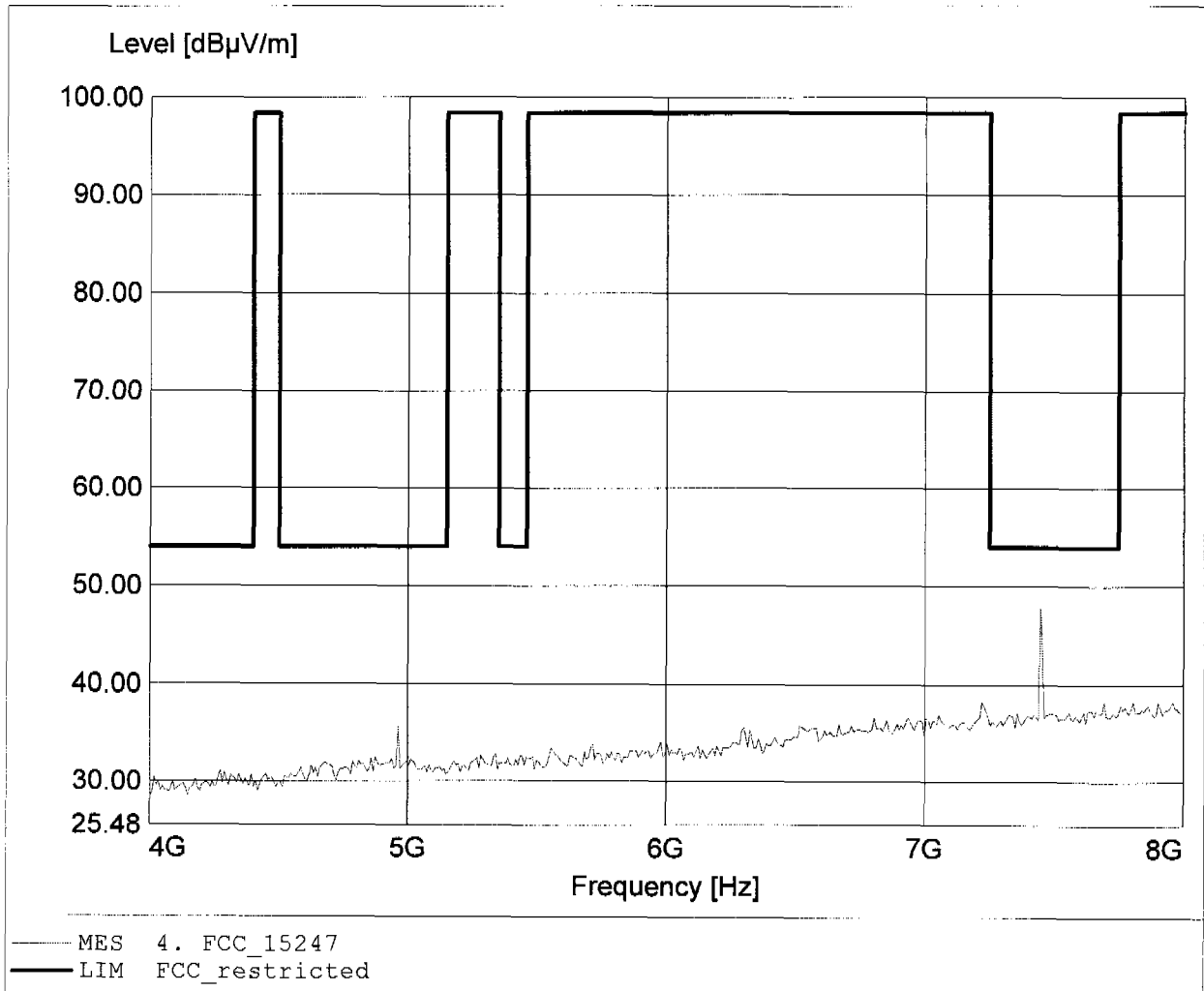
Approval Holder: KIRK telecom A/S
EUT: 2.4 GHz Communication System (portable part) / Ch.: 78
Model: PP5N 2G4
Test Site / Operator: ETS / Mr. Handrik
Temperature/ Voltage: 25°C / Unom: 3.6 V DC
Test Specification: according to S15.247, average detector
Comment 1: Dist.: 3m, Ant.: BBHA9120D, amplif.
Comment 2: Freq: 2.352GHz, Emax: 35.13dBµV/m, RBW: 1MHz



Spurious emissions Field Strength

FCC RULES PART 15, SUBPART C

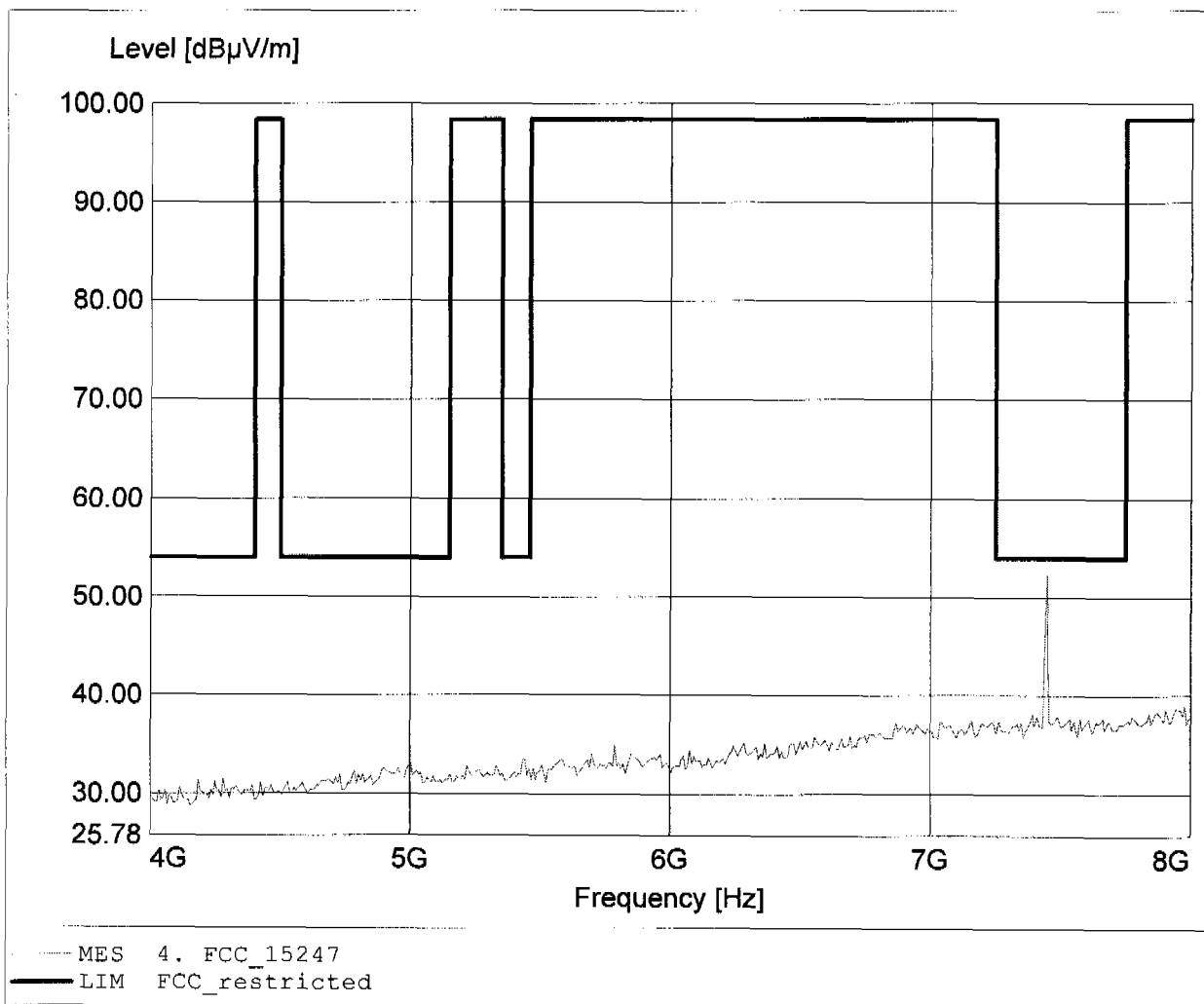
Approval Holder: KIRK telecom A/S
EUT: 2.4 GHz Communication System (portable part) / Ch.: 78
Model: PP5N 2G4
Test Site / Operator: ETS / Mr. Handrik
Temperature/ Voltage: 25°C / Unom: 3.6 V DC
Test Specification: according to S15.247, peak detector
Comment 1: Dist.: 3m, Ant.: BBHA9120D, ampl.+HP.
Comment 2: Freq: 7.447GHz, Emax: 47.82dBµV/m, RBW: 1MHz



Spurious emissions Field Strength

FCC RULES PART 15, SUBPART C

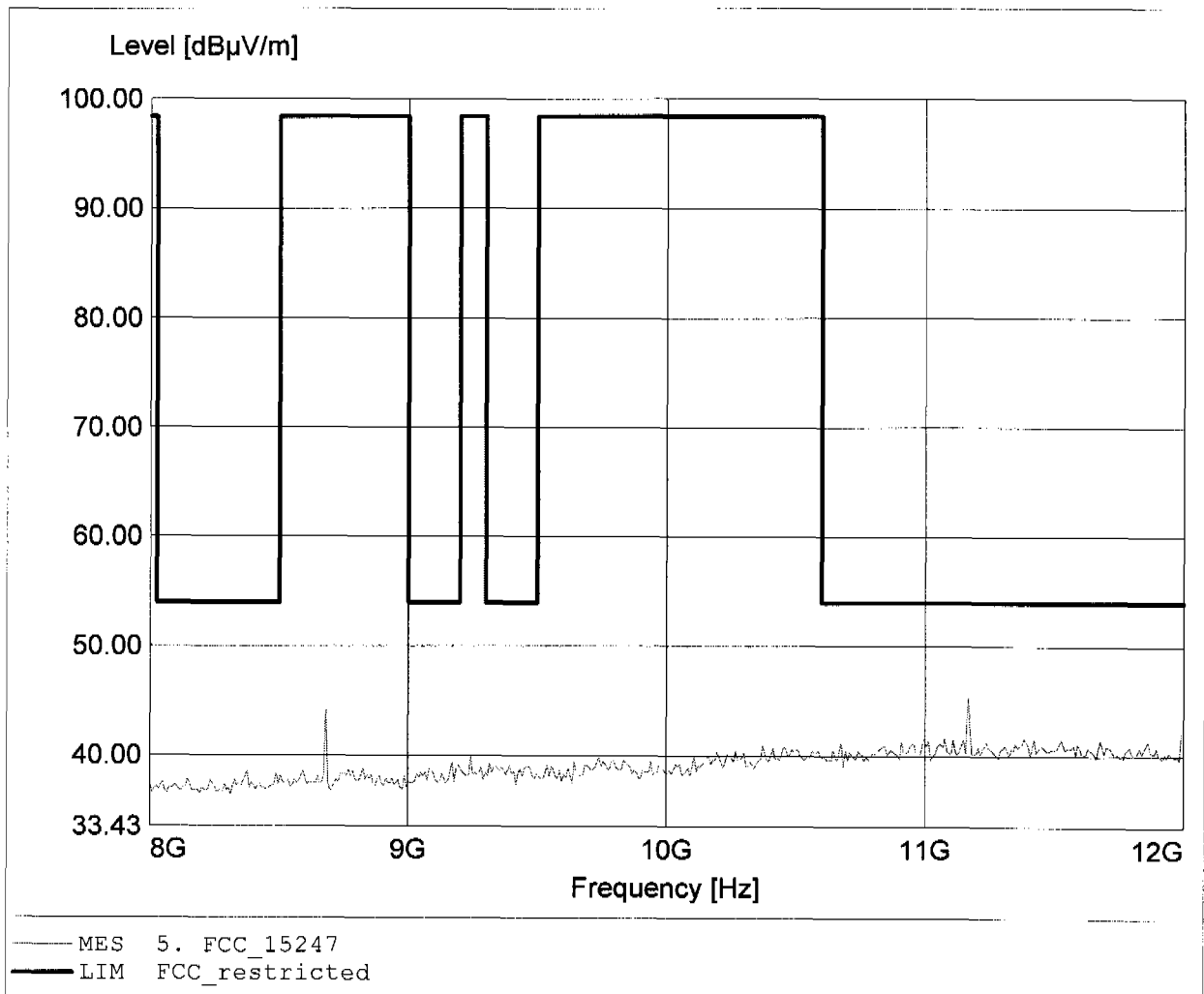
Approval Holder: KIRK telecom A/S
EUT: 2.4 GHz Communication System (portable part) / Ch.: 78
Model: PP5N 2G4
Test Site / Operator: ETS / Mr. Handrik
Temperature/ Voltage: 25°C / Unom: 3.6 V DC
Test Specification: according to §15.247, peak detector
Comment 1: Dist.: 3m, Ant.: BBHA9120D, ampl.+HP.
Comment 2: Freq: 7.447GHz, Emax: 52.27dBµV/m, RBW: 1MHz



Spurious emissions Field Strength

FCC RULES PART 15, SUBPART C

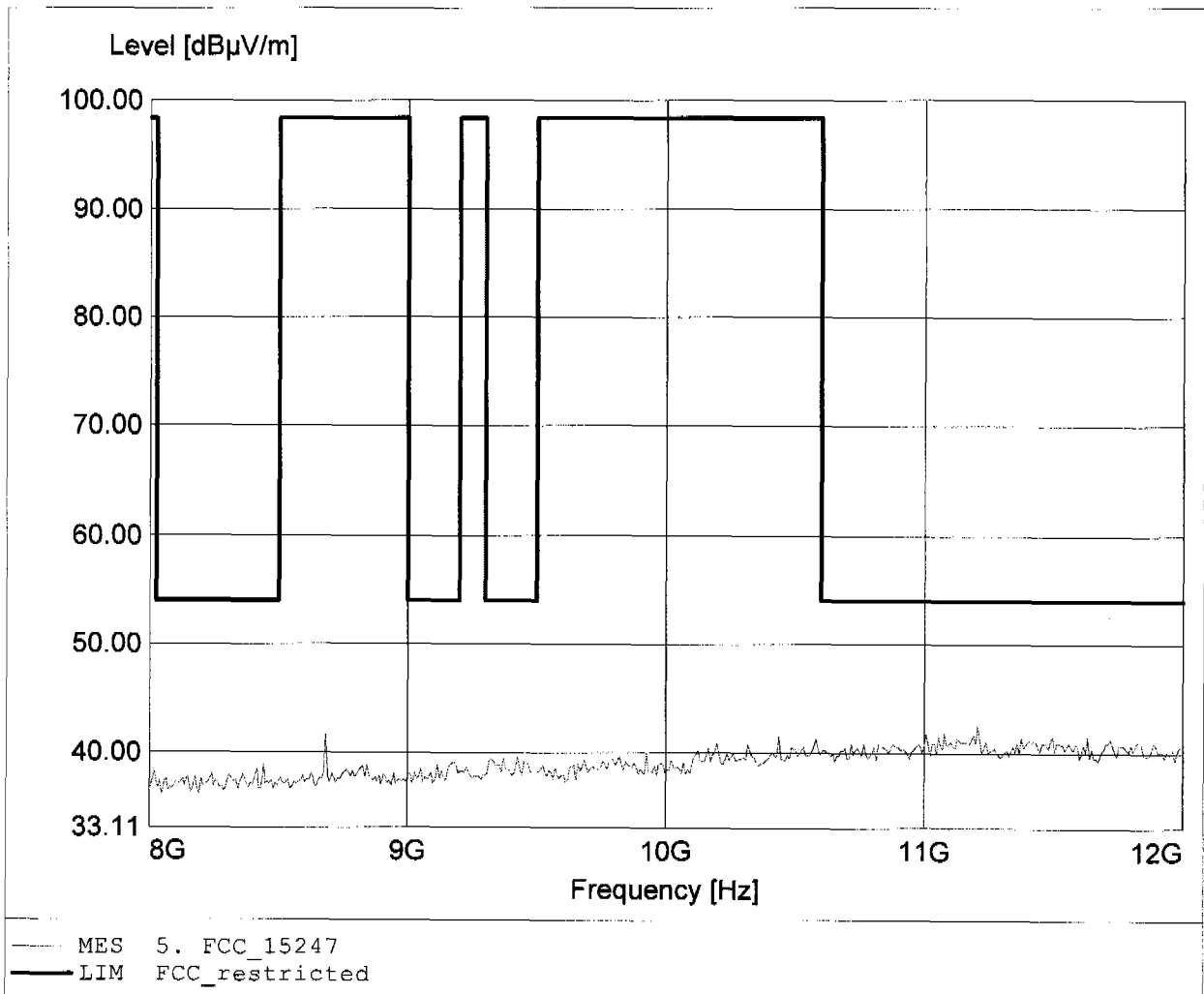
Approval Holder: KIRK telecom A/S
EUT: 2.4 GHz Communication System (portable part) / Ch.: 78
Model: PP5N 2G4
Test Site / Operator: ETS / Mr. Handrik
Temperature/ Voltage: 25°C / Unom: 3.6 V DC
Test Specification: according to S15.247, peak detector
Comment 1: Dist.: 3m, Ant.: BBHA9120D, ampl.+HP.
Comment 2: Freq: 11.166GHz, Emax: 45.41dB μ V/m, RBW: 1MHz



Spurious emissions Field Strength

FCC RULES PART 15, SUBPART C

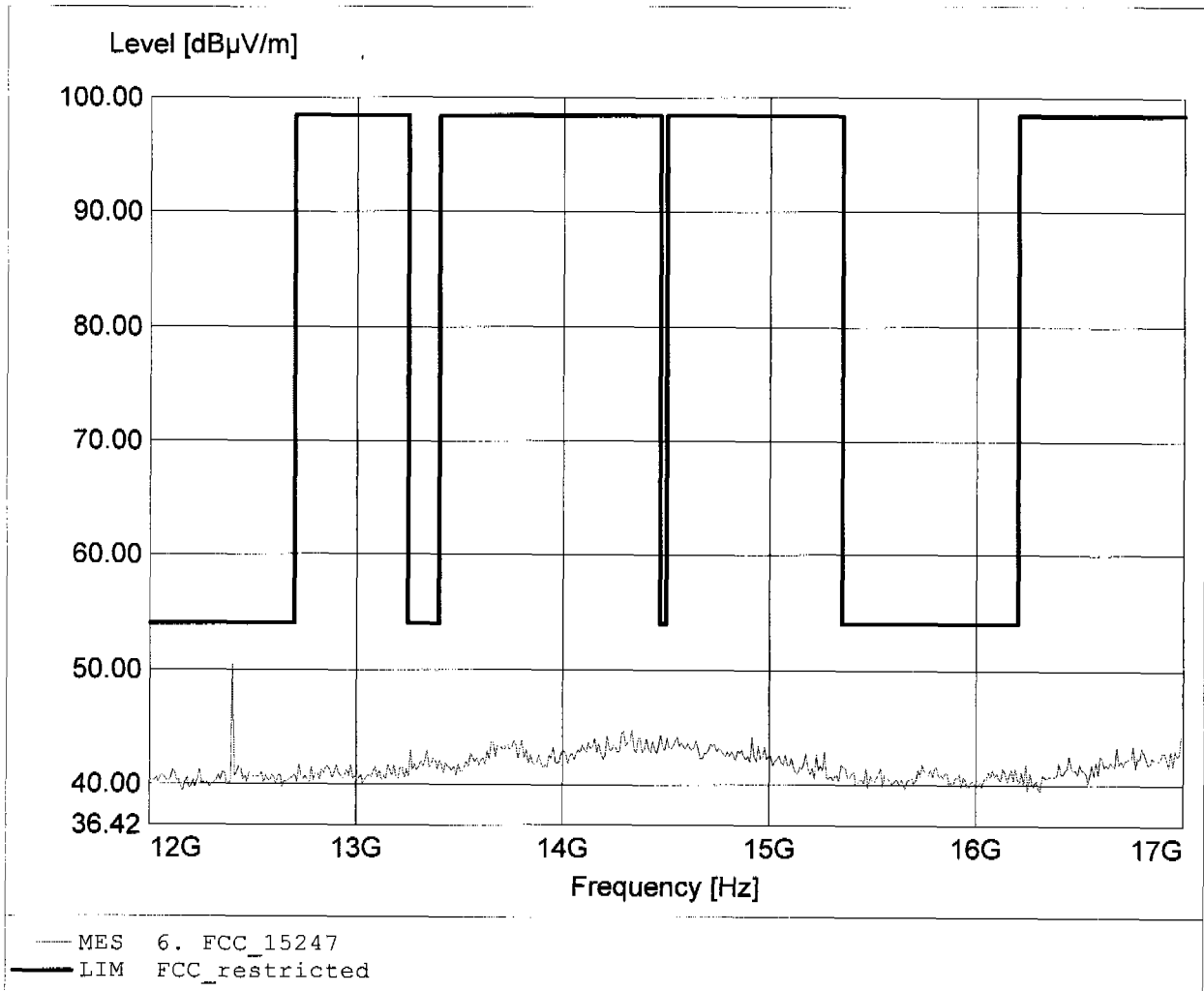
Approval Holder: KIRK telecom A/S
EUT: 2.4 GHz Communication System (portable part) / Ch.: 78
Model: PP5N 2G4
Test Site / Operator: ETS / Mr. Handrik
Temperature/ Voltage: 25°C / Unom: 3.6 V DC
Test Specification: according to §15.247, peak detector
Comment 1: Dist.: 3m, Ant.: BBHA9120D, ampl.+HP.
Comment 2: Freq: 11.206GHz, Emax: 42.49dBµV/m, RBW: 1MHz



Spurious emissions Field Strength

FCC RULES PART 15, SUBPART C

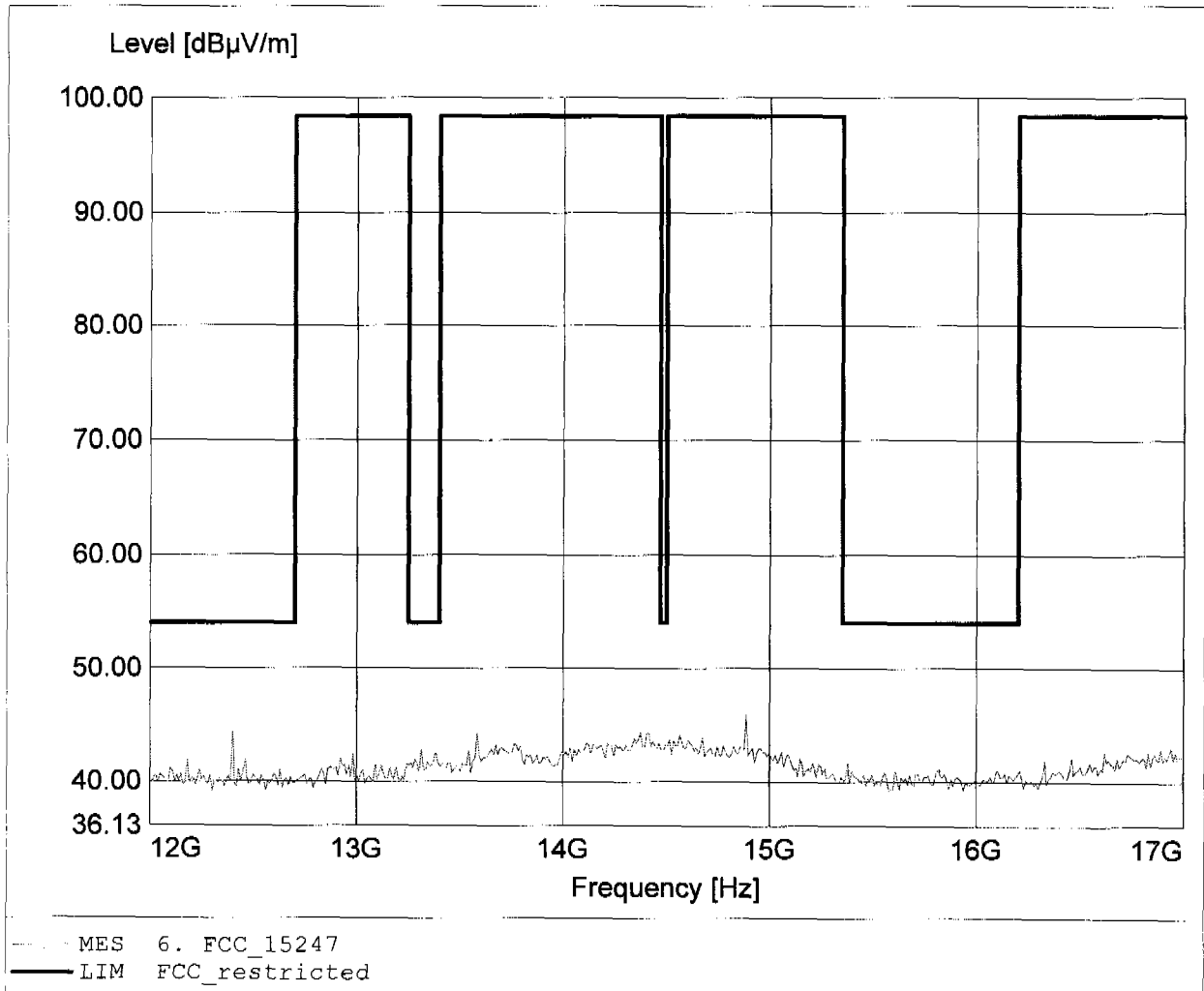
Approval Holder: KIRK telecom A/S
EUT: 2.4 GHz Communication System (portable part) / Ch.: 78
Model: PP5N 2G4
Test Site / Operator: ETS / Mr. Handrik
Temperature/ Voltage: 25°C / Unom: 3.6 V DC
Test Specification: according to S15.247, peak detector
Comment 1: Dist.: 3m, Ant.: BBHA9120D, ampl.+HP.
Comment 2: Freq: 12.401GHz, Emax: 50.46dBµV/m, RBW: 1MHz



Spurious emissions Field Strength

FCC RULES PART 15, SUBPART C

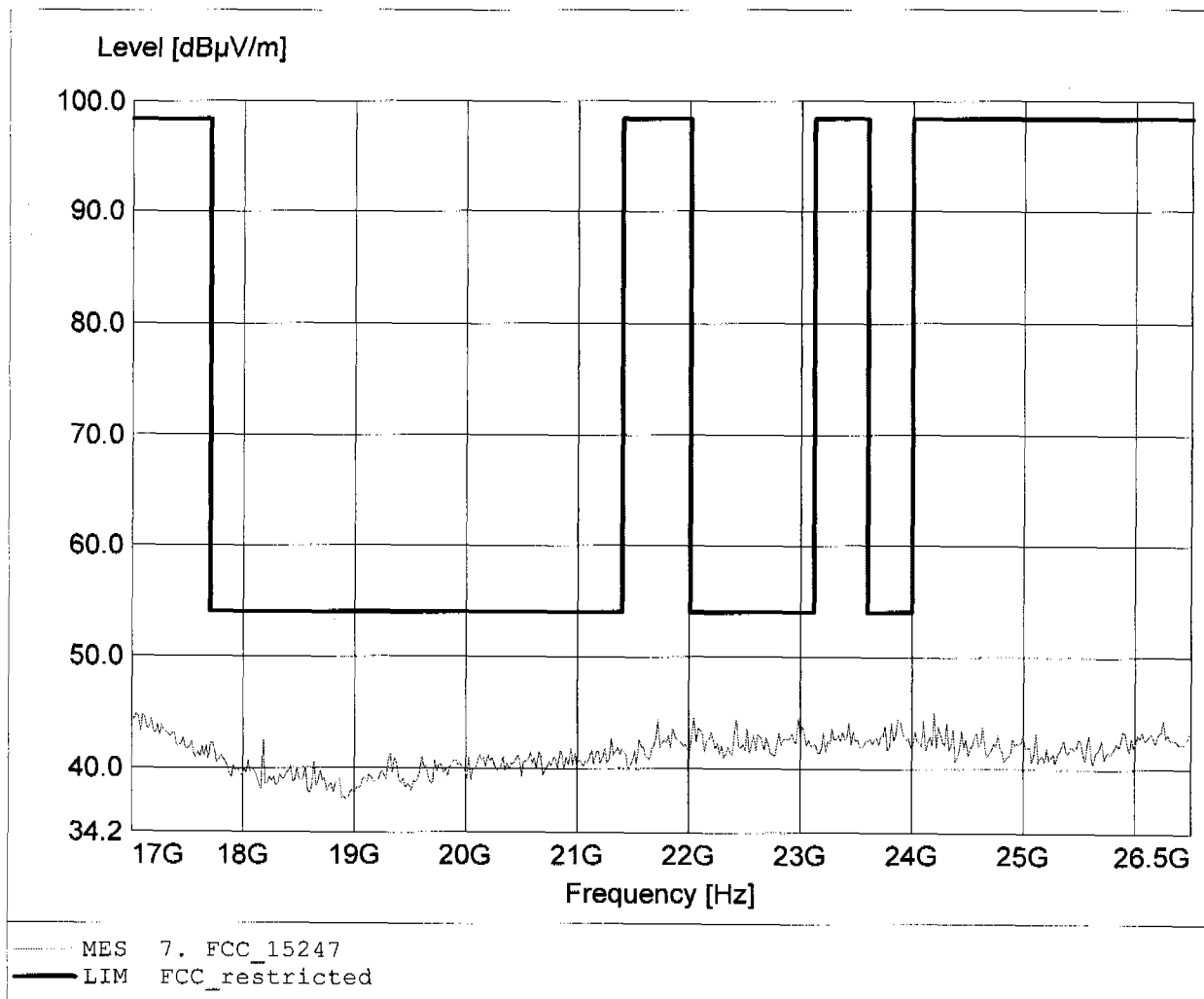
Approval Holder: KIRK telecom A/S
EUT: 2.4 GHz Communication System (portable part) / Ch.: 78
Model: PP5N 2G4
Test Site / Operator: ETS / Mr. Handrik
Temperature/ Voltage: 25°C / Unom: 3.6 V DC
Test Specification: according to S15.247, peak detector
Comment 1: Dist.: 3m, Ant.: BBHA9120D, ampl.+HP.
Comment 2: Freq: 14.886GHz, Emax: 45.96dB μ V/m, RBW: 1MHz



Spurious emissions Field Strength

FCC RULES PART 15, SUBPART C

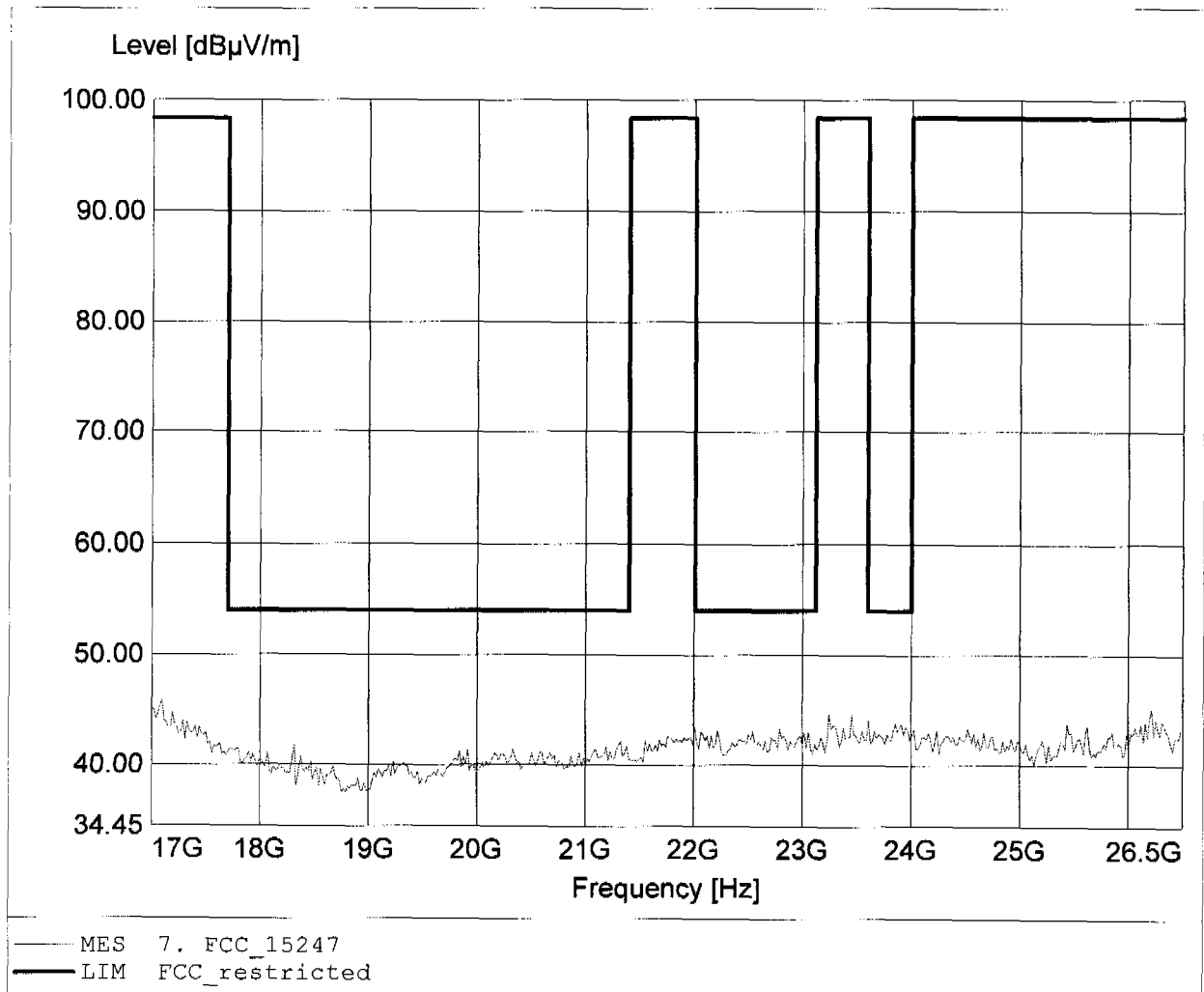
Approval Holder: KIRK telecom A/S
EUT: 2.4 GHz Communication System (portable part) / Ch.: 78
Model: PP5N 2G4
Test Site / Operator: ETS / Mr. Handrik
Temperature/ Voltage: 25°C / Unom: 3.6 V DC
Test Specification: according to S15.247, peak detector
Comment 1: Dist.: 3m, Ant.: HL025, amplif.
Comment 2: Freq: 24.196GHz, Emax: 44.99dB μ V/m, RBW: 1MHz



Spurious emissions Field Strength

FCC RULES PART 15, SUBPART C

Approval Holder: KIRK telecom A/S
EUT: 2.4 GHz Communication System (portable part) / Ch.: 78
Model: PP5N 2G4
Test Site / Operator: ETS / Mr. Handrik
Temperature/ Voltage: 25°C / Unom: 3.6 V DC
Test Specification: according to S15.247, peak detector
Comment 1: Dist.: 3m, Ant.: HL025, amplif.
Comment 2: Freq: 17.095GHz, Emax: 45.90dBµV/m, RBW: 1MHz





Appendix D

Spurious Emissions conducted - Transmitter operating

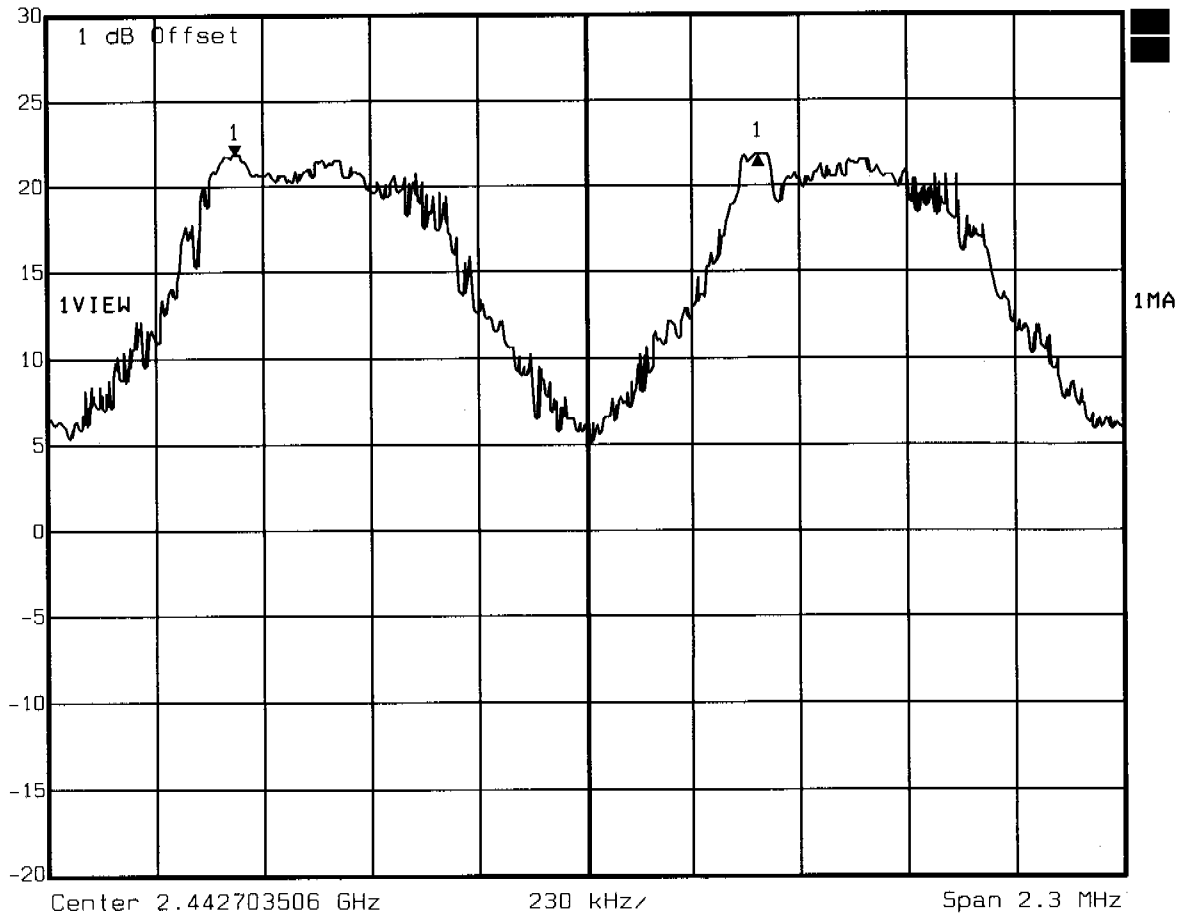


Appendix E

Carrier Frequency Separation



Delta 1 [T1] RBW 100 kHz RF Att 40 dB
Ref Lvl 0.00 dB VBW 100 kHz
30 dBm 1.12216523 MHz SWT 5 ms Unit dBm



Title: Carrier Frequency Separation
Comment A: PP5N 264
Date: 12.JUL.2005 11:18:41



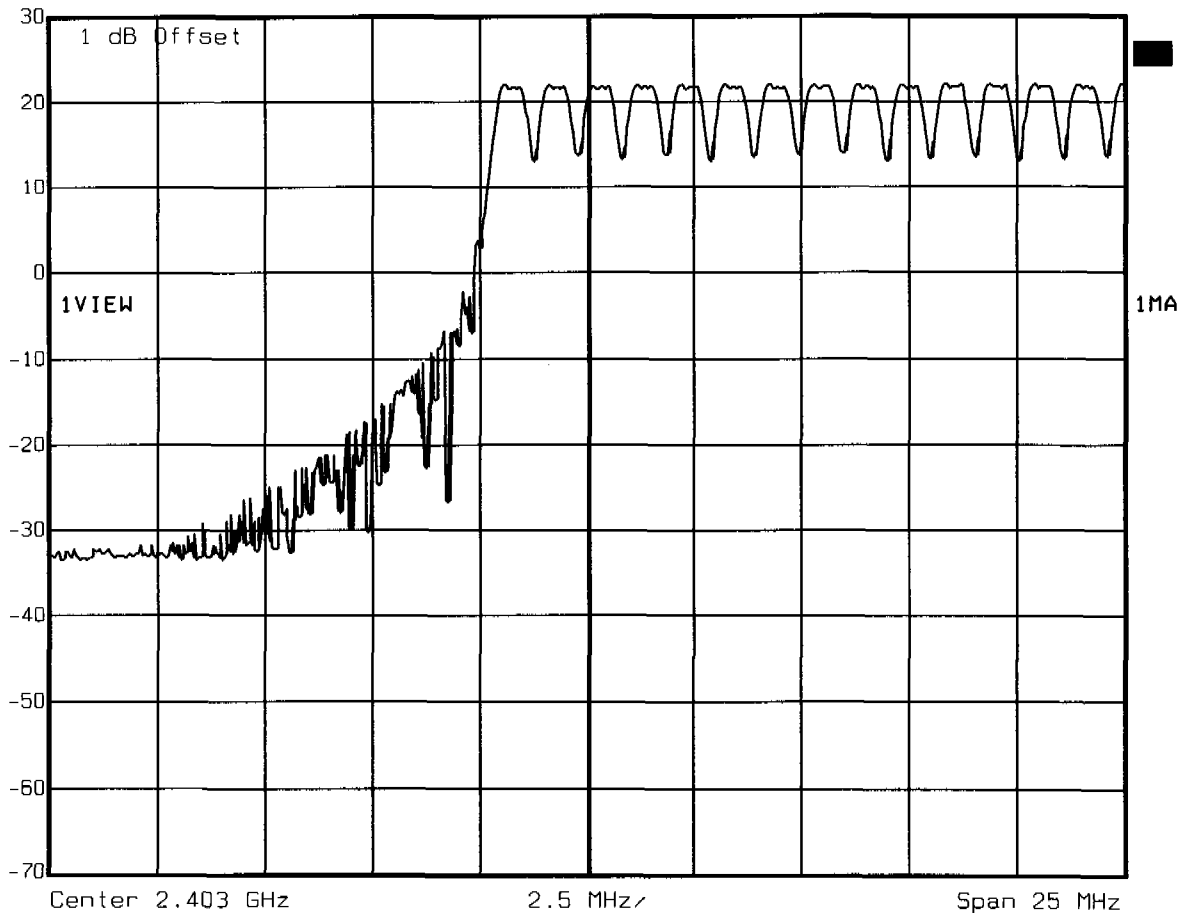
Appendix F

Number of Hopping Frequencies



Ref Lvl
30 dBm

RBW 300 kHz RF Att 50 dB
VBW 300 kHz
SWT 5 ms Unit dBm

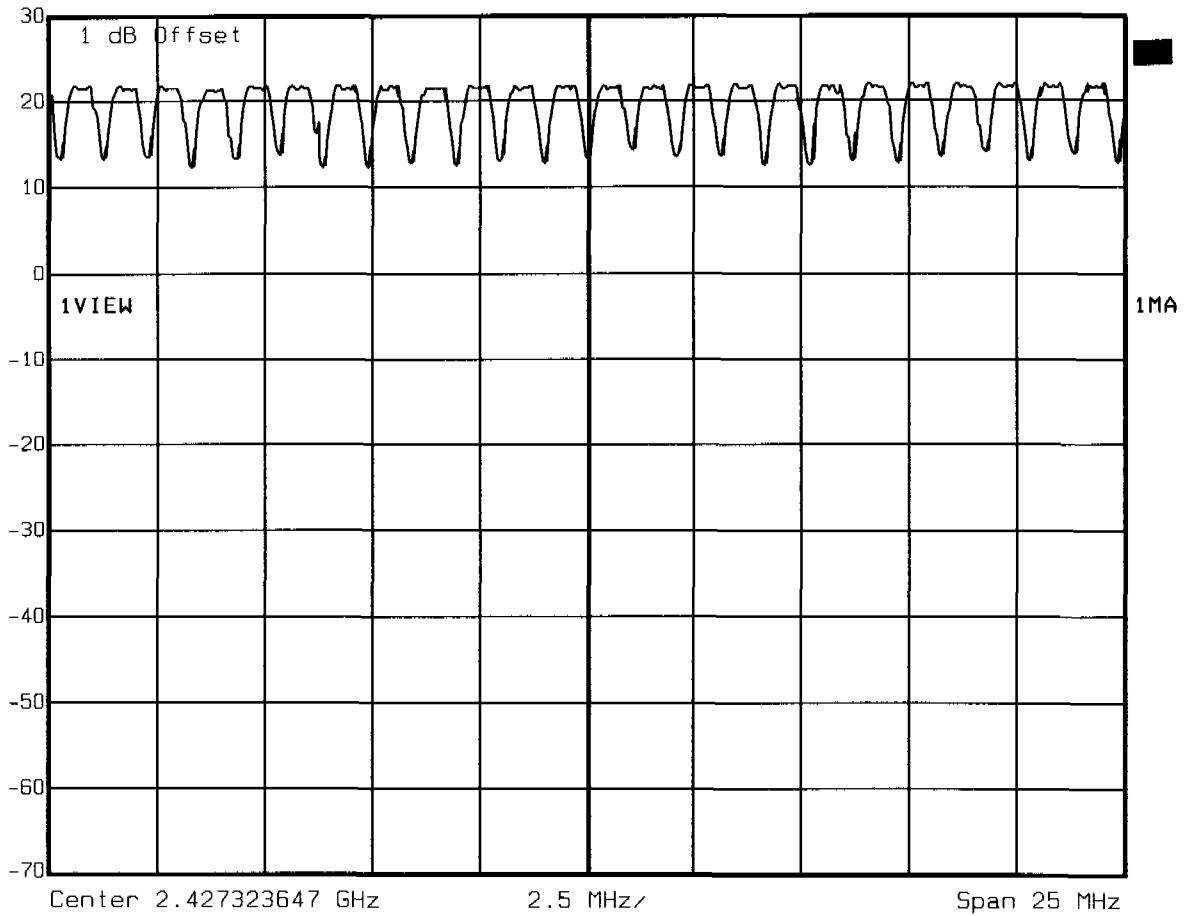


Title: Number of Hopping Frequencies Ch.: 0-13
Comment A: PP5N 2G4
Date: 12.JUL.2005 07:10:20



Ref Lvl
30 dBm

RBW 300 kHz RF Att 50 dB
VBW 300 kHz
SWT 5 ms Unit dBm

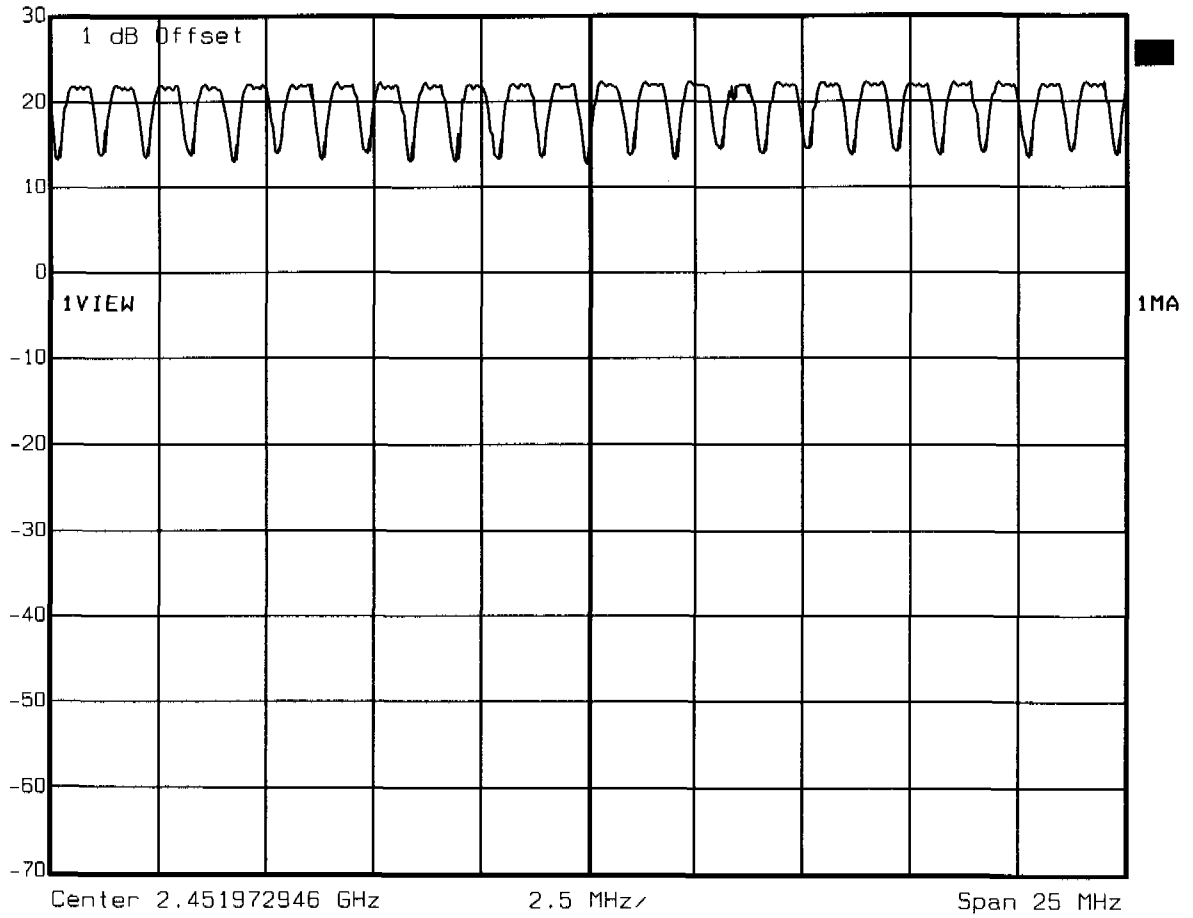


Title: Number of Hopping Frequencies Ch.: 14-37
Comment A: PP5N 2G4
Date: 12.JUL.2005 07:41:56



Ref Lvl
30 dBm

RBW 300 kHz RF Att 50 dB
VBW 300 kHz
SWT 5 ms Unit dBm

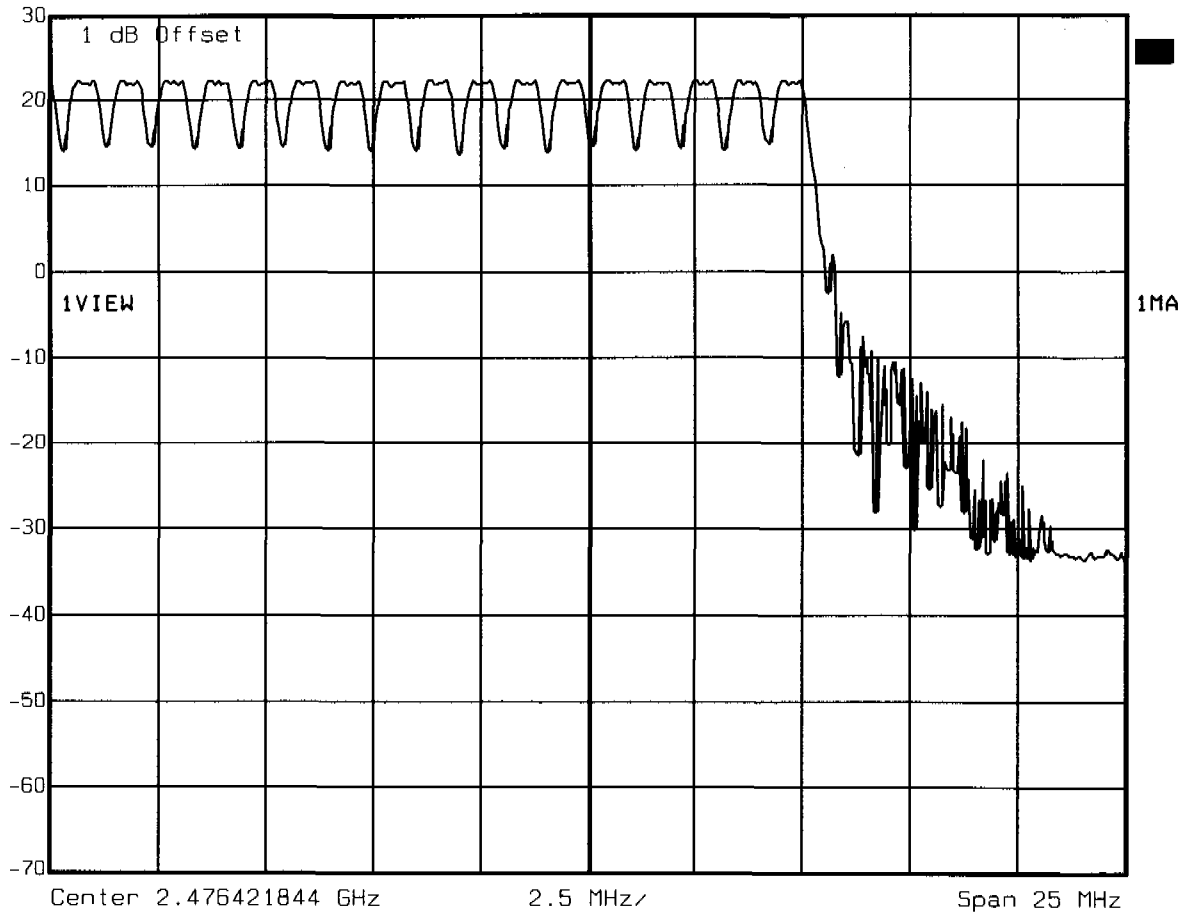


Title: Number of Hopping Frequencies Ch.: 38-61
Comment A: PP5N 2G4
Date: 12.JUL.2005 08:03:40



Ref Lvl
30 dBm

RBW 300 kHz RF Att 50 dB
VBW 300 kHz
SWT 5 ms Unit dBm



Title: Number of Hopping Frequencies Ch.: 62-78
Comment A: PP5N 264
Date: 12.JUL.2005 08:32:32

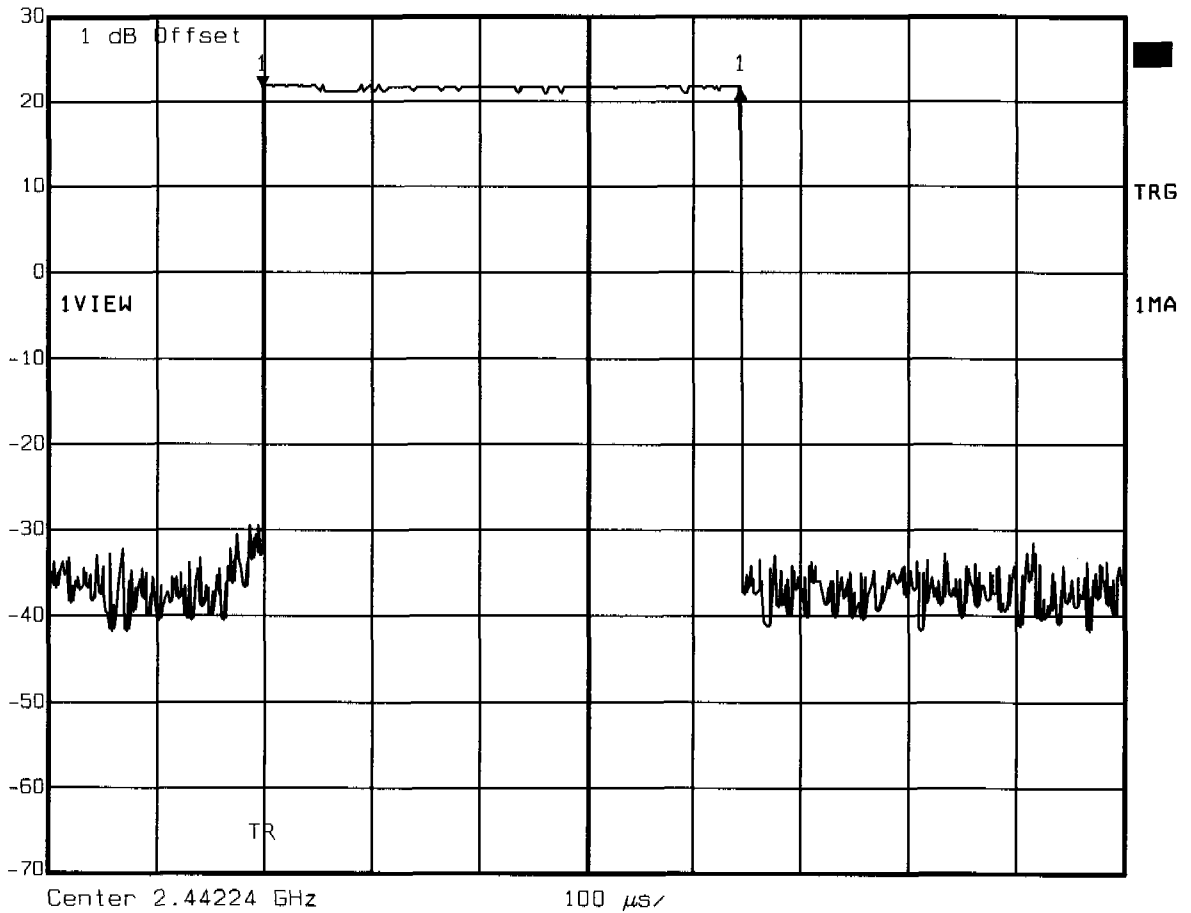


Appendix G

Time of Occupancy (Dwell Time)



Delta 1 [T1] RBW 1 MHz RF Att 50 dB
Ref Lvl -0.10 dB VBW 1 MHz
30 dBm 444.248497 μ s SWT 1 ms Unit dBm



Title: Time of occupancy (Hopping) 41 events*0.444248ms=18.214ms
Comment A: PP5N 264
Date: 12.JUL.2005 09:05:52

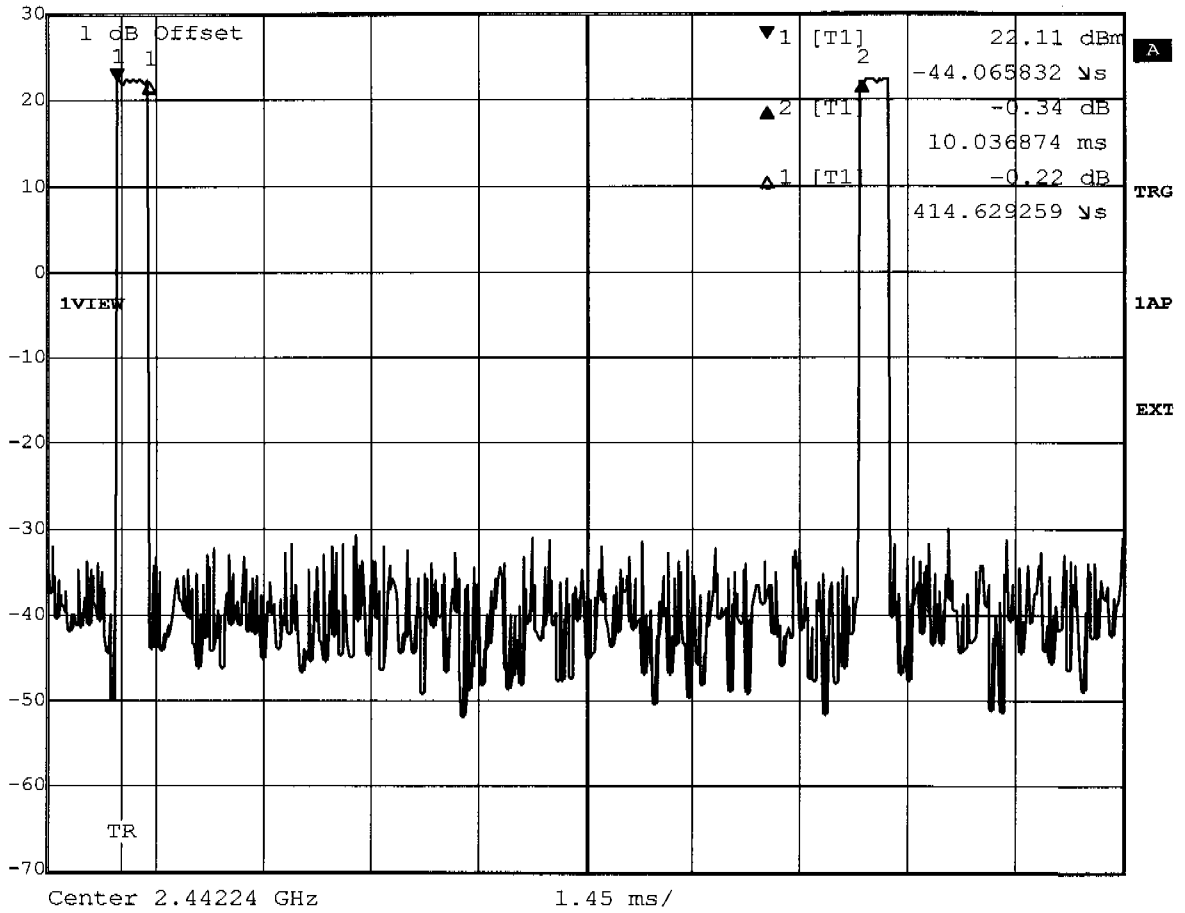


Delta 2 [T1]

RBW 1 MHz RF Att 50 dB

Ref Lvl -0.34 dB
30 dBm 10.036874 ms

VBW 1 MHz
SWT 14.5 ms Unit dBm



Title: Duty Cycle
Comment A: PP5N 2G4
Date: 8.JUL.2005 14:47:10



Delta 1 [T1]

RBW 1 MHz RF Att 50 dB

Ref Lvl

-0.56 dB

VBW 1 MHz

30 dBm

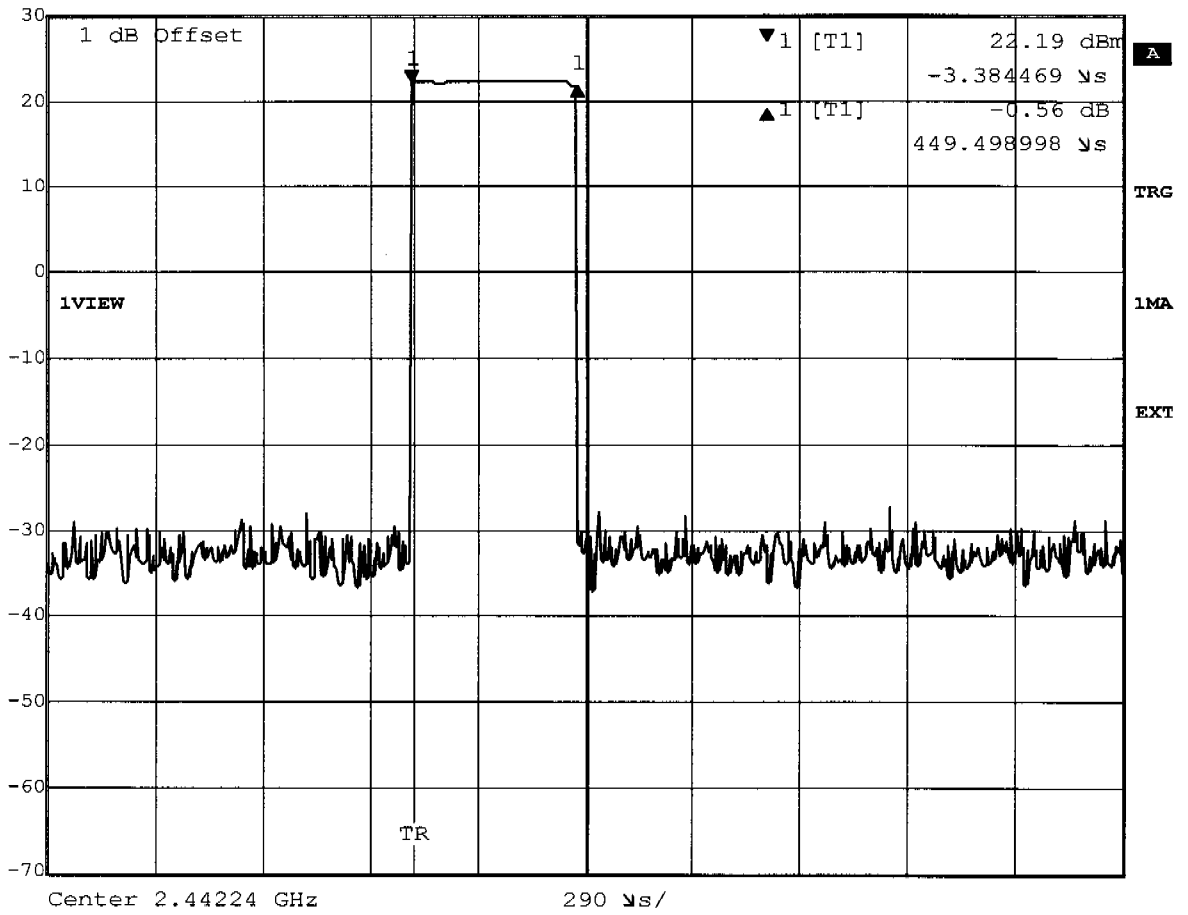
449.498998 μ s

SWT

2.9 ms

Unit

dBm



Title: Duty Cycle

Comment A: PP5N 2G4

Date: 8.JUL.2005 14:49:31

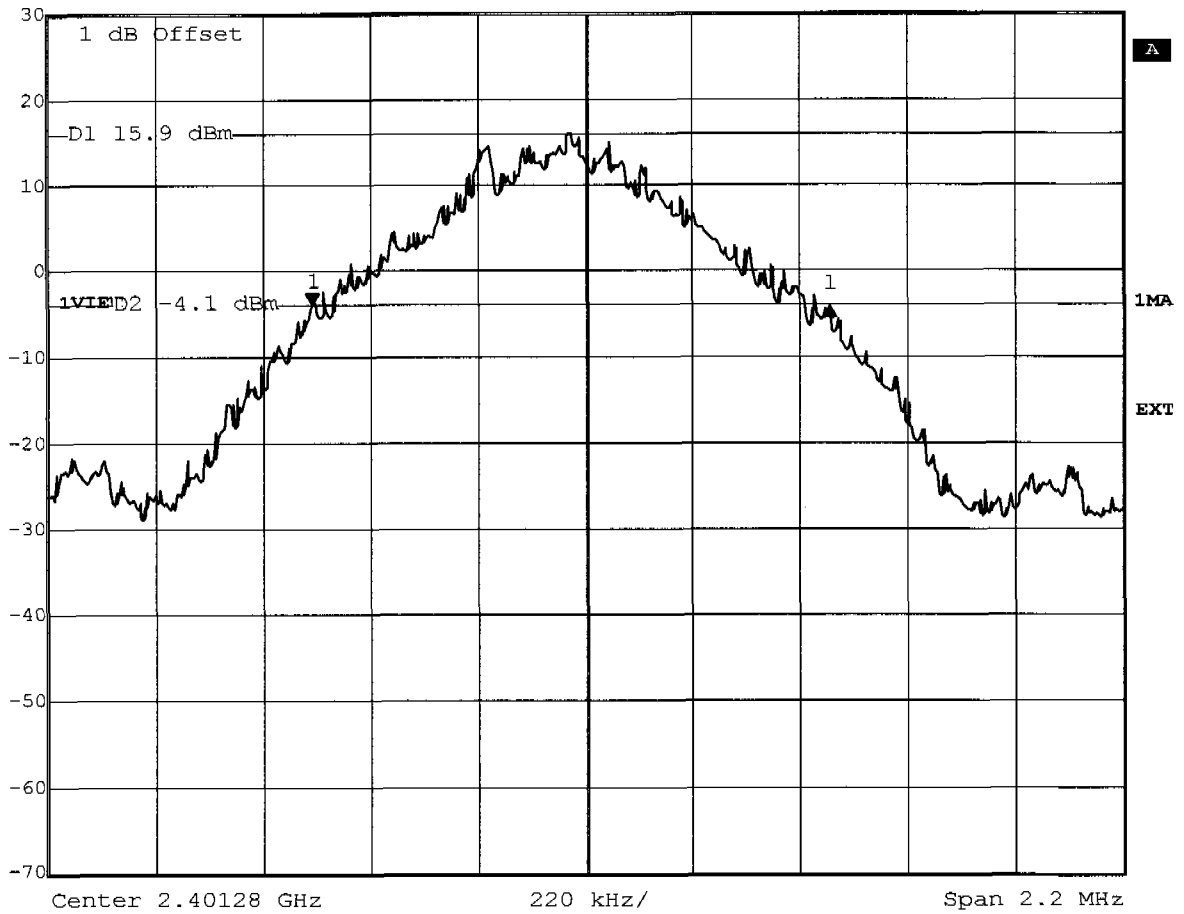


Appendix H

20dB Bandwidth



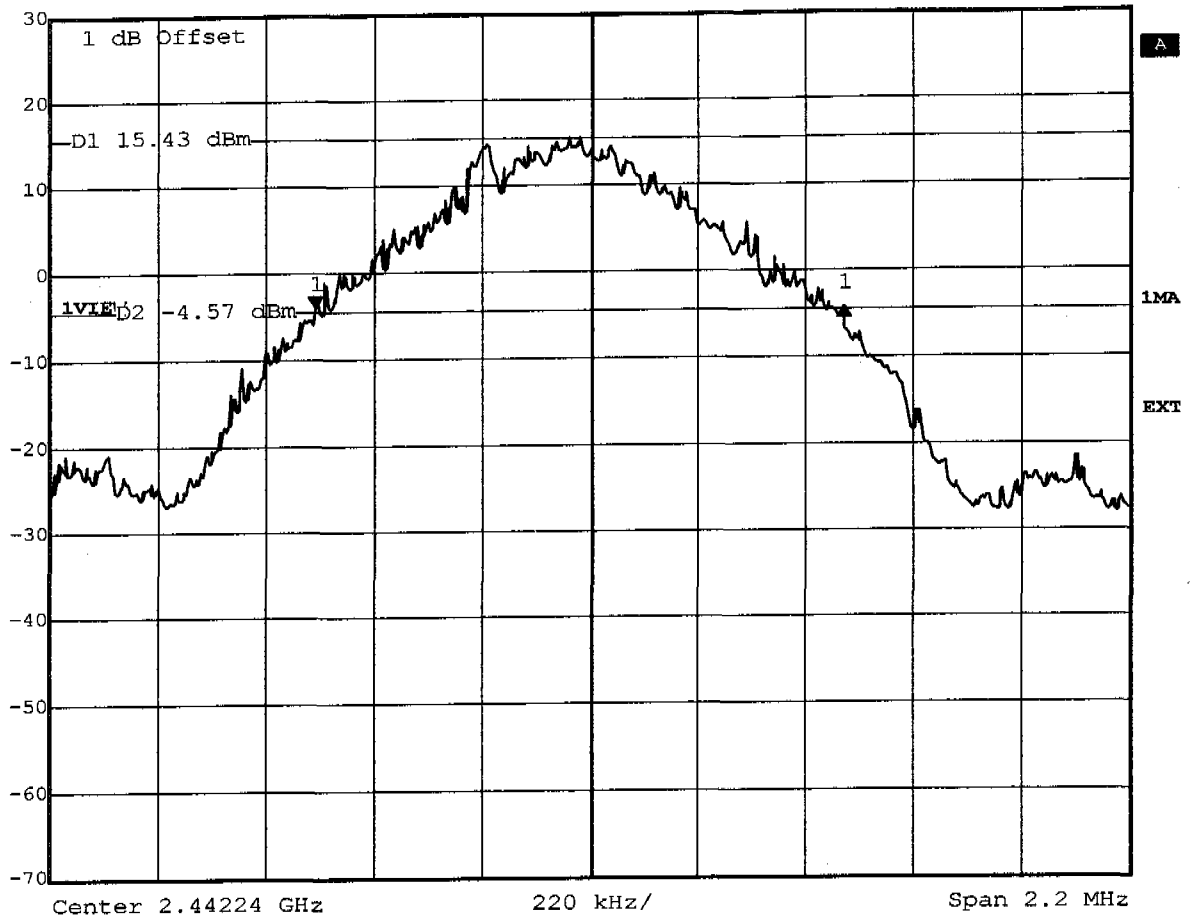
Delta 1 [T1]	RBW	10 kHz	RF Att	50 dB
Ref Lvl	-0.15 dB	VBW	10 kHz	
30 dBm	1.05811623 MHz	SWT	56 ms	Unit dBm



Title: -20dB Bandwidth Ch.: 0
Comment A: PP5N 2G4
Date: 8.JUL.2005 14:16:14



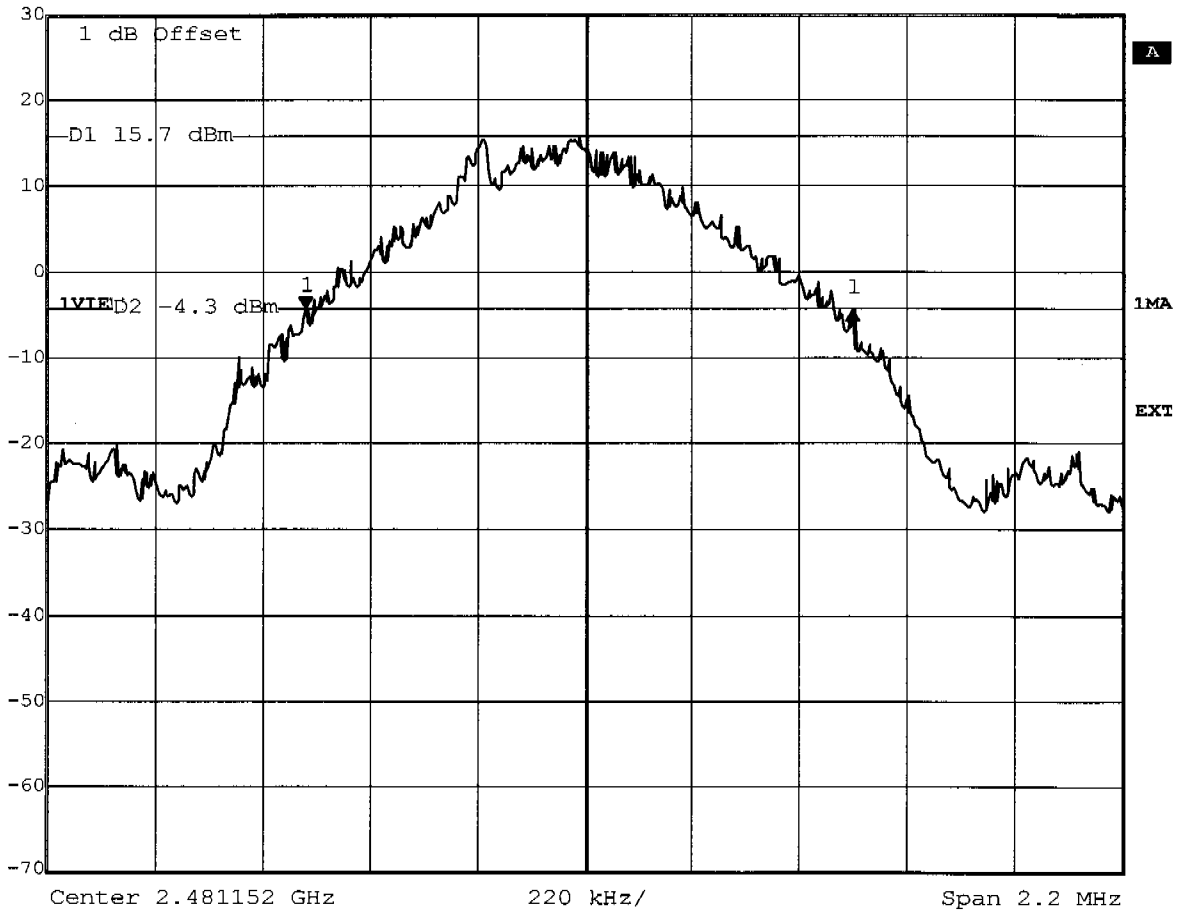
Delta 1 [T1]	RBW	10 kHz	RF Att	50 dB
-0.14 dB	VBW	10 kHz		
1.07575150 MHz	SWT	56 ms	Unit	dBm
Ref Lvl				
30 dBm				



Title: -20dB Bandwidth Ch.: 40
Comment A: PP5N 2G4
Date: 8.JUL.2005 14:13:17



Delta 1 [T1] RBW 10 kHz RF Att 50 dB
Ref Lvl -0.31 dB VBW 10 kHz
30 dBm 1.11983968 MHz SWT 56 ms Unit dBm



Title: -20dB Bandwidth Ch.: 78
Comment A: PP5N 2G4
Date: 8.JUL.2005 14:09:44

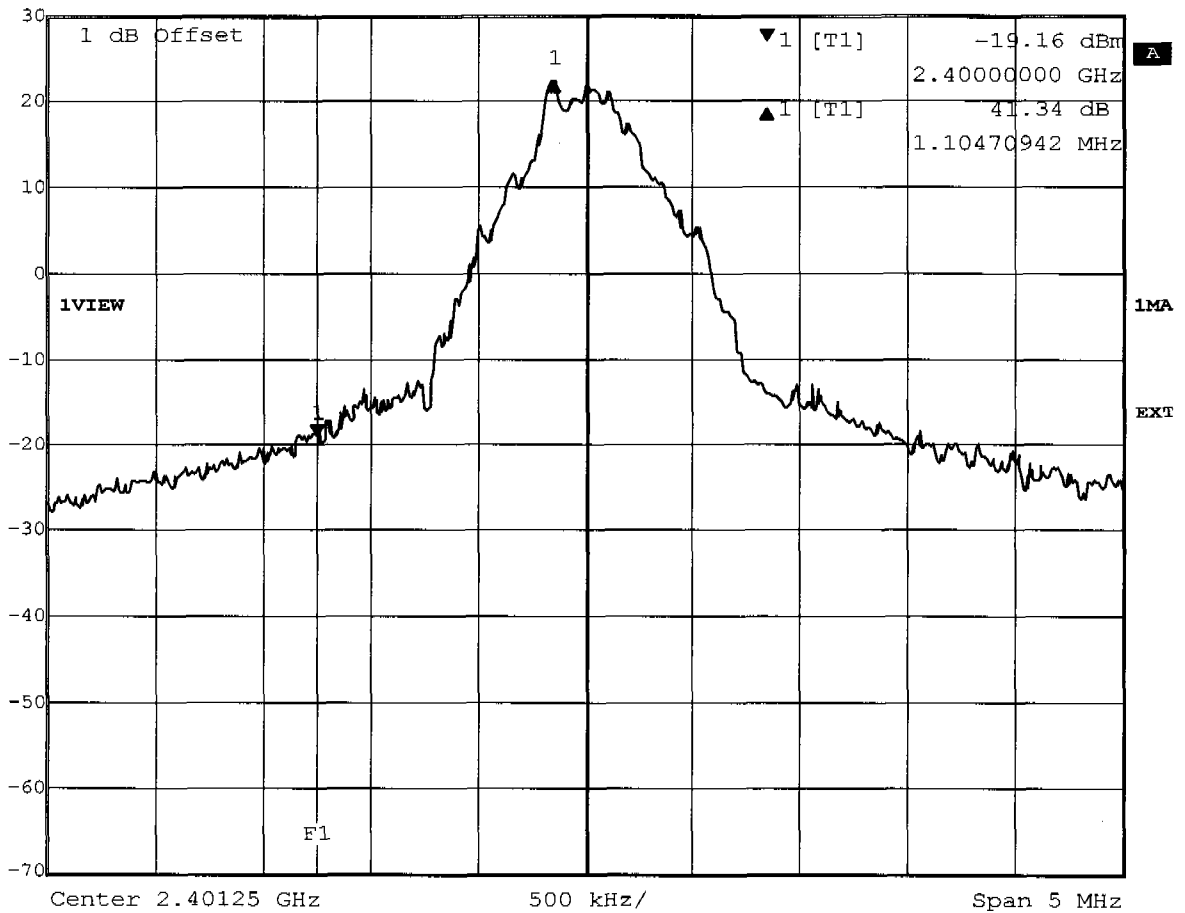


Appendix I

Band-edge Compliance of RF Emissions



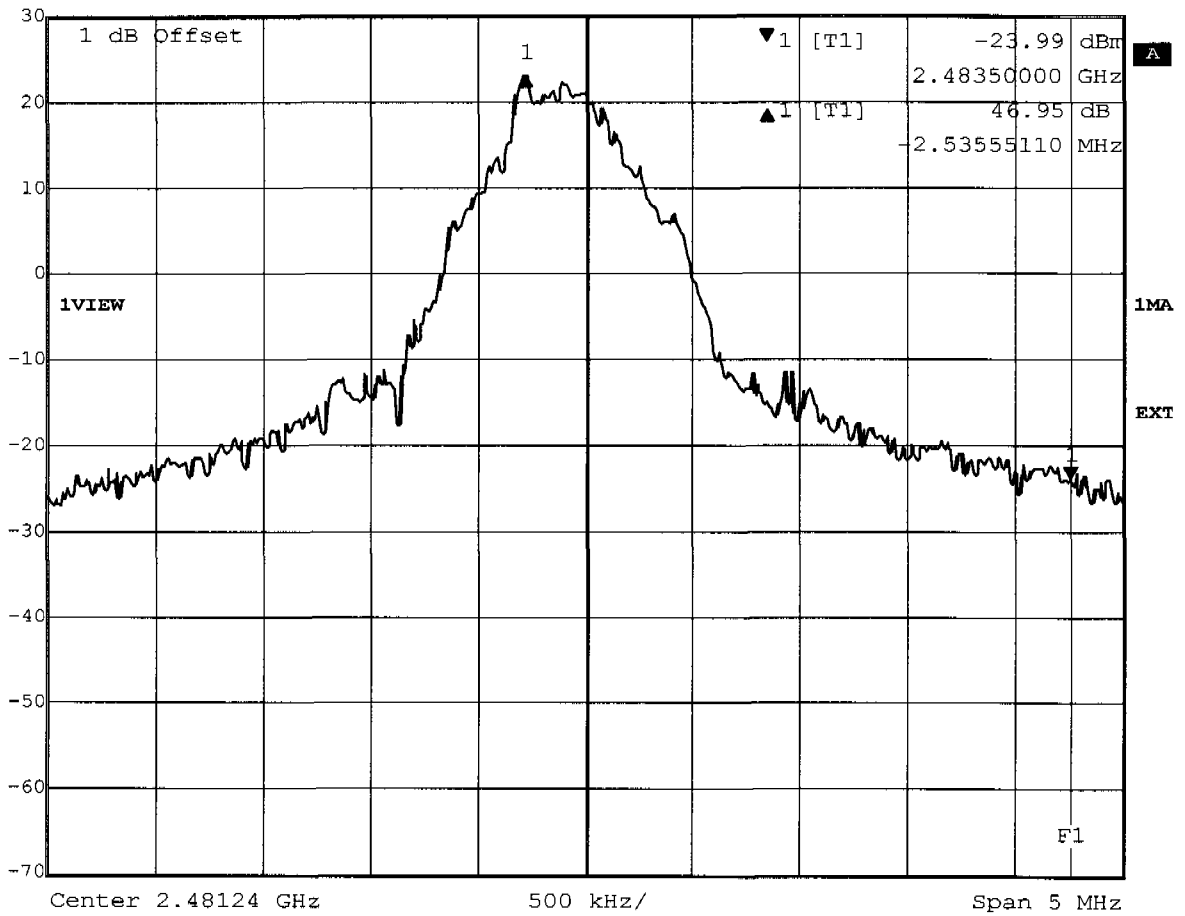
Delta 1 [T1] RBW 50 kHz RF Att 50 dB
Ref Lvl 41.34 dB VBW 50 kHz
30 dBm 1.10470942 MHz SWT 5 ms Unit dBm



Title: Band-edge Compliance (conducted, single frequency)
Comment A: PP5N 2G4
Date: 8.JUL.2005 14:21:39



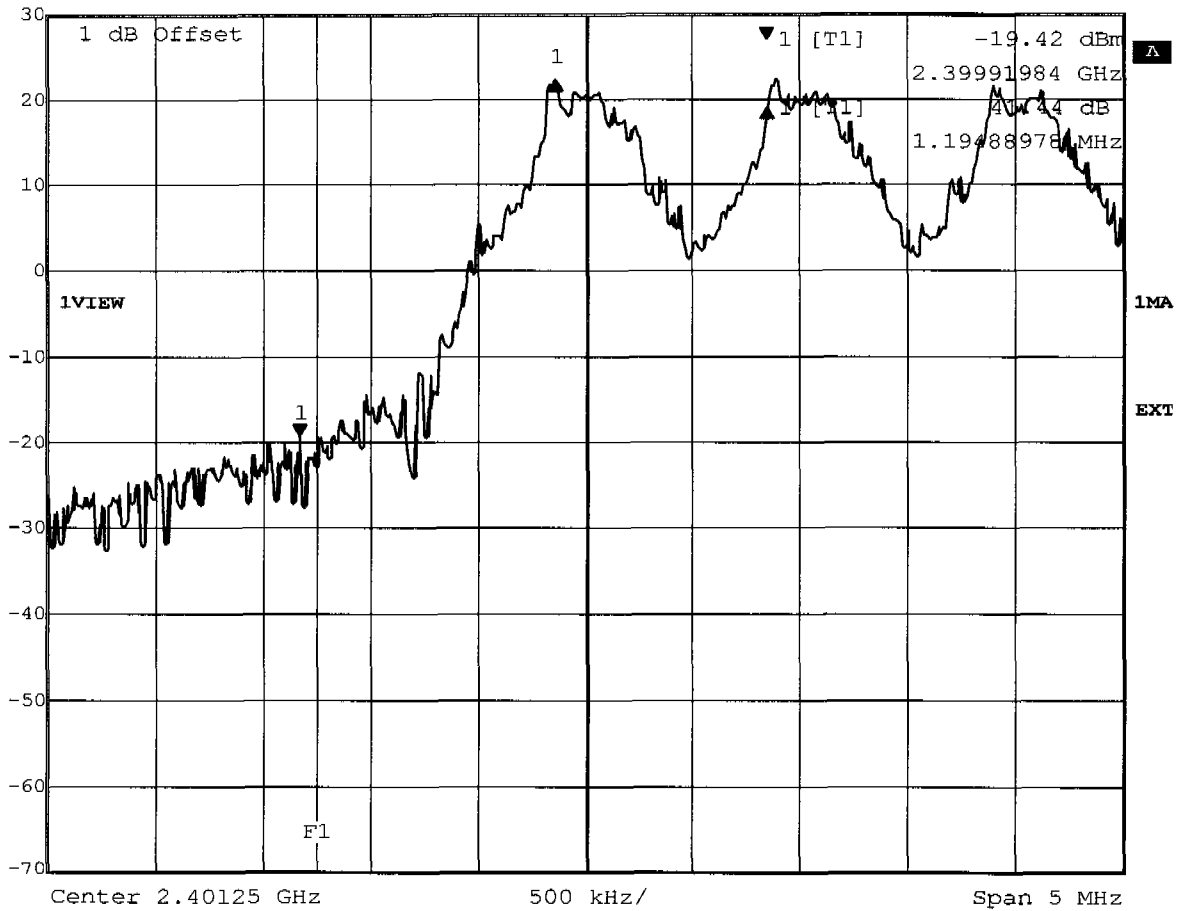
Delta 1 [T1] RBW 50 kHz RF Att 50 dB
Ref Lvl 46.95 dB VBW 50 kHz
30 dBm -2.53555110 MHz SWT 5 ms Unit dBm



Title: Band-edge Compliance (conducted, single frequency)
Comment A: PP5N 2G4
Date: 8.JUL.2005 14:26:10



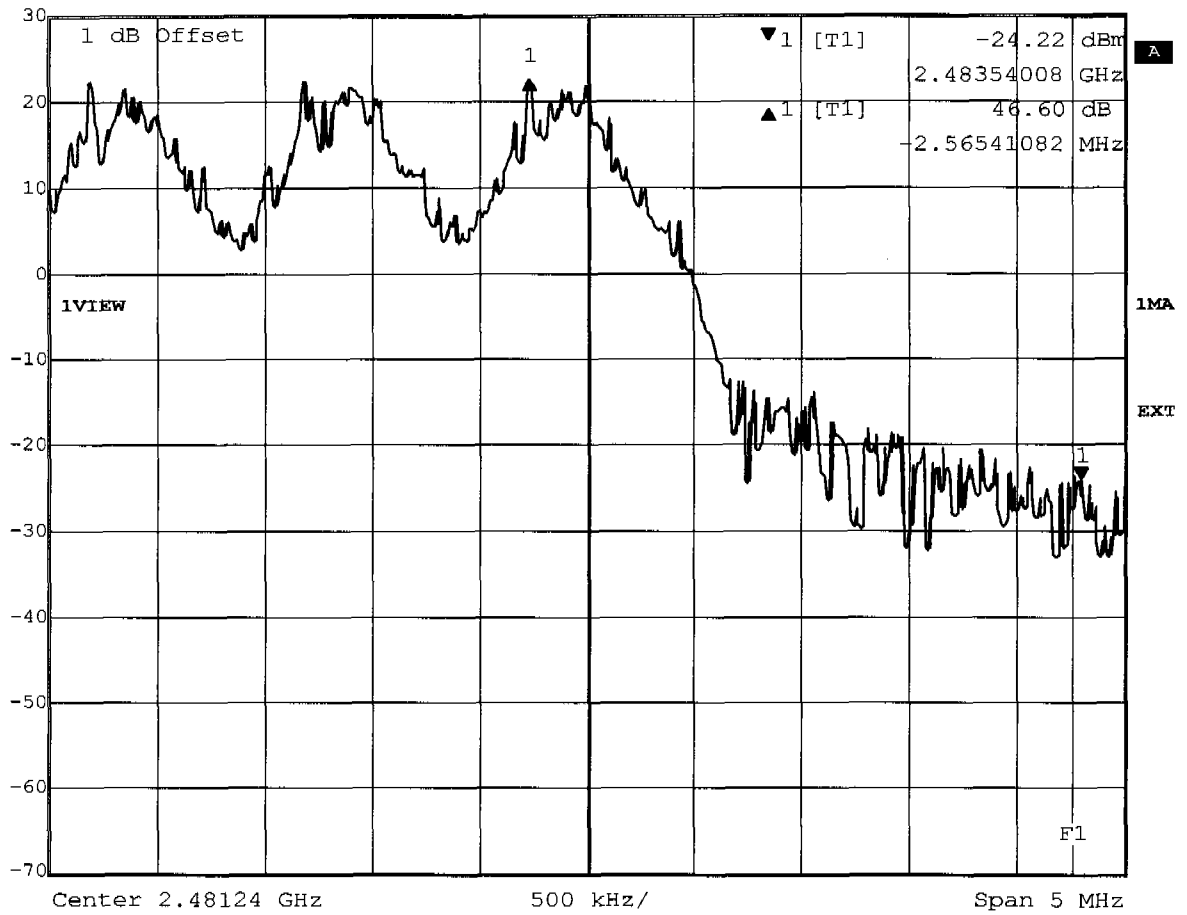
Delta 1 [T1] RBW 50 kHz RF Att 50 dB
Ref Lvl 41.44 dB VBW 50 kHz
30 dBm 1.19488978 MHz SWT 5 ms Unit dBm



Title: Band-edge Compliance (conducted, hopping mode)
Comment A: PP5N 2G4
Date: 11.JUL.2005 07:45:05



Delta 1 [T1] RBW 50 kHz RF Att 50 dB
Ref Lvl 46.60 dB VBW 50 kHz
30 dBm -2.56541082 MHz SWT 5 ms Unit dBm



Title: Band-edge Compliance (conducted, hopping mode)
Comment A: PP5N 2G4
Date: 11.JUL.2005 08:16:46

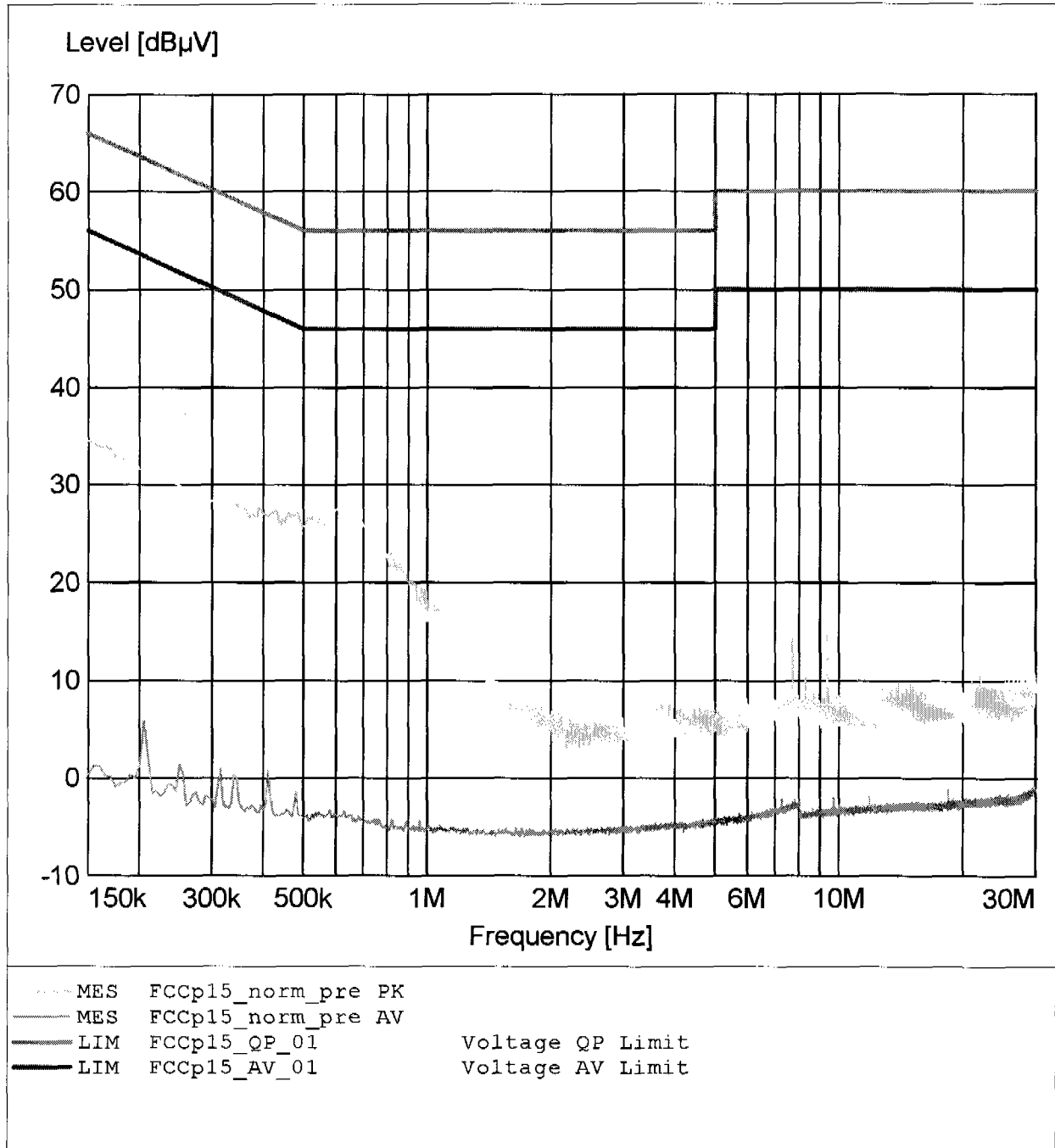


Appendix J

Conducted Measurement at (AC) Power Line

EMI voltage test in the ac-mains according to FCC part 15

EUT: 2,4 GHz Communication System (portable part)
 Manufacturer: KIRK telecom A/S
 Operating Condition: Unom: 120 V AC (AC/DC-ADAPTOR) , Tnom: 23°C
 Test Site: ETS
 Operator: Mr. Pflug
 Test Specification: V-Network: ESH2-Z5 (L1/N)
 Comment: model: PP5N 2G4 mode: L1



EMI voltage test in the ac-mains according to FCC part 15

EUT: 2,4 GHz Communication System (portable part)
 Manufacturer: KIRK telecom A/S
 Operating Condition: Unom: 120 V AC (AC/DC-ADAPTOR) , Tnom: 23°C
 Test Site: ETS
 Operator: Mr. Pflug
 Test Specification: V-Network: ESH2-Z5 (L1/N)
 Comment: model: PP5N 2G4 mode: N

