



EMC TEST REPORT FCC 47 CFR Part 15B Industry Canada RSS-Gen Electromagnetic compatibility - Unintentional radiators	
Report Reference No.	G0M-1411-4306-EF0115B-V02
Testing Laboratory	Eurofins Product Service GmbH
Address	Storkower Str. 38c 15526 Reichenwalde Germany
Accreditation	<div style="text-align: center;">   </div> <p>A2LA Accredited Testing Laboratory, Certificate No.: 1983.01 FCC Filed Test Laboratory, Reg.-No.: 96970 IC OATS Filing assigned code: 3470A</p>
Applicant's name	Spectralink Europe ApS
Address	Langmarksvej 34 8700 Horsens DENMARK
Test specification:	
Standard.....	47 CFR Part 15 Subpart B RSS-Gen, Issue 3, 2010-12 ANSI C63.4:2009
Equipment under test (EUT):	
Product description	DECT handset 7532
Model No.	K022a
Additional Models	None
Hardware version	PCS 03
Firmware / Software version	PCS 14BA
IDs	FCC-ID: PXA-K022A IC: 4604A-K022A
Test result	Passed

Possible test case verdicts:


- not applicable to test object : N/A
- test object does meet the requirement..... : P (Pass)
- test object does not meet the requirement..... : F (Fail)


Testing:

Date of receipt of test item : 2014-11-13

Date (s) of performance of tests : 2014-12-16 - 2014-12-22

Compiled by : Steffen Zunke

Tested by (+ signature)..... : Steffen Zunke 

Approved by (+ signature) : Marcus Klein 

Date of issue : 2015-02-25

Total number of pages : 62

General remarks:

The test results presented in this report relate only to the object tested.
The results contained in this report reflect the results for this particular model and serial number. It is the responsibility of the manufacturer to ensure that all production models meet the intent of the requirements detailed within this report.

This report shall not be reproduced, except in full, without the written approval of the Issuing testing laboratory.

Additional comments:

Version History

Version	Issue Date	Remarks	Revised by
V01	2015-02-25	Initial Release	
V02	2015-02-25	Replaced document: Replaced by: Reason: FCC ID and IC ID changed	S: Zunke

REPORT INDEX


1	EQUIPMENT (TEST ITEM) DESCRIPTION	5
1.1	Photos – Equipment external	7
1.2	Photos – Equipment internal	8
1.3	Photos – Test setup	9
1.4	Supporting Equipment Used During Testing	10
1.5	Input / Output Ports	10
1.6	Operating Modes and Configurations	11
1.7	Test Equipment Used During Testing	12
1.8	Sample emission level calculation	13
2	RESULT SUMMARY	14
3	TEST CONDITIONS AND RESULTS	15
3.1	Test Conditions and Results – Radiated emissions	15
3.2	Test Conditions and Results – AC power line conducted emissions	57

1 Equipment (Test item) Description



Description	DECT handset 7532	
Model	K022a	
Additional Models	None	
Serial number	None	
Hardware version	PCS 03	
Software / Firmware version	PCS 14BA	
FCC-ID	PXA-K022A	
IC	4604A-K022A	
Power supply	3.7 VDC via rechargeable Battery	
AC/DC-Adaptor	Model : UE08WCP-060100SPA Manufacturer : Fuhua Input : 100-240VAC / 50-60Hz Output : 6VDC / 1.0A	
Radio module	Type	Bluetooth module
	Model	CC2564MODN
	Manufacturer	Texas Instrument Inc.
	HW Version	V3.32
	SW Version	7.16
	FCC-ID	Z64-2564N
	IC	4511-2564N
Radio module	Type	DECT module
	Model	KT4588A00
	Manufacturer	Spectralink
	HW Version	PCS 04
	SW Version	PCS 14A
	FCC-ID	-
	IC	-

Manufacturer	Spectralink Europe ApS Langmarksvej 34 8700 Horsens DENMARK
Highest emission frequency	Fmax [MHz] = 4966
Device classification	Class B
Equipment type	Tabletop
Number of tested samples	1



1.1 Photos – Equipment external



1.2 Photos – Equipment internal



1.3 Photos – Test setup



1.4 Supporting Equipment Used During Testing

Product Type*	Device	Manufacturer	Model No.	Comments
SIM	Communication tester	Rohde & Schwarz	CBT	-
AE	IP-DECT Server 400	Spectralink	K005	-
AE	DECT Phone	Spectralink	K022b	-
AE	Power Supply	Fuhua	UE08WCP-060100SPA	-
AE	Charger, single	Spectralink	84642472	-
AE	Charger, single, USB	Spectralink	84642473	-

***Note:** Use the following abbreviations:

AE : Auxiliary/Associated Equipment, or

SIM : Simulator (Not Subjected to Test)

CABL : Connecting cables

1.5 Input / Output Ports

Port #	Name	Type*	Max. Cable Length	Cable Shielded	Comments
1	Power	AC	>3m	No	-

***Note:** Use the following abbreviations:

AC : AC power port

DC : DC power port

N/E : Non electrical

I/O : Signal input or output port

TP : Telecommunication port

1.6 Operating Modes and Configurations

Mode #	Description
1	DECT link to another phone, charging via AC/DC Adapter and Charger 84642473
2	DECT link to another phone, charging via AC/DC Adapter and Charger 84642472
3	DECT link to another phone, battery powered
4	Bluetooth LE link to another phone, battery powered
5	Bluetooth link to CBT, battery powered

Configuration #	EUT Configuration
1	Normal configuration, using DECT antenna 1, DECT test mode
2	Normal configuration, using DECT antenna 2, Bluetooth test mode

1.7 Test Equipment Used During Testing

Measurement Software			
Description	Manufacturer	Name	Version
EMC Test Software	Dare Instruments	Radimation	2014.1.15

Radiated emissions					
Description	Manufacturer	Model	Identifier	Cal. Date	Cal. Due
Biconical Antenna	R&S	HK 116	EF00012	2013-02	2016-02
LPD-Antenne	R&S	HL 223	EF00187	2014-03	2017-03
Horn antenna	Schwarzbeck	BBHA 9120D	EF00018	2013-09	2016-09
EMI Test Receiver	R&S	ESU8	EF00379	2014-03	2015-03
EMI Test Receiver	R&S	ESCS30	EF00295	2014-10	2015-10

Conducted emissions					
Description	Manufacturer	Model	Identifier	Cal. Date	Cal. Due
AMN	R&S	ESH2-Z5	EF00182	2014-11	2016-11
EMI Test Receiver	R&S	ESCS 30	EF00295	2014-10	2015-10

1.8 Sample emission level calculation

The following is a description of terms and a sample calculation, as appears in the radiated emissions data table. The numbers used in the calculation are for example only. There is no direct correlation to the specific data taken for the product described in this document:

Reading:

This is the reading obtained on the spectrum analyzer in dB μ V. Any external preamplifiers used are taken into account through internal analyzer settings.

A.F.:

This is the antenna factor for the receiving antenna. It is a conversion factor, which converts electric fields strengths to voltages, which can be measured directly on the spectrum analyzer. It is treated as a loss in dB. Cable losses have been included with the A.F. to simplify the calculations. The antenna factor is used in calculations as follows:

$$\text{Reading on Analyzer (dB}\mu\text{V)} + \text{A.F. (dB)} = \text{Net field strength (dB}\mu\text{V/m)}$$

Net:

This is the net field strength measurement (as shown above).

Limit:

This is the FCC Class B radiated emission limit (in units of dB μ V/m). The FCC limits are given in units of μ V/m. The following formula is used to convert the units of μ V/m to dB μ V/m:

$$\text{Limit (dB}\mu\text{V/m)} = 20 * \log (\mu\text{V/m})$$

Margin:

This is the margin of compliance below the FCC limit. The units are given in dB. A negative margin indicates the emission was below the limit. A positive margin indicates that the emission exceeds the limit.

Example only:

$$\begin{array}{rclcl} \text{Reading} & + & \text{AF} & = & \text{Net Reading} & : & \text{Net reading - FCC limit} & = & \text{Margin} \\ 21.5 \text{ dB}\mu\text{V} & + & 26 \text{ dB} & = & 47.5 \text{ dB}\mu\text{V/m} & : & 47.5 \text{ dB}\mu\text{V/m} - 57.0 \text{ dB}\mu\text{V/m} & = & -9.5 \text{ dB} \end{array}$$

2 Result Summary

FCC 47 CFR Part 15B, Industry Canada RSS-Gen				
Product Specific Standard	Requirement – Test	Reference Method	Result	Remarks
47 CFR 15.109 RSS-Gen 4.9 & 4.10	Radiated emissions	ANSI C 63.4	PASS	-
47 CFR 15.107 RSS-Gen 7.2.4	AC power line conducted emissions	ANSI C63.4	PASS	-
Remarks:				

3 Test Conditions and Results

3.1 Test Conditions and Results – Radiated emissions

Radiated emissions acc. FCC 47 CFR 15.109 / IC RSS-Gen		Verdict: PASS				
Laboratory Parameters:	Required prior to the test	During the test				
Ambient Temperature	15 to 35 °C	23°C				
Relative Humidity	30 to 60 %	31%				
Test according referenced standards	Reference Method					
	ANSI C63.4					
Sample is tested with respect to the requirements of the equipment class	Equipment class					
	Class B					
Test frequency range determined from highest emission frequency	Highest emission frequency					
	Fmax [MHz] = 4966					
Fully configured sample scanned over the following frequency range	Frequency range					
	30 MHz to 18 GHz					
Operating mode configuration	1 / 2 / 3 / 4 / 5					
Limits and results Class B						
Frequency [MHz]	Quasi-Peak [dBµV/m]	Result	Average [dBµV/m]	Result	Peak [dBµV/m]	Result
30 – 88	40	PASS	-		-	-
88 – 216	43.5	PASS	-		-	-
216 – 960	46	PASS	-		-	-
960 – 1000	54	PASS	-		-	-
> 1000	-	-	54	PASS	74	PASS
Comments: Measurements were performed up to 18 GHz, above 18 GHz no relevant emission were determined.						

Test Procedure:

The test site is in accordance with ANSI C63-4:2009 requirements and is listed by FCC.

The measurement procedure is as follows:

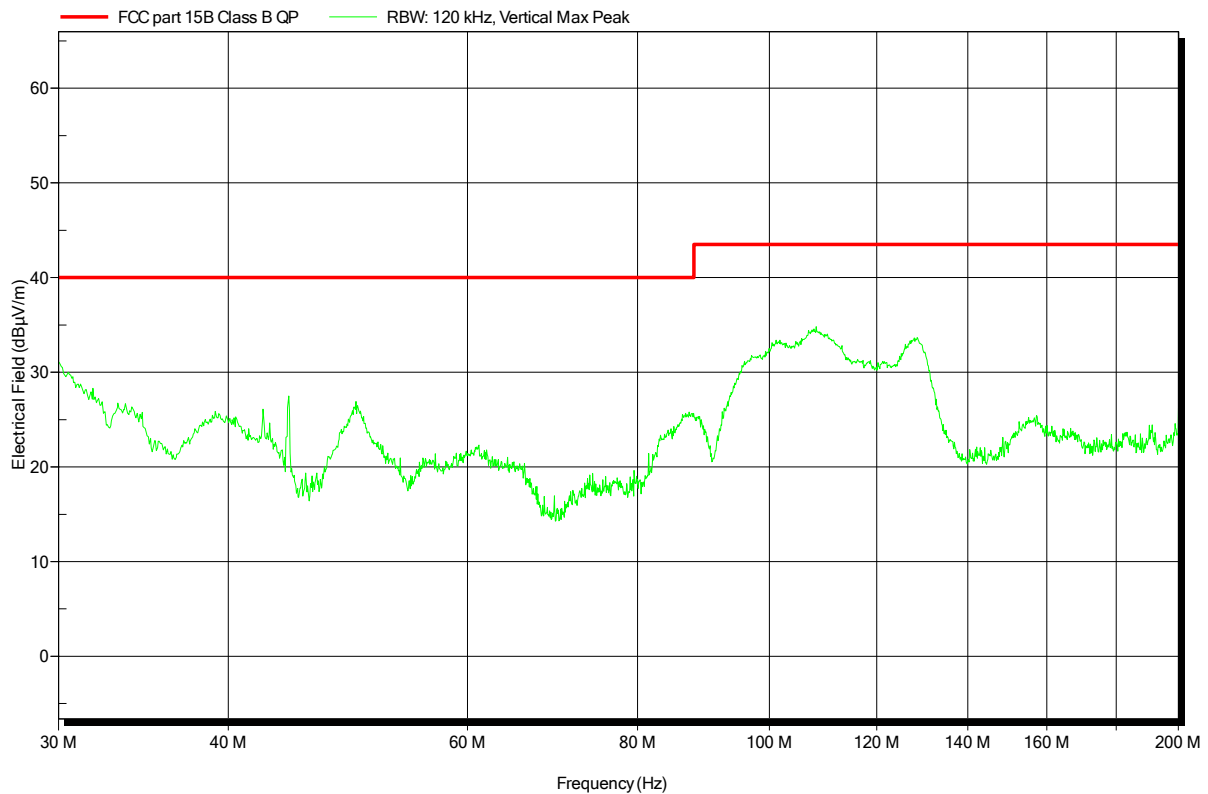
- 1) The EUT was placed on a 0.8 m non conductive table at a 3 m distance from the receive antenna (ANSI C63.4: 2009 item 6.2)
- 2) The antenna output was connected to the measurement receiver
- 3) A biconical antenna was used for the frequency range 30 – 200 MHz, a logarithmic periodical antenna was used for the frequency range from 200 – 1000 MHz. Above one 1 GHz a Double Ridged Broadband Horn antenna was used. The antenna was placed on an adjustable height antenna mast
- 4) Emissions were maximized at each frequency by rotating the EUT and adjusting the receive antenna height and polarization. The maximum values were recorded.

Spurious emissions under normal conditions according to FCC 15B

Project number: G0M-1411-4306

Manufacturer:	Spectralink Europe Aps
EUT Name:	DECT handset 7532
Model:	K022a
Test Site:	Eurofins Product Service GmbH
Operator:	Mr. Zunke
Test Conditions:	Tnom: 23°C, Unom: 6VDC via AC/DC Adapter
Antenna:	Rohde & Schwarz HK 116, Vertical
Measurement distance:	3m
Mode:	DECT link to other phone
Test Date:	2014-12-22
Note:	charger 84642473

Index 18

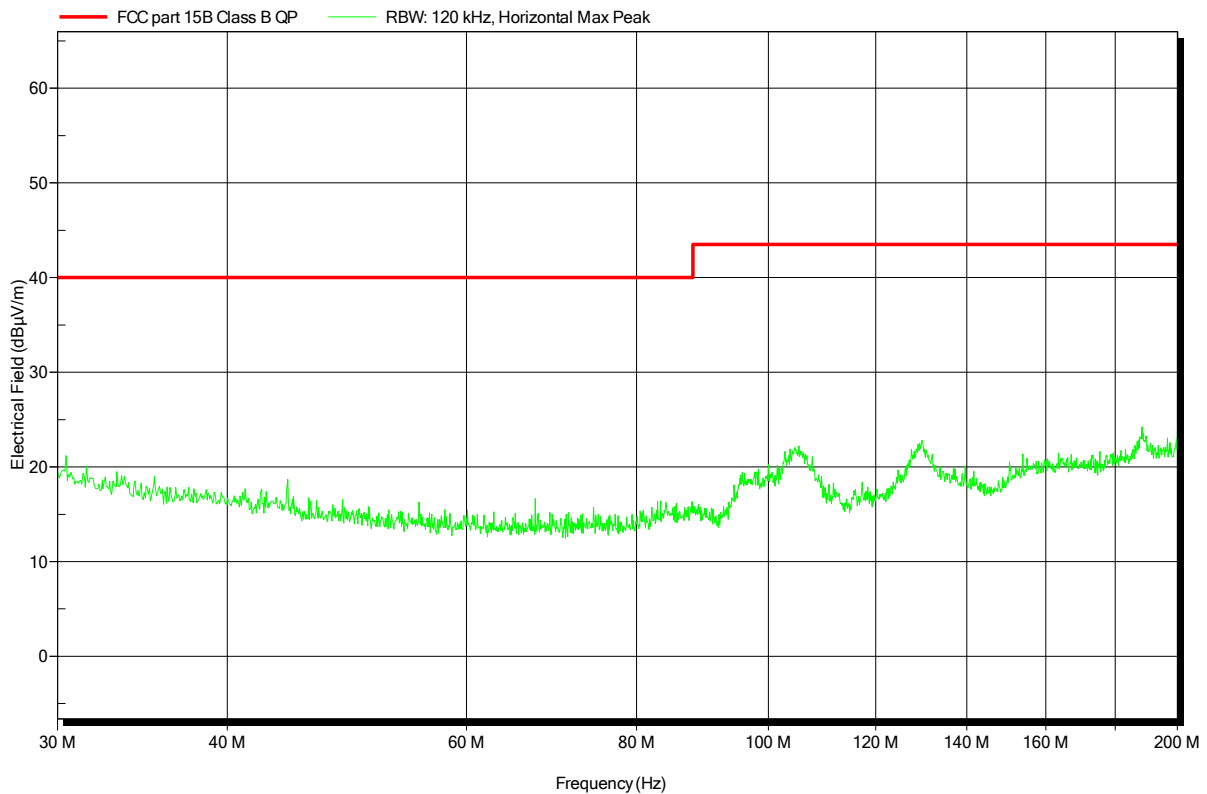


Spurious emissions under normal conditions according to FCC 15B

Project number: G0M-1411-4306

Manufacturer:	Spectralink Europe Aps
EUT Name:	DECT handset 7532
Model:	K022a
Test Site:	Eurofins Product Service GmbH
Operator:	Mr. Zunke
Test Conditions:	Tnom: 23°C, Unom: 6VDC via AC/DC Adapter
Antenna:	Rohde & Schwarz HK 116, Horizontal
Measurement distance:	3m
Mode:	DECT link to other phone
Test Date:	2014-12-22
Note:	charger 84642473

Index 19

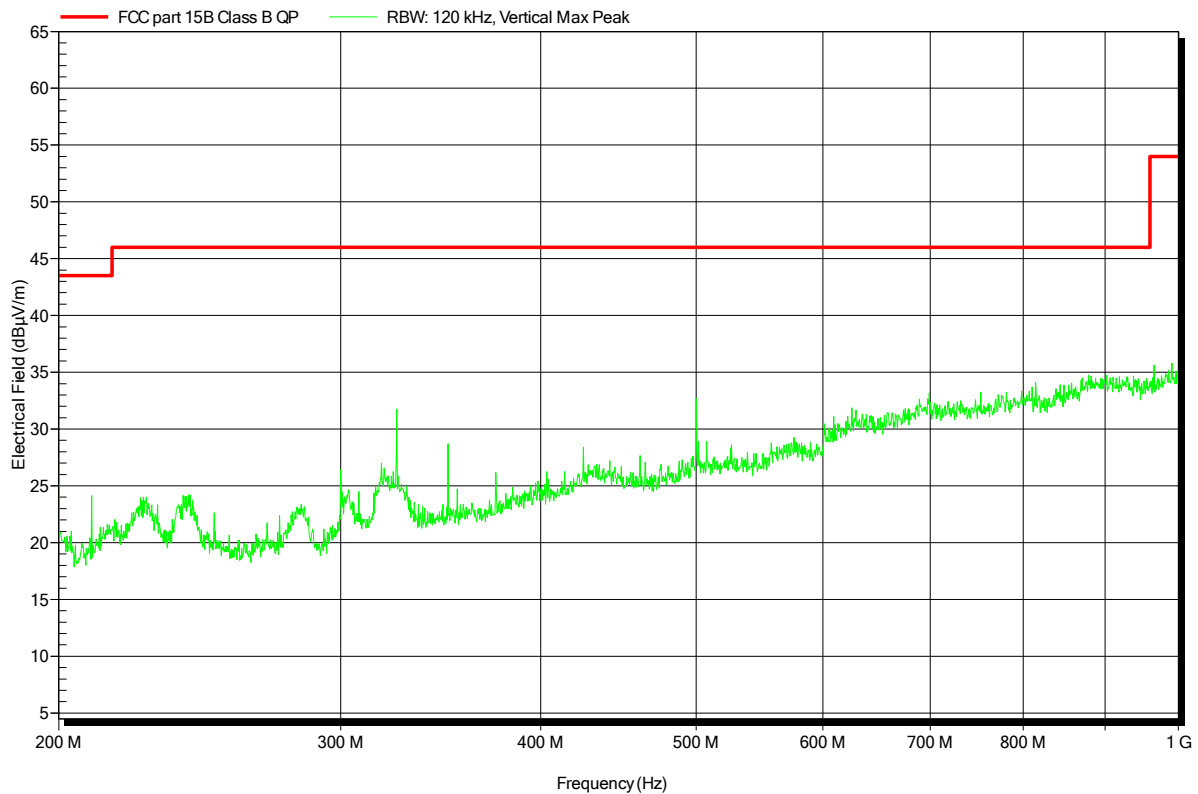


Spurious emissions under normal conditions according to FCC 15B

Project number: G0M-1411-4306

Manufacturer:	Spectralink Europe Aps
EUT Name:	DECT handset 7532
Model:	K022a
Test Site:	Eurofins Product Service GmbH
Operator:	Mr. Zunke
Test Conditions:	Tnom: 23°C, Unom: 6VDC via AC/DC Adapter
Antenna:	Rohde & Schwarz HL 223, Vertical
Measurement distance:	3m
Mode:	DECT link to other phone
Test Date:	2014-12-22
Note:	charger 84642473

Index 20

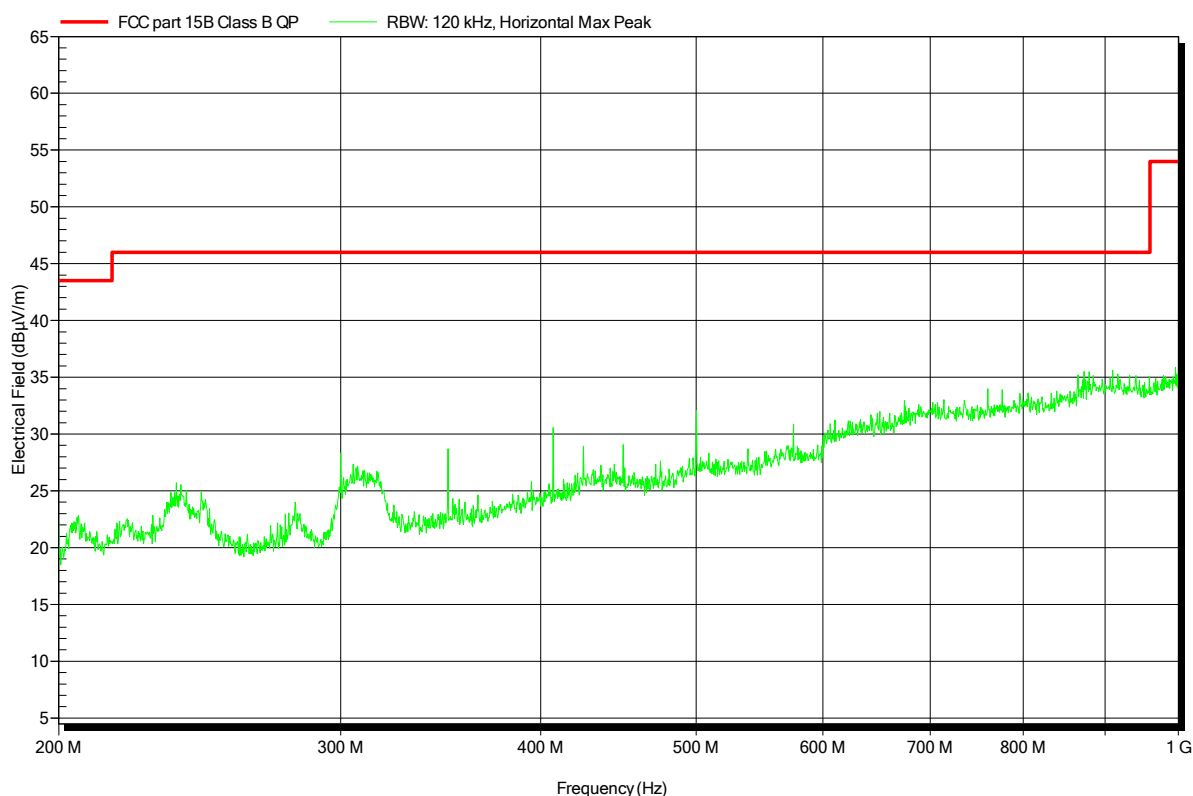


Spurious emissions under normal conditions according to FCC 15B

Project number: G0M-1411-4306

Manufacturer:	Spectralink Europe Aps
EUT Name:	DECT handset 7532
Model:	K022a
Test Site:	Eurofins Product Service GmbH
Operator:	Mr. Zunke
Test Conditions:	Tnom: 23°C, Unom: 6VDC via AC/DC Adapter
Antenna:	Rohde & Schwarz HL 223, Horizontal
Measurement distance:	3m
Mode:	DECT link to other phone
Test Date:	2014-12-22
Note:	charger 84642473

Index 21

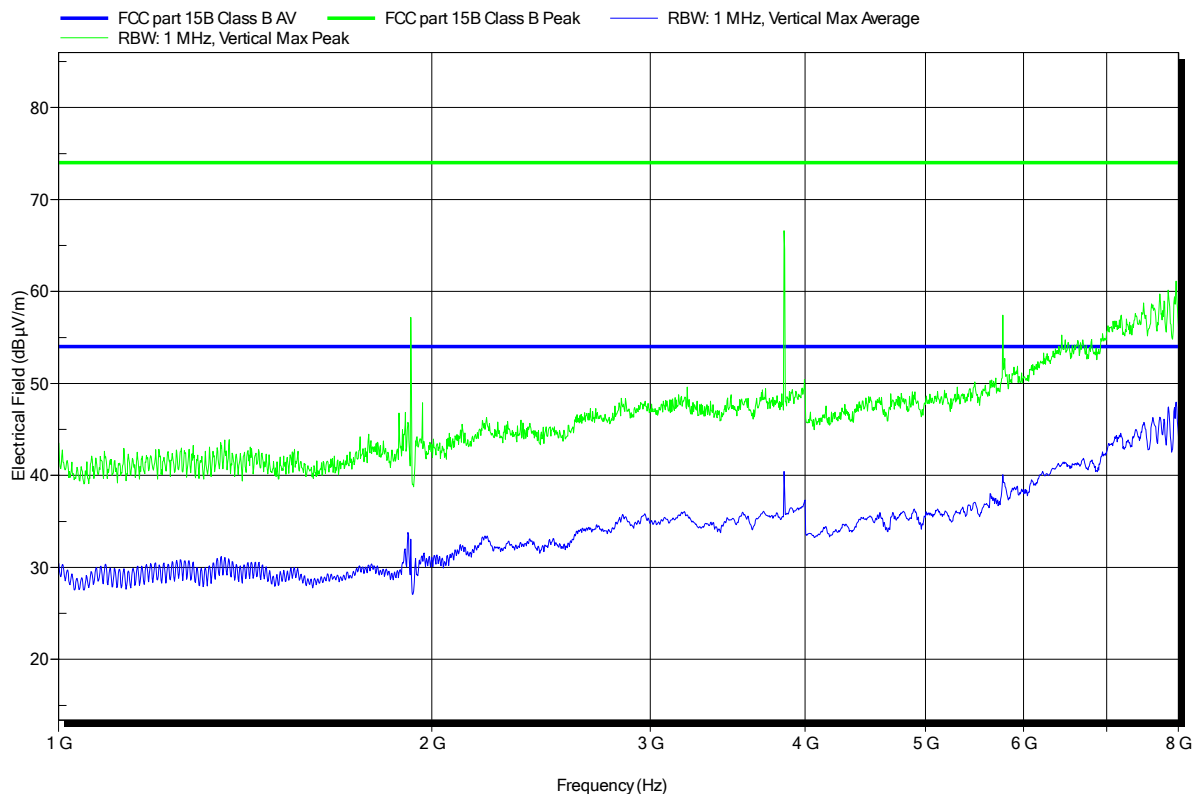


Spurious emissions under normal conditions according to FCC 15B

Project number: G0M-1411-4306

Manufacturer:	Spectralink Europe Aps
EUT Name:	DECT handset 7532
Model:	K022a
Test Site:	Eurofins Product Service GmbH
Operator:	Mr. Zunke
Test Conditions:	Tnom: 23°C, Unom: 6VDC via AC/DC Adapter
Antenna:	Schwarzbeck BBHA 9120D, Vertical
Measurement distance:	3m
Mode:	DECT link to other phone
Test Date:	2014-12-22
Note:	charger 84642473

Index 23

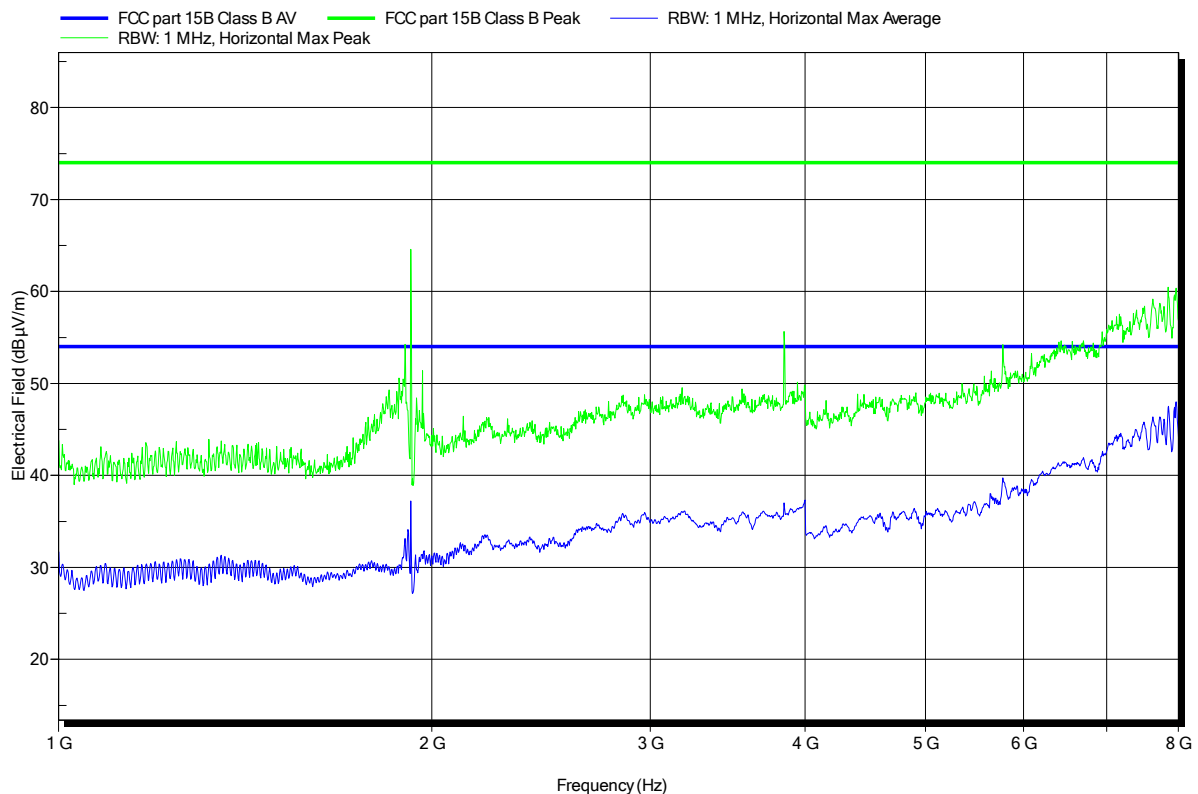


Spurious emissions under normal conditions according to FCC 15B

Project number: G0M-1411-4306

Manufacturer:	Spectralink Europe Aps
EUT Name:	DECT handset 7532
Model:	K022a
Test Site:	Eurofins Product Service GmbH
Operator:	Mr. Zunke
Test Conditions:	Tnom: 23°C, Unom: 6VDC via AC/DC Adapter
Antenna:	Schwarzbeck BBHA 9120D, Horizontal
Measurement distance:	3m
Mode:	DECT link to other phone
Test Date:	2014-12-22
Note:	charger 84642473

Index 22

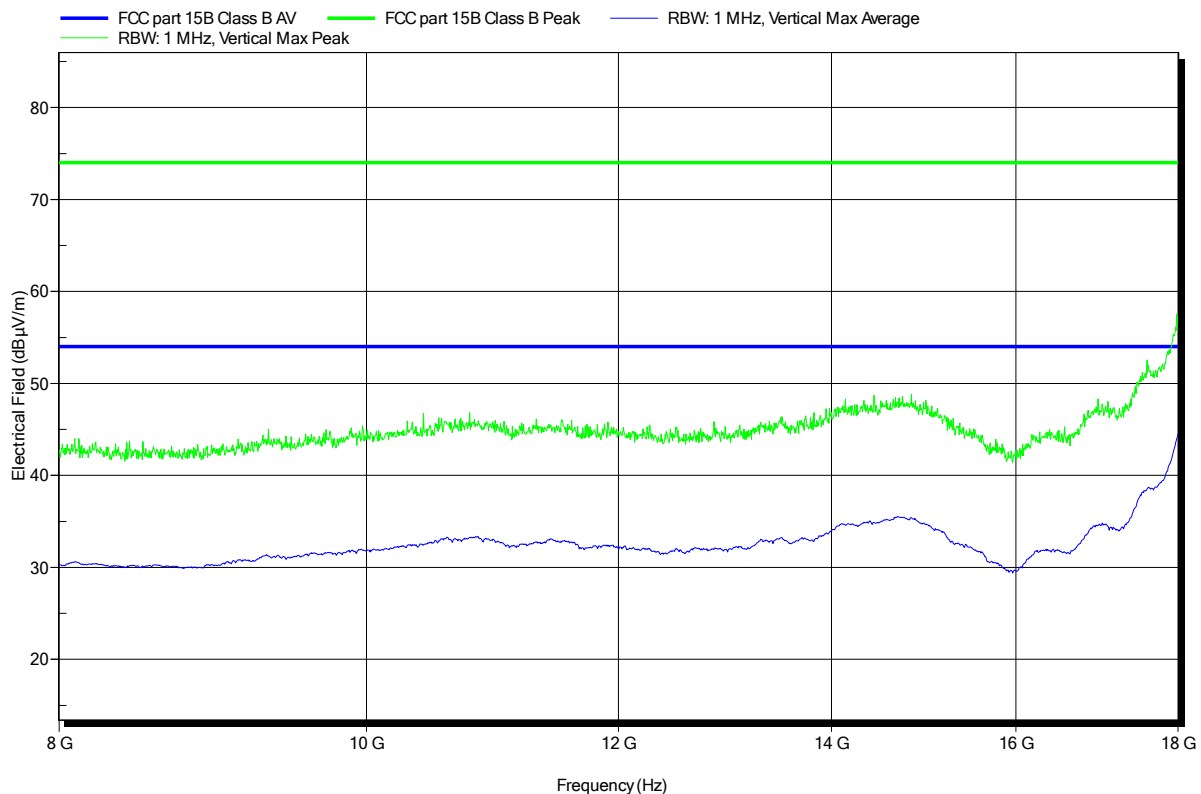


Spurious emissions under normal conditions according to FCC 15B

Project number: G0M-1411-4306

Manufacturer:	Spectralink Europe Aps
EUT Name:	DECT handset 7532
Model:	K022a
Test Site:	Eurofins Product Service GmbH
Operator:	Mr. Zunke
Test Conditions:	Tnom: 23°C, Unom: 6VDC via AC/DC Adapter
Antenna:	Schwarzbeck BBHA 9120D, Vertical
Measurement distance:	3m
Mode:	DECT link to other phone
Test Date:	2014-12-22
Note:	charger 84642473

Index 44

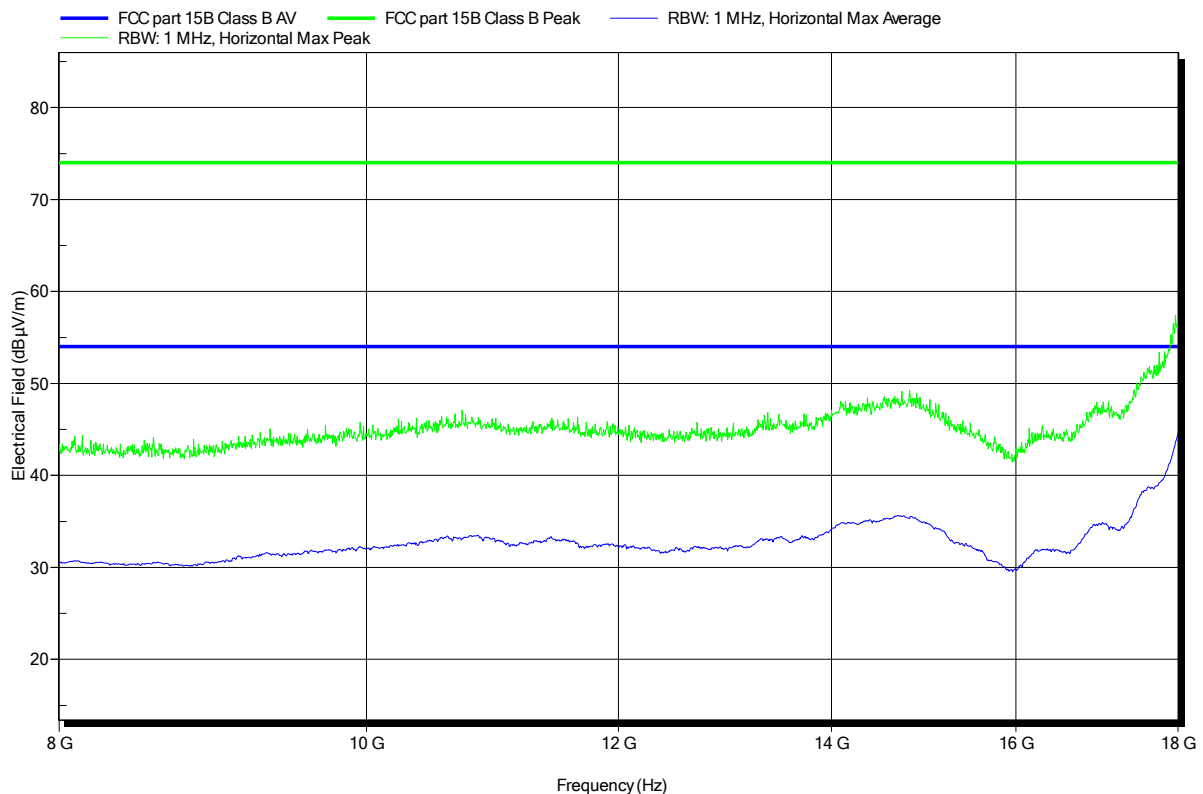


Spurious emissions under normal conditions according to FCC 15B

Project number: G0M-1411-4306

Manufacturer:	Spectralink Europe Aps
EUT Name:	DECT handset 7532
Model:	K022a
Test Site:	Eurofins Product Service GmbH
Operator:	Mr. Zunke
Test Conditions:	Tnom: 23°C, Unom: 6VDC via AC/DC Adapter
Antenna:	Schwarzbeck BBHA 9120D, Horizontal
Measurement distance:	3m
Mode:	DECT link to other phone
Test Date:	2014-12-22
Note:	charger 84642473

Index 45

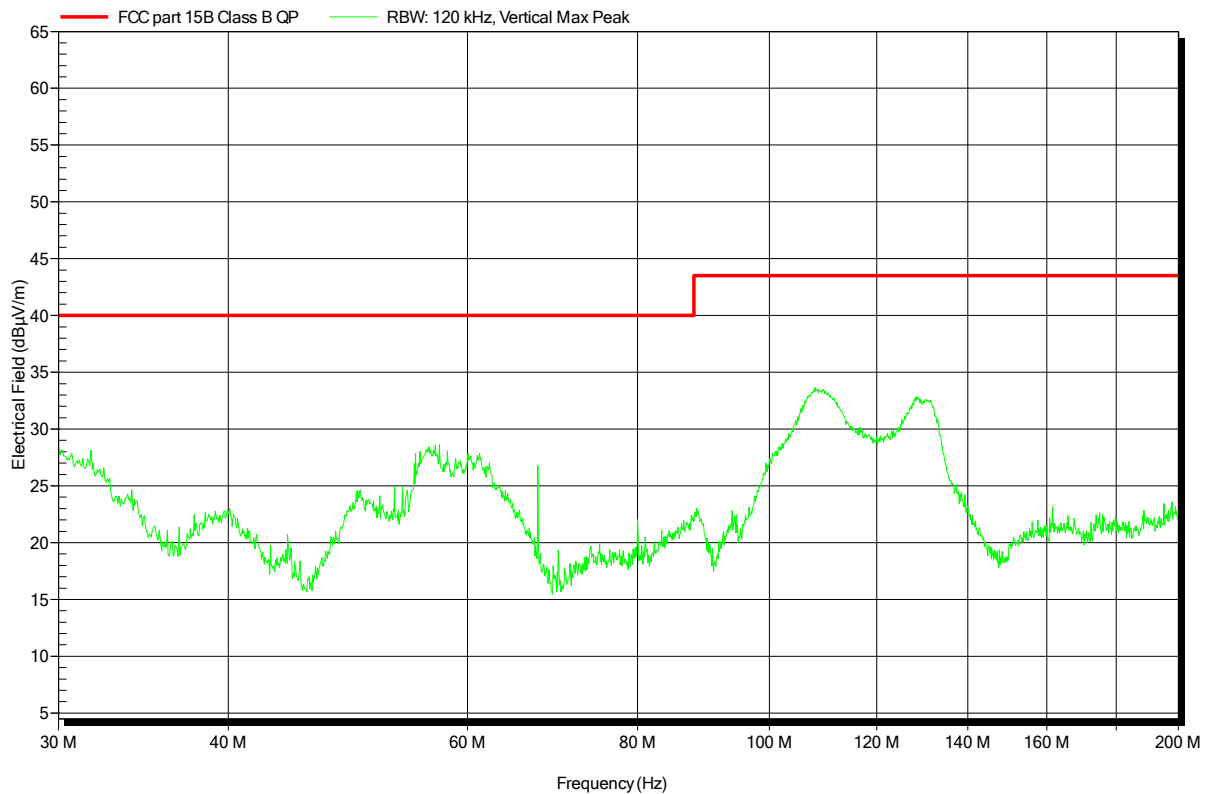


Spurious emissions under normal conditions according to FCC 15B

Project number: G0M-1411-4306

Manufacturer:	Spectralink Europe Aps
EUT Name:	DECT handset 7532
Model:	K022a
Test Site:	Eurofins Product Service GmbH
Operator:	Mr. Zunke
Test Conditions:	Tnom: 23°C, Unom: 6VDC via AC/DC Adapter
Antenna:	Rohde & Schwarz HK 116, Vertical
Measurement distance:	3m
Mode:	DECT link to other phone
Test Date:	2014-12-18
Note:	charger 84642472

Index 17

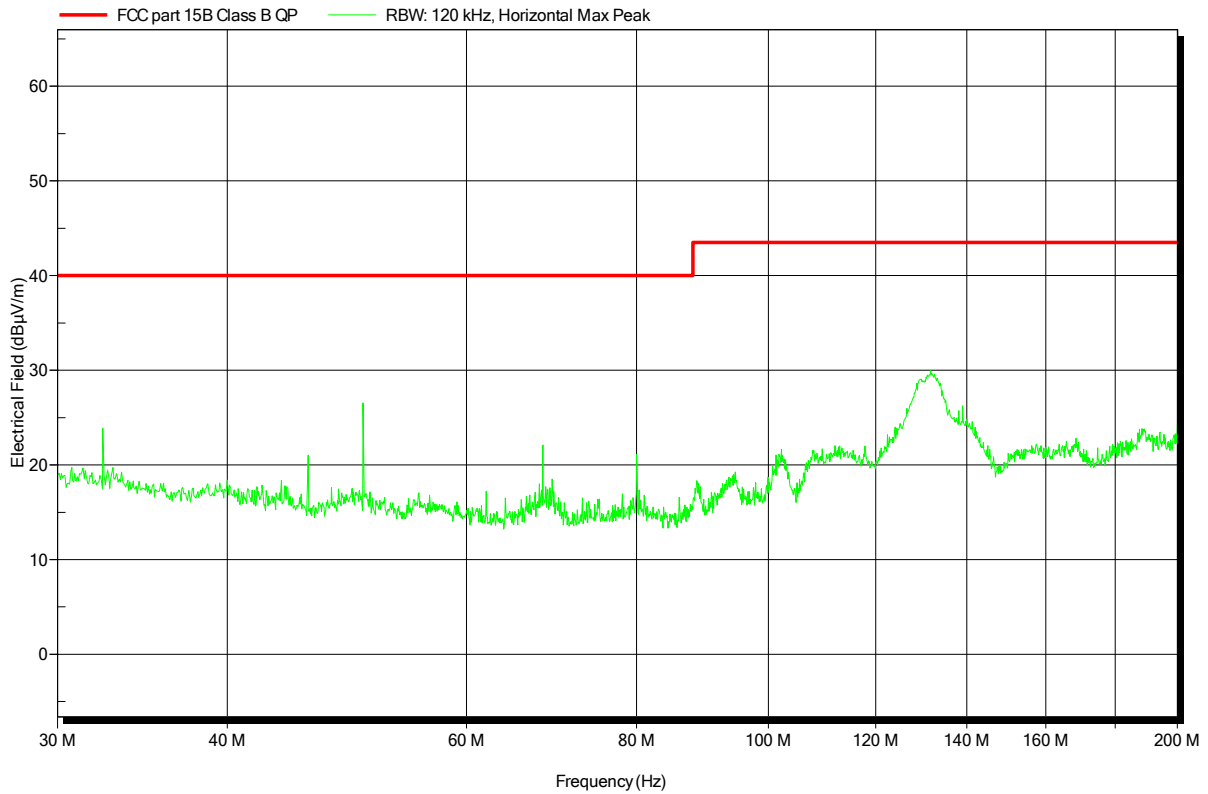


Spurious emissions under normal conditions according to FCC 15B

Project number: G0M-1411-4306

Manufacturer:	Spectralink Europe Aps
EUT Name:	DECT handset 7532
Model:	K022a
Test Site:	Eurofins Product Service GmbH
Operator:	Mr. Zunke
Test Conditions:	Tnom: 23°C, Unom: 6VDC via AC/DC Adapter
Antenna:	Rohde & Schwarz HK 116, Horizontal
Measurement distance:	3m
Mode:	DECT link to other phone
Test Date:	2014-12-18
Note:	charger 84642472

Index 16

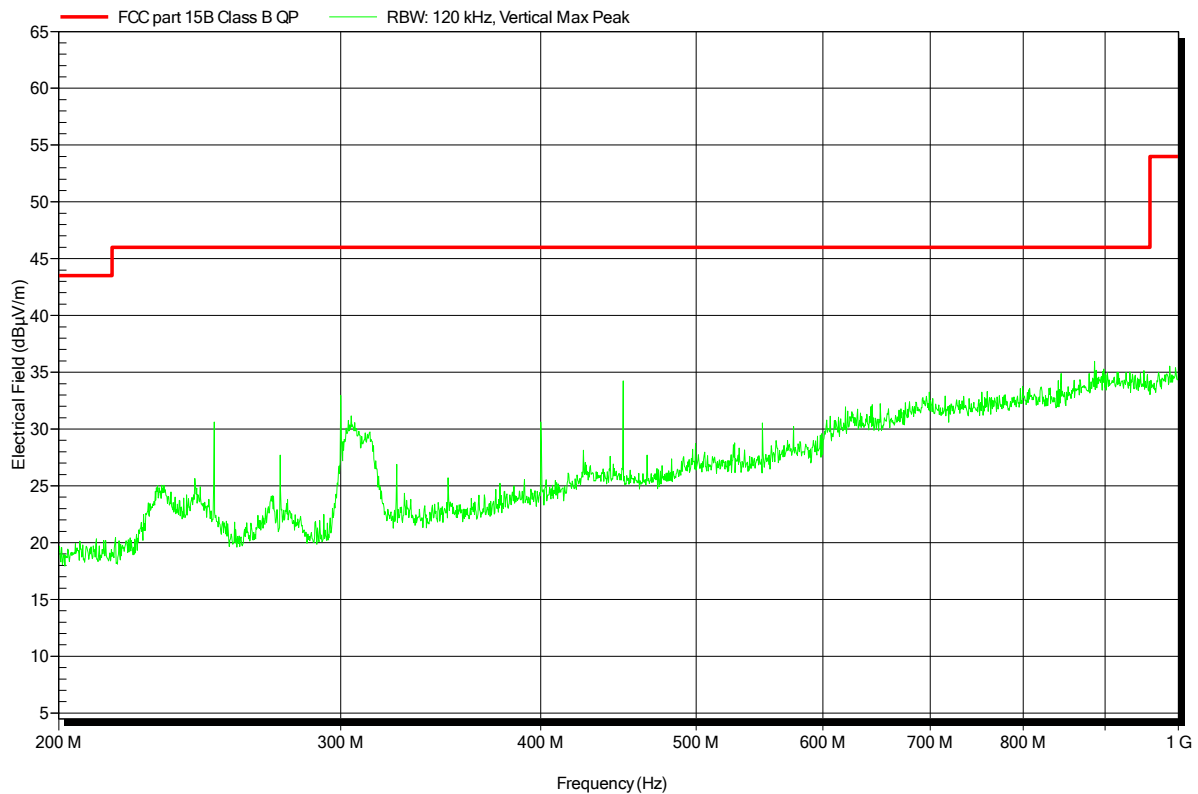


Spurious emissions under normal conditions according to FCC 15B

Project number: G0M-1411-4306

Manufacturer:	Spectralink Europe Aps
EUT Name:	DECT handset 7532
Model:	K022a
Test Site:	Eurofins Product Service GmbH
Operator:	Mr. Zunke
Test Conditions:	Tnom: 23°C, Unom: 6VDC via AC/DC Adapter
Antenna:	Rohde & Schwarz HL 223, Vertical
Measurement distance:	3m
Mode:	DECT link to other phone
Test Date:	2014-12-18
Note:	charger 84642472

Index 15

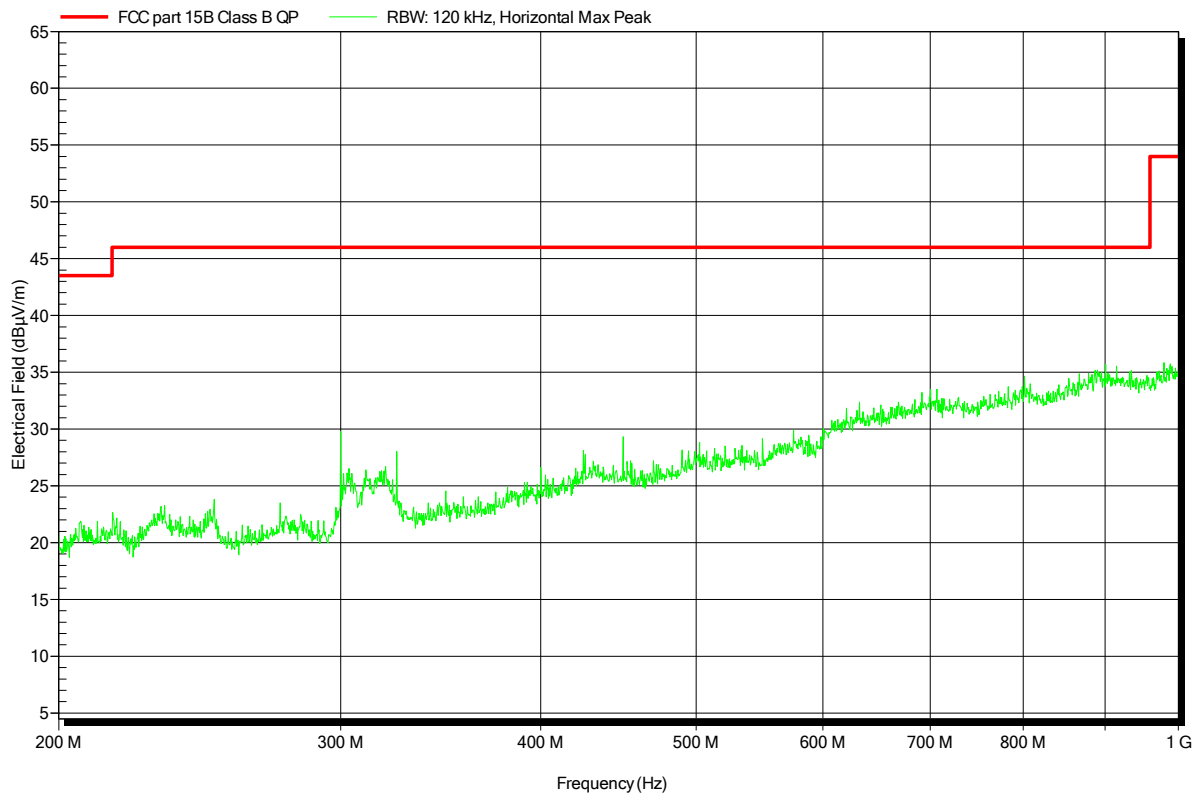


Spurious emissions under normal conditions according to FCC 15B

Project number: G0M-1411-4306

Manufacturer:	Spectralink Europe Aps
EUT Name:	DECT handset 7532
Model:	K022a
Test Site:	Eurofins Product Service GmbH
Operator:	Mr. Zunke
Test Conditions:	Tnom: 23°C, Unom: 6VDC via AC/DC Adapter
Antenna:	Rohde & Schwarz HL 223, Horizontal
Measurement distance:	3m
Mode:	DECT link to other phone
Test Date:	2014-12-18
Note:	charger 84642472

Index 14

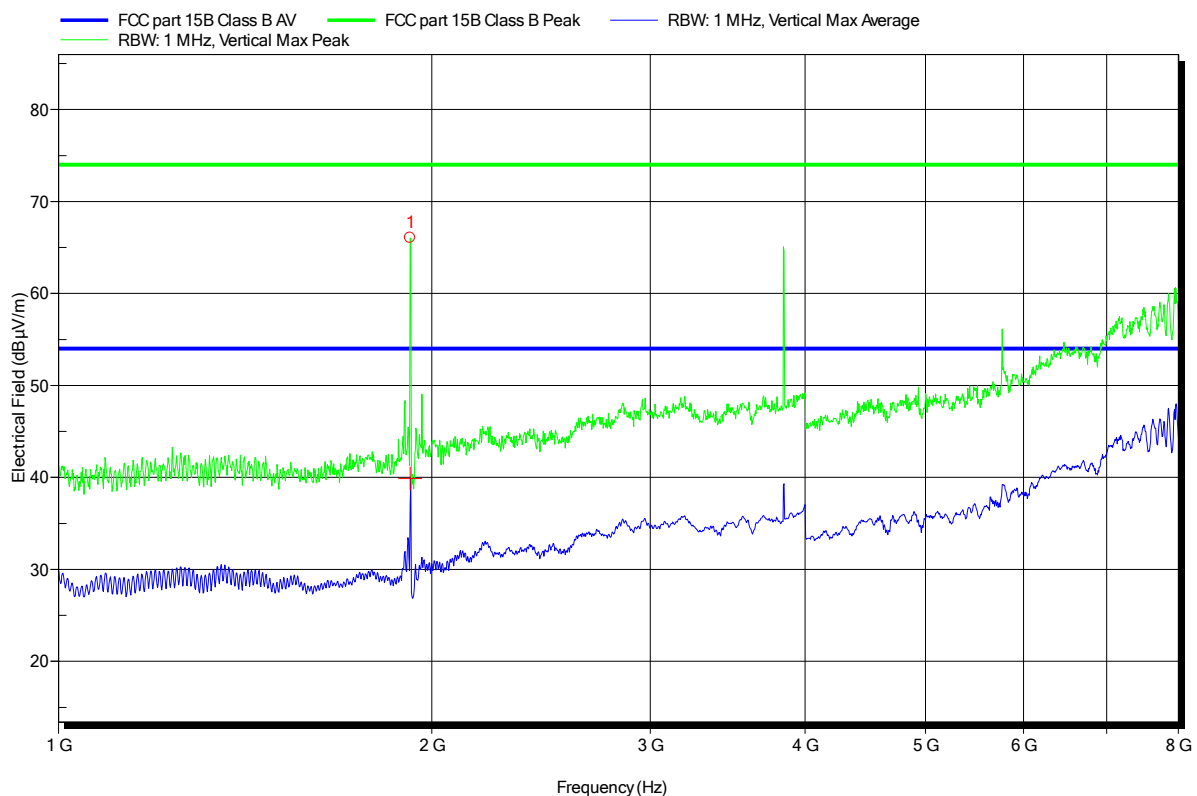


Spurious emissions under normal conditions according to FCC 15B

Project number: G0M-1411-4306

Manufacturer:	Spectralink Europe Aps
EUT Name:	DECT handset 7532
Model:	K022a
Test Site:	Eurofins Product Service GmbH
Operator:	Mr. Zunke
Test Conditions:	Tnom: 23°C, Unom: 6VDC via AC/DC Adapter
Antenna:	Schwarzbeck BBHA 9120D, Vertical
Measurement distance:	3m
Mode:	DECT link to other phone
Test Date:	2014-12-18
Note:	charger 84642472

Index 13



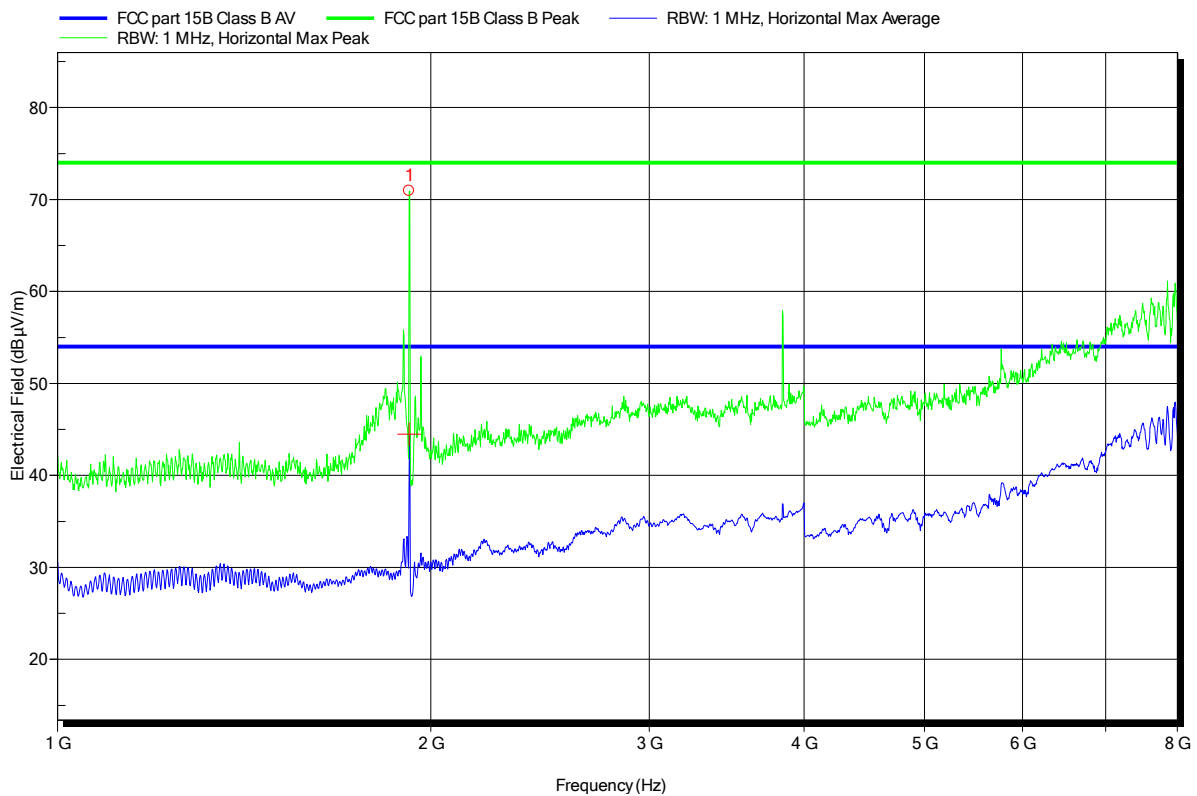
Frequency
1,922 GHz DECT carrier

Spurious emissions under normal conditions according to FCC 15B

Project number: G0M-1411-4306

Manufacturer: Spectralink Europe Aps
 EUT Name: DECT handset 7532
 Model: K022a
 Test Site: Eurofins Product Service GmbH
 Operator: Mr. Zunke
 Test Conditions: Tnom: 23°C, Unom: 6VDC via AC/DC Adapter
 Antenna: Schwarzbeck BBHA 9120D, Horizontal
 Measurement distance: 3m
 Mode: DECT link to other phone
 Test Date: 2014-12-18
 Note: charger 84642472

Index 12



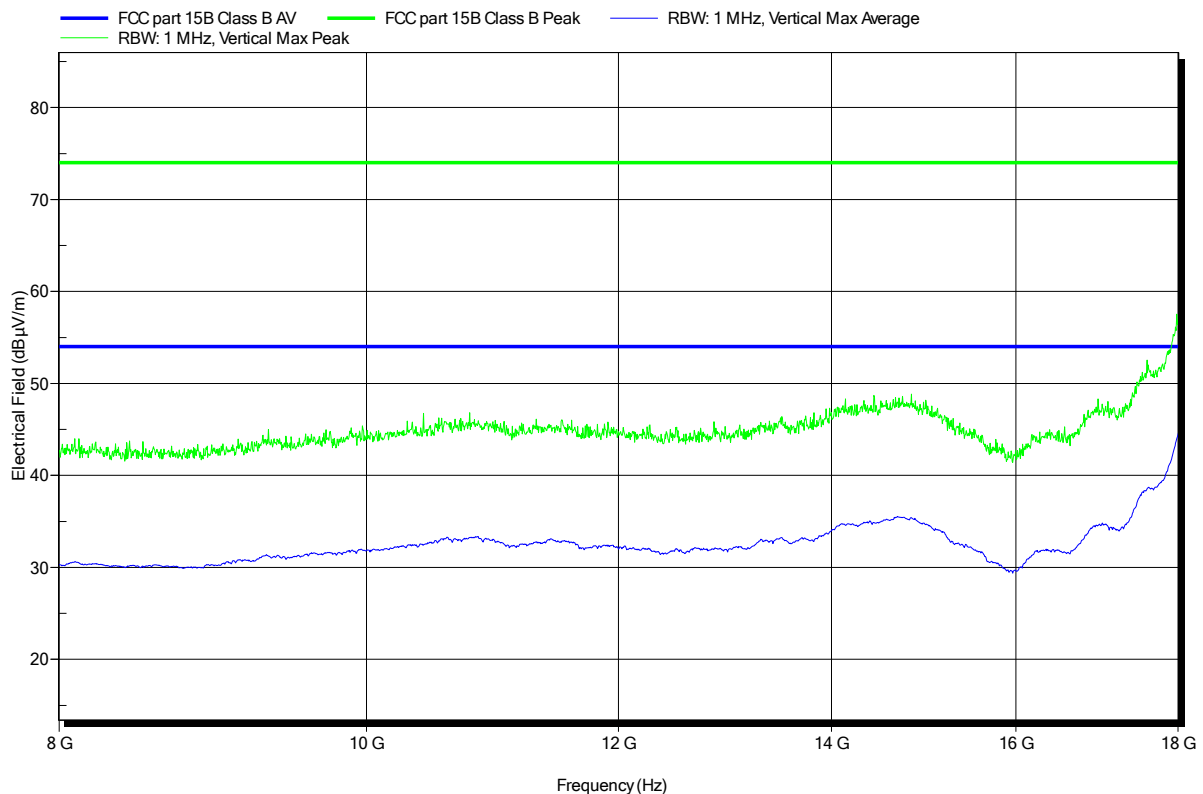
Frequency
 1,922 GHz DECT carrier

Spurious emissions under normal conditions according to FCC 15B

Project number: G0M-1411-4306

Manufacturer:	Spectralink Europe Aps
EUT Name:	DECT handset 7532
Model:	K022a
Test Site:	Eurofins Product Service GmbH
Operator:	Mr. Zunke
Test Conditions:	Tnom: 23°C, Unom: 6VDC via AC/DC Adapter
Antenna:	Schwarzbeck BBHA 9120D, Vertical
Measurement distance:	3m
Mode:	DECT link to other phone
Test Date:	2014-12-22
Note:	charger 84642472

Index 42

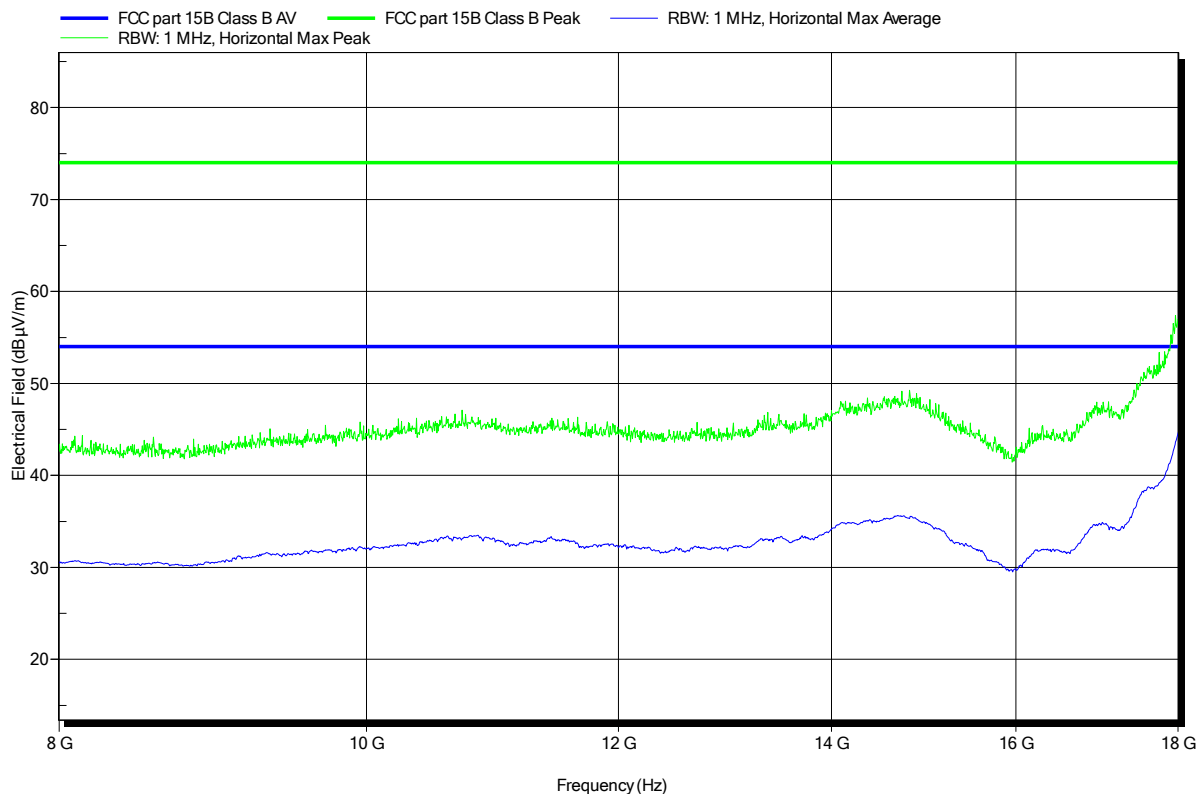


Spurious emissions under normal conditions according to FCC 15B

Project number: G0M-1411-4306

Manufacturer:	Spectralink Europe Aps
EUT Name:	DECT handset 7532
Model:	K022a
Test Site:	Eurofins Product Service GmbH
Operator:	Mr. Zunke
Test Conditions:	Tnom: 23°C, Unom: 6VDC via AC/DC Adapter
Antenna:	Schwarzbeck BBHA 9120D, Horizontal
Measurement distance:	3m
Mode:	DECT link to other phone
Test Date:	2014-12-22
Note:	charger 84642472

Index 43

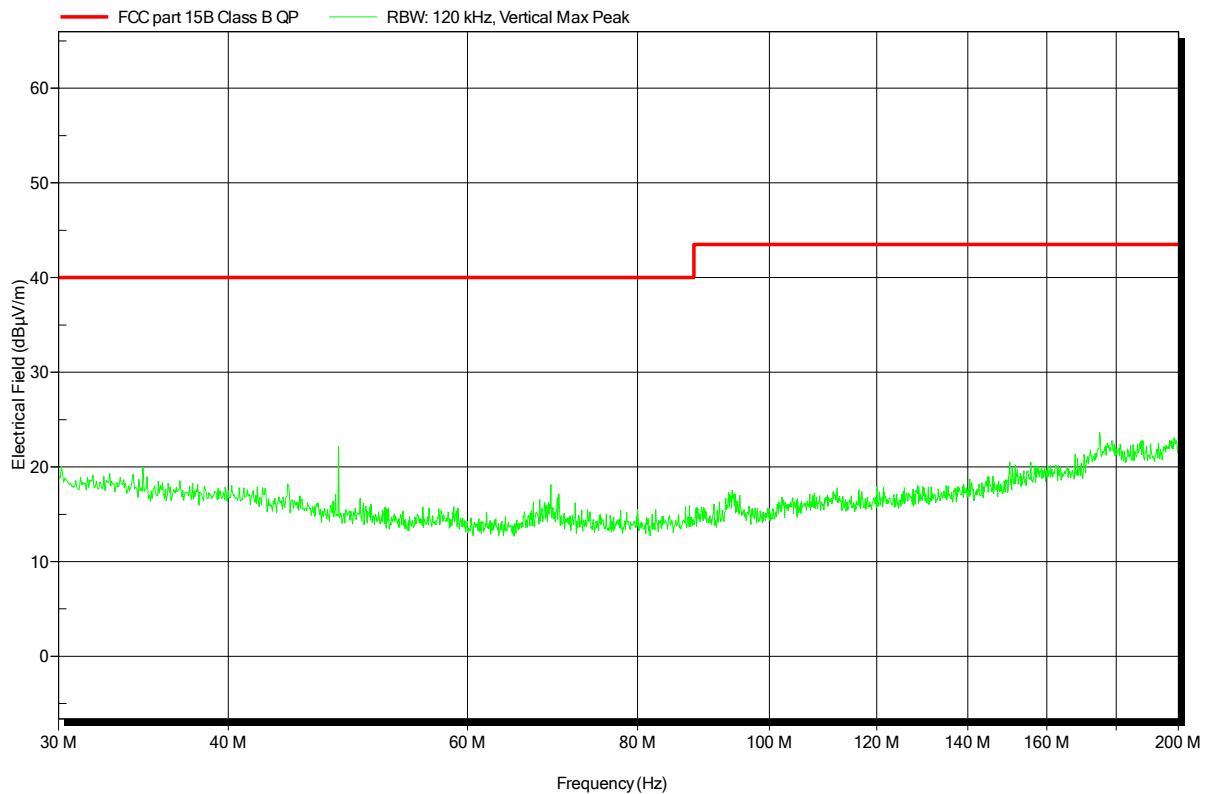


Spurious emissions under normal conditions according to FCC 15B

Project number: G0M-1411-4306

Manufacturer:	Spectralink Europe Aps
EUT Name:	DECT handset 7532
Model:	K022a
Test Site:	Eurofins Product Service GmbH
Operator:	Mr. Zunke
Test Conditions:	Tnom: 23°C, Unom: 3.7VDC via rechargeable Battery
Antenna:	Rohde & Schwarz HK 116, Vertical
Measurement distance:	3m
Mode:	DECT link to other phone
Test Date:	2014-12-18
Note:	

Index 6

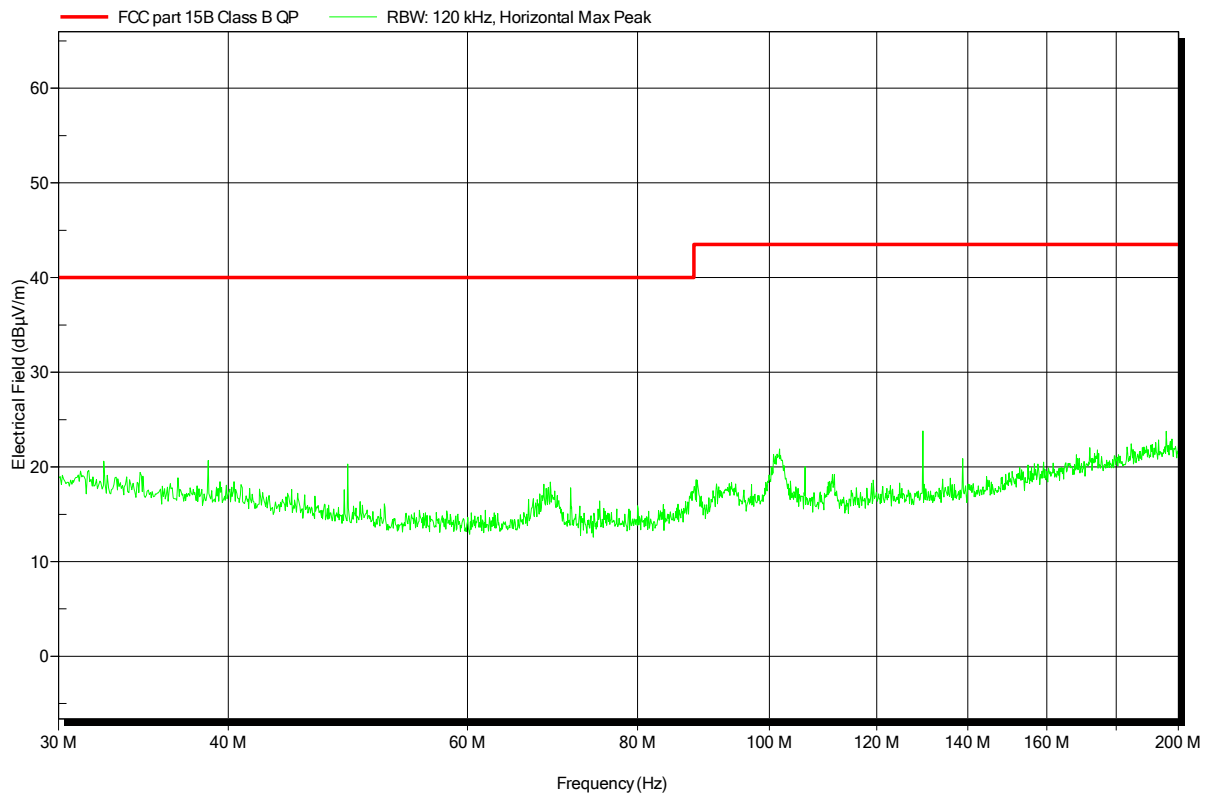


Spurious emissions under normal conditions according to FCC 15B

Project number: G0M-1411-4306

Manufacturer:	Spectralink Europe Aps
EUT Name:	DECT handset 7532
Model:	K022a
Test Site:	Eurofins Product Service GmbH
Operator:	Mr. Zunke
Test Conditions:	Tnom: 23°C, Unom: 3.7VDC via rechargeable Battery
Antenna:	Rohde & Schwarz HK 116, Horizontal
Measurement distance:	3m
Mode:	DECT link to other phone
Test Date:	2014-12-18
Note:	

Index 5

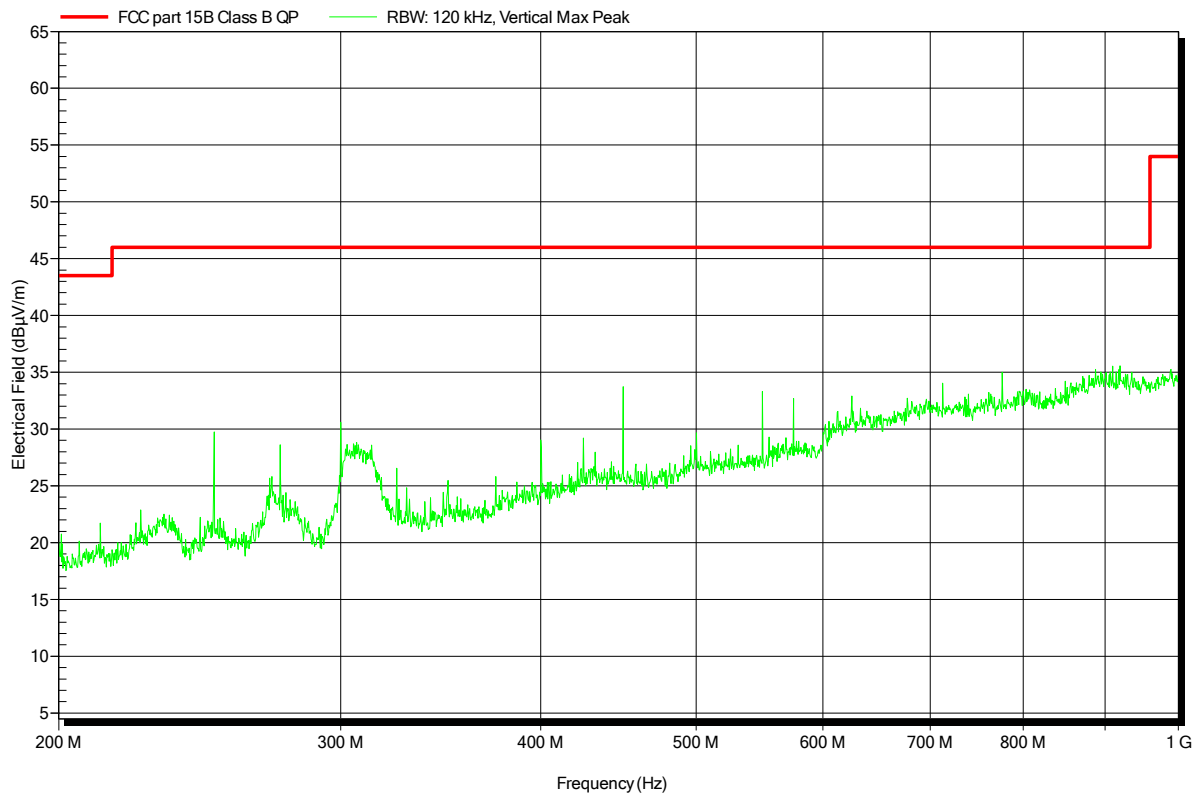


Spurious emissions under normal conditions according to FCC 15B

Project number: G0M-1411-4306

Manufacturer:	Spectralink Europe Aps
EUT Name:	DECT handset 7532
Model:	K022a
Test Site:	Eurofins Product Service GmbH
Operator:	Mr. Zunke
Test Conditions:	Tnom: 23°C, Unom: 3.7VDC via rechargeable Battery
Antenna:	Rohde & Schwarz HL 223, Vertical
Measurement distance:	3m
Mode:	DECT link to other phone
Test Date:	2014-12-18
Note:	

Index 7

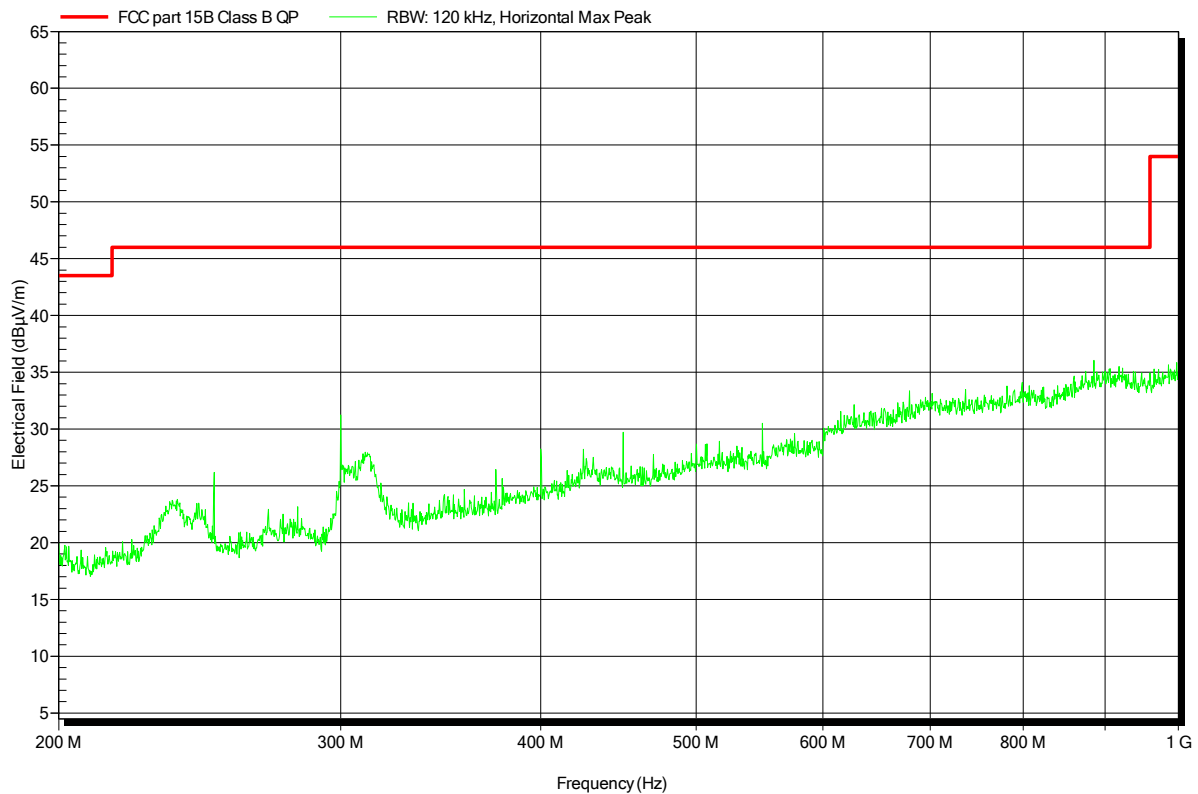


Spurious emissions under normal conditions according to FCC 15B

Project number: G0M-1411-4306

Manufacturer:	Spectralink Europe Aps
EUT Name:	DECT handset 7532
Model:	K022a
Test Site:	Eurofins Product Service GmbH
Operator:	Mr. Zunke
Test Conditions:	Tnom: 23°C, Unom: 3.7VDC via rechargeable Battery
Antenna:	Rohde & Schwarz HL 223, Horizontal
Measurement distance:	3m
Mode:	DECT link to other phone
Test Date:	2014-12-18
Note:	

Index 8

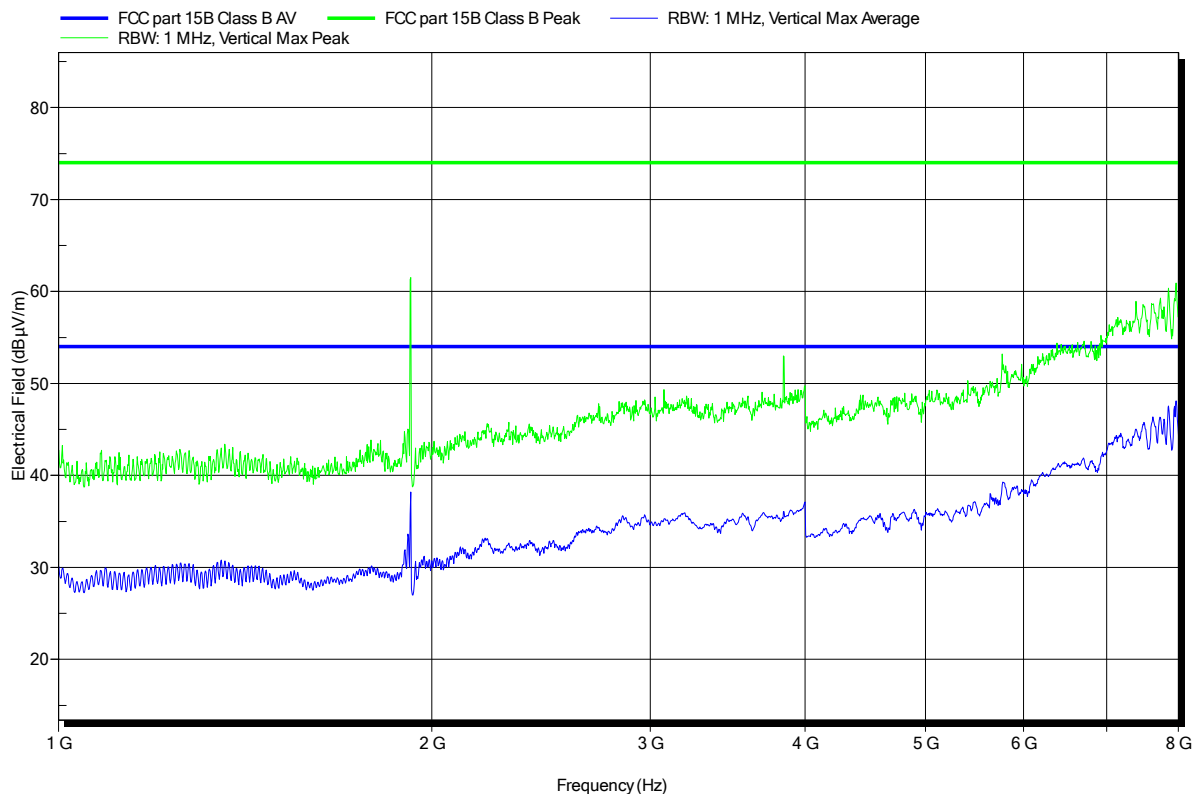


Spurious emissions under normal conditions according to FCC 15B

Project number: G0M-1411-4306

Manufacturer:	Spectralink Europe Aps
EUT Name:	DECT handset 7532
Model:	K022a
Test Site:	Eurofins Product Service GmbH
Operator:	Mr. Zunke
Test Conditions:	Tnom: 23°C, Unom: 3.7VDC via rechargeable Battery
Antenna:	Schwarzbeck BBHA 9120D, Vertical
Measurement distance:	3m
Mode:	DECT link to other phone
Test Date:	2014-12-18
Note:	

Index 10

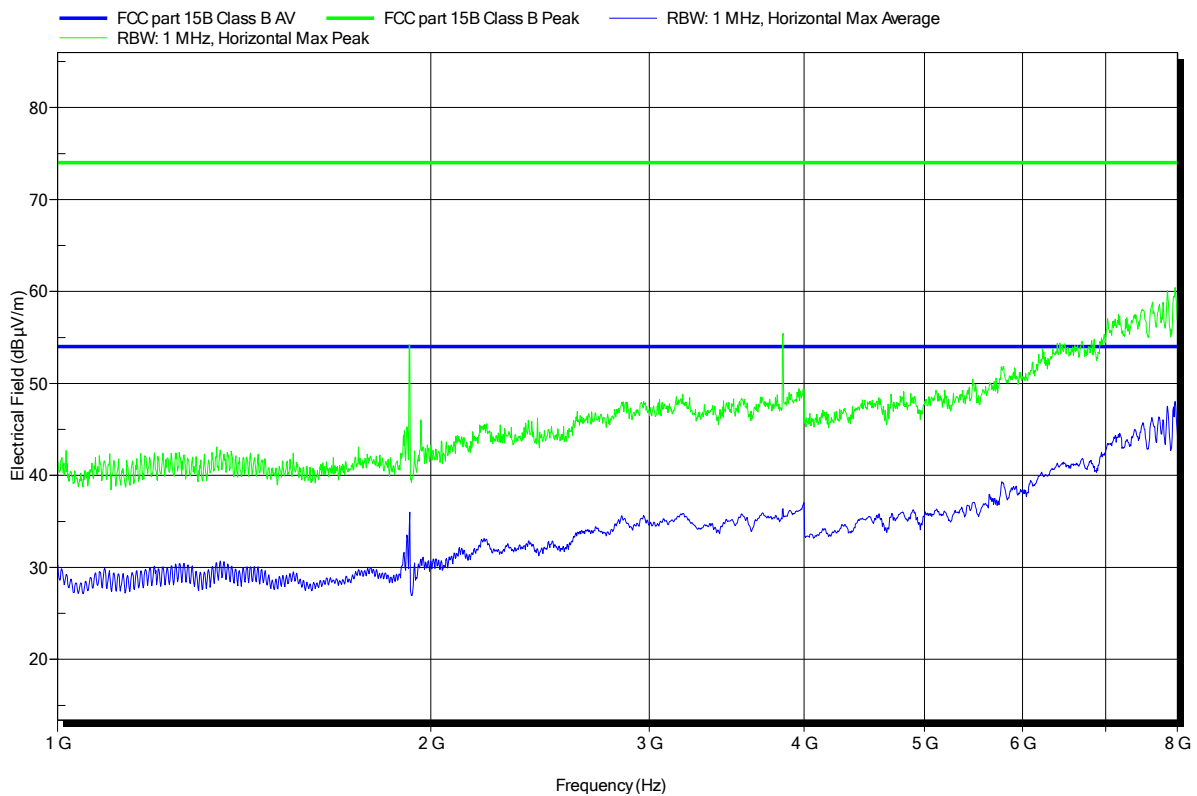


Spurious emissions under normal conditions according to FCC 15B

Project number: G0M-1411-4306

Manufacturer:	Spectralink Europe Aps
EUT Name:	DECT handset 7532
Model:	K022a
Test Site:	Eurofins Product Service GmbH
Operator:	Mr. Zunke
Test Conditions:	Tnom: 23°C, Unom: 3.7VDC via rechargeable Battery
Antenna:	Schwarzbeck BBHA 9120D, Horizontal
Measurement distance:	3m
Mode:	DECT link to other phone
Test Date:	2014-12-18
Note:	

Index 11

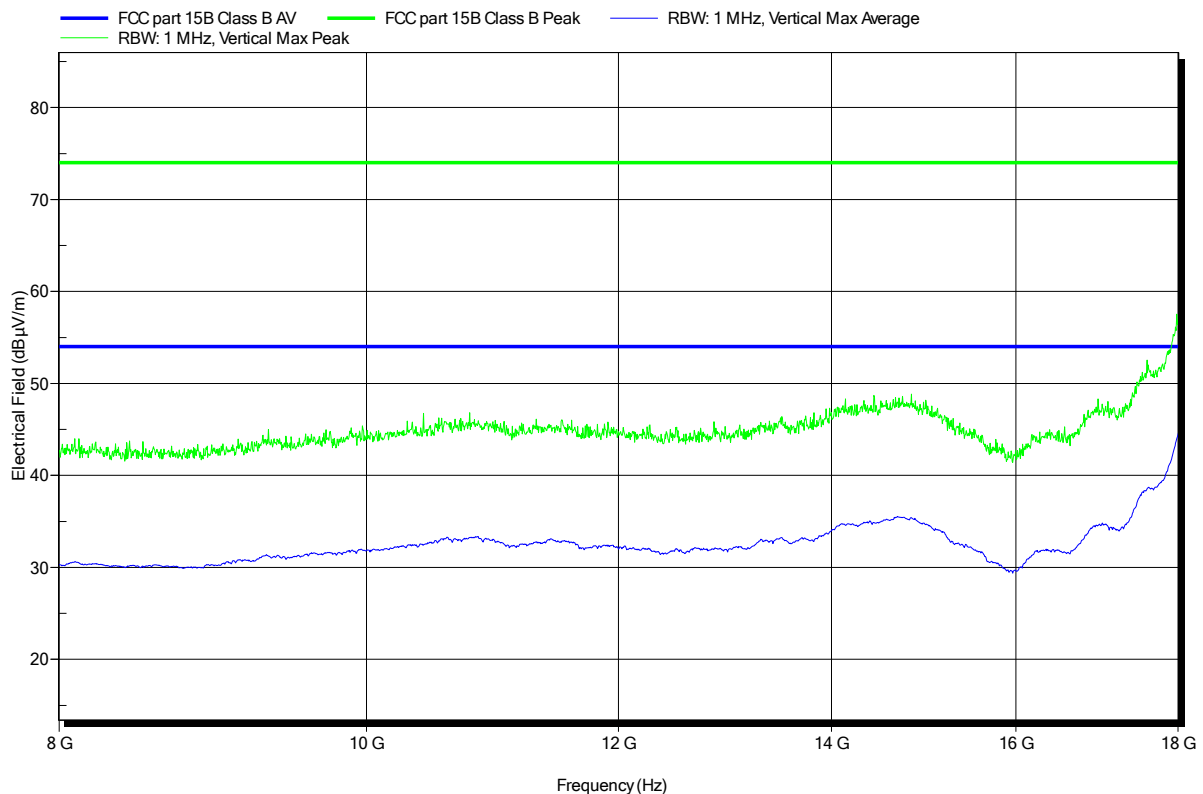


Spurious emissions under normal conditions according to FCC 15B

Project number: G0M-1411-4306

Manufacturer:	Spectralink Europe Aps
EUT Name:	DECT handset 7532
Model:	K022a
Test Site:	Eurofins Product Service GmbH
Operator:	Mr. Zunke
Test Conditions:	Tnom: 23°C, Unom: 3.7VDC via rechargeable Battery
Antenna:	Schwarzbeck BBHA 9120D, Vertical
Measurement distance:	3m
Mode:	DECT link to other phone
Test Date:	2014-12-22
Note:	

Index 40

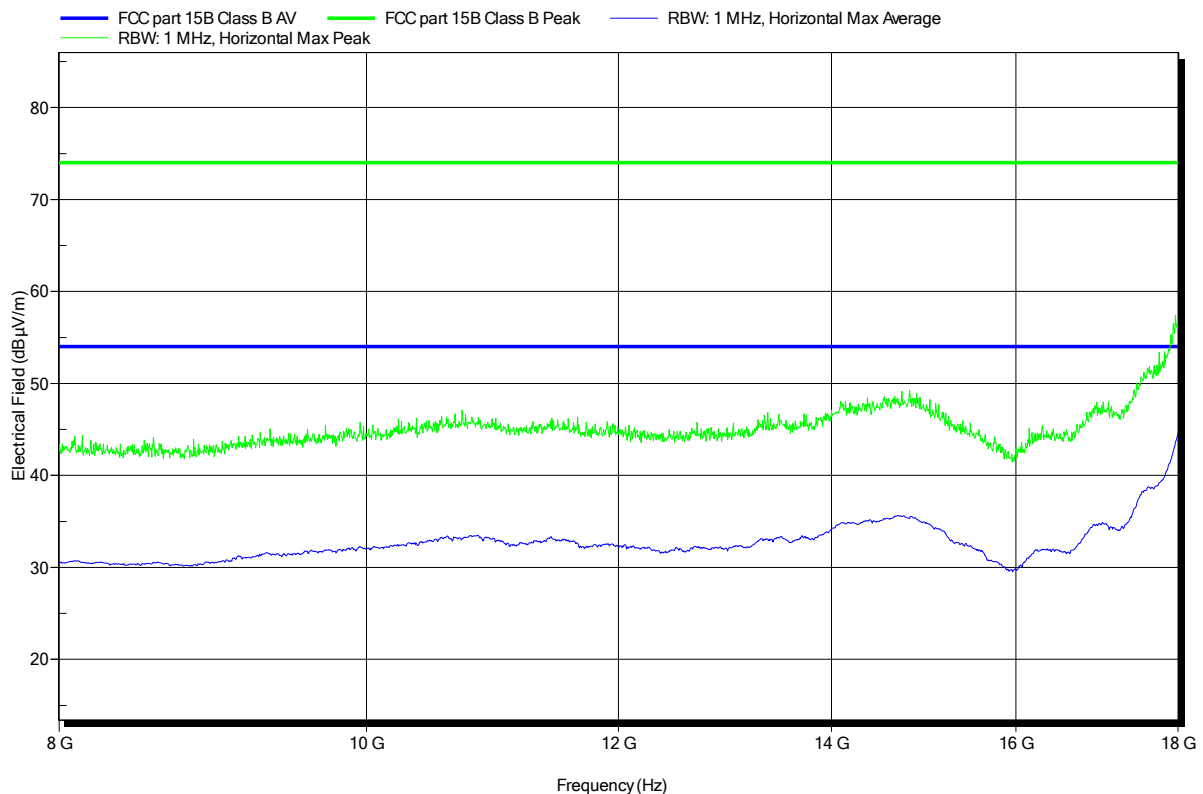


Spurious emissions under normal conditions according to FCC 15B

Project number: G0M-1411-4306

Manufacturer:	Spectralink Europe Aps
EUT Name:	DECT handset 7532
Model:	K022a
Test Site:	Eurofins Product Service GmbH
Operator:	Mr. Zunke
Test Conditions:	Tnom: 23°C, Unom: 3.7VDC via rechargeable Battery
Antenna:	Schwarzbeck BBHA 9120D, Horizontal
Measurement distance:	3m
Mode:	DECT link to other phone
Test Date:	2014-12-22
Note:	

Index 41

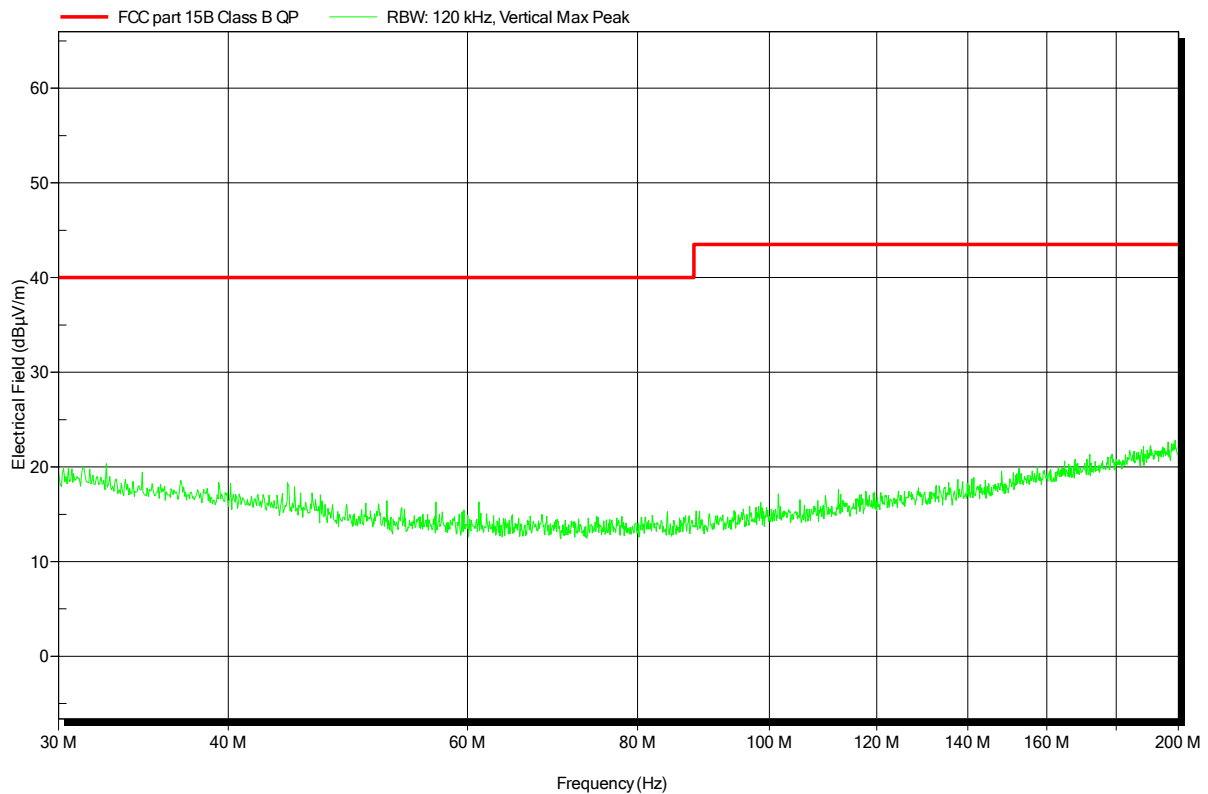


Spurious emissions under normal conditions according to FCC 15B

Project number: G0M-1411-4306

Manufacturer:	Spectralink Europe Aps
EUT Name:	DECT handset 7532
Model:	K022a
Test Site:	Eurofins Product Service GmbH
Operator:	Mr. Zunke
Test Conditions:	Tnom: 23°C, Unom: 3.7VDC via rechargeable Battery
Antenna:	Rohde & Schwarz HK 116, Vertical
Measurement distance:	3m
Mode:	BT LE link to another phone
Test Date:	2014-12-22
Note:	

Index 28

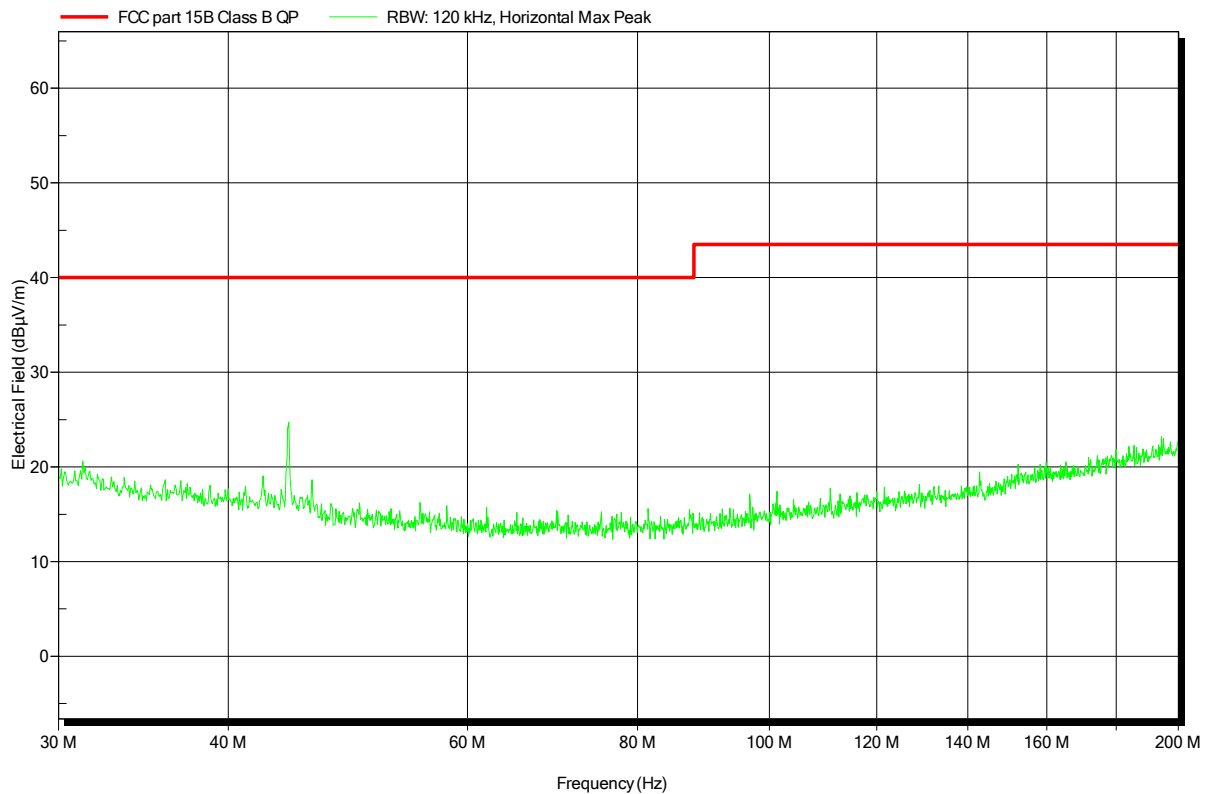


Spurious emissions under normal conditions according to FCC 15B

Project number: G0M-1411-4306

Manufacturer:	Spectralink Europe Aps
EUT Name:	DECT handset 7532
Model:	K022a
Test Site:	Eurofins Product Service GmbH
Operator:	Mr. Zunke
Test Conditions:	Tnom: 23°C, Unom: 3.7VDC via rechargeable Battery
Antenna:	Rohde & Schwarz HK 116, Horizontal
Measurement distance:	3m
Mode:	BT LE link to another phone
Test Date:	2014-12-22
Note:	

Index 29

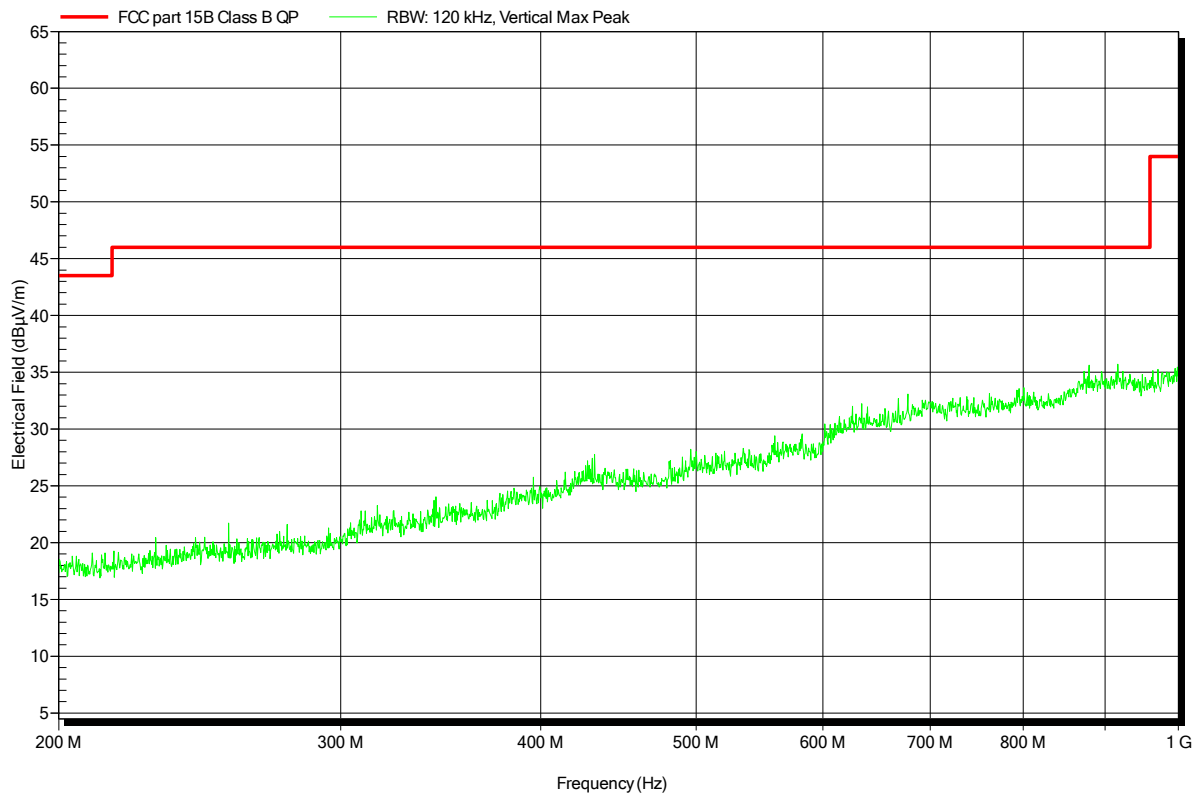


Spurious emissions under normal conditions according to FCC 15B

Project number: G0M-1411-4306

Manufacturer:	Spectralink Europe Aps
EUT Name:	DECT handset 7532
Model:	K022a
Test Site:	Eurofins Product Service GmbH
Operator:	Mr. Zunke
Test Conditions:	Tnom: 23°C, Unom: 3.7VDC via rechargeable Battery
Antenna:	Rohde & Schwarz HL 223, Vertical
Measurement distance:	3m
Mode:	BT LE link to another phone
Test Date:	2014-12-22
Note:	

Index 26

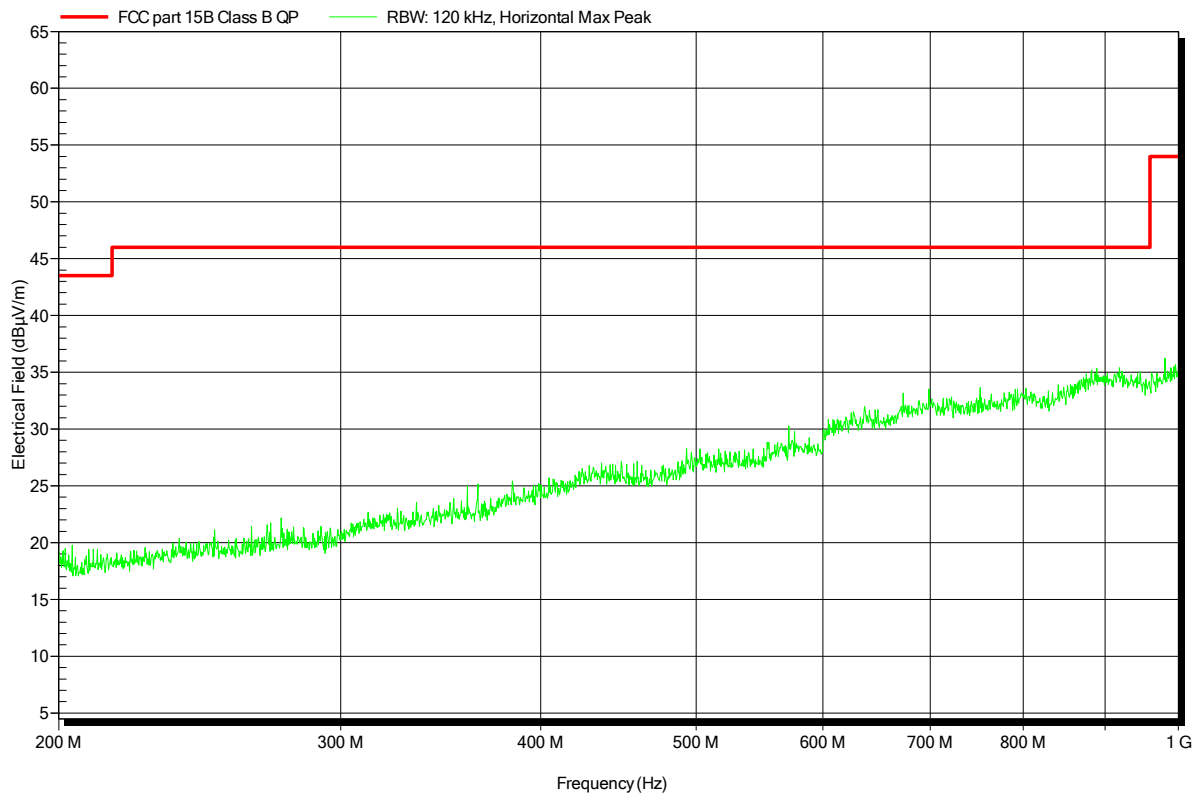


Spurious emissions under normal conditions according to FCC 15B

Project number: G0M-1411-4306

Manufacturer:	Spectralink Europe Aps
EUT Name:	DECT handset 7532
Model:	K022a
Test Site:	Eurofins Product Service GmbH
Operator:	Mr. Zunke
Test Conditions:	Tnom: 23°C, Unom: 3.7VDC via rechargeable Battery
Antenna:	Rohde & Schwarz HL 223, Horizontal
Measurement distance:	3m
Mode:	BT LE link to another phone
Test Date:	2014-12-22
Note:	

Index 27

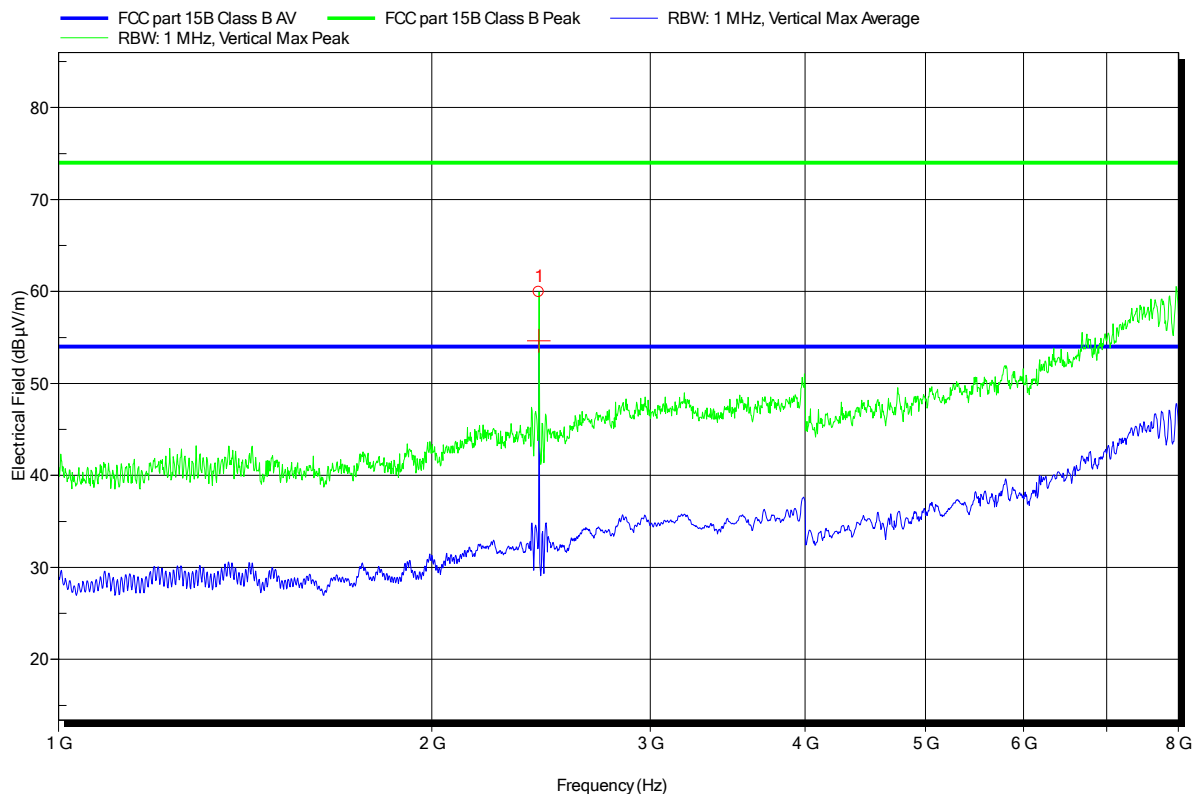


Spurious emissions under normal conditions according to FCC 15B

Project number: G0M-1411-4306

Manufacturer:	Spectralink Europe Aps
EUT Name:	DECT handset 7532
Model:	K022a
Test Site:	Eurofins Product Service GmbH
Operator:	Mr. Zunke
Test Conditions:	Tnom: 23°C, Unom: 3.7VDC via rechargeable Battery
Antenna:	Schwarzbeck BBHA 9120D, Vertical
Measurement distance:	3m
Mode:	BT LE link to another phone
Test Date:	2014-12-22
Note:	

Index 24



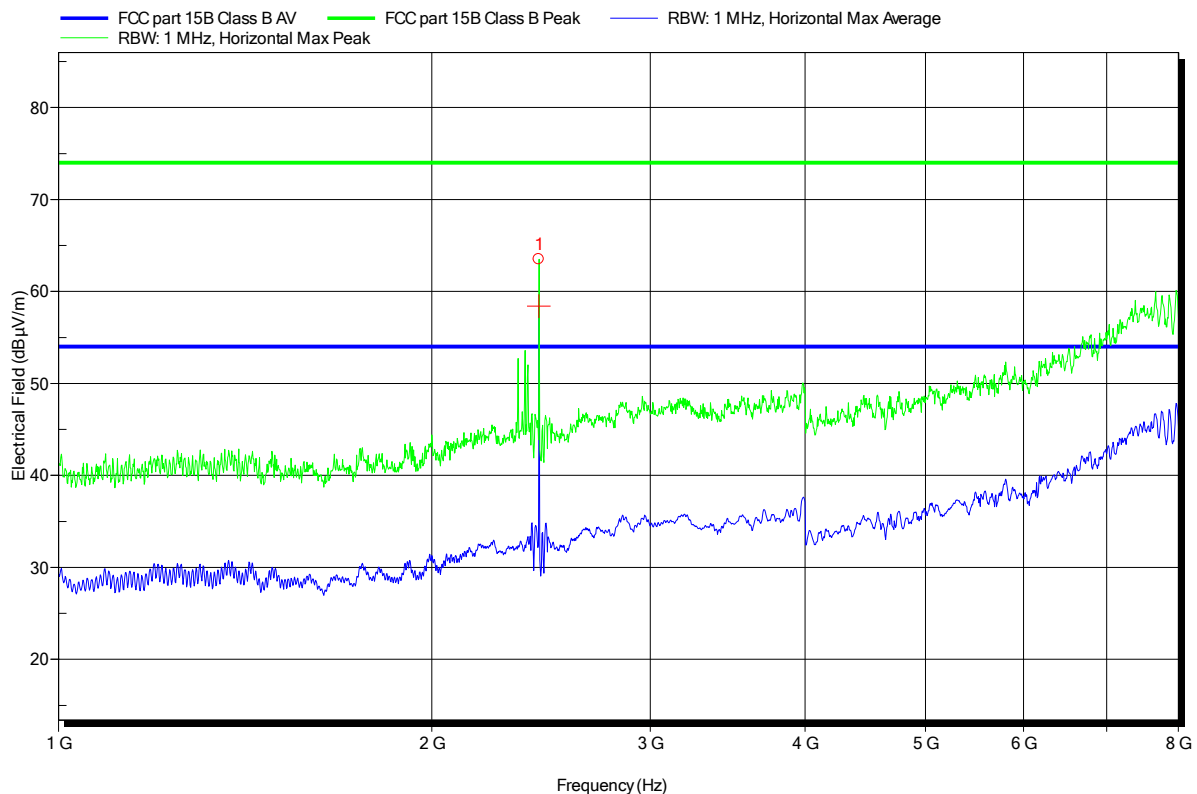
Frequency
2,44 GHz BT LE carrier

Spurious emissions under normal conditions according to FCC 15B

Project number: G0M-1411-4306

Manufacturer:	Spectralink Europe Aps
EUT Name:	DECT handset 7532
Model:	K022a
Test Site:	Eurofins Product Service GmbH
Operator:	Mr. Zunke
Test Conditions:	Tnom: 23°C, Unom: 3.7VDC via rechargeable Battery
Antenna:	Schwarzbeck BBHA 9120D, Horizontal
Measurement distance:	3m
Mode:	BT LE link to another phone
Test Date:	2014-12-22
Note:	

Index 25



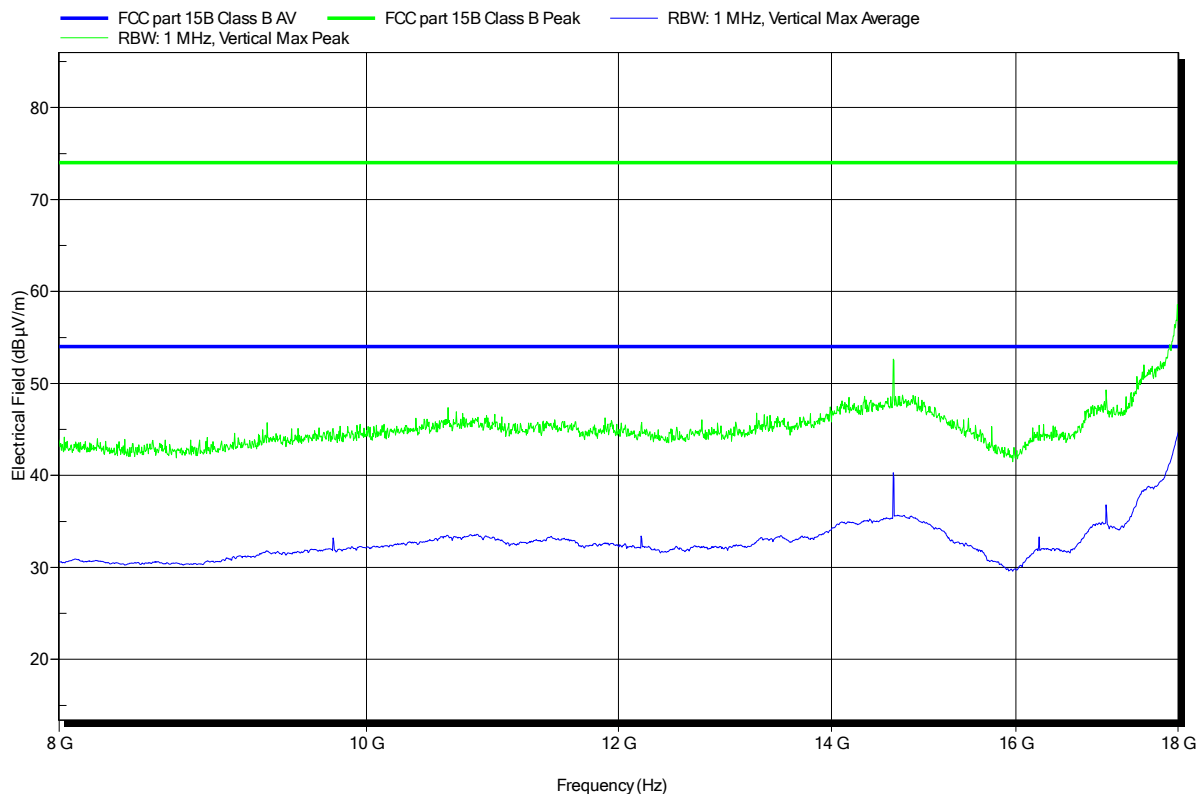
Frequency
2,44 GHz BT LE carrier

Spurious emissions under normal conditions according to FCC 15B

Project number: G0M-1411-4306

Manufacturer:	Spectralink Europe Aps
EUT Name:	DECT handset 7532
Model:	K022a
Test Site:	Eurofins Product Service GmbH
Operator:	Mr. Zunke
Test Conditions:	Tnom: 23°C, Unom: 3.7VDC via rechargeable Battery
Antenna:	Schwarzbeck BBHA 9120D, Vertical
Measurement distance:	3m
Mode:	BT LE link to another phone
Test Date:	2014-12-22
Note:	

Index 39

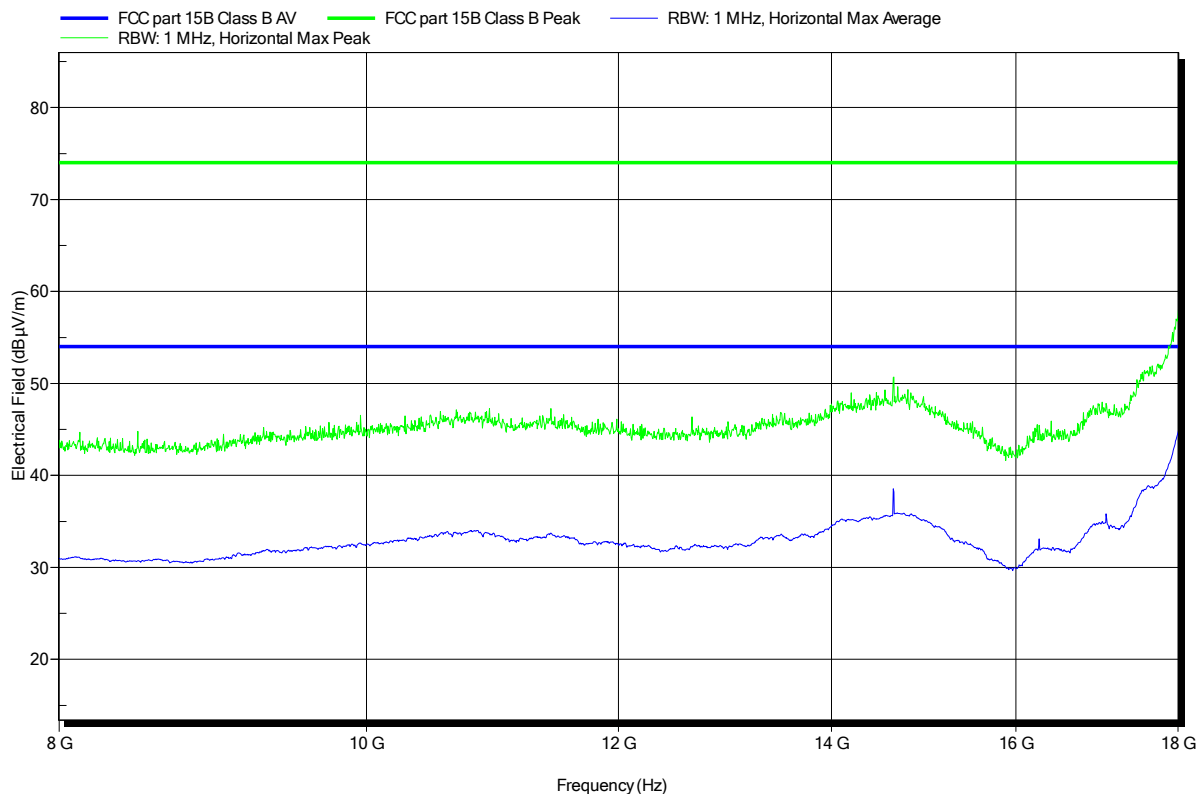


Spurious emissions under normal conditions according to FCC 15B

Project number: G0M-1411-4306

Manufacturer:	Spectralink Europe Aps
EUT Name:	DECT handset 7532
Model:	K022a
Test Site:	Eurofins Product Service GmbH
Operator:	Mr. Zunke
Test Conditions:	Tnom: 23°C, Unom: 3.7VDC via rechargeable Battery
Antenna:	Schwarzbeck BBHA 9120D, Horizontal
Measurement distance:	3m
Mode:	BT LE link to another phone
Test Date:	2014-12-22
Note:	

Index 38

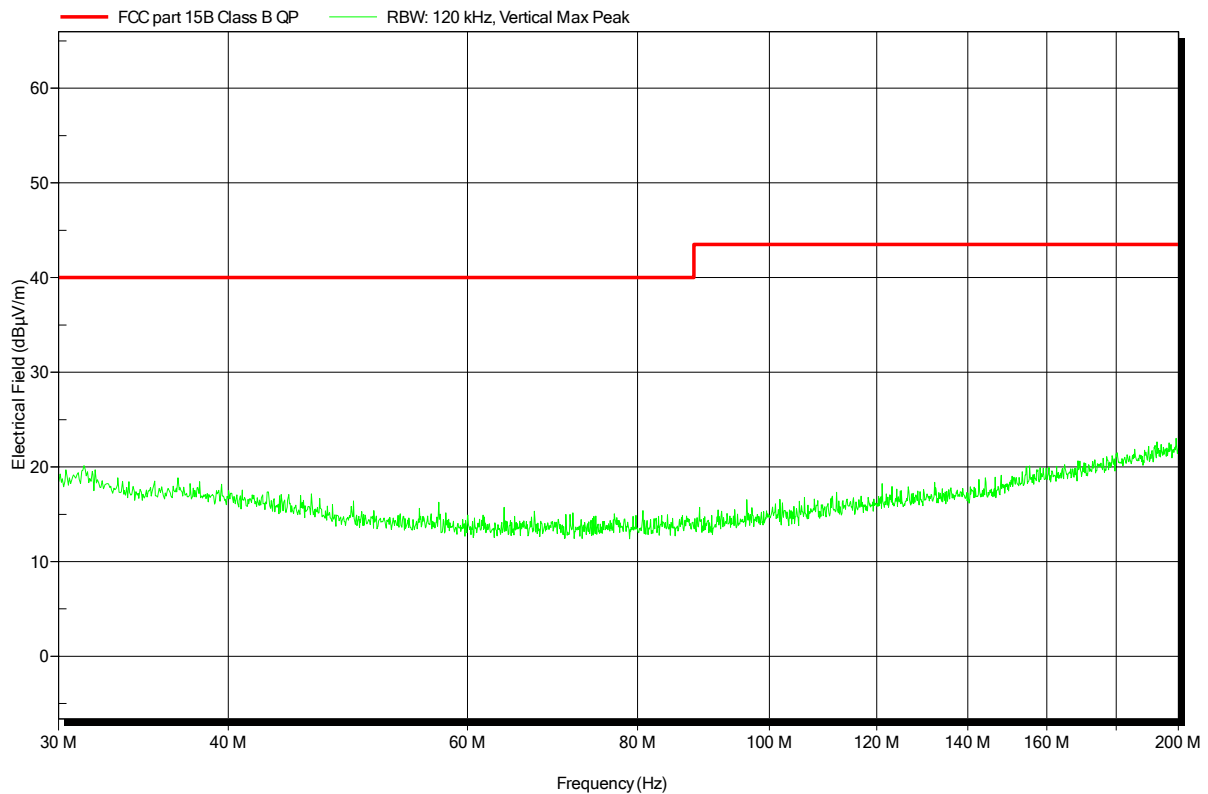


Spurious emissions under normal conditions according to FCC 15B

Project number: G0M-1411-4306

Manufacturer:	Spectralink Europe Aps
EUT Name:	DECT handset 7532
Model:	K022a
Test Site:	Eurofins Product Service GmbH
Operator:	Mr. Zunke
Test Conditions:	Tnom: 23°C, Unom: 3.7VDC via rechargeable Battery
Antenna:	Rohde & Schwarz HK 116, Vertical
Measurement distance:	3m
Mode:	BT link to CBT
Test Date:	2014-12-22
Note:	

Index 31

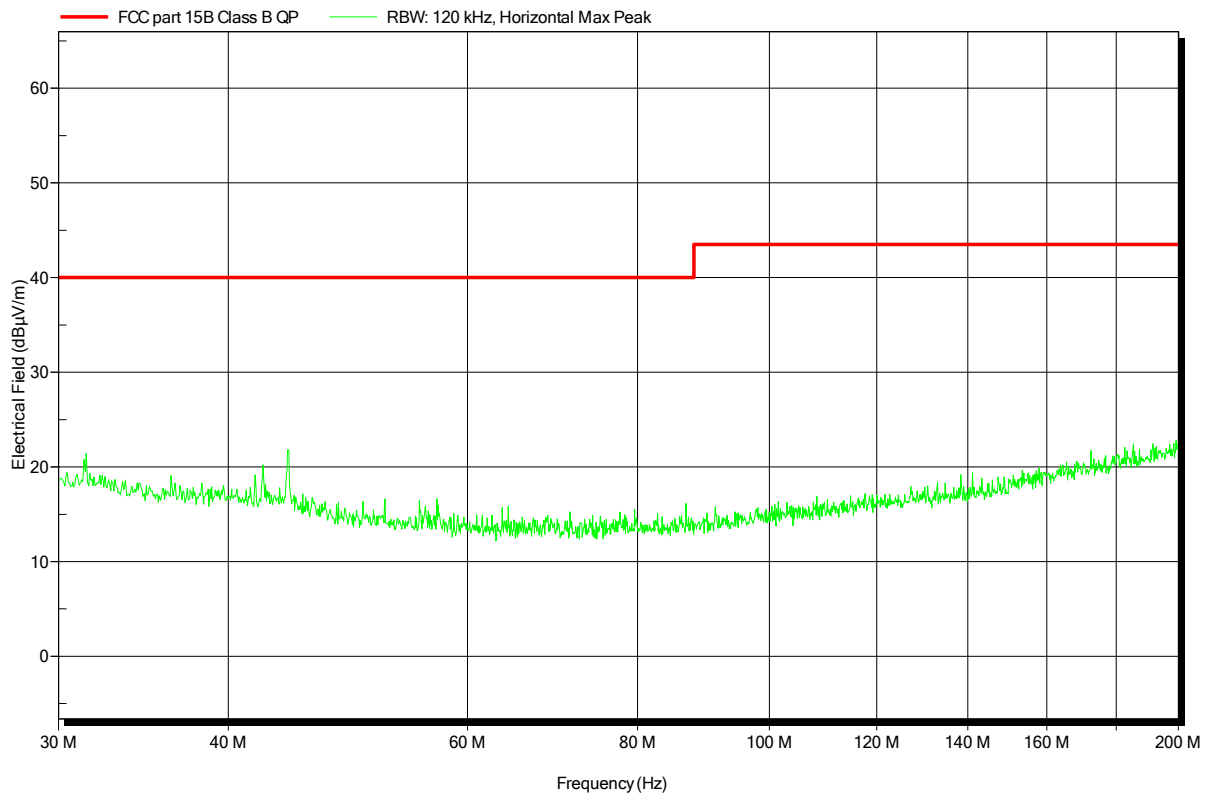


Spurious emissions under normal conditions according to FCC 15B

Project number: G0M-1411-4306

Manufacturer:	Spectralink Europe Aps
EUT Name:	DECT handset 7532
Model:	K022a
Test Site:	Eurofins Product Service GmbH
Operator:	Mr. Zunke
Test Conditions:	Tnom: 23°C, Unom: 3.7VDC via rechargeable Battery
Antenna:	Rohde & Schwarz HK 116, Horizontal
Measurement distance:	3m
Mode:	BT link to CBT
Test Date:	2014-12-22
Note:	

Index 30

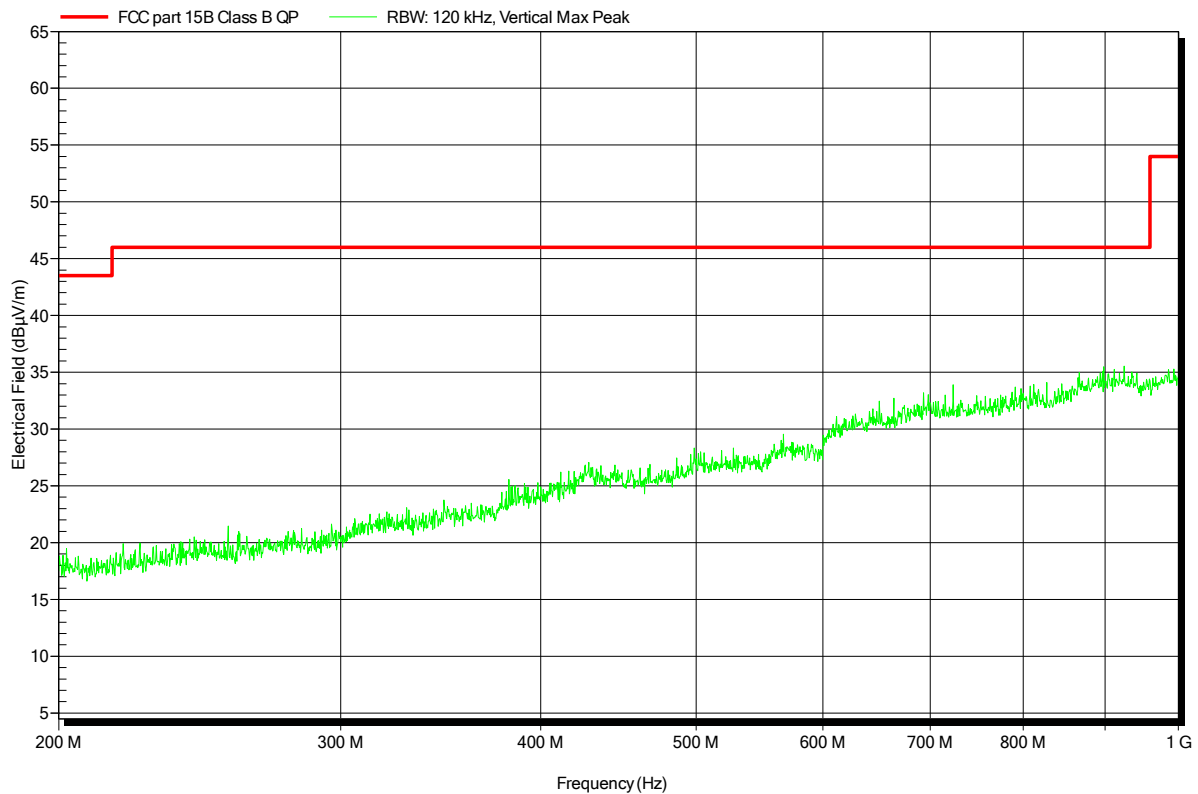


Spurious emissions under normal conditions according to FCC 15B

Project number: G0M-1411-4306

Manufacturer:	Spectralink Europe Aps
EUT Name:	DECT handset 7532
Model:	K022a
Test Site:	Eurofins Product Service GmbH
Operator:	Mr. Zunke
Test Conditions:	Tnom: 23°C, Unom: 3.7VDC via rechargeable Battery
Antenna:	Rohde & Schwarz HL 223, Vertical
Measurement distance:	3m
Mode:	BT link to CBT
Test Date:	2014-12-22
Note:	

Index 32

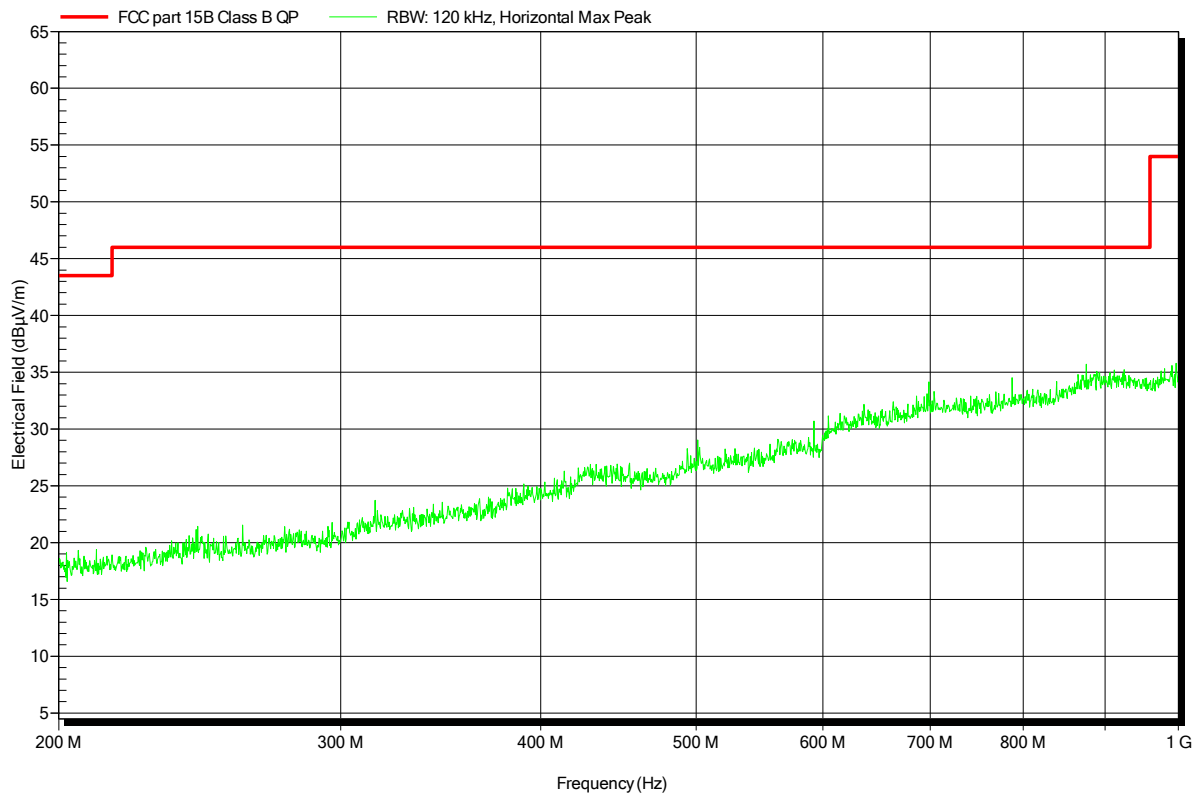


Spurious emissions under normal conditions according to FCC 15B

Project number: G0M-1411-4306

Manufacturer:	Spectralink Europe Aps
EUT Name:	DECT handset 7532
Model:	K022a
Test Site:	Eurofins Product Service GmbH
Operator:	Mr. Zunke
Test Conditions:	Tnom: 23°C, Unom: 3.7VDC via rechargeable Battery
Antenna:	Rohde & Schwarz HL 223, Horizontal
Measurement distance:	3m
Mode:	BT link to CBT
Test Date:	2014-12-22
Note:	

Index 33

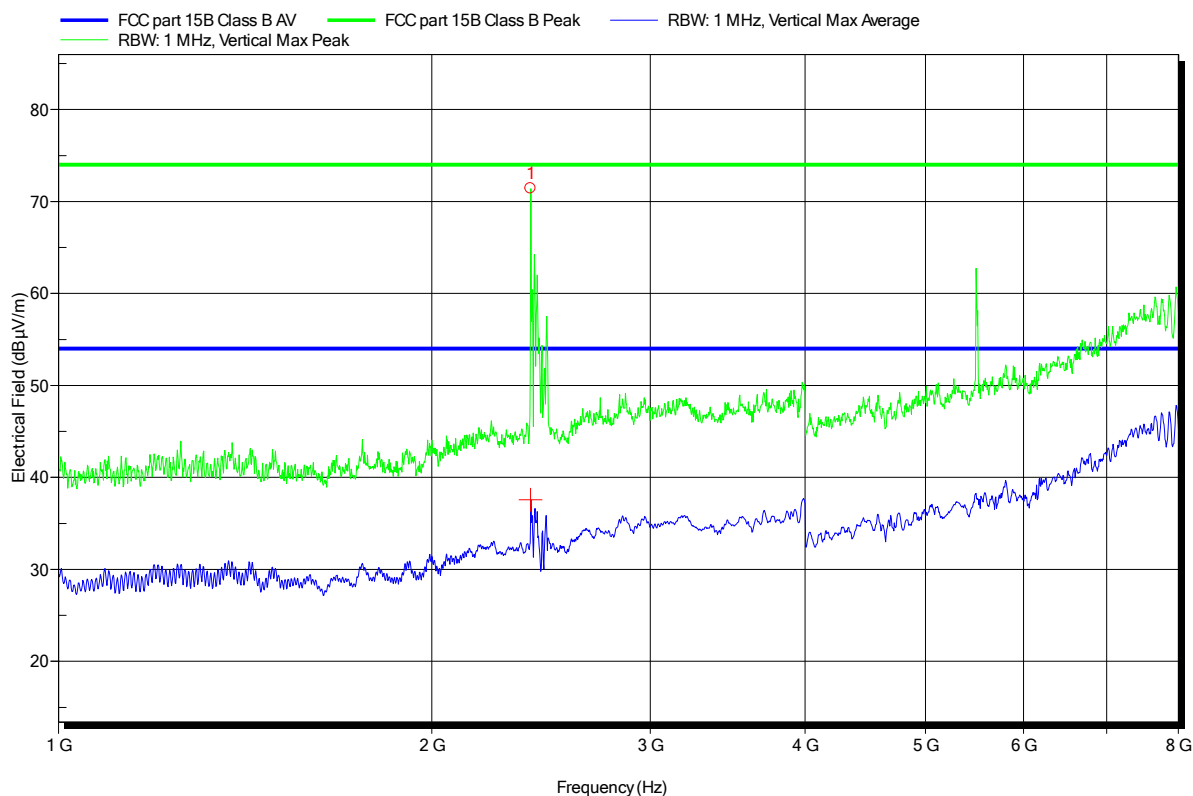


Spurious emissions under normal conditions according to FCC 15B

Project number: G0M-1411-4306

Manufacturer:	Spectralink Europe Aps
EUT Name:	DECT handset 7532
Model:	K022a
Test Site:	Eurofins Product Service GmbH
Operator:	Mr. Zunke
Test Conditions:	Tnom: 23°C, Unom: 3.7VDC via rechargeable Battery
Antenna:	Schwarzbeck BBHA 9120D, Vertical
Measurement distance:	3m
Mode:	BT link to CBT
Test Date:	2014-12-22
Note:	

Index 35



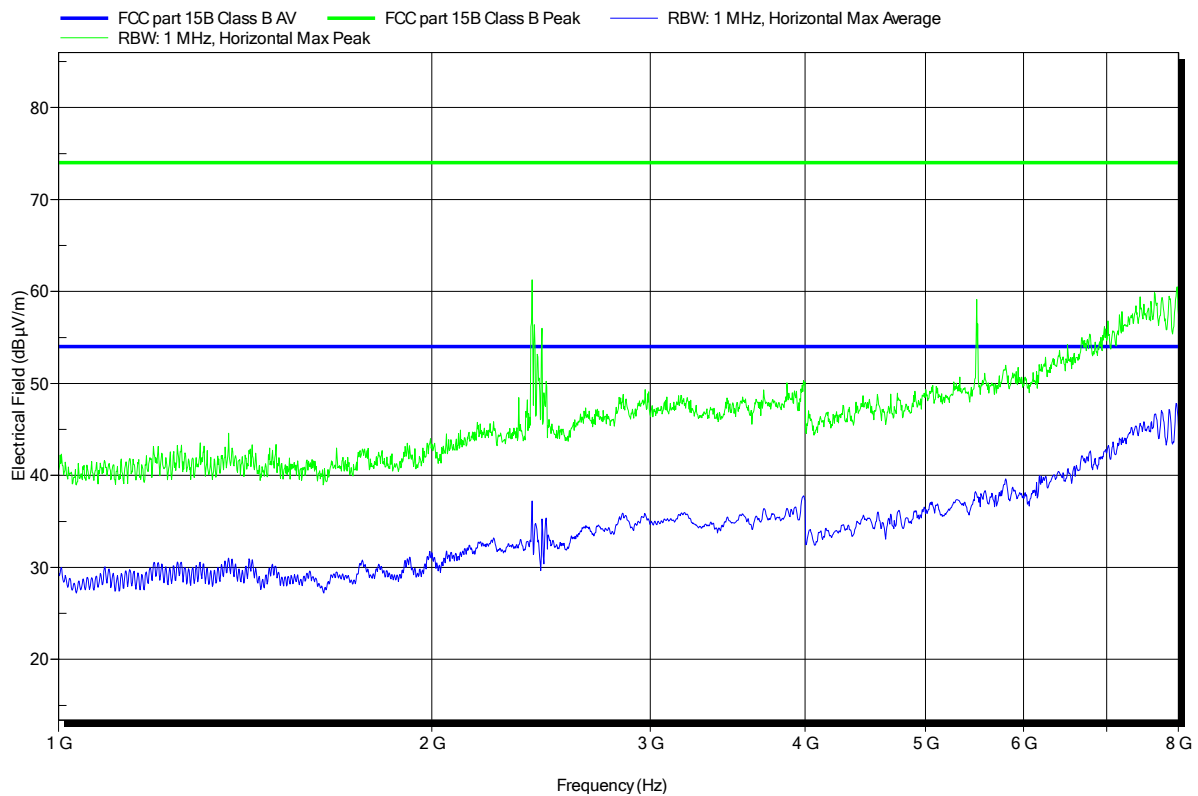
Frequency
2,402 GHz BT carrier

Spurious emissions under normal conditions according to FCC 15B

Project number: G0M-1411-4306

Manufacturer:	Spectralink Europe Aps
EUT Name:	DECT handset 7532
Model:	K022a
Test Site:	Eurofins Product Service GmbH
Operator:	Mr. Zunke
Test Conditions:	Tnom: 23°C, Unom: 3.7VDC via rechargeable Battery
Antenna:	Schwarzbeck BBHA 9120D, Horizontal
Measurement distance:	3m
Mode:	BT link to CBT
Test Date:	2014-12-22
Note:	

Index 34

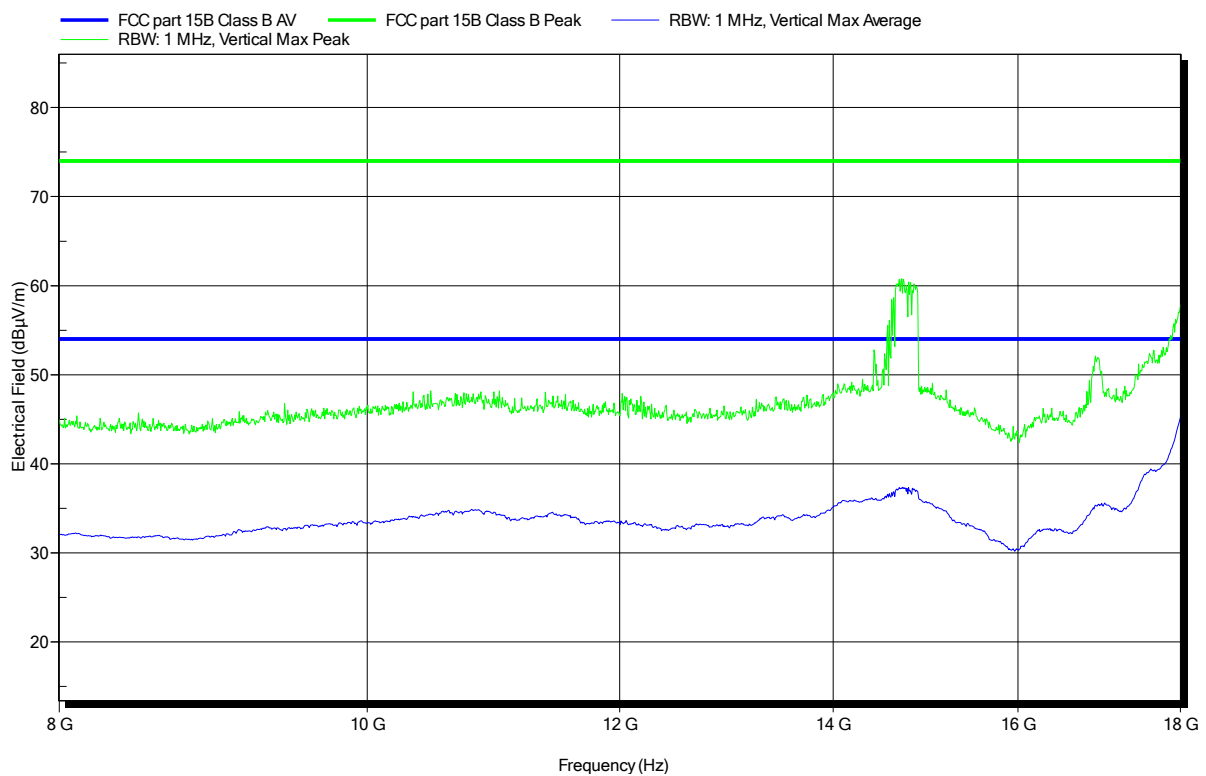


Spurious emissions under normal conditions according to FCC 15B

Project number: G0M-1411-4306

Manufacturer:	Spectralink Europe Aps
EUT Name:	DECT handset 7532
Model:	K022a
Test Site:	Eurofins Product Service GmbH
Operator:	Mr. Zunke
Test Conditions:	Tnom: 23°C, Unom: 3.7VDC via rechargeable Battery
Antenna:	Schwarzbeck BBHA 9120D, Vertical
Measurement distance:	3m
Mode:	BT link to CBT
Test Date:	2014-12-22
Note:	

Index 36

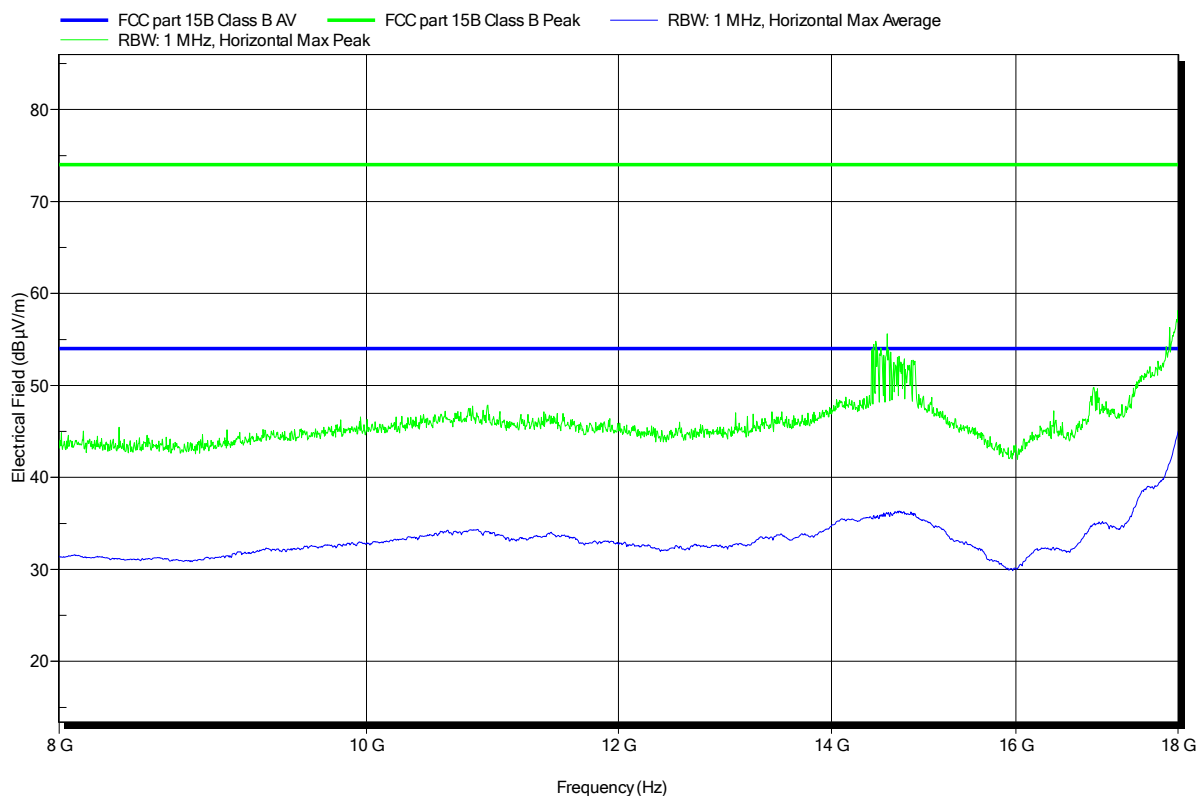


Spurious emissions under normal conditions according to FCC 15B

Project number: G0M-1411-4306

Manufacturer:	Spectralink Europe Aps
EUT Name:	DECT handset 7532
Model:	K022a
Test Site:	Eurofins Product Service GmbH
Operator:	Mr. Zunke
Test Conditions:	Tnom: 23°C, Unom: 3.7VDC via rechargeable Battery
Antenna:	Schwarzbeck BBHA 9120D, Horizontal
Measurement distance:	3m
Mode:	BT link to CBT
Test Date:	2014-12-22
Note:	

Index 37



3.2 Test Conditions and Results – AC power line conducted emissions

Conducted emissions acc. FCC 47 CFR 15.107 / IC RSS-Gen			Verdict: PASS	
Laboratory Parameters:	Required prior to the test		During the test	
Ambient Temperature	15 to 35 °C		23°C	
Relative Humidity	30 to 60 %		31%	
Test according referenced standards	Reference Method			
	ANSI C63.4			
Fully configured sample scanned over the following frequency range	Frequency range			
	0.15 MHz to 30 MHz			
Sample is tested with respect to the requirements of the equipment class	Equipment class			
	Class B			
Points of Application	Application Interface			
AC Mains	LISN			
Operating mode and configuration	1 / 2			
Limits and results Class B				
Frequency [MHz]	Quasi-Peak [dB μ V]	Result	Average [dB μ V]	Result
0.15 to 5	66 to 56*	PASS	56 to 46*	PASS
0.5 to 5	56	PASS	46	PASS
5 to 30	60	PASS	50	PASS
Comments:				
* Limit decreases linearly with the logarithm of the frequency.				

Test Procedure:

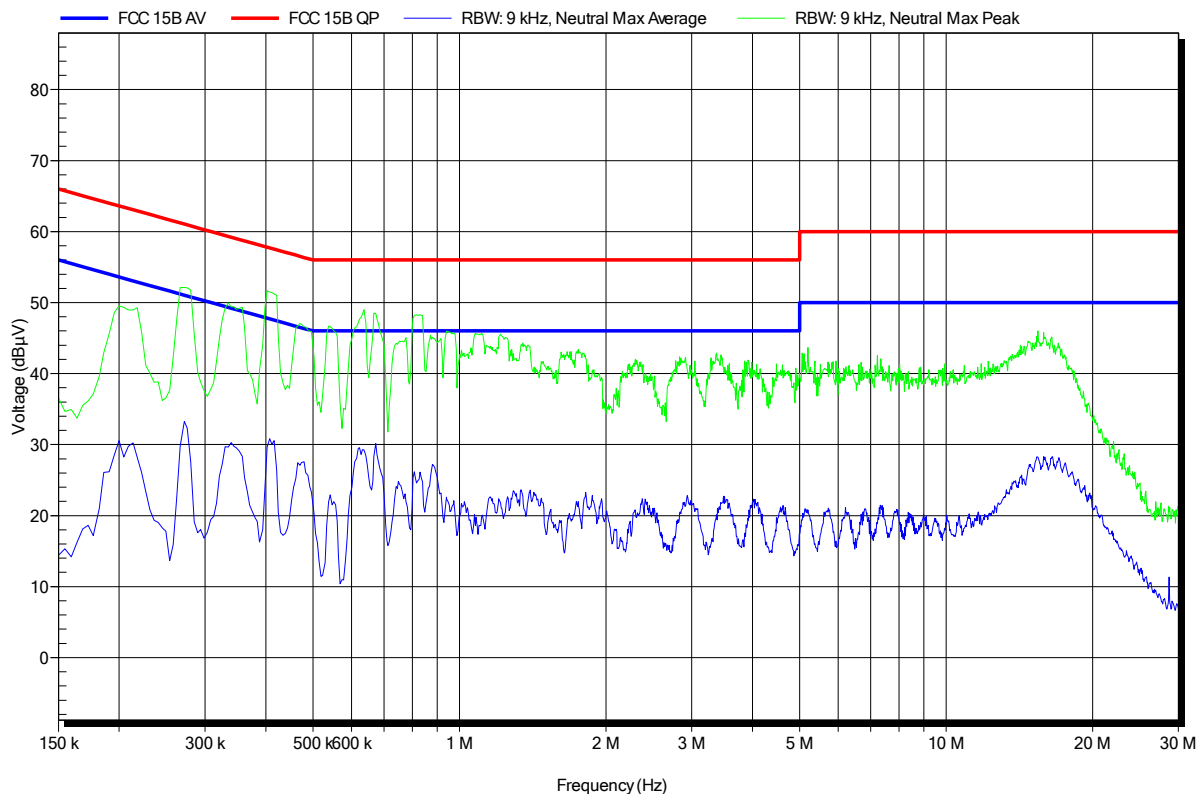
- 1) The EUT was placed on a non conductive table 0.8 m above the reference ground plane and 0.4 m away from the vertical conducting plane (ANSI C63.4: 2009 item 7.3.1)
- 2) The power cord that is normally supplied or recommended by the manufacturer was connected to the LISN.
- 3) The distance between the outer edge of the EUT and the LISN shall be set to 0.8 m. A longer power cord shall be bundled to this length (bundling shall not exceed 40 cm in length).
- 4) The LISN measurement port was connected to a measurement receiver
- 5) I/O cables were bundled not longer than 0.4 m
- 6) Measurement was performed in the frequency range 0.15 – 30MHz on each current-carrying conductor

EMI voltage test in the ac-mains according to FCC 15B

Project number: G0M-1411-4306

Manufacturer:	Spectralink Europe Aps
EUT Name:	DECT handset 7532
Model:	K022a
Test Site:	Eurofins Product Service GmbH
Operator:	Mr. Zunke
Test Conditions:	Tnom: 23°C, Unom: 6VDC via AC/DC Adapter
LISN:	ESH2-Z5 N
Mode:	DECT link to other phone
Test Date:	2014-12-16
Note:	charger 84642473

Index 1



Test Report No.: G0M-1411-4306-EF0115B-V02

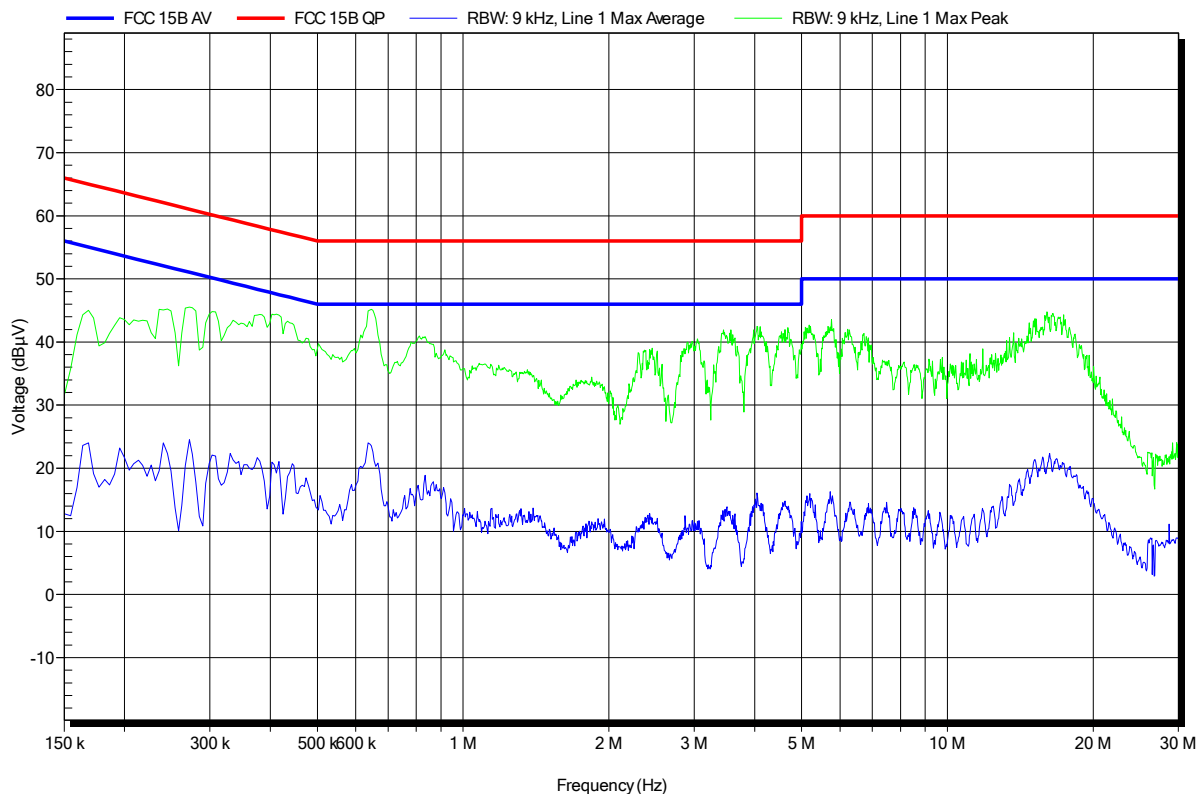
 Eurofins Product Service GmbH
 Storkower Str. 38c, D-15526 Reichenwalde, Germany

EMI voltage test in the ac-mains according to FCC 15B

Project number: G0M-1411-4306

Manufacturer:	Spectralink Europe Aps
EUT Name:	DECT handset 7532
Model:	K022a
Test Site:	Eurofins Product Service GmbH
Operator:	Mr. Zunke
Test Conditions:	Tnom: 23°C, Unom: 6VDC via AC/DC Adapter
LISN:	ESH2-Z5 L
Mode:	DECT link to other phone
Test Date:	2014-12-16
Note:	charger 84642473

Index 2

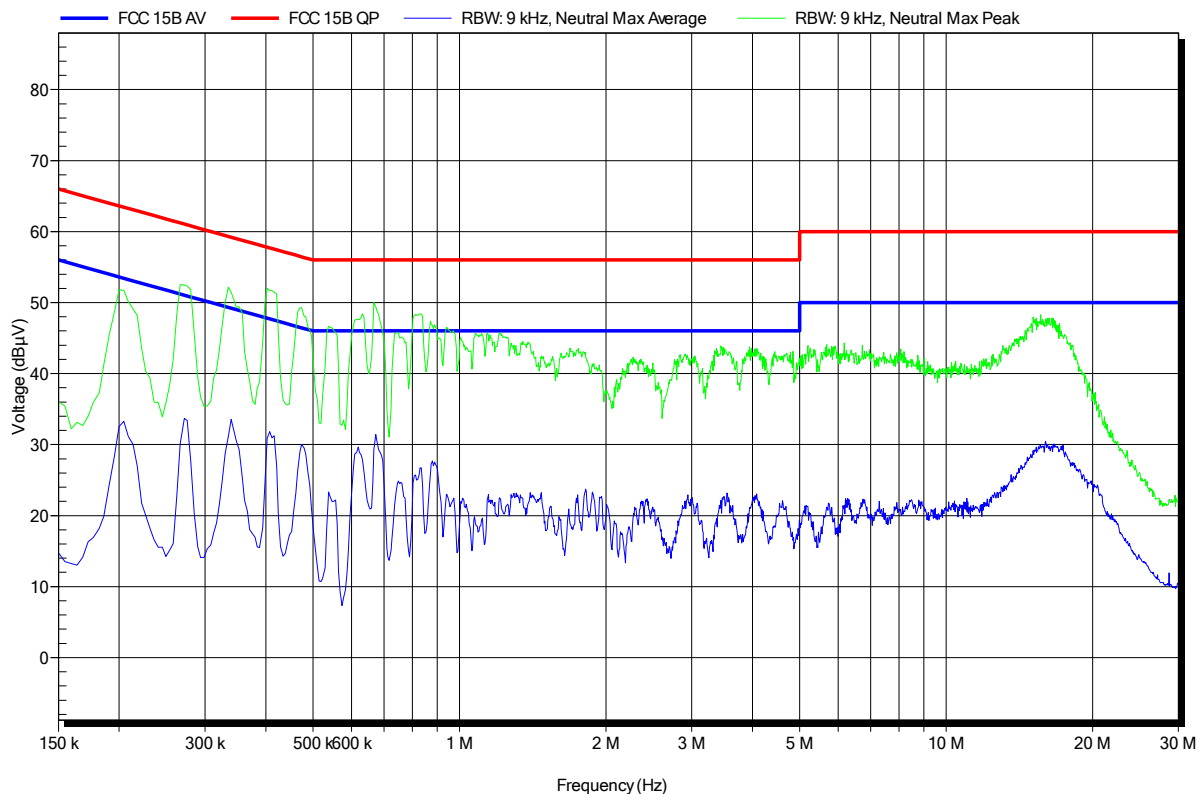


EMI voltage test in the ac-mains according to FCC 15B

Project number: G0M-1411-4306

Manufacturer:	Spectralink Europe Aps
EUT Name:	DECT handset 7532
Model:	K022a
Test Site:	Eurofins Product Service GmbH
Operator:	Mr. Zunke
Test Conditions:	Tnom: 23°C, Unom: 6VDC via AC/DC Adapter
LISN:	ESH2-Z5 N
Mode:	DECT link to other phone
Test Date:	2014-12-16
Note:	charger 84642472

Index 4



EMI voltage test in the ac-mains according to FCC 15B

Project number: G0M-1411-4306

Manufacturer:	Spectralink Europe Aps
EUT Name:	DECT handset 7532
Model:	K022a
Test Site:	Eurofins Product Service GmbH
Operator:	Mr. Zunke
Test Conditions:	Tnom: 23°C, Unom: 6VDC via AC/DC Adapter
LISN:	ESH2-Z5 L
Mode:	DECT link to other phone, BT activ
Test Date:	2014-12-16
Note:	charger 84642472

Index 3

