



# RADIO TEST REPORT

Report No.: STS2001236W10

Issued for

Winmate Inc.

9F, No.111-6, Shing-De Rd., San-Chung Dist., New Taipei City, 24158, Taiwan, R.O.C

<b>Product Name:</b>	Rugged Tablet PC
<b>Brand Name:</b>	Winmate
<b>Model Name:</b>	M101P-LA
<b>Series Model:</b>	RT10W-L10, M101PXXXXXXXXXX (Where X can be A-Z,a-z ,0-9,"-", Blank or Slash)
<b>FCC ID:</b>	PX9M101PH002
<b>Test Standard:</b>	47 CFR FCC Part 22 47 CFR FCC Part 24 47 CFR FCC Part 27 47 CFR FCC Part 90 47 CFR FCC Part 2



Any reproduction of this document must be done in full. No single part of this document may be reproduced without permission from STS, All Test Data Presented in this report is only applicable to presented Test sample.



### TEST RESULT CERTIFICATION

**Applicant's Name** .....: Winmate Inc.  
 Address .....: 9F, No.111-6, Shing-De Rd., San-Chung Dist., New Taipei City, 24158, Taiwan, R.O.C

**Manufacture's Name** .....: Winmate Inc.  
 Address .....: 9F, No.111-6, Shing-De Rd., San-Chung Dist., New Taipei City, 24158, Taiwan, R.O.C

#### Product Description

Product Name .....: Rugged Tablet PC  
 Brand Name .....: Winmate  
 Model Name .....: M101P-LA  
 Series Model .....: RT10W-L10, M101PXXXXXXXXXX (Where X can be A-Z,a-z ,0-9,"-", Blank or Slash)  
**Test Standards**.....: 47 CFR Part 2, 22, 24, 27, 90  
 Test Procedure .....: KDB 971168 D01 v03r01, ANSI C63.26 2015

This device described above has been tested by STS, the test results show that the equipment under test (EUT) is in compliance with the FCC requirements. And it is applicable only to the tested sample identified in the report.

This report shall not be reproduced except in full, without the written approval of STS, this document may be altered or revised by STS, personal only, and shall be noted in the revision of the document.

**Date of Test**.....:  
 Date of receipt of test item.....: 20 Jan. 2020  
 Date (s) of performance of tests.: 20 Jan. 2020 ~ 22 May 2020  
 Date of Issue .....: 22 May 2020  
 Test Result .....: Pass

Testing Engineer :

(Chris Chen)

Technical Manager :

(Sean she)

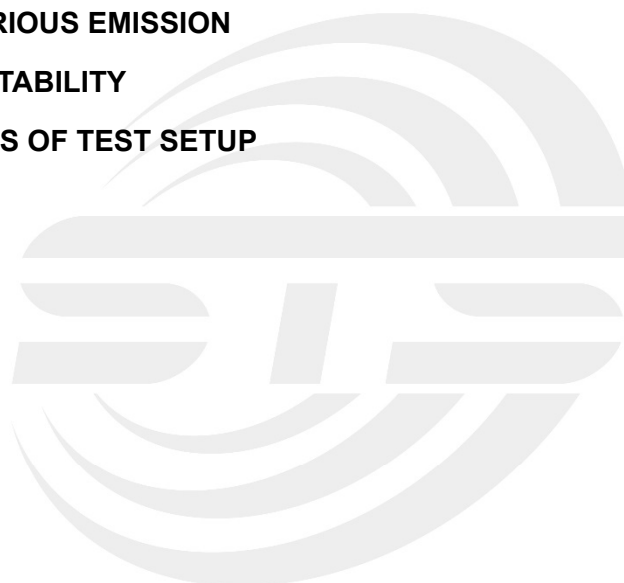
Authorized Signatory :

(Vita Li)





<b>Table of Contents</b>	<b>Page</b>
<b>1. TEST FACTORY &amp; MEASUREMENT UNCERTAINTY</b>	<b>5</b>
<b>2. GENERAL INFORMATION</b>	<b>6</b>
<b>3. CONDUCTED OUTPUT POWER</b>	<b>17</b>
<b>4. PEAK-TO-AVERAGE RATIO</b>	<b>42</b>
<b>5. RADIATED POWER AND EFFECTIVE ISOTROPIC RADIATED POWER</b>	<b>45</b>
<b>6. OCCUPIED BANDWIDTH</b>	<b>71</b>
<b>7. CONDUCTED BAND EDGE</b>	<b>75</b>
<b>8. CONDUCTED SPURIOUS EMISSION</b>	<b>77</b>
<b>9. RADIATED SPURIOUS EMISSION</b>	<b>78</b>
<b>10. FREQUENCY STABILITY</b>	<b>124</b>
<b>APPENDIX-PHOTOS OF TEST SETUP</b>	<b>136</b>





**Revision History**

Rev.	Issue Date	Report NO.	Effect Page	Contents
00	22 May 2020	STS2001236W10	ALL	Initial Issue





## 1. TEST FACTORY & MEASUREMENT UNCERTAINTY

### 1.1 TEST FACTORY

SHENZHEN STS TEST SERVICES CO., LTD

Add. : A 1/F, Building B, Zhuoke Science Park, No.190 Chongqing Road, HepingShequ, Fuyong Sub-District, Bao'an District, Shenzhen, Guang Dong, China

FCC test Firm Registration Number: 625569

IC test Firm Registration Number: 12108A

A2LA Certificate No.: 4338.01

### 1.2 MEASUREMENT UNCERTAINTY

The reported uncertainty of measurement  $y \pm U$ , where expanded uncertainty  $U$  is based on a standard uncertainty multiplied by a coverage factor of  $k=2$ , providing a level of confidence of approximately 95 %.

No.	Item	Uncertainty
1	RF output power, conducted	$\pm 0.68\text{dB}$
2	Unwanted Emissions, conducted	$\pm 2.988\text{dB}$
3	All emissions, radiated 30-1GHz	$\pm 6.7\text{dB}$
4	All emissions, radiated 1G-6GHz	$\pm 5.5\text{dB}$
5	All emissions, radiated >6G	$\pm 5.8\text{dB}$
6	Conducted Emission (9KHz-150KHz)	$\pm 4.43\text{dB}$
7	Conducted Emission (150KHz-30MHz)	$\pm 5\text{dB}$



## 2. GENERAL INFORMATION

### 2.1 TECHNICAL SPECIFICATIONS AND REGULATIONS

#### 2.1.1 PRODUCT DESCRIPTION

A major technical description of EUT is described as following:

Product Name:	Rugged Tablet PC
Trade Name	Winmate
Model Name	M101P-LA
Series Model	RT10W-L10, M101PXXXXXXXXXX (Where X can be A-Z,a-z ,0-9,"-", Blank or Slash)
Model Difference	Only for marketing purpose
Frequency Bands:	U.S. Bands: LTE FDD Band 2      LTE FDD Band 4 LTE FDD Band 5      LTE FDD Band 7 LTE FDD Band 12     LTE FDD Band 13 LTE FDD Band 25     LTE FDD Band 26 LTE FDD Band 30     LTE TDD Band 41
SIM Card:	Only support single SIM Card.
Antenna:	PIFA
Antenna gain:	LTE:3.22dBi
Battery parameter:	Battery 1: Rated Voltage: 7.7V Charge Limit: 8.8V Capacity: 5900mAh Battery 2: Rated Voltage: 7.4V Charge Limit: 8.4V Capacity: 10280mAh
Adapter:	Input: AC 100-240V, 2.0A, 50/60Hz Output: DC 19V, 3.42A
Extreme Vol. Limits:	6.93V to 8.47V (Nominal 7.7V)
Extreme Temp. Tolerance:	-30°C to +50°C
Hardware version number:	M101PH-100
Software version number:	8.8.4773.0004



2.1.2 PRODUCT SPECIFICATION SUBJECTIVE TO THIS STANDARD

Product Specification Subjective To This Standard	
Tx Frequency	LTE Band 2:1850~1910MHz LTE Band 4:1710~1755MHz LTE Band 5:824~849MHz LTE Band 7:2500~2570MHz LTE Band 12:699~716MHz LTE Band 13:777~787MHz LTE Band 25:1850~1915MHz LTE Band 26:814~849MHz LTE Band 30:2305~2315MHz LTE Band 41:2496~2690MHz
Rx Frequency	LTE Band 2:1930 ~1990MHz LTE Band 4:2110~2155MHz LTE Band 5:869~894MHz LTE Band 7:2620~2690MHz LTE Band 12:729~746MHz LTE Band 13:746~756MHz LTE Band 25:1930~1995MHz LTE Band 26:859~894MHz LTE Band 30:2350~2360MHz LTE Band 41:2496~2690MHz
Bandwidth	LTE Band 2: 1.4MHz / 3MHz / 5MHz / 10MHz / 15MHz / 20MHz LTE Band 4: 1.4MHz / 3MHz / 5MHz / 10MHz / 15MHz /20MHz LTE Band 5: 1.4MHz / 3MHz / 5MHz / 10MHz LTE Band 7: 5MHz / 10MHz / 15MHz /20MHz LTE Band 12: 1.4MHz / 3MHz / 5MHz / 10MHz LTE Band 13: 5MHz / 10MHz LTE Band 25: 1.4MHz / 3MHz / 5MHz / 10MHz / 15MHz /20MHz LTE Band 26: 1.4MHz / 3MHz / 5MHz / 10MHz/15MHz LTE Band 30: 5MHz / 10MHz LTE Band 41: 5MHz / 10MHz / 15MHz /20MHz
Maximum Output Power	LTE Band 2: 22.12 dBm LTE Band 4: 22.15 dBm LTE Band 5: 21.77 dBm LTE Band 7: 20.64 dBm LTE Band 12: 22.57 dBm LTE Band 13: 21.58 dBm LTE Band 25: 21.87 dBm LTE Band 26: 22.69 dBm LTE Band 30: 21.18 dBm LTE Band 41: 20.78 dBm
Type of Modulation	QPSK /16QAM



2.1.3 EMISSION DESIGNATOR

LTE Band 2	Emission Designator	Emission Designator
BW(MHz)	(26dBc)QPSK	(26dBc)16QAM
1.4	1M25G7D	1M25W7D
3	2M94G7D	2M95W7D
5	4M99G7D	4M99W7D
10	9M71G7D	9M64W7D
15	14M8G7D	14M7W7D
20	19M6G7D	19M5W7D
LTE Band 4	Emission Designator	Emission Designator
BW(MHz)	(26dBc)QPSK	(26dBc)16QAM
1.4	1M25G7D	1M25W7D
3	2M93G7D	2M94W7D
5	5M00G7D	4M98W7D
10	9M68G7D	9M64W7D
15	14M8G7D	14M7W7D
20	19M4G7D	19M4W7D
LTE Band 5	Emission Designator	Emission Designator
BW(MHz)	(26dBc)QPSK	(26dBc)16QAM
1.4	1M25G7D	1M25W7D
3	2M94G7D	2M94W7D
5	5M22G7D	4M98W7D
10	9M71G7D	9M70W7D
LTE Band 7	Emission Designator	Emission Designator
BW(MHz)	(26dBc)QPSK	(26dBc)16QAM
5	4M99G7D	4M99W7D
10	9M69G7D	9M62W7D
15	15M0G7D	14M8W7D
20	19M4G7D	19M4W7D
LTE Band 12	Emission Designator	Emission Designator
BW(MHz)	(26dBc)QPSK	(26dBc)16QAM
1.4	1M25G7D	1M25W7D
3	2M93G7D	2M94W7D
5	5M01G7D	4M98W7D
10	9M68G7D	9M68W7D
LTE Band 13	Emission Designator	Emission Designator
BW(MHz)	(26dBc)QPSK	(26dBc)16QAM
5	4M98G7D	4M99W7D
10	9M71G7D	9M53W7D
LTE Band 25	Emission Designator	Emission Designator
BW(MHz)	(26dBc)QPSK	(26dBc)16QAM
1.4	1M25G7D	1M25W7D
3	2M94G7D	2M96W7D
5	4M98G7D	4M99W7D
10	9M65G7D	9M66W7D
15	14M8G7D	14M7W7D
20	19M7G7D	19M5W7D





LTE Band 26 (Part 22)	Emission Designator	Emission Designator
BW(MHz)	(26dBc)QPSK	(26dBc)16QAM
1.4	1M25G7D	1M24W7D
3	2M93G7D	2M94W7D
5	5M00G7D	5M02W7D
10	9M73G7D	9M69W7D
15	14M8G7D	14M7W7D
LTE Band 26 (Part 90)	Emission Designator	Emission Designator
BW(MHz)	(26dBc)QPSK	(26dBc)16QAM
1.4	1M25G7D	1M24W7D
3	2M93G7D	2M94W7D
5	4M98G7D	4M98W7D
10	9M67G7D	9M54W7D
LTE Band 30	Emission Designator	Emission Designator
BW(MHz)	(26dBc)QPSK	(26dBc)16QAM
5	4M99G7D	4M98W7D
10	9M68G7D	9M56W7D
LTE Band 41	Emission Designator	Emission Designator
BW(MHz)	(26dBc)QPSK	(26dBc)16QAM
5	5M22G7D	5M21W7D
10	9M92G7D	9M88W7D
15	15M2G7D	16M1W7D
20	19M8G7D	19M6W7D



2.1.4 TEST CONFIGURATION OF EQUIPMENT UNDER TEST

Antenna port conducted and radiated test items listed below are performed according to KDB 971168 D01 v03r01 and ANSI C63.26 2015 Power Meas. License Digital Systems with maximum output power. Radiated measurements are performed by rotating the EUT in three different orthogonal test planes to find the maximum emission.

Remark:

1. The mark 'v' means that this configuration is chosen for testing
2. The mark '-' means that this bandwidth is not supported.
3. The device is investigated from 30MHz to 10 times of fundamental signal for radiated.

ITEMS	Band	Bandwidth (MHz)						Modulation		RB #			Test Channel		
		1.4	3	5	10	15	20	QPSK	16QAM	1	Half	Full	L	M	H
Max. Output Power	2	v	v	v	v	v	v	v	v	v	v	v	v	v	v
	4	v	v	v	v	v	v	v	v	v	v	v	v	v	v
	5	v	v	v	v			v	v	v	v	v	v	v	v
	7			v	v	v	v	v	v	v	v	v	v	v	v
	12	v	v	v	v			v	v	v	v	v	v	v	v
	13			v	v			v	v	v	v	v		v	
	30			v	v			v	v	v	v	v	v	v	v
	25	v	v	v	v	v	v	v	v	v	v	v	v	v	v
	26	v	v	v	v	v		v	v	v	v	v	v	v	v
	41			v	v	v	v	v	v	v	v	v	v	v	v
Peak&Avera Ratio	2						v	v	v	v		v	v	v	v
	4						v	v	v	v		v	v	v	v
	5				v			v	v	v		v	v	v	v
	7						v	v	v	v		v	v	v	v
	12				v			v	v	v		v	v	v	v
	13				v			v	v	v		v		v	
	30				v			v	v	v		v	v	v	v
	25						v	v	v	v		v	v	v	v
	26						v	v	v	v		v	v	v	v
	41						v	v	v	v		v	v	v	v
26dB&99% Bandwidth	2	v	v	v	v	v	v	v	v			v	v	v	v
	4	v	v	v	v	v	v	v	v			v	v	v	v
	5	v	v	v	v			v	v			v	v	v	v
	7			v	v	v	v	v	v			v	v	v	v
	12	v	v	v	v			v	v			v	v	v	v
	13			v	v			v	v			v		v	
	30			v	v			v	v			v	v	v	v
	25	v	v	v	v	v	v	v	v			v	v	v	v
	26	v	v	v	v	v		v	v			v	v	v	v
	41			v	v	v	v	v	v			v	v	v	v



Conducted Band Edge	2	v	v	v	v	v	v	v	v	v	v	v	v	v
	4	v	v	v	v	v	v	v	v	v	v	v	v	v
	5	v	v	v	v			v	v	v		v	v	v
	7			v	v	v	v	v	v	v		v	v	v
	12	v	v	v	v			v	v	v		v	v	v
	13			v	v			v	v	v		v		v
	30			v	v			v	v	v		v	v	v
	25	v	v	v	v	v	v	v	v	v		v	v	v
	26	v	v	v	v	v		v	v	v		v	v	v
	41			v	v	v	v	v	v	v		v	v	v
Conducted Spurious Emission	2	v	v	v	v	v	v	v	v	v		v	v	v
	4	v	v	v	v	v	v	v	v	v		v	v	v
	5	v	v	v	v			v	v	v		v	v	v
	7			v	v	v	v	v	v	v		v	v	v
	12	v	v	v	v			v	v	v		v	v	v
	13			v	v			v	v	v			v	
	30			v	v			v	v	v		v	v	v
	25	v	v	v	v	v	v	v	v	v		v	v	v
	26	v	v	v	v	v		v	v	v		v	v	v
	41			v	v	v	v	v	v	v		v	v	v
Frequency Stability	2				v			v				v		v
	4				v			v				v		v
	5				v			v				v		v
	7				v			v				v		v
	12				v			v				v		v
	13				v			v				v		v
	30				v			v				v		v
	25				v			v				v		v
	26				v			v				v		v
	41				v			v				v		v
E.R.P.& E.I.R.P.	2	v	v	v	v	v	v	v	v	v		v	v	v
	4	v	v	v	v	v	v	v	v	v		v	v	v
	5	v	v	v	v			v	v	v		v	v	v
	7			v	v	v	v	v	v	v		v	v	v
	12	v	v	v	v			v	v	v		v	v	v
	13			v	v			v	v	v			v	
	30			v	v			v	v	v		v	v	v
	25	v	v	v	v	v	v	v	v	v		v	v	v
	26	v	v	v	v	v		v	v	v		v	v	v
	41			v	v	v	v	v	v	v		v	v	v



Radiated Spurious Emission	2	v	v	v	v	v	v	v		v			v	v	v
	4	v	v	v	v	v	v	v		v			v	v	v
	5	v	v	v	v			v		v			v	v	v
	7			v	v	v	v	v		v			v	v	v
	12	v	v	v	v			v		v			v	v	v
	13			v	v			v		v				v	
	30			v	v			v		v			v	v	v
	25	v	v	v	v	v	v	v		v			v	v	v
	26	v	v	v	v	v		v		v			v	v	v
	41			v	v	v	v	v		v			v	v	v





#### 2.1.5 RELATED SUBMITTAL(S) / GRANT (S)

This submittal(s) (test report) is intended for filing to comply with the 47 CFR Part 2, 22, 24, 27, 90.

#### 2.1.6 SPECIAL ACCESSORIES


The battery and the charger, earphone supplied by the applicant were used as accessories and being tested with eut intended for fcc grant together.

#### 2.1.7 EUT CONFIGURATION

The EUT configuration for testing is installed on RF field strength measurement to meet the Commission's requirement and operating in a manner which intends to maximize its emission characteristics in a continuous normal application.

#### 2.1.8 EUT EXERCISE

The Transmitter was operated in the maximum output power mode through Communication Tester. The TX frequency was fixed which was for the purpose of the measurements.





### 2.1.9 CONFIGURATION OF EUT SYSTEM

The EUT configuration for testing is installed on RF field strength measurement to meet the Commission's requirement and operating in a manner which intends to maximize its emission characteristics in a continuous normal application.

E-1  
EUT

Table 2-1 Equipment Used in EUT System

Item	Equipment	Model No.	Serial No.	Note
N/A	N/A	N/A	N/A	N/A

Note:

- (1) The support equipment was authorized by Declaration of Confirmation.
- (2) For detachable type I/O cable should be specified the length in cm in 『Length』 column.



2.1.10 MEASUREMENT INSTRUMENTS

The radiated emission testing was performed according to the procedures of ANSI C63.26 2015 and FCC CFR 47 rules of 2.1046, 2.1047, 2.1049, 2.1051, 2.1053, 2.1055, 2.1057.

Radiation Test equipment

Kind of Equipment	Manufacturer	Type No.	Serial No.	Last calibration	Calibrated until
Test Receiver	R&S	ESCI	101427	2019.07.29	2020.07.28
Signal Analyzer	Agilent	N9020A	MY51110105	2020.03.05	2021.03.04
Wireless Communications Test Set	R&S	CMW 500	133884	2020.03.05	2021.03.04
Bilog Antenna	TESEQ	CBL6111D	34678	2017.11.02	2020.11.01
Horn Antenna	SCHWARZBECK	BBHA 9120D(1201)	9120D-1343	2018.10.19	2021.10.18
SHF-EHF Horn Antenna (18G-40GHz)	A-INFO	LB-180400-KF	J211020657	2018.03.11	2021.03.10
Pre-Amplifier(0.1M-3GHz)	EM	EM330	060665	2019.10.09	2020.10.08
Pre-Amplifier (1G-18GHz)	SKET	LNPA-01018G-45	SK2018080901	2019.10.12	2020.10.11
Turn table	EM	SC100 1	60531	N/A	N/A
Antenna mast	EM	SC100	N/A	N/A	N/A
Temperature & Humidity	HH660	Mieo	N/A	2019.10.12	2020.10.11
Test SW	BULUN	BL410-E/18.905			

RF Connected Test

Kind of Equipment	Manufacturer	Type No.	Serial No.	Last calibration	Calibrated until
Universal Radio communication tester	R&S	CMU200	11764	2019.10.11	2020.10.10
Wireless Communications Test Set	R&S	CMW 500	133884	2020.03.05	2021.03.04
Signal Analyzer	Agilent	N9020A	MY49100060	2019.10.09	2020.10.08
Temperature & Humidity	HH660	Mieo	N/A	2019.10.12	2020.10.11
Test SW	FARAD	LZ-RF /LzRf-3A3			



### 2.1.11 MEASUREMENT RESULTS EXPLANATION EXAMPLE

For all conducted test items:

The offset level is set in the spectrum analyzer to compensate the RF cable loss and attenuator factor between EUT conducted output port and spectrum analyzer. With the offset compensation, the spectrum analyzer reading level is exactly the EUT RF output level.

The spectrum analyzer offset is derived from RF cable loss and attenuator factor.

*Offset = RF Cable Loss + Attenuator Factor.*






### 3. CONDUCTED OUTPUT POWER

#### 3.1 DESCRIPTION OF THE CONDUCTED OUTPUT POWER MEASUREMENT

##### 3.1.1 MEASUREMENT METHOD

A system simulator was used to establish communication with the eut. Its parameters were set to force the eut transmitting at maximum output power. The measured power in the radio frequency on the transmitter output terminals shall be reported. Configuration follows KDB 971168 D01 v03r01.

##### 3.1.2 TEST SETUP



##### 3.1.3 TEST PROCEDURES

1. The transmitter output port was connected to system simulator.
2. Set EUT at maximum power through the system simulator.
3. Select lowest/middle/highest channels for each band and different modulation.
4. Measure and record the power level from the system simulator.



3.1.4 TEST RESULTS

LTE Band 2 Maximum Average Power [dBm]						
BW [MHz]	RB Size	RB Offset	Mod	Lowest	Middle	Highest
1.4	1	0	QPSK	21.68	21.63	21.59
1.4	1	2		21.48	21.38	21.33
1.4	1	5		21.27	21.08	21.05
1.4	3	0		21.01	20.87	20.81
1.4	3	1		20.78	20.62	20.59
1.4	3	2		20.54	20.4	20.33
1.4	6	0		20.27	20.18	20.09
1.4	1	0	16-QAM	21.38	21.34	21.39
1.4	1	2		21.17	21.12	21.09
1.4	1	5		20.95	20.9	20.85
1.4	3	0		20.68	20.69	20.6
1.4	3	1		20.38	20.43	20.31
1.4	3	2		20.13	20.16	20.09
1.4	6	0		19.92	19.95	19.83
3	1	0	QPSK	21.94	21.99	21.86
3	1	7		21.65	21.78	21.64
3	1	14		21.36	21.53	21.39
3	8	0		21.15	21.25	21.17
3	8	4		20.94	21.02	20.97
3	8	7		20.66	20.75	20.75
3	15	0		20.45	20.46	20.48
3	1	0	16-QAM	21.66	21.73	21.65
3	1	7		21.37	21.44	21.37
3	1	14		21.13	21.17	21.15
3	8	0		20.9	20.93	20.88
3	8	4		20.6	20.64	20.61
3	8	7		20.4	20.41	20.32
3	15	0		20.18	20.17	20.03



LTE Band 2 Maximum Average Power [dBm]						
BW [MHz]	RB Size	RB Offset	Mod	Lowest	Middle	Highest
5	1	0	QPSK	21.58	21.37	21.33
5	1	12		21.38	21.1	21.06
5	1	24		21.16	20.88	20.83
5	12	0		20.96	20.6	20.6
5	12	6		20.7	20.38	20.36
5	12	11		20.45	20.18	20.13
5	25	0		20.18	19.94	19.84
5	1	0		21.3	21.08	21.05
5	1	12	16-QAM	21.01	20.87	20.75
5	1	24		20.77	20.62	20.49
5	12	0		20.52	20.4	20.28
5	12	6		20.23	20.16	19.98
5	12	11		19.97	19.94	19.71
5	25	0		19.76	19.69	19.47
10	1	0		QPSK	21.52	21.45
10	1	24	21.3		21.16	21.28
10	1	49	21.08		20.91	21.06
10	25	0	20.82		20.65	20.8
10	25	12	20.56		20.44	20.55
10	25	24	20.31		20.23	20.34
10	50	0	20.07		19.96	20.07
10	1	0	16-QAM	21.26	21.21	21.28
10	1	24		20.99	20.91	21.06
10	1	49		20.75	20.67	20.78
10	25	0		20.5	20.46	20.55
10	25	12		20.24	20.18	20.29
10	25	24		19.99	19.95	19.99
10	50	0		19.72	19.65	19.76



LTE Band 2 Maximum Average Power [dBm]						
BW [MHz]	RB Size	RB Offset	Mod	Lowest	Middle	Highest
15	1	0	QPSK	21.81	21.9	21.88
15	1	37		21.54	21.65	21.66
15	1	74		21.24	21.37	21.38
15	36	0		21.01	21.14	21.16
15	36	18		20.79	20.92	20.88
15	36	39		20.57	20.65	20.6
15	75	0		20.31	20.4	20.39
15	1	0	16-QAM	21.54	21.65	21.61
15	1	38		21.29	21.39	21.39
15	1	75		20.99	21.13	21.19
15	36	0		20.75	20.9	20.92
15	36	18		20.51	20.67	20.7
15	36	39		20.23	20.44	20.5
15	75	0		19.99	20.18	20.28
20	1	0	QPSK	21.97	22.08	22.12
20	1	49		21.75	21.84	21.84
20	1	99		21.46	21.57	21.56
20	50	0		21.22	21.29	21.32
20	50	24		21.01	20.99	21.03
20	50	49		20.72	20.72	20.81
20	100	0		20.48	20.46	20.56
20	1	0	16-QAM	21.69	21.8	21.85
20	1	49		21.44	21.5	21.63
20	1	99		21.22	21.24	21.38
20	50	0		21.02	21.01	21.14
20	50	24		20.79	20.77	20.89
20	50	49		20.5	20.56	20.69
20	100	0		20.25	20.31	20.4



LTE Band 4 Maximum Average Power [dBm]						
BW [MHz]	RB Size	RB Offset	Mod	Lowest	Middle	Highest
1.4	1	0	QPSK	21.16	21.08	21.59
1.4	1	2		20.93	20.82	21.35
1.4	1	5		20.68	20.54	21.09
1.4	3	0		20.39	20.34	20.84
1.4	3	1		20.11	20.13	20.55
1.4	3	2		19.87	19.88	20.26
1.4	6	0		19.58	19.66	20.05
1.4	1	0	16-QAM	20.88	20.8	21.32
1.4	1	2		20.61	20.52	21.09
1.4	1	5		20.4	20.25	20.81
1.4	3	0		20.19	20.03	20.53
1.4	3	1		19.91	19.77	20.29
1.4	3	2		19.64	19.56	20.08
1.4	6	0		19.37	19.31	19.88
3	1	0	QPSK	21.42	21.55	21.37
3	1	7		21.14	21.3	21.09
3	1	14		20.85	21.01	20.82
3	8	0		20.63	20.74	20.53
3	8	4		20.34	20.51	20.24
3	8	7		20.07	20.3	20.01
3	15	0		19.78	20.08	19.77
3	1	0	16-QAM	21.22	21.3	21.09
3	1	7		20.95	21.06	20.89
3	1	14		20.68	20.86	20.64
3	8	0		20.42	20.59	20.43
3	8	4		20.2	20.32	20.14
3	8	7		19.91	20.03	19.91
3	15	0		19.7	19.81	19.68



LTE Band 4 Maximum Average Power [dBm]						
BW [MHz]	RB Size	RB Offset	Mod	Lowest	Middle	Highest
5	1	0	QPSK	21.28	21.37	21.33
5	1	12		20.99	21.14	21.12
5	1	24		20.77	20.92	20.84
5	12	0		20.55	20.69	20.55
5	12	6		20.32	20.44	20.34
5	12	11		20.04	20.16	20.13
5	25	0		19.82	19.87	19.93
5	1	0		20.98	21.11	21.1
5	1	12	16-QAM	20.7	20.81	20.85
5	1	24		20.47	20.59	20.57
5	12	0		20.23	20.3	20.34
5	12	6		19.99	20.09	20.07
5	12	11		19.74	19.87	19.83
5	25	0		19.49	19.57	19.54
10	1	0		21.52	21.45	21.5
10	1	24	QPSK	21.31	21.2	21.23
10	1	49		21.05	20.97	20.98
10	25	0		20.81	20.74	20.74
10	25	12		20.53	20.52	20.5
10	25	24		20.28	20.25	20.23
10	50	0		20	20.04	20
10	1	0		21.3	21.18	21.21
10	1	24	16-QAM	21.09	20.96	20.98
10	1	49		20.8	20.73	20.74
10	25	0		20.52	20.47	20.5
10	25	12		20.25	20.23	20.3
10	25	24		20.03	19.99	20.02
10	50	0		19.83	19.73	19.73



LTE Band 4 Maximum Average Power [dBm]						
BW [MHz]	RB Size	RB Offset	Mod	Lowest	Middle	Highest
15	1	0	QPSK	21.81	21.9	21.88
15	1	37		21.58	21.67	21.61
15	1	74		21.38	21.45	21.37
15	36	0		21.09	21.17	21.13
15	36	18		20.88	20.93	20.9
15	36	39		20.66	20.69	20.69
15	75	0		20.44	20.44	20.43
15	1	0	16-QAM	21.52	21.68	21.64
15	1	38		21.3	21.44	21.37
15	1	75		21.05	21.18	21.11
15	36	0		20.81	20.95	20.89
15	36	18		20.52	20.7	20.6
15	36	39		20.28	20.47	20.37
15	75	0		20.01	20.22	20.11
20	1	0	QPSK	21.97	22.03	22.15
20	1	49		21.71	21.77	21.91
20	1	99		21.5	21.48	21.64
20	50	0		21.23	21.21	21.42
20	50	24		20.98	20.96	21.17
20	50	49		20.71	20.67	20.88
20	100	0		20.48	20.46	20.6
20	1	0	16-QAM	21.73	21.78	21.94
20	1	49		21.48	21.55	21.71
20	1	99		21.26	21.28	21.47
20	50	0		20.97	21.02	21.23
20	50	24		20.76	20.78	21.01
20	50	49		20.51	20.54	20.74
20	100	0		20.3	20.26	20.45



LTE Band 5 Maximum Average Power [dBm]						
BW [MHz]	RB Size	RB Offset	Mod	Lowest	Middle	Highest
1.4	1	0	QPSK	21.67	21.43	21.5
1.4	1	2		21.44	21.21	21.21
1.4	1	5		21.18	20.96	20.97
1.4	3	0		20.93	20.68	20.7
1.4	3	1		20.72	20.41	20.41
1.4	3	2		20.52	20.2	20.15
1.4	6	0		20.29	19.96	19.87
1.4	1	0	16-QAM	21.38	21.19	21.25
1.4	1	2		21.11	20.96	21.05
1.4	1	5		20.84	20.75	20.83
1.4	3	0		20.62	20.51	20.61
1.4	3	1		20.38	20.29	20.36
1.4	3	2		20.17	20.05	20.1
1.4	6	0		19.88	19.8	19.89
3	1	0	QPSK	21.46	21.47	21.41
3	1	7		21.17	21.24	21.14
3	1	14		20.95	21	20.89
3	8	0		20.69	20.72	20.67
3	8	4		20.41	20.48	20.37
3	8	7		20.2	20.25	20.14
3	15	0		19.92	19.97	19.93
3	1	0	16-QAM	21.23	21.18	21.12
3	1	7		20.93	20.97	20.85
3	1	14		20.7	20.69	20.55
3	8	0		20.43	20.47	20.31
3	8	4		20.21	20.18	20.07
3	8	7		20	19.95	19.79
3	15	0		19.72	19.7	19.5





LTE Band 5 Maximum Average Power [dBm]						
BW [MHz]	RB Size	RB Offset	Mod	Lowest	Middle	Highest
5	1	0	QPSK	21.62	21.57	21.53
5	1	12		21.4	21.33	21.29
5	1	24		21.11	21.04	21.09
5	12	0		20.84	20.81	20.84
5	12	6		20.61	20.59	20.56
5	12	11		20.33	20.29	20.26
5	25	0		20.11	20.01	20.05
5	1	0	16-QAM	21.34	21.31	21.25
5	1	12		21.1	21.09	21.03
5	1	24		20.87	20.82	20.81
5	12	0		20.64	20.59	20.57
5	12	6		20.34	20.36	20.35
5	12	11		20.09	20.14	20.08
5	25	0	19.8	19.93	19.8	
10	1	0	QPSK	21.77	21.61	21.68
10	1	24		21.5	21.33	21.46
10	1	49		21.24	21.11	21.25
10	25	0		21	20.86	21.01
10	25	12		20.75	20.61	20.73
10	25	24		20.54	20.36	20.48
10	50	0	20.31	20.08	20.28	
10	1	0	16-QAM	21.47	21.32	21.45
10	1	24		21.27	21.04	21.21
10	1	49		20.97	20.81	20.95
10	25	0		20.73	20.53	20.66
10	25	12		20.46	20.24	20.37
10	25	24		20.19	20.01	20.14
10	50	0	19.91	19.79	19.91	



LTE Band 7 Maximum Average Power [dBm]						
BW [MHz]	RB Size	RB Offset	Mod	Lowest	Middle	Highest
5	1	0	QPSK	19.83	19.75	19.92
5	1	12		19.58	19.52	19.65
5	1	24		19.32	19.3	19.43
5	12	0		19.05	19.04	19.18
5	12	6		18.79	18.81	18.95
5	12	11		18.57	18.58	18.71
5	25	0		18.32	18.32	18.46
5	1	0	16-QAM	19.53	19.45	19.63
5	1	12		19.26	19.19	19.33
5	1	24		18.96	18.99	19.05
5	12	0		18.74	18.73	18.85
5	12	6		18.49	18.5	18.58
5	12	11		18.26	18.22	18.32
5	25	0	18.02	17.97	18.03	
10	1	0	QPSK	19.97	20.08	20.12
10	1	24		19.76	19.79	19.89
10	1	49		19.54	19.49	19.67
10	25	0		19.32	19.24	19.41
10	25	12		19.04	19	19.14
10	25	24		18.82	18.8	18.86
10	50	0	18.57	18.54	18.59	
10	1	0	16-QAM	19.68	19.82	19.87
10	1	24		19.46	19.57	19.6
10	1	49		19.26	19.33	19.32
10	25	0		19.05	19.07	19.09
10	25	12		18.85	18.85	18.82
10	25	24		18.55	18.56	18.62
10	50	0	18.26	18.31	18.37	



LTE Band 7 Maximum Average Power [dBm]						
BW [MHz]	RB Size	RB Offset	Mod	Lowest	Middle	Highest
15	1	0	QPSK	20.33	20.28	20.22
15	1	37		20.08	20.07	19.98
15	1	74		19.79	19.83	19.71
15	36	0		19.58	19.54	19.45
15	36	18		19.31	19.29	19.23
15	36	39		19.02	19.08	19.01
15	75	0		18.81	18.87	18.74
15	1	0	16-QAM	20.03	19.99	20.01
15	1	38		19.79	19.71	19.71
15	1	75		19.51	19.49	19.42
15	36	0		19.28	19.21	19.16
15	36	18		19.01	18.94	18.92
15	36	39		18.79	18.67	18.66
15	75	0		18.5	18.45	18.43
20	1	0	QPSK	20.64	20.59	20.61
20	1	49		20.42	20.3	20.38
20	1	99		20.2	20.03	20.11
20	50	0		19.97	19.74	19.87
20	50	24		19.73	19.51	19.6
20	50	49		19.48	19.25	19.36
20	100	0		19.23	19.04	19.15
20	1	0	16-QAM	20.43	20.29	20.33
20	1	49		20.14	20.05	20.11
20	1	99		19.92	19.8	19.85
20	50	0		19.67	19.57	19.55
20	50	24		19.43	19.36	19.31
20	50	49		19.14	19.14	19.04
20	100	0		18.92	18.92	18.79



LTE Band 12 Maximum Average Power [dBm]						
BW [MHz]	RB Size	RB Offset	Mod	Lowest	Middle	Highest
1.4	1	0	QPSK	21.97	21.81	22.11
1.4	1	2		21.7	21.53	21.83
1.4	1	5		21.44	21.26	21.57
1.4	3	0		21.18	21.02	21.32
1.4	3	1		20.88	20.79	21.06
1.4	3	2		20.62	20.59	20.8
1.4	6	0		20.37	20.37	20.57
1.4	1	0	16-QAM	21.75	21.54	21.86
1.4	1	2		21.53	21.29	21.56
1.4	1	5		21.25	21.07	21.33
1.4	3	0		21.01	20.79	21.04
1.4	3	1		20.71	20.58	20.79
1.4	3	2		20.44	20.31	20.56
1.4	6	0		20.2	20.01	20.26
3	1	0	QPSK	22.16	22	21.88
3	1	7		21.95	21.71	21.61
3	1	14		21.65	21.44	21.39
3	8	0		21.38	21.24	21.14
3	8	4		21.1	21.03	20.92
3	8	7		20.83	20.81	20.65
3	15	0		20.59	20.56	20.39
3	1	0	16-QAM	21.95	21.76	21.6
3	1	7		21.72	21.5	21.35
3	1	14		21.43	21.21	21.08
3	8	0		21.14	20.95	20.78
3	8	4		20.89	20.68	20.56
3	8	7		20.65	20.43	20.28
3	15	0		20.39	20.19	20.04



LTE Band 12 Maximum Average Power [dBm]						
BW [MHz]	RB Size	RB Offset	Mod	Lowest	Middle	Highest
5	1	0	QPSK	22.34	22.2	22.15
5	1	12		22.12	21.92	21.88
5	1	24		21.92	21.62	21.65
5	12	0		21.68	21.37	21.37
5	12	6		21.44	21.09	21.13
5	12	11		21.17	20.84	20.83
5	25	0		20.92	20.62	20.55
5	1	0	16-QAM	22.12	21.93	21.88
5	1	12		21.83	21.71	21.64
5	1	24		21.55	21.45	21.42
5	12	0		21.33	21.16	21.14
5	12	6		21.04	20.95	20.93
5	12	11		20.83	20.67	20.72
5	25	0		20.6	20.43	20.45
10	1	0	QPSK	22.57	22.5	22.39
10	1	24		22.32	22.21	22.15
10	1	49		22.08	21.94	21.93
10	25	0		21.85	21.67	21.67
10	25	12		21.56	21.44	21.42
10	25	24		21.28	21.23	21.16
10	50	0		21.04	20.97	20.93
10	1	0	16-QAM	22.27	22.25	22.17
10	1	24		21.99	21.97	21.92
10	1	49		21.79	21.68	21.65
10	25	0		21.51	21.44	21.4
10	25	12		21.27	21.16	21.14
10	25	24		20.98	20.94	20.94
10	50	0		20.68	20.72	20.73



LTE Band 13 Maximum Average Power [dBm]						
BW [MHz]	RB Size	RB Offset	Mod	Lowest	Middle	Highest
5	1	0	QPSK	21.33	21.29	21.4
5	1	12		21.05	21.04	21.12
5	1	24		20.84	20.82	20.83
5	12	0		20.56	20.59	20.54
5	12	6		20.31	20.3	20.25
5	12	11		20.08	20.1	20
5	25	0		19.86	19.86	19.71
5	1	0	16-QAM	21.05	21.05	21.13
5	1	12		20.79	20.81	20.92
5	1	24		20.56	20.57	20.68
5	12	0		20.35	20.34	20.46
5	12	6		20.14	20.12	20.16
5	12	11		19.91	19.84	19.88
5	25	0		19.67	19.54	19.58
10	1	0	QPSK	/	21.58	/
10	1	24		/	21.33	/
10	1	49		/	21.11	/
10	25	0		/	20.85	/
10	25	12		/	20.65	/
10	25	24		/	20.42	/
10	50	0		/	20.15	/
10	1	0	16-QAM	/	21.35	/
10	1	24		/	21.13	/
10	1	49		/	20.89	/
10	25	0		/	20.66	/
10	25	12		/	20.44	/
10	25	24		/	20.23	/
10	50	0		/	19.99	/



LTE Band 25 Maximum Average Power [dBm]						
BW [MHz]	RB Size	RB Offset	Mod	Lowest	Middle	Highest
1.4	1	0	QPSK	21.39	21.54	21.69
1.4	1	2		21.15	21.25	21.39
1.4	1	5		20.86	20.99	21.19
1.4	3	0		20.57	20.71	20.98
1.4	3	1		20.29	20.42	20.77
1.4	3	2		20.01	20.18	20.5
1.4	6	0		19.73	19.92	20.25
1.4	1	0	16-QAM	21.17	21.31	21.39
1.4	1	2		20.88	21.06	21.13
1.4	1	5		20.61	20.84	20.86
1.4	3	0		20.34	20.58	20.57
1.4	3	1		20.13	20.35	20.33
1.4	3	2		19.91	20.07	20.05
1.4	6	0		19.7	19.81	19.79
3	1	0	QPSK	21.62	21.57	21.4
3	1	7		21.36	21.31	21.17
3	1	14		21.06	21.1	20.94
3	8	0		20.86	20.87	20.73
3	8	4		20.6	20.58	20.44
3	8	7		20.39	20.33	20.23
3	15	0		20.19	20.08	19.98
3	1	0	16-QAM	21.41	21.36	21.14
3	1	7		21.2	21.12	20.89
3	1	14		20.99	20.88	20.63
3	8	0		20.77	20.59	20.41
3	8	4		20.55	20.34	20.13
3	8	7		20.31	20.06	19.84
3	15	0		20.07	19.79	19.54



LTE Band 25 Maximum Average Power [dBm]						
BW [MHz]	RB Size	RB Offset	Mod	Lowest	Middle	Highest
5	1	0	QPSK	21.6	21.67	21.73
5	1	12		21.31	21.39	21.44
5	1	24		21.06	21.19	21.18
5	12	0		20.77	20.97	20.91
5	12	6		20.55	20.73	20.63
5	12	11		20.31	20.52	20.36
5	25	0		20.11	20.29	20.13
5	1	0	16-QAM	21.37	21.45	21.49
5	1	12		21.14	21.23	21.23
5	1	24		20.86	21.02	21.02
5	12	0		20.6	20.73	20.8
5	12	6		20.34	20.46	20.55
5	12	11		20.08	20.2	20.27
5	25	0		19.79	19.98	20.07
10	1	0	QPSK	21.52	21.58	21.76
10	1	24		21.27	21.32	21.46
10	1	49		21.02	21.09	21.23
10	25	0		20.73	20.85	20.98
10	25	12		20.52	20.61	20.68
10	25	24		20.27	20.31	20.45
10	50	0		20	20.02	20.23
10	1	0	16-QAM	21.3	21.35	21.49
10	1	24		21.07	21.07	21.21
10	1	49		20.84	20.78	20.92
10	25	0		20.61	20.54	20.69
10	25	12		20.37	20.25	20.4
10	25	24		20.09	20.02	20.19
10	50	0		19.86	19.8	19.94





LTE Band 25 Maximum Average Power [dBm]						
BW [MHz]	RB Size	RB Offset	Mod	Lowest	Middle	Highest
15	1	0	QPSK	21.66	21.81	21.63
15	1	37		21.38	21.51	21.33
15	1	74		21.09	21.24	21.07
15	36	0		20.84	21.01	20.78
15	36	18		20.57	20.76	20.52
15	36	39		20.3	20.52	20.27
15	75	0		20.05	20.23	20.06
15	1	0	16-QAM	21.41	21.58	21.4
15	1	38		21.21	21.35	21.19
15	1	75		20.97	21.12	20.98
15	36	0		20.68	20.91	20.78
15	36	18		20.43	20.63	20.51
15	36	39		20.16	20.38	20.22
15	75	0		19.93	20.17	20.01
20	1	0	QPSK	21.86	21.87	21.7
20	1	49		21.59	21.62	21.48
20	1	99		21.39	21.38	21.18
20	50	0		21.1	21.12	20.97
20	50	24		20.83	20.87	20.75
20	50	49		20.57	20.66	20.53
20	100	0		20.3	20.37	20.26
20	1	0	16-QAM	21.62	21.6	21.47
20	1	49		21.34	21.32	21.22
20	1	99		21.09	21.1	20.96
20	50	0		20.84	20.8	20.74
20	50	24		20.59	20.55	20.5
20	50	49		20.36	20.26	20.2
20	100	0		20.07	19.99	19.98



LTE Band 26(Part 22) Maximum Average Power [dBm]						
BW [MHz]	RB Size	RB Offset	Mod	Lowest	Middle	Highest
1.4	1	0	QPSK	21.97	21.74	22.13
1.4	1	2		21.69	21.5	21.88
1.4	1	5		21.48	21.29	21.67
1.4	3	0		21.21	21.08	21.38
1.4	3	1		20.93	20.79	21.1
1.4	3	2		20.65	20.52	20.83
1.4	6	0		20.36	20.3	20.57
1.4	1	0	16-QAM	21.7	21.52	21.91
1.4	1	2		21.5	21.29	21.62
1.4	1	5		21.29	20.99	21.4
1.4	3	0		21.08	20.74	21.14
1.4	3	1		20.83	20.5	20.91
1.4	3	2		20.6	20.26	20.66
1.4	6	0		20.33	20.06	20.37
3	1	0	QPSK	22.26	22.36	22.38
3	1	7		22.02	22.1	22.18
3	1	14		21.79	21.85	21.95
3	8	0		21.54	21.6	21.69
3	8	4		21.3	21.35	21.49
3	8	7		21.02	21.1	21.28
3	15	0		20.78	20.81	21.05
3	1	0	16-QAM	22.06	22.15	22.12
3	1	7		21.79	21.92	21.84
3	1	14		21.59	21.69	21.59
3	8	0		21.36	21.42	21.31
3	8	4		21.12	21.15	21.1
3	8	7		20.83	20.95	20.84
3	15	0		20.53	20.69	20.58



LTE Band 26(Part 22) Maximum Average Power [dBm]						
BW [MHz]	RB Size	RB Offset	Mod	Lowest	Middle	Highest
5	1	0	QPSK	22.06	21.93	22.01
5	1	12		21.84	21.65	21.73
5	1	24		21.6	21.39	21.46
5	12	0		21.36	21.17	21.25
5	12	6		21.07	20.94	20.98
5	12	11		20.8	20.71	20.69
5	25	0		20.59	20.5	20.48
5	1	0		21.83	21.69	21.75
5	1	12	16-QAM	21.63	21.39	21.47
5	1	24		21.41	21.19	21.17
5	12	0		21.17	20.91	20.91
5	12	6		20.95	20.62	20.63
5	12	11		20.66	20.33	20.37
5	25	0		20.39	20.07	20.09
10	1	0		QPSK	22.3	22.3
10	1	24	22.04		22.02	21.94
10	1	49	21.78		21.75	21.68
10	25	0	21.5		21.54	21.46
10	25	12	21.27		21.28	21.24
10	25	24	21		21.03	20.96
10	50	0	20.76		20.8	20.72
10	1	0	16-QAM	22.05	22.08	22.01
10	1	24		21.79	21.81	21.77
10	1	49		21.55	21.61	21.55
10	25	0		21.32	21.32	21.33
10	25	12		21.08	21.1	21.12
10	25	24		20.78	20.81	20.83
10	50	0		20.52	20.57	20.57



LTE Band 26(Part 22) Maximum Average Power [dBm]						
BW [MHz]	RB Size	RB Offset	Mod	Lowest	Middle	Highest
15	1	0	QPSK	22.46	22.24	22.57
15	1	37		22.16	22	22.32
15	1	74		21.88	21.74	22.11
15	36	0		21.61	21.53	21.83
15	36	18		21.31	21.24	21.54
15	36	39		21.02	20.99	21.24
15	75	0		20.79	20.7	20.96
15	1	0	16-QAM	22.17	21.99	22.3
15	1	38		21.9	21.71	22.01
15	1	75		21.62	21.41	21.77
15	36	0		21.33	21.14	21.51
15	36	18		21.05	20.85	21.22
15	36	39		20.78	20.6	20.95
15	75	0		20.54	20.37	20.73





LTE Band 26(Part 90) Maximum Average Power [dBm]						
BW [MHz]	RB Size	RB Offset	Mod	Lowest	Middle	Highest
1.4	1	0	QPSK	22.26	22.15	22.16
1.4	1	2		21.98	21.87	21.95
1.4	1	5		21.72	21.61	21.7
1.4	3	0		21.43	21.31	21.41
1.4	3	1		21.15	21.08	21.15
1.4	3	2		20.9	20.85	20.92
1.4	6	0		20.65	20.63	20.62
1.4	1	0	16-QAM	22.06	21.89	21.96
1.4	1	2		21.82	21.67	21.75
1.4	1	5		21.6	21.39	21.48
1.4	3	0		21.37	21.15	21.22
1.4	3	1		21.16	20.93	20.99
1.4	3	2		20.94	20.72	20.71
1.4	6	0		20.65	20.45	20.46
3	1	0	QPSK	22.38	22.41	22.49
3	1	7		22.15	22.15	22.25
3	1	14		21.86	21.85	21.96
3	8	0		21.56	21.65	21.75
3	8	4		21.31	21.45	21.48
3	8	7		21.08	21.17	21.18
3	15	0		20.88	20.97	20.96
3	1	0	16-QAM	22.16	22.21	22.26
3	1	7		21.95	21.97	22.02
3	1	14		21.71	21.77	21.77
3	8	0		21.48	21.5	21.52
3	8	4		21.19	21.3	21.27
3	8	7		20.9	21.05	20.99
3	15	0		20.67	20.77	20.76



LTE Band 26(Part 90) Maximum Average Power [dBm]							
BW [MHz]	RB Size	RB Offset	Mod	Lowest	Middle	Highest	
5	1	0	QPSK	22.33	22.12	22.03	
5	1	12		22.1	21.82	21.81	
5	1	24		21.88	21.53	21.54	
5	12	0		21.6	21.28	21.34	
5	12	6		21.34	21.07	21.04	
5	12	11		21.04	20.82	20.81	
5	25	0		20.74	20.58	20.52	
5	1	0		22.08	21.85	21.74	
5	1	12	16-QAM	21.81	21.61	21.45	
5	1	24		21.55	21.38	21.2	
5	12	0		21.3	21.12	20.92	
5	12	6		21.09	20.86	20.62	
5	12	11		20.8	20.58	20.42	
5	25	0		20.59	20.36	20.2	
10	1	0		QPSK	N/A	22.69	N/A
10	1	24			N/A	22.42	N/A
10	1	49	N/A		22.18	N/A	
10	25	0	N/A		21.97	N/A	
10	25	12	N/A		21.67	N/A	
10	25	24	N/A		21.47	N/A	
10	50	0	N/A		21.23	N/A	
10	1	0	16-QAM		N/A	22.47	N/A
10	1	24		N/A	22.25	N/A	
10	1	49		N/A	22.01	N/A	
10	25	0		N/A	21.74	N/A	
10	25	12		N/A	21.47	N/A	
10	25	24		N/A	21.24	N/A	
10	50	0		N/A	20.95	N/A	



LTE Band 30 Maximum Average Power [dBm]						
BW [MHz]	RB Size	RB Offset	Mod	Lowest	Middle	Highest
5	1	0	QPSK	20.94	21.02	20.95
5	1	12		20.7	20.8	20.69
5	1	24		20.42	20.59	20.48
5	12	0		20.18	20.32	20.2
5	12	6		19.91	20.1	19.9
5	12	11		19.61	19.83	19.69
5	25	0		19.32	19.62	19.39
5	1	0	16-QAM	20.69	20.77	20.72
5	1	12		20.42	20.51	20.44
5	1	24		20.19	20.31	20.23
5	12	0		19.9	20.01	20.01
5	12	6		19.66	19.74	19.77
5	12	11		19.36	19.51	19.49
5	25	0	19.13	19.23	19.22	
10	1	0	QPSK	N/A	21.18	N/A
10	1	24		N/A	20.94	N/A
10	1	49		N/A	20.65	N/A
10	25	0		N/A	20.43	N/A
10	25	12		N/A	20.17	N/A
10	25	24		N/A	19.96	N/A
10	50	0		N/A	19.75	N/A
10	1	0	16-QAM	N/A	20.9	N/A
10	1	24		N/A	20.64	N/A
10	1	49		N/A	20.36	N/A
10	25	0		N/A	20.1	N/A
10	25	12		N/A	19.82	N/A
10	25	24		N/A	19.54	N/A
10	50	0	N/A	19.24	N/A	



LTE Band 41 Maximum Average Power [dBm]						
BW [MHz]	RB Size	RB Offset	Mod	Lowest	Middle	Highest
5	1	0	QPSK	19.86	19.92	19.8
5	1	12		19.62	19.7	19.53
5	1	24		19.33	19.41	19.32
5	12	0		19.04	19.17	19.07
5	12	6		18.77	18.91	18.84
5	12	11		18.53	18.67	18.54
5	25	0		18.25	18.38	18.3
5	1	0	16-QAM	19.64	19.66	19.57
5	1	12		19.42	19.44	19.34
5	1	24		19.16	19.22	19.05
5	12	0		18.94	18.96	18.84
5	12	6		18.65	18.73	18.63
5	12	11		18.44	18.47	18.34
5	25	0	18.17	18.25	18.05	
10	1	0	QPSK	20.07	20.21	20.13
10	1	24		19.84	19.98	19.86
10	1	49		19.55	19.69	19.63
10	25	0		19.29	19.46	19.41
10	25	12		19.07	19.25	19.2
10	25	24		18.82	19.03	18.91
10	50	0		18.58	18.81	18.67
10	1	0	16-QAM	19.86	19.95	19.87
10	1	24		19.61	19.72	19.66
10	1	49		19.37	19.42	19.4
10	25	0		19.08	19.17	19.18
10	25	12		18.87	18.9	18.91
10	25	24		18.61	18.63	18.7
10	50	0	18.36	18.37	18.45	





LTE Band 41 Maximum Average Power [dBm]						
BW [MHz]	RB Size	RB Offset	Mod	Lowest	Middle	Highest
15	1	0	QPSK	20.39	20.4	20.34
15	1	37		20.11	20.17	20.06
15	1	74		19.85	19.89	19.85
15	36	0		19.56	19.61	19.57
15	36	18		19.3	19.33	19.31
15	36	39		19.07	19.08	19.03
15	75	0		18.84	18.85	18.77
15	1	0	16-QAM	20.16	20.2	20.08
15	1	38		19.93	20	19.83
15	1	75		19.63	19.75	19.61
15	36	0		19.33	19.52	19.34
15	36	18		19.12	19.22	19.07
15	36	39		18.89	18.96	18.78
15	75	0		18.59	18.68	18.56
20	1	0	QPSK	20.75	20.78	20.65
20	1	49		20.47	20.56	20.41
20	1	99		20.25	20.28	20.13
20	50	0		20.03	20.03	19.89
20	50	24		19.8	19.74	19.64
20	50	49		19.54	19.5	19.35
20	100	0		19.28	19.24	19.05
20	1	0	16-QAM	20.45	20.52	20.41
20	1	49		20.18	20.24	20.13
20	1	99		19.93	19.94	19.84
20	50	0		19.72	19.68	19.62
20	50	24		19.47	19.44	19.33
20	50	49		19.2	19.2	19.09
20	100	0		18.93	18.96	18.8

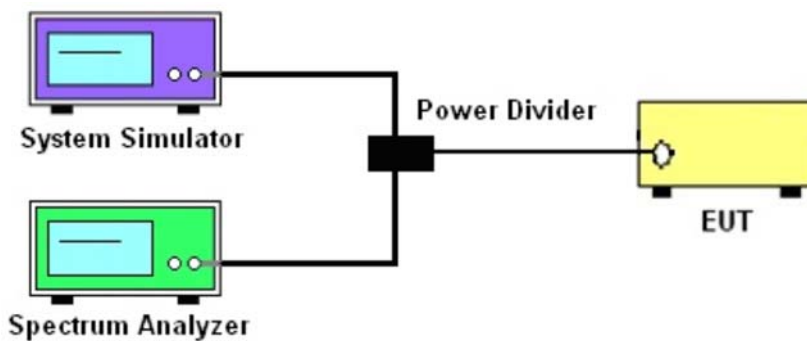
#### 4. PEAK-TO-AVERAGE RATIO

##### 4.1 DESCRIPTION OF THE CONDUCTED OUTPUT POWER MEASUREMENT

###### 4.1.1 MEASUREMENT METHOD

Use one of the procedures presented in 4.1.3 to measure the total peak power and record as PPK. Use one of the applicable procedures presented 4.1.3 to measure the total average power and record as PAVg. Both the peak and average power levels must be expressed in the same logarithmic units (e.g., dBm). Determine the PAPR from:  
 $PAPR (dB) = PPK (dBm) - PAVg (dBm)$ .

###### 4.1.2 TEST SETUP



###### 4.1.3 TEST PROCEDURES

1. The testing follows FCC KDB 971168 D01 v03r01 Section 5.7 and ANSI C63.26 2015 Section 5.2.6.
2. The EUT was connected to spectrum and system simulator via a power divider
3. Select lowest, middle, and highest channels for each band and different modulation.
4. Set the test probe and measure the peak and average power of the spectrum analyzer
5. Record the deviation as Peak to Average Ratio.

	LTE					
LTE BW	1.4M	3M	5M	10M	15M	20M
Span	3MHz	6MHz	10MHz	20MHz	30MHz	40MHz
RBW	30kHz	30kHz	100kHz	100kHz	300kHz	300kHz
VBW	100kHz	100kHz	300kHz	300kHz	1000kHz	1000kHz
Detector	PK/AVG	PK/AVG	PK/AVG	PK/AVG	PK/AVG	PK/AVG
Trace	Max	Max	Max	Max	Max	Max
Sweep Count	Auto	Auto	Auto	Auto	Auto	Auto



4.1.4 TEST RESULTS

LTE Band 2 PAR [dBm]					
BW [MHz]	RB Size	Modulation	Lowest	Middle	Highest
			P-A	P-A	P-A
20	1	QPSK	3.65	3.8	4.56
20	100		4.91	5.48	5.05
20	1	16-QAM	4.24	4.62	5.87
20	100		5.82	6.16	5.76
Limit			≤13dB		

LTE Band 4 PAR [dBm]					
BW [MHz]	RB Size	Modulation	Lowest	Middle	Highest
			P-A	P-A	P-A
20	1	QPSK	3.74	4.45	4.61
20	100		4.89	5.01	5.16
20	1	16-QAM	5.3	5.12	5.68
20	100		5.65	5.9	5.89
Limit			≤13dB		

LTE Band 5 PAR [dBm]					
BW [MHz]	RB Size	Modulation	Lowest	Middle	Highest
			P-A	P-A	P-A
10	1	QPSK	4.83	5.01	3.61
10	50		5.29	5.51	5.25
10	1	16-QAM	5.47	5.92	4.83
10	50		6.24	6.06	6.21
Limit			≤13dB		

LTE Band 7 PAR [dBm]					
BW [MHz]	RB Size	Modulation	Lowest	Middle	Highest
			P-A	P-A	P-A
20	1	QPSK	3.55	4.34	4.46
20	100		4.82	5.05	5
20	1	16-QAM	5.18	5.22	5.18
20	100		5.54	5.84	5.7
Limit			≤13dB		

LTE Band 12 PAR [dBm]					
BW [MHz]	RB Size	Modulation	Lowest	Middle	Highest
			P-A	P-A	P-A
10	1	QPSK	4.97	4.6	3.86
10	50		5.29	5.41	5.16
10	1	16-QAM	5.55	5.63	4.58
10	50		6.33	6.32	5.99
Limit			≤13dB		



LTE Band 13 PAR [dBm]			
BW [MHz]	RB Size	Modulation	Middle
			P-A
10	1	QPSK	5.07
10	50		5.2
10	1	16-QAM	5.38
10	50		6.09
Limit			≤13dB

LTE Band 25 PAR [dBm]					
BW [MHz]	RB Size	Modulation	Lowest	Middle	Highest
			P-A	P-A	P-A
20	1	QPSK	4.49	4.63	3.77
20	100		4.93	5.17	4.83
20	1	16-QAM	5.8	5.32	4.78
20	100		5.81	6.07	5.95
Limit			≤13dB		

LTE Band 26(Part 22) PAR [dBm]					
BW [MHz]	RB Size	Modulation	Low	Middle	Highest
			P-A	P-A	P-A
15	1	QPSK	4.07	4.22	3.3
15	100		4.74	5.2	4.66
15	1	16-QAM	5.04	5.21	4.2
15	100		5.78	6.02	5.68
Limit			≤13dB		

LTE Band 30 PAR [dBm]			
BW [MHz]	RB Size	Modulation	Middle
			P-A
10	1	QPSK	5.13
10	50		4.95
10	1	16-QAM	4.95
10	50		5.79
Limit			≤13dB

LTE Band 41PAR [dBm]					
BW [MHz]	RB Size	Modulation	Lowest	Middle	Highest
			P-A	P-A	P-A
20	1	QPSK	4.12	3.88	3.33
20	100		5.15	5.7	4.97
20	1	16-QAM	4.15	4.16	3.71
20	100		6.21	6.02	5.81
Limit			≤13dB		

Note: Test chart See Appendix D

## 5. RADIATED POWER AND EFFECTIVE ISOTROPIC RADIATED POWER

### 5.1 DESCRIPTION OF THE ERP/EIRP MEASUREMENT

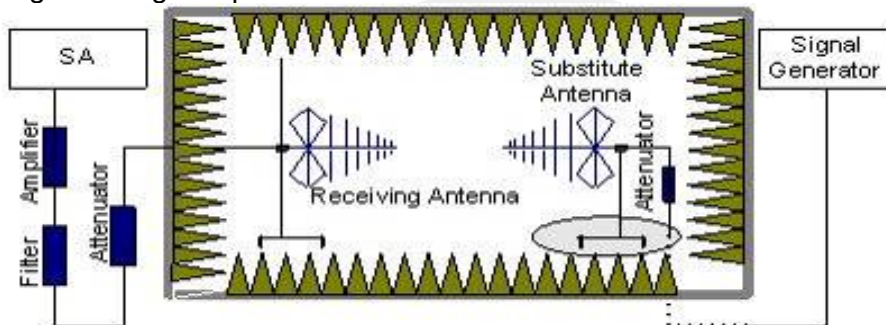
#### 5.1.1 MEASUREMENT METHOD

Effective radiated power output measurements by substitution method according to ANSI C63.26 2015, and the spectrum analyzer configuration follows KDB 971168 D01 Power Meas. License Digital Systems. Mobile and portable (hand-held) stations operating are limited to average ERP, Equivalent isotropic radiated power output measurements by substitution method according to ANSI C63.26 2015, and the spectrum analyzer configuration follows KDB 971168 D01 Power Meas, Mobile and portable (hand-held) stations operating are limited to average EIRP.

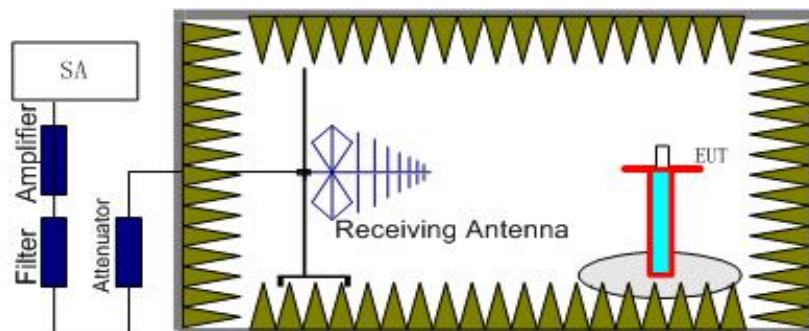
#### 5.1.2 TEST SETUP

The procedure of radiated spurious emissions is as follows:

a) Pre-calibration With pre-calibration method, the Radiated Spurious Emissions(RSE) is calculated as,  $RSE = R_x \text{ (dBuV)} + CL \text{ (dB)} + SA \text{ (dB)} + Gain \text{ (dBi)} - 107 \text{ (dBuV to dBm)}$  The SA is calibrated using following setup.



b) EUT was placed on a 1.5m non-conductive stand at a 3 m test distance from the receive antenna. A receiving antenna was placed on the antenna mast 3 m from the test item for emission measurements. The height of receiving antenna is 0.8m. The test setup refers to figure below. Detected emissions were maximized at each frequency by rotating the test item and adjusting the receiving antenna polarization. The radiated emission measurements of all non-harmonic and harmonics of the transmit frequency through the 10th harmonic measured with peak detector and 1MHz bandwidth.



Radiated emissions measurements were made only at the upper, middle, and lower carrier frequencies It was decided that measurements at these three carrier frequencies would be sufficient to demonstrate compliance with emissions limits because it was seen that all the significant spurs occur well outside the band and no radiation was seen from a carrier in one block of any band into any of the other blocks.

The substitution method is used. Substitution values at each frequency are measured before and saved to the test software. A "reference path loss" is established and the ARpl is the attenuation of "reference path loss", and including the gain of receive antenna, the gain of the preamplifier, the cable loss and the air loss. The measurement results are obtained as described below:

Power=PMea+ARpl



### 5.1.3 TEST PROCEDURES

1. The testing follows FCC KDB 971168 D01v03r01 Section 5.6 and ANSI C63.26 2015 Section 5.2.
2. The EUT was placed on a non-conductive rotating platform 1.5 meters high in a semi-anechoic chamber. The radiated emission at the fundamental frequency was measured at 3 m with a test antenna and a spectrum analyzer with Peak detector.
3. During the measurement, the system simulator parameters were set to force the EUT transmitting at maximum output power. The maximum emission was recorded from analyzer power level (LVL) from the 360 degrees rotation of the turntable and the test antenna raised and lowered over a range from 1 to 4 m in both horizontally and vertically polarized orientations.
4. Effective Isotropic Radiated Power (EIRP) was measured by substitution method according to ANSI C63.26 2015. The EUT was replaced by dipole antenna (substitution antenna) at same location and then a known power from S.G. was applied into the dipole antenna through a Tx cable, and then recorded the maximum Analyzer reading through raised and lowered the test antenna. The correction factor (in dB) = S.G. - Tx Cable loss + Substitution antenna gain - Analyzer reading. Then the EUT's EIRP was calculated with the correction factor,  $EIRP/ERP = LVL + \text{Correction factor}$ .
5. RB Set greater than bandwidth, VB Set spectrum analyzer Maximum support.







5.1.4 TEST RESULTS

Note: Test is divided into three directions, X/Y/Z. X pattern for the worst.

Radiated Power (EIRP) for LTE Band 2 / 1.4M									
Modulation	RB		Channel	Result					Conclusion
	Size	Offset		S G.Level (dBm)	Cable loss	Gain (dBi)	PMeas E.I.R.P(dBm)	Polarization Of Max. EIRP	
QPSK	1	0	Lowest	11.04	2.37	10.40	19.07	Horizontal	Pass
	1	0	Middle	10.86	2.39	10.42	18.89	Horizontal	Pass
	1	0	Highest	11	2.40	10.44	19.04	Horizontal	Pass
	1	0	Lowest	12.41	2.37	10.40	20.44	Vertical	Pass
	1	0	Middle	12.34	2.39	10.42	20.37	Vertical	Pass
	1	0	Highest	12.32	2.40	10.44	20.36	Vertical	Pass
16QAM	1	0	Lowest	10.51	2.37	10.40	18.54	Horizontal	Pass
	1	0	Middle	10.61	2.39	10.42	18.64	Horizontal	Pass
	1	0	Highest	10.73	2.40	10.44	18.77	Horizontal	Pass
	1	0	Lowest	11.95	2.37	10.40	19.98	Vertical	Pass
	1	0	Middle	12.07	2.39	10.42	20.10	Vertical	Pass
	1	0	Highest	12.07	2.40	10.44	20.11	Vertical	Pass
Limit	EIRP<2W=33dBm								

Radiated Power (EIRP) for LTE Band 2 / 3M									
Modulation	RB		Channel	Result					Conclusion
	Size	Offset		S G.Level (dBm)	Cable loss	Gain (dBi)	PMeas E.I.R.P(dBm)	Polarization Of Max. EIRP	
QPSK	1	0	Lowest	11.15	2.37	10.40	19.18	Horizontal	Pass
	1	0	Middle	11.16	2.39	10.42	19.19	Horizontal	Pass
	1	0	Highest	11.05	2.40	10.44	19.09	Horizontal	Pass
	1	0	Lowest	12.61	2.37	10.40	20.64	Vertical	Pass
	1	0	Middle	12.61	2.39	10.42	20.64	Vertical	Pass
	1	0	Highest	12.54	2.40	10.44	20.58	Vertical	Pass
16QAM	1	0	Lowest	10.78	2.37	10.40	18.81	Horizontal	Pass
	1	0	Middle	10.99	2.39	10.42	19.02	Horizontal	Pass
	1	0	Highest	11.01	2.40	10.44	19.05	Horizontal	Pass
	1	0	Lowest	12.23	2.37	10.40	20.26	Vertical	Pass
	1	0	Middle	12.4	2.39	10.42	20.43	Vertical	Pass
	1	0	Highest	12.4	2.40	10.44	20.44	Vertical	Pass
Limit	EIRP<2W=33dBm								



Radiated Power (EIRP) for LTE Band 2 / 5M									
Modulation	RB		Channel	Result					Conclusion
	Size	Offset		S G.Level (dBm)	Cable loss	Gain (dBi)	PMeas E.I.R.P.(dBm)	Polarization Of Max. EIRP	
QPSK	1	0	Lowest	10.89	2.37	10.40	18.92	Horizontal	Pass
	1	0	Middle	10.56	2.39	10.42	18.59	Horizontal	Pass
	1	0	Highest	10.45	2.40	10.44	18.49	Horizontal	Pass
	1	0	Lowest	12.33	2.37	10.40	20.36	Vertical	Pass
	1	0	Middle	12.05	2.39	10.42	20.08	Vertical	Pass
	1	0	Highest	11.9	2.40	10.44	19.94	Vertical	Pass
16QAM	1	0	Lowest	10.43	2.37	10.40	18.46	Horizontal	Pass
	1	0	Middle	10.34	2.39	10.42	18.37	Horizontal	Pass
	1	0	Highest	10.35	2.40	10.44	18.39	Horizontal	Pass
	1	0	Lowest	11.91	2.37	10.40	19.94	Vertical	Pass
	1	0	Middle	11.84	2.39	10.42	19.87	Vertical	Pass
	1	0	Highest	11.7	2.40	10.44	19.74	Vertical	Pass
Limit	EIRP<2W=33dBm								

Radiated Power (EIRP) for LTE Band 2 / 10M									
Modulation	RB		Channel	Result					Conclusion
	Size	Offset		S G.Level (dBm)	Cable loss	Gain (dBi)	PMeas E.I.R.P.(dBm)	Polarization Of Max. EIRP	
QPSK	1	0	Lowest	10.81	2.37	10.40	18.84	Horizontal	Pass
	1	0	Middle	10.73	2.39	10.42	18.76	Horizontal	Pass
	1	0	Highest	10.82	2.40	10.44	18.86	Horizontal	Pass
	1	0	Lowest	12.26	2.37	10.40	20.29	Vertical	Pass
	1	0	Middle	12.07	2.39	10.42	20.10	Vertical	Pass
	1	0	Highest	12.16	2.40	10.44	20.20	Vertical	Pass
16QAM	1	0	Lowest	10.59	2.37	10.40	18.62	Horizontal	Pass
	1	0	Middle	10.5	2.39	10.42	18.53	Horizontal	Pass
	1	0	Highest	10.48	2.40	10.44	18.52	Horizontal	Pass
	1	0	Lowest	11.97	2.37	10.40	20.00	Vertical	Pass
	1	0	Middle	11.98	2.39	10.42	20.01	Vertical	Pass
	1	0	Highest	11.86	2.40	10.44	19.90	Vertical	Pass
Limit	EIRP<2W=33dBm								





Radiated Power (EIRP) for LTE Band 2 / 15M									
Modulation	RB		Channel	Result					Conclusion
	Size	Offset		S G.Level (dBm)	Cable loss	Gain (dBi)	PMeas E.I.R.P.(dBm)	Polarization Of Max. EIRP	
QPSK	1	0	Lowest	10.99	2.37	10.40	19.02	Horizontal	Pass
	1	0	Middle	11.3	2.39	10.42	19.33	Horizontal	Pass
	1	0	Highest	11.18	2.40	10.44	19.22	Horizontal	Pass
	1	0	Lowest	12.44	2.37	10.40	20.47	Vertical	Pass
	1	0	Middle	12.64	2.39	10.42	20.67	Vertical	Pass
	1	0	Highest	12.53	2.40	10.44	20.57	Vertical	Pass
16QAM	1	0	Lowest	10.76	2.37	10.40	18.79	Horizontal	Pass
	1	0	Middle	10.79	2.39	10.42	18.82	Horizontal	Pass
	1	0	Highest	10.98	2.40	10.44	19.02	Horizontal	Pass
	1	0	Lowest	12.25	2.37	10.40	20.28	Vertical	Pass
	1	0	Middle	12.23	2.39	10.42	20.26	Vertical	Pass
	1	0	Highest	12.34	2.40	10.44	20.38	Vertical	Pass
Limit	EIRP<2W=33dBm								

Radiated Power (EIRP) for LTE Band 2 / 20M									
Modulation	RB		Channel	Result					Conclusion
	Size	Offset		S G.Level (dBm)	Cable loss	Gain (dBi)	PMeas E.I.R.P.(dBm)	Polarization Of Max. EIRP	
QPSK	1	0	Lowest	11.1	2.37	10.40	19.13	Horizontal	Pass
	1	0	Middle	11.27	2.39	10.42	19.30	Horizontal	Pass
	1	0	Highest	11.53	2.40	10.44	19.57	Horizontal	Pass
	1	0	Lowest	12.54	2.37	10.40	20.57	Vertical	Pass
	1	0	Middle	12.7	2.39	10.42	20.73	Vertical	Pass
	1	0	Highest	12.87	2.40	10.44	20.91	Vertical	Pass
16QAM	1	0	Lowest	11	2.37	10.40	19.03	Horizontal	Pass
	1	0	Middle	11.22	2.39	10.42	19.25	Horizontal	Pass
	1	0	Highest	11.19	2.40	10.44	19.23	Horizontal	Pass
	1	0	Lowest	12.37	2.37	10.40	20.40	Vertical	Pass
	1	0	Middle	12.54	2.39	10.42	20.57	Vertical	Pass
	1	0	Highest	12.49	2.40	10.44	20.53	Vertical	Pass
Limit	EIRP<2W=33dBm								



Radiated Power (EIRP) for LTE Band 4 / 1.4M									
Modulation	RB		Channel	Result					Conclusion
	Size	Offset		S G.Level (dBm)	Cable loss	Gain (dBi)	PMeas E.I.R.P.(dBm)	Polarization Of Max. EIRP	
QPSK	1	0	Lowest	10.81	2.35	10.13	18.59	Horizontal	Pass
	1	0	Middle	10.66	2.36	10.16	18.46	Horizontal	Pass
	1	0	Highest	11.08	2.37	10.22	18.93	Horizontal	Pass
	1	0	Lowest	12.14	2.35	10.13	19.92	Vertical	Pass
	1	0	Middle	12.08	2.36	10.16	19.88	Vertical	Pass
	1	0	Highest	12.39	2.37	10.22	20.24	Vertical	Pass
16QAM	1	0	Lowest	10.53	2.35	10.13	18.31	Horizontal	Pass
	1	0	Middle	10.28	2.36	10.16	18.08	Horizontal	Pass
	1	0	Highest	10.83	2.37	10.22	18.68	Horizontal	Pass
	1	0	Lowest	11.84	2.35	10.13	19.62	Vertical	Pass
	1	0	Middle	11.63	2.36	10.16	19.43	Vertical	Pass
	1	0	Highest	12.16	2.37	10.22	20.01	Vertical	Pass
Limit	EIRP<1W=30dBm								

Radiated Power (EIRP) for LTE Band 4 / 3M									
Modulation	RB		Channel	Result					Conclusion
	Size	Offset		S G.Level (dBm)	Cable loss	Gain (dBi)	PMeas E.I.R.P.(dBm)	Polarization Of Max. EIRP	
QPSK	1	0	Lowest	10.8	2.35	10.13	18.58	Horizontal	Pass
	1	0	Middle	10.98	2.36	10.16	18.78	Horizontal	Pass
	1	0	Highest	10.86	2.37	10.22	18.71	Horizontal	Pass
	1	0	Lowest	12.29	2.35	10.13	20.07	Vertical	Pass
	1	0	Middle	12.42	2.36	10.16	20.22	Vertical	Pass
	1	0	Highest	12.17	2.37	10.22	20.02	Vertical	Pass
16QAM	1	0	Lowest	10.9	2.35	10.13	18.68	Horizontal	Pass
	1	0	Middle	10.66	2.36	10.16	18.46	Horizontal	Pass
	1	0	Highest	10.41	2.37	10.22	18.26	Horizontal	Pass
	1	0	Lowest	12.24	2.35	10.13	20.02	Vertical	Pass
	1	0	Middle	12.13	2.36	10.16	19.93	Vertical	Pass
	1	0	Highest	11.9	2.37	10.22	19.75	Vertical	Pass
Limit	EIRP<1W=30dBm								



Radiated Power (EIRP) for LTE Band 4 / 5M									
Modulation	RB		Channel	Result					Conclusion
	Size	Offset		S G.Level (dBm)	Cable loss	Gain (dBi)	PMeas E.I.R.P.(dBm)	Polarization Of Max. EIRP	
QPSK	1	0	Lowest	10.78	2.35	10.13	18.56	Horizontal	Pass
	1	0	Middle	10.95	2.36	10.16	18.75	Horizontal	Pass
	1	0	Highest	10.77	2.37	10.22	18.62	Horizontal	Pass
	1	0	Lowest	12.1	2.35	10.13	19.88	Vertical	Pass
	1	0	Middle	12.34	2.36	10.16	20.14	Vertical	Pass
	1	0	Highest	12.24	2.37	10.22	20.09	Vertical	Pass
16QAM	1	0	Lowest	10.54	2.35	10.13	18.32	Horizontal	Pass
	1	0	Middle	10.59	2.36	10.16	18.39	Horizontal	Pass
	1	0	Highest	10.64	2.37	10.22	18.49	Horizontal	Pass
	1	0	Lowest	11.95	2.35	10.13	19.73	Vertical	Pass
	1	0	Middle	11.97	2.36	10.16	19.77	Vertical	Pass
	1	0	Highest	11.99	2.37	10.22	19.84	Vertical	Pass
Limit	EIRP<1W=30dBm								

Radiated Power (EIRP) for LTE Band 4 / 10M									
Modulation	RB		Channel	Result					Conclusion
	Size	Offset		S G.Level (dBm)	Cable loss	Gain (dBi)	PMeas E.I.R.P.(dBm)	Polarization Of Max. EIRP	
QPSK	1	0	Lowest	11.04	2.35	10.13	18.82	Horizontal	Pass
	1	0	Middle	10.92	2.36	10.16	18.72	Horizontal	Pass
	1	0	Highest	10.81	2.37	10.22	18.66	Horizontal	Pass
	1	0	Lowest	12.51	2.35	10.13	20.29	Vertical	Pass
	1	0	Middle	12.32	2.36	10.16	20.12	Vertical	Pass
	1	0	Highest	12.26	2.37	10.22	20.11	Vertical	Pass
16QAM	1	0	Lowest	10.72	2.35	10.13	18.50	Horizontal	Pass
	1	0	Middle	10.69	2.36	10.16	18.49	Horizontal	Pass
	1	0	Highest	10.68	2.37	10.22	18.53	Horizontal	Pass
	1	0	Lowest	12.17	2.35	10.13	19.95	Vertical	Pass
	1	0	Middle	12.06	2.36	10.16	19.86	Vertical	Pass
	1	0	Highest	12.13	2.37	10.22	19.98	Vertical	Pass
Limit	EIRP<1W=30dBm								



Radiated Power (EIRP) for LTE Band 4 / 15M									
Modulation	RB		Channel	Result					Conclusion
	Size	Offset		S G.Level (dBm)	Cable loss	Gain (dBi)	PMeas E.I.R.P.(dBm)	Polarization Of Max. EIRP	
QPSK	1	0	Lowest	11.43	2.35	10.13	19.21	Horizontal	Pass
	1	0	Middle	11.43	2.36	10.16	19.23	Horizontal	Pass
	1	0	Highest	11.21	2.37	10.22	19.06	Horizontal	Pass
	1	0	Lowest	12.81	2.35	10.13	20.59	Vertical	Pass
	1	0	Middle	12.9	2.36	10.16	20.70	Vertical	Pass
	1	0	Highest	12.7	2.37	10.22	20.55	Vertical	Pass
16QAM	1	0	Lowest	11.01	2.35	10.13	18.79	Horizontal	Pass
	1	0	Middle	11.17	2.36	10.16	18.97	Horizontal	Pass
	1	0	Highest	11.09	2.37	10.22	18.94	Horizontal	Pass
	1	0	Lowest	12.44	2.35	10.13	20.22	Vertical	Pass
	1	0	Middle	12.57	2.36	10.16	20.37	Vertical	Pass
	1	0	Highest	12.55	2.37	10.22	20.40	Vertical	Pass
Limit	EIRP<1W=30dBm								

Radiated Power (EIRP) for LTE Band 4 / 20M									
Modulation	RB		Channel	Result					Conclusion
	Size	Offset		S G.Level (dBm)	Cable loss	Gain (dBi)	PMeas E.I.R.P.(dBm)	Polarization Of Max. EIRP	
QPSK	1	0	Lowest	11.5	2.35	10.13	19.28	Horizontal	Pass
	1	0	Middle	11.5	2.36	10.16	19.30	Horizontal	Pass
	1	0	Highest	11.59	2.37	10.22	19.44	Horizontal	Pass
	1	0	Lowest	12.83	2.35	10.13	20.61	Vertical	Pass
	1	0	Middle	12.94	2.36	10.16	20.74	Vertical	Pass
	1	0	Highest	13.08	2.37	10.22	20.93	Vertical	Pass
16QAM	1	0	Lowest	11.38	2.35	10.13	19.16	Horizontal	Pass
	1	0	Middle	11.21	2.36	10.16	19.01	Horizontal	Pass
	1	0	Highest	11.34	2.37	10.22	19.19	Horizontal	Pass
	1	0	Lowest	12.69	2.35	10.13	20.47	Vertical	Pass
	1	0	Middle	12.63	2.36	10.16	20.43	Vertical	Pass
	1	0	Highest	12.74	2.37	10.22	20.59	Vertical	Pass
Limit	EIRP<1W=30dBm								



Radiated Power (ERP) for LTE Band 5 / 1.4M										
Modulation	RB		Channel	Result						Conclusion
				S G.Level (dBm)	Cable loss	Gain (dBi)	correction factor(dB)	PMeas E.R.P(dBm)	Polarization Of Max. ERP	
	Size	Offset								
QPSK	1	0	Lowest	15.09	1.27	6.70	2.15	18.37	Horizontal	Pass
	1	0	Middle	15.08	1.28	6.70	2.15	18.35	Horizontal	Pass
	1	0	Highest	15.65	1.29	6.70	2.15	18.91	Horizontal	Pass
	1	0	Lowest	16.57	1.27	6.70	2.15	19.85	Vertical	Pass
	1	0	Middle	16.49	1.28	6.70	2.15	19.76	Vertical	Pass
	1	0	Highest	17.12	1.29	6.70	2.15	20.38	Vertical	Pass
16QAM	1	0	Lowest	14.92	1.27	6.70	2.15	18.20	Horizontal	Pass
	1	0	Middle	14.82	1.28	6.70	2.15	18.09	Horizontal	Pass
	1	0	Highest	15.21	1.29	6.70	2.15	18.47	Horizontal	Pass
	1	0	Lowest	16.39	1.27	6.70	2.15	19.67	Vertical	Pass
	1	0	Middle	16.24	1.28	6.70	2.15	19.51	Vertical	Pass
	1	0	Highest	16.7	1.29	6.70	2.15	19.96	Vertical	Pass
Limit	ERP<7W=38.45dBm									

Radiated Power (ERP) for LTE Band 5 / 3M										
Modulation	RB		Channel	Result						Conclusion
				S G.Level (dBm)	Cable loss	Gain (dBi)	correction factor(dB)	PMeas E.R.P(dBm)	Polarization Of Max. ERP	
	Size	Offset								
QPSK	1	0	Lowest	15.29	1.27	6.70	2.15	18.57	Horizontal	Pass
	1	0	Middle	15.71	1.28	6.70	2.15	18.98	Horizontal	Pass
	1	0	Highest	15.39	1.29	6.70	2.15	18.65	Horizontal	Pass
	1	0	Lowest	16.77	1.27	6.70	2.15	20.05	Vertical	Pass
	1	0	Middle	17.05	1.28	6.70	2.15	20.32	Vertical	Pass
	1	0	Highest	16.87	1.29	6.70	2.15	20.13	Vertical	Pass
16QAM	1	0	Lowest	15.12	1.27	6.70	2.15	18.40	Horizontal	Pass
	1	0	Middle	15.23	1.28	6.70	2.15	18.50	Horizontal	Pass
	1	0	Highest	15.19	1.29	6.70	2.15	18.45	Horizontal	Pass
	1	0	Lowest	16.62	1.27	6.70	2.15	19.90	Vertical	Pass
	1	0	Middle	16.63	1.28	6.70	2.15	19.90	Vertical	Pass
	1	0	Highest	16.63	1.29	6.70	2.15	19.89	Vertical	Pass
Limit	ERP<7W=38.45dBm									



Radiated Power (ERP) for LTE Band 5 / 5M										
Modulation	RB		Channel	Result						Conclusion
				S G.Level (dBm)	Cable loss	Gain (dBi)	correction factor(dB)	PMeas E.R.P(dBm)	Polarization	
	Size	Offset		Of Max. ERP						
QPSK	1	0	Lowest	15.31	1.27	6.70	2.15	18.59	Horizontal	Pass
	1	0	Middle	15.34	1.28	6.70	2.15	18.61	Horizontal	Pass
	1	0	Highest	15.25	1.29	6.70	2.15	18.51	Horizontal	Pass
	1	0	Lowest	16.63	1.27	6.70	2.15	19.91	Vertical	Pass
	1	0	Middle	16.83	1.28	6.70	2.15	20.10	Vertical	Pass
	1	0	Highest	16.67	1.29	6.70	2.15	19.93	Vertical	Pass
16QAM	1	0	Lowest	15.02	1.27	6.70	2.15	18.30	Horizontal	Pass
	1	0	Middle	15.08	1.28	6.70	2.15	18.35	Horizontal	Pass
	1	0	Highest	15	1.29	6.70	2.15	18.26	Horizontal	Pass
	1	0	Lowest	16.4	1.27	6.70	2.15	19.68	Vertical	Pass
	1	0	Middle	16.53	1.28	6.70	2.15	19.80	Vertical	Pass
	1	0	Highest	16.46	1.29	6.70	2.15	19.72	Vertical	Pass
Limit	ERP<7W=38.45dBm									

Radiated Power (ERP) for LTE Band 5 / 10M										
Modulation	RB		Channel	Result						Conclusion
				S G.Level (dBm)	Cable loss	Gain (dBi)	correction factor(dB)	PMeas E.R.P(dBm)	Polarization	
	Size	Offset		Of Max. ERP						
QPSK	1	0	Lowest	15.43	1.27	6.70	2.15	18.71	Horizontal	Pass
	1	0	Middle	15.41	1.28	6.70	2.15	18.68	Horizontal	Pass
	1	0	Highest	15.6	1.29	6.70	2.15	18.86	Horizontal	Pass
	1	0	Lowest	16.88	1.27	6.70	2.15	20.16	Vertical	Pass
	1	0	Middle	16.86	1.28	6.70	2.15	20.13	Vertical	Pass
	1	0	Highest	16.95	1.29	6.70	2.15	20.21	Vertical	Pass
16QAM	1	0	Lowest	15.27	1.27	6.70	2.15	18.55	Horizontal	Pass
	1	0	Middle	15.19	1.28	6.70	2.15	18.46	Horizontal	Pass
	1	0	Highest	15.1	1.29	6.70	2.15	18.36	Horizontal	Pass
	1	0	Lowest	16.64	1.27	6.70	2.15	19.92	Vertical	Pass
	1	0	Middle	16.64	1.28	6.70	2.15	19.91	Vertical	Pass
	1	0	Highest	16.57	1.29	6.70	2.15	19.83	Vertical	Pass
Limit	ERP<7W=38.45dBm									





Radiated Power (EIRP) for LTE Band 7 / 5M									
Modulation	RB		Channel	Result					Conclusion
	Size	Offset		S G.Level (dBm)	Cable loss	Gain (dBi)	PMeas E.I.R.P.(dBm)	Polarization Of Max. EIRP	
QPSK	1	0	Lowest	9.01	2.56	10.60	17.05	Horizontal	Pass
	1	0	Middle	9.21	2.67	10.65	17.19	Horizontal	Pass
	1	0	Highest	9.23	2.72	10.70	17.21	Horizontal	Pass
	1	0	Lowest	10.43	2.56	10.60	18.47	Vertical	Pass
	1	0	Middle	10.54	2.67	10.65	18.52	Vertical	Pass
	1	0	Highest	10.6	2.72	10.70	18.58	Vertical	Pass
16QAM	1	0	Lowest	8.82	2.56	10.60	16.86	Horizontal	Pass
	1	0	Middle	8.89	2.67	10.65	16.87	Horizontal	Pass
	1	0	Highest	8.89	2.72	10.70	16.87	Horizontal	Pass
	1	0	Lowest	10.22	2.56	10.60	18.26	Vertical	Pass
	1	0	Middle	10.22	2.67	10.65	18.20	Vertical	Pass
	1	0	Highest	10.3	2.72	10.70	18.28	Vertical	Pass
Limit	EIRP<2W=33dBm								

Radiated Power (EIRP) for LTE Band 7 / 10M									
Modulation	RB		Channel	Result					Conclusion
	Size	Offset		S G.Level (dBm)	Cable loss	Gain (dBi)	PMeas E.I.R.P.(dBm)	Polarization Of Max. EIRP	
QPSK	1	0	Lowest	9.16	2.56	10.60	17.20	Horizontal	Pass
	1	0	Middle	9.46	2.67	10.65	17.44	Horizontal	Pass
	1	0	Highest	9.3	2.72	10.70	17.28	Horizontal	Pass
	1	0	Lowest	10.63	2.56	10.60	18.67	Vertical	Pass
	1	0	Middle	10.84	2.67	10.65	18.82	Vertical	Pass
	1	0	Highest	10.74	2.72	10.70	18.72	Vertical	Pass
16QAM	1	0	Lowest	8.94	2.56	10.60	16.98	Horizontal	Pass
	1	0	Middle	9.08	2.67	10.65	17.06	Horizontal	Pass
	1	0	Highest	9.19	2.72	10.70	17.17	Horizontal	Pass
	1	0	Lowest	10.35	2.56	10.60	18.39	Vertical	Pass
	1	0	Middle	10.48	2.67	10.65	18.46	Vertical	Pass
	1	0	Highest	10.5	2.72	10.70	18.48	Vertical	Pass
Limit	EIRP<2W=33dBm								



Radiated Power (EIRP) for LTE Band 7 / 15M									
Modulation	RB		Channel	Result					Conclusion
	Size	Offset		S G.Level (dBm)	Cable loss	Gain (dBi)	PMeas E.I.R.P.(dBm)	Polarization Of Max. EIRP	
QPSK	1	0	Lowest	9.63	2.56	10.60	17.67	Horizontal	Pass
	1	0	Middle	9.52	2.67	10.65	17.50	Horizontal	Pass
	1	0	Highest	9.65	2.72	10.70	17.63	Horizontal	Pass
	1	0	Lowest	10.95	2.56	10.60	18.99	Vertical	Pass
	1	0	Middle	10.98	2.67	10.65	18.96	Vertical	Pass
	1	0	Highest	10.96	2.72	10.70	18.94	Vertical	Pass
16QAM	1	0	Lowest	9.33	2.56	10.60	17.37	Horizontal	Pass
	1	0	Middle	9.42	2.67	10.65	17.40	Horizontal	Pass
	1	0	Highest	9.32	2.72	10.70	17.30	Horizontal	Pass
	1	0	Lowest	10.77	2.56	10.60	18.81	Vertical	Pass
	1	0	Middle	10.8	2.67	10.65	18.78	Vertical	Pass
	1	0	Highest	10.72	2.72	10.70	18.70	Vertical	Pass
Limit	EIRP<2W=33dBm								

Radiated Power (EIRP) for LTE Band 7 / 20M									
Modulation	RB		Channel	Result					Conclusion
	Size	Offset		S G.Level (dBm)	Cable loss	Gain (dBi)	PMeas E.I.R.P.(dBm)	Polarization Of Max. EIRP	
QPSK	1	0	Lowest	9.89	2.56	10.60	17.93	Horizontal	Pass
	1	0	Middle	9.85	2.67	10.65	17.83	Horizontal	Pass
	1	0	Highest	9.88	2.72	10.70	17.86	Horizontal	Pass
	1	0	Lowest	11.31	2.56	10.60	19.35	Vertical	Pass
	1	0	Middle	11.25	2.67	10.65	19.23	Vertical	Pass
	1	0	Highest	11.27	2.72	10.70	19.25	Vertical	Pass
16QAM	1	0	Lowest	9.57	2.56	10.60	17.61	Horizontal	Pass
	1	0	Middle	9.63	2.67	10.65	17.61	Horizontal	Pass
	1	0	Highest	9.65	2.72	10.70	17.63	Horizontal	Pass
	1	0	Lowest	11.03	2.56	10.60	19.07	Vertical	Pass
	1	0	Middle	11.05	2.67	10.65	19.03	Vertical	Pass
	1	0	Highest	11.03	2.72	10.70	19.01	Vertical	Pass
Limit	EIRP<2W=33dBm								





Radiated Power (ERP) for LTE Band 12 / 1.4M										
Modulation	RB		Channel	Result						Conclusion
	Size	Offset		S G.Level (dBm)	Cable loss	Gain (dBi)	correction factor(dB)	PMeas E.R.P(dBm)	Polarization Of Max. ERP	
QPSK	1	0	Lowest	16.41	1.21	6.40	2.15	19.45	Horizontal	Pass
	1	0	Middle	16.08	1.22	6.40	2.15	19.11	Horizontal	Pass
	1	0	Highest	16.42	1.23	6.40	2.15	19.44	Horizontal	Pass
	1	0	Lowest	17.71	1.21	6.40	2.15	20.75	Vertical	Pass
	1	0	Middle	17.52	1.22	6.40	2.15	20.55	Vertical	Pass
	1	0	Highest	17.85	1.23	6.40	2.15	20.87	Vertical	Pass
16QAM	1	0	Lowest	16.12	1.21	6.40	2.15	19.16	Horizontal	Pass
	1	0	Middle	15.9	1.22	6.40	2.15	18.93	Horizontal	Pass
	1	0	Highest	16.09	1.23	6.40	2.15	19.11	Horizontal	Pass
	1	0	Lowest	17.46	1.21	6.40	2.15	20.50	Vertical	Pass
	1	0	Middle	17.27	1.22	6.40	2.15	20.30	Vertical	Pass
	1	0	Highest	17.49	1.23	6.40	2.15	20.51	Vertical	Pass
Limit	ERP<3W=34.77dBm									

Radiated Power (ERP) for LTE Band 12 / 3M										
Modulation	RB		Channel	Result						Conclusion
	Size	Offset		S G.Level (dBm)	Cable loss	Gain (dBi)	correction factor(dB)	PMeas E.R.P(dBm)	Polarization Of Max. ERP	
QPSK	1	0	Lowest	16.45	1.21	6.40	2.15	19.49	Horizontal	Pass
	1	0	Middle	16.27	1.22	6.40	2.15	19.30	Horizontal	Pass
	1	0	Highest	16.08	1.23	6.40	2.15	19.10	Horizontal	Pass
	1	0	Lowest	17.91	1.21	6.40	2.15	20.95	Vertical	Pass
	1	0	Middle	17.74	1.22	6.40	2.15	20.77	Vertical	Pass
	1	0	Highest	17.56	1.23	6.40	2.15	20.58	Vertical	Pass
16QAM	1	0	Lowest	16.3	1.21	6.40	2.15	19.34	Horizontal	Pass
	1	0	Middle	16	1.22	6.40	2.15	19.03	Horizontal	Pass
	1	0	Highest	15.92	1.23	6.40	2.15	18.94	Horizontal	Pass
	1	0	Lowest	17.69	1.21	6.40	2.15	20.73	Vertical	Pass
	1	0	Middle	17.4	1.22	6.40	2.15	20.43	Vertical	Pass
	1	0	Highest	17.35	1.23	6.40	2.15	20.37	Vertical	Pass
Limit	ERP<3W=34.77dBm									



Radiated Power (ERP) for LTE Band 12 / 5M										
Modulation	RB		Channel	Result						Conclusion
	Size	Offset		S G.Level (dBm)	Cable loss	Gain (dBi)	correction factor(dB)	PMeas E.R.P(dBm)	Polarization Of Max. ERP	
QPSK	1	0	Lowest	16.59	1.21	6.40	2.15	19.63	Horizontal	Pass
	1	0	Middle	16.32	1.22	6.40	2.15	19.35	Horizontal	Pass
	1	0	Highest	16.32	1.23	6.40	2.15	19.34	Horizontal	Pass
	1	0	Lowest	17.95	1.21	6.40	2.15	20.99	Vertical	Pass
	1	0	Middle	17.79	1.22	6.40	2.15	20.82	Vertical	Pass
	1	0	Highest	17.75	1.23	6.40	2.15	20.77	Vertical	Pass
16QAM	1	0	Lowest	16.35	1.21	6.40	2.15	19.39	Horizontal	Pass
	1	0	Middle	16.33	1.22	6.40	2.15	19.36	Horizontal	Pass
	1	0	Highest	16.25	1.23	6.40	2.15	19.27	Horizontal	Pass
	1	0	Lowest	17.68	1.21	6.40	2.15	20.72	Vertical	Pass
	1	0	Middle	17.67	1.22	6.40	2.15	20.70	Vertical	Pass
	1	0	Highest	17.62	1.23	6.40	2.15	20.64	Vertical	Pass
Limit	ERP<3W=34.77dBm									

Radiated Power (ERP) for LTE Band 12 / 10M										
Modulation	RB		Channel	Result						Conclusion
	Size	Offset		S G.Level (dBm)	Cable loss	Gain (dBi)	correction factor(dB)	PMeas E.R.P(dBm)	Polarization Of Max. ERP	
QPSK	1	0	Lowest	16.94	1.21	6.40	2.15	19.98	Horizontal	Pass
	1	0	Middle	16.73	1.22	6.40	2.15	19.76	Horizontal	Pass
	1	0	Highest	16.67	1.23	6.40	2.15	19.69	Horizontal	Pass
	1	0	Lowest	18.26	1.21	6.40	2.15	21.30	Vertical	Pass
	1	0	Middle	18.11	1.22	6.40	2.15	21.14	Vertical	Pass
	1	0	Highest	18.14	1.23	6.40	2.15	21.16	Vertical	Pass
16QAM	1	0	Lowest	16.52	1.21	6.40	2.15	19.56	Horizontal	Pass
	1	0	Middle	16.51	1.22	6.40	2.15	19.54	Horizontal	Pass
	1	0	Highest	16.62	1.23	6.40	2.15	19.64	Horizontal	Pass
	1	0	Lowest	17.94	1.21	6.40	2.15	20.98	Vertical	Pass
	1	0	Middle	17.98	1.22	6.40	2.15	21.01	Vertical	Pass
	1	0	Highest	17.93	1.23	6.40	2.15	20.95	Vertical	Pass
Limit	ERP<3W=34.77dBm									



Radiated Power (ERP) for LTE Band 13 / 5M										
Modulation	RB		Channel	Result						Conclusion
				S G.Level (dBm)	Cable loss	Gain (dBi)	correction factor(dB)	PMeas E.R.P(dBm)	Polarization Of Max. ERP	
	Size	Offset								
QPSK	1	0	Lowest	15.53	1.21	6.40	2.15	18.57	Horizontal	Pass
	1	0	Middle	15.55	1.22	6.40	2.15	18.58	Horizontal	Pass
	1	0	Highest	15.71	1.23	6.40	2.15	18.73	Horizontal	Pass
	1	0	Lowest	17	1.21	6.40	2.15	20.04	Vertical	Pass
	1	0	Middle	16.9	1.22	6.40	2.15	19.93	Vertical	Pass
	1	0	Highest	17.17	1.23	6.40	2.15	20.19	Vertical	Pass
16QAM	1	0	Lowest	15.15	1.21	6.40	2.15	18.19	Horizontal	Pass
	1	0	Middle	15.2	1.22	6.40	2.15	18.23	Horizontal	Pass
	1	0	Highest	15.55	1.23	6.40	2.15	18.57	Horizontal	Pass
	1	0	Lowest	16.64	1.21	6.40	2.15	19.68	Vertical	Pass
	1	0	Middle	16.65	1.22	6.40	2.15	19.68	Vertical	Pass
	1	0	Highest	16.9	1.23	6.40	2.15	19.92	Vertical	Pass
Limit	ERP<3W=34.77dBm									

Radiated Power (ERP) for LTE Band 13 / 10M										
Modulation	RB		Channel	Result						Conclusion
				S G.Level (dBm)	Cable loss	Gain (dBi)	correction factor(dB)	PMeas E.R.P(dBm)	Polarization Of Max. ERP	
	Size	Offset								
QPSK	1	0	Middle	15.81	1.22	6.40	2.15	18.84	Horizontal	Pass
	1	0	Middle	17.26	1.22	6.40	2.15	20.29	Vertical	Pass
16QAM	1	0	Middle	15.73	1.22	6.40	2.15	18.76	Horizontal	Pass
	1	0	Middle	17.3	1.22	6.40	2.15	20.33	Vertical	Pass
Limit	ERP<3W=34.77dBm									



Radiated Power (EIRP) for LTE Band 25 / 1.4M									
Modulation	RB		Channel	Result					Conclusion
	Size	Offset		S G.Level (dBm)	Cable loss	Gain (dBi)	PMeas E.I.R.P.(dBm)	Polarization Of Max. EIRP	
QPSK	1	0	Lowest	10.64	2.37	10.40	18.67	Horizontal	Pass
	1	0	Middle	10.86	2.39	10.42	18.89	Horizontal	Pass
	1	0	Highest	11.06	2.40	10.44	19.10	Horizontal	Pass
	1	0	Lowest	12.01	2.37	10.40	20.04	Vertical	Pass
	1	0	Middle	12.16	2.39	10.42	20.19	Vertical	Pass
	1	0	Highest	12.42	2.40	10.44	20.46	Vertical	Pass
16QAM	1	0	Lowest	10.57	2.37	10.40	18.60	Horizontal	Pass
	1	0	Middle	10.59	2.39	10.42	18.62	Horizontal	Pass
	1	0	Highest	10.69	2.40	10.44	18.73	Horizontal	Pass
	1	0	Lowest	11.88	2.37	10.40	19.91	Vertical	Pass
	1	0	Middle	11.99	2.39	10.42	20.02	Vertical	Pass
	1	0	Highest	12.12	2.40	10.44	20.16	Vertical	Pass
Limit	EIRP<2W=33dBm								

Radiated Power (EIRP) for LTE Band 25 / 3M									
Modulation	RB		Channel	Result					Conclusion
	Size	Offset		S G.Level (dBm)	Cable loss	Gain (dBi)	PMeas E.I.R.P.(dBm)	Polarization Of Max. EIRP	
QPSK	1	0	Lowest	10.89	2.37	10.40	18.92	Horizontal	Pass
	1	0	Middle	10.67	2.39	10.42	18.70	Horizontal	Pass
	1	0	Highest	10.64	2.40	10.44	18.68	Horizontal	Pass
	1	0	Lowest	12.36	2.37	10.40	20.39	Vertical	Pass
	1	0	Middle	12.17	2.39	10.42	20.20	Vertical	Pass
	1	0	Highest	11.98	2.40	10.44	20.02	Vertical	Pass
16QAM	1	0	Lowest	10.62	2.37	10.40	18.65	Horizontal	Pass
	1	0	Middle	10.66	2.39	10.42	18.69	Horizontal	Pass
	1	0	Highest	10.32	2.40	10.44	18.36	Horizontal	Pass
	1	0	Lowest	12.1	2.37	10.40	20.13	Vertical	Pass
	1	0	Middle	12.13	2.39	10.42	20.16	Vertical	Pass
	1	0	Highest	11.8	2.40	10.44	19.84	Vertical	Pass
Limit	EIRP<2W=33dBm								



Radiated Power (EIRP) for LTE Band 25 / 5M									
Modulation	RB		Channel	Result					Conclusion
	Size	Offset		S G.Level (dBm)	Cable loss	Gain (dBi)	PMeas E.I.R.P.(dBm)	Polarization Of Max. EIRP	
QPSK	1	0	Lowest	10.87	2.37	10.40	18.90	Horizontal	Pass
	1	0	Middle	10.97	2.39	10.42	19.00	Horizontal	Pass
	1	0	Highest	11.06	2.40	10.44	19.10	Horizontal	Pass
	1	0	Lowest	12.36	2.37	10.40	20.39	Vertical	Pass
	1	0	Middle	12.43	2.39	10.42	20.46	Vertical	Pass
	1	0	Highest	12.44	2.40	10.44	20.48	Vertical	Pass
16QAM	1	0	Lowest	10.62	2.37	10.40	18.65	Horizontal	Pass
	1	0	Middle	10.57	2.39	10.42	18.60	Horizontal	Pass
	1	0	Highest	10.65	2.40	10.44	18.69	Horizontal	Pass
	1	0	Lowest	12.1	2.37	10.40	20.13	Vertical	Pass
	1	0	Middle	12.06	2.39	10.42	20.09	Vertical	Pass
	1	0	Highest	12.14	2.40	10.44	20.18	Vertical	Pass
Limit	EIRP<2W=33dBm								

Radiated Power (EIRP) for LTE Band 25 / 10M									
Modulation	RB		Channel	Result					Conclusion
	Size	Offset		S G.Level (dBm)	Cable loss	Gain (dBi)	PMeas E.I.R.P.(dBm)	Polarization Of Max. EIRP	
QPSK	1	0	Lowest	10.7	2.37	10.40	18.73	Horizontal	Pass
	1	0	Middle	10.87	2.39	10.42	18.90	Horizontal	Pass
	1	0	Highest	11.06	2.40	10.44	19.10	Horizontal	Pass
	1	0	Lowest	12.16	2.37	10.40	20.19	Vertical	Pass
	1	0	Middle	12.32	2.39	10.42	20.35	Vertical	Pass
	1	0	Highest	12.4	2.40	10.44	20.44	Vertical	Pass
16QAM	1	0	Lowest	10.65	2.37	10.40	18.68	Horizontal	Pass
	1	0	Middle	10.58	2.39	10.42	18.61	Horizontal	Pass
	1	0	Highest	10.74	2.40	10.44	18.78	Horizontal	Pass
	1	0	Lowest	12.06	2.37	10.40	20.09	Vertical	Pass
	1	0	Middle	12.07	2.39	10.42	20.10	Vertical	Pass
	1	0	Highest	12.22	2.40	10.44	20.26	Vertical	Pass
Limit	EIRP<2W=33dBm								



Radiated Power (EIRP) for LTE Band 25 / 15M									
Modulation	RB		Channel	Result					Conclusion
	Size	Offset		S G.Level (dBm)	Cable loss	Gain (dBi)	PMeas E.I.R.P.(dBm)	Polarization Of Max. EIRP	
QPSK	1	0	Lowest	10.9	2.37	10.40	18.93	Horizontal	Pass
	1	0	Middle	11.14	2.39	10.42	19.17	Horizontal	Pass
	1	0	Highest	10.79	2.40	10.44	18.83	Horizontal	Pass
	1	0	Lowest	12.23	2.37	10.40	20.26	Vertical	Pass
	1	0	Middle	12.5	2.39	10.42	20.53	Vertical	Pass
	1	0	Highest	12.26	2.40	10.44	20.30	Vertical	Pass
16QAM	1	0	Lowest	10.62	2.37	10.40	18.65	Horizontal	Pass
	1	0	Middle	10.9	2.39	10.42	18.93	Horizontal	Pass
	1	0	Highest	10.67	2.40	10.44	18.71	Horizontal	Pass
	1	0	Lowest	12.09	2.37	10.40	20.12	Vertical	Pass
	1	0	Middle	12.24	2.39	10.42	20.27	Vertical	Pass
	1	0	Highest	12.07	2.40	10.44	20.11	Vertical	Pass
Limit	EIRP<2W=33dBm								

Radiated Power (EIRP) for LTE Band 25 / 20M									
Modulation	RB		Channel	Result					Conclusion
	Size	Offset		S G.Level (dBm)	Cable loss	Gain (dBi)	PMeas E.I.R.P.(dBm)	Polarization Of Max. EIRP	
QPSK	1	0	Lowest	10.97	2.37	10.40	19.00	Horizontal	Pass
	1	0	Middle	11.07	2.39	10.42	19.10	Horizontal	Pass
	1	0	Highest	11.04	2.40	10.44	19.08	Horizontal	Pass
	1	0	Lowest	12.45	2.37	10.40	20.48	Vertical	Pass
	1	0	Middle	12.49	2.39	10.42	20.52	Vertical	Pass
	1	0	Highest	12.35	2.40	10.44	20.39	Vertical	Pass
16QAM	1	0	Lowest	10.98	2.37	10.40	19.01	Horizontal	Pass
	1	0	Middle	10.85	2.39	10.42	18.88	Horizontal	Pass
	1	0	Highest	10.8	2.40	10.44	18.84	Horizontal	Pass
	1	0	Lowest	12.35	2.37	10.40	20.38	Vertical	Pass
	1	0	Middle	12.35	2.39	10.42	20.38	Vertical	Pass
	1	0	Highest	12.14	2.40	10.44	20.18	Vertical	Pass
Limit	EIRP<2W=33dBm								





Radiated Power (ERP) for LTE Band 26(Part 22) / 1.4M										
Modulation	RB		Channel	Result						Conclusion
	Size	Offset		S G.Level (dBm)	Cable loss	Gain (dBi)	correction factor(dB)	PMeas E.R.P(dBm)	Polarization Of Max. ERP	
QPSK	1	0	Lowest	13.62	2.35	10.13	2.15	19.25	Horizontal	Pass
	1	0	Middle	13.29	2.36	10.16	2.15	18.94	Horizontal	Pass
	1	0	Highest	13.78	2.37	10.22	2.15	19.48	Horizontal	Pass
	1	0	Lowest	15.1	2.35	10.13	2.15	20.73	Vertical	Pass
	1	0	Middle	14.78	2.36	10.16	2.15	20.43	Vertical	Pass
	1	0	Highest	15.21	2.37	10.22	2.15	20.91	Vertical	Pass
16QAM	1	0	Lowest	13.27	2.35	10.13	2.15	18.90	Horizontal	Pass
	1	0	Middle	13.21	2.36	10.16	2.15	18.86	Horizontal	Pass
	1	0	Highest	13.35	2.37	10.22	2.15	19.05	Horizontal	Pass
	1	0	Lowest	14.68	2.35	10.13	2.15	20.31	Vertical	Pass
	1	0	Middle	14.66	2.36	10.16	2.15	20.31	Vertical	Pass
	1	0	Highest	14.82	2.37	10.22	2.15	20.52	Vertical	Pass
Limit	ERP<7W=38.45dBm									

Radiated Power (ERP) for LTE Band 26(Part 22) / 3M										
Modulation	RB		Channel	Result						Conclusion
	Size	Offset		S G.Level (dBm)	Cable loss	Gain (dBi)	correction factor(dB)	PMeas E.R.P(dBm)	Polarization Of Max. ERP	
QPSK	1	0	Lowest	13.98	2.35	10.13	2.15	19.61	Horizontal	Pass
	1	0	Middle	13.97	2.36	10.16	2.15	19.62	Horizontal	Pass
	1	0	Highest	14.03	2.37	10.22	2.15	19.73	Horizontal	Pass
	1	0	Lowest	15.38	2.35	10.13	2.15	21.01	Vertical	Pass
	1	0	Middle	15.41	2.36	10.16	2.15	21.06	Vertical	Pass
	1	0	Highest	15.41	2.37	10.22	2.15	21.11	Vertical	Pass
16QAM	1	0	Lowest	13.68	2.35	10.13	2.15	19.31	Horizontal	Pass
	1	0	Middle	13.76	2.36	10.16	2.15	19.41	Horizontal	Pass
	1	0	Highest	13.78	2.37	10.22	2.15	19.48	Horizontal	Pass
	1	0	Lowest	15.08	2.35	10.13	2.15	20.71	Vertical	Pass
	1	0	Middle	15.18	2.36	10.16	2.15	20.83	Vertical	Pass
	1	0	Highest	15.21	2.37	10.22	2.15	20.91	Vertical	Pass
Limit	ERP<7W=38.45dBm									



Radiated Power (ERP) for LTE Band 26(Part 22) / 5M										
Modulation	RB		Channel	Result					Polarization Of Max. ERP	Conclusion
	Size	Offset		S G.Level (dBm)	Cable loss	Gain (dBi)	correction factor(dB)	PMeas E.R.P(dBm)		
QPSK	1	0	Lowest	13.8	2.35	10.13	2.15	19.43	Horizontal	Pass
	1	0	Middle	13.71	2.36	10.16	2.15	19.36	Horizontal	Pass
	1	0	Highest	13.49	2.37	10.22	2.15	19.19	Horizontal	Pass
	1	0	Lowest	15.14	2.35	10.13	2.15	20.77	Vertical	Pass
	1	0	Middle	15.06	2.36	10.16	2.15	20.71	Vertical	Pass
	1	0	Highest	14.98	2.37	10.22	2.15	20.68	Vertical	Pass
16QAM	1	0	Lowest	13.51	2.35	10.13	2.15	19.14	Horizontal	Pass
	1	0	Middle	13.36	2.36	10.16	2.15	19.01	Horizontal	Pass
	1	0	Highest	13.45	2.37	10.22	2.15	19.15	Horizontal	Pass
	1	0	Lowest	14.86	2.35	10.13	2.15	20.49	Vertical	Pass
	1	0	Middle	14.82	2.36	10.16	2.15	20.47	Vertical	Pass
	1	0	Highest	14.76	2.37	10.22	2.15	20.46	Vertical	Pass
Limit	ERP<7W=38.45dBm									

Radiated Power (ERP) for LTE Band 26(Part 22) / 10M										
Modulation	RB		Channel	Result					Polarization Of Max. ERP	Conclusion
	Size	Offset		S G.Level (dBm)	Cable loss	Gain (dBi)	correction factor(dB)	PMeas E.R.P(dBm)		
QPSK	1	0	Lowest	14.03	2.35	10.13	2.15	19.66	Horizontal	Pass
	1	0	Middle	13.95	2.36	10.16	2.15	19.60	Horizontal	Pass
	1	0	Highest	13.84	2.37	10.22	2.15	19.54	Horizontal	Pass
	1	0	Lowest	15.46	2.35	10.13	2.15	21.09	Vertical	Pass
	1	0	Middle	15.33	2.36	10.16	2.15	20.98	Vertical	Pass
	1	0	Highest	15.31	2.37	10.22	2.15	21.01	Vertical	Pass
16QAM	1	0	Lowest	13.69	2.35	10.13	2.15	19.32	Horizontal	Pass
	1	0	Middle	13.74	2.36	10.16	2.15	19.39	Horizontal	Pass
	1	0	Highest	13.58	2.37	10.22	2.15	19.28	Horizontal	Pass
	1	0	Lowest	15.17	2.35	10.13	2.15	20.80	Vertical	Pass
	1	0	Middle	15.2	2.36	10.16	2.15	20.85	Vertical	Pass
	1	0	Highest	14.97	2.37	10.22	2.15	20.67	Vertical	Pass
Limit	ERP<7W=38.45dBm									





Radiated Power (ERP) for LTE Band 26(Part 22) / 15M										
Modulation	RB		Channel	Result						Conclusion
	Size	Offset		S G.Level (dBm)	Cable loss	Gain (dBi)	correction factor(dB)	PMeas E.R.P(dBm)	Polarization Of Max. ERP	
QPSK	1	0	Lowest	14.22	2.35	10.13	2.15	19.85	Horizontal	Pass
	1	0	Middle	13.76	2.36	10.16	2.15	19.41	Horizontal	Pass
	1	0	Highest	14.22	2.37	10.22	2.15	19.92	Horizontal	Pass
	1	0	Lowest	15.63	2.35	10.13	2.15	21.26	Vertical	Pass
	1	0	Middle	15.24	2.36	10.16	2.15	20.89	Vertical	Pass
	1	0	Highest	15.59	2.37	10.22	2.15	21.29	Vertical	Pass
16QAM	1	0	Lowest	13.83	2.35	10.13	2.15	19.46	Horizontal	Pass
	1	0	Middle	13.75	2.36	10.16	2.15	19.40	Horizontal	Pass
	1	0	Highest	13.92	2.37	10.22	2.15	19.62	Horizontal	Pass
	1	0	Lowest	15.26	2.35	10.13	2.15	20.89	Vertical	Pass
	1	0	Middle	15.06	2.36	10.16	2.15	20.71	Vertical	Pass
	1	0	Highest	15.34	2.37	10.22	2.15	21.04	Vertical	Pass
Limit	ERP<7W=38.45dBm									





Radiated Power (ERP) for LTE Band 26(Part 90) / 1.4M										
Modulation	RB		Channel	Result						Conclusion
	Size	Offset		S G.Level (dBm)	Cable loss	Gain (dBi)	correction factor(dB)	PMeas E.R.P(dBm)	Polarization	
									Of Max. ERP	
QPSK	1	0	Lowest	13.91	2.35	10.13	2.15	19.54	Horizontal	Pass
	1	0	Middle	13.69	2.36	10.16	2.15	19.34	Horizontal	Pass
	1	0	Highest	13.72	2.37	10.22	2.15	19.42	Horizontal	Pass
	1	0	Lowest	15.39	2.35	10.13	2.15	21.02	Vertical	Pass
	1	0	Middle	15.17	2.36	10.16	2.15	20.82	Vertical	Pass
	1	0	Highest	15.13	2.37	10.22	2.15	20.83	Vertical	Pass
16QAM	1	0	Lowest	13.72	2.35	10.13	2.15	19.35	Horizontal	Pass
	1	0	Middle	13.52	2.36	10.16	2.15	19.17	Horizontal	Pass
	1	0	Highest	13.55	2.37	10.22	2.15	19.25	Horizontal	Pass
	1	0	Lowest	15.18	2.35	10.13	2.15	20.81	Vertical	Pass
	1	0	Middle	14.94	2.36	10.16	2.15	20.59	Vertical	Pass
	1	0	Highest	14.98	2.37	10.22	2.15	20.68	Vertical	Pass
Limit	ERP<100W=50dBm									

Radiated Power (ERP) for LTE Band 26(Part 90)/ 3M										
Modulation	RB		Channel	Result						Conclusion
	Size	Offset		S G.Level (dBm)	Cable loss	Gain (dBi)	correction factor(dB)	PMeas E.R.P(dBm)	Polarization	
									Of Max. ERP	
QPSK	1	0	Lowest	13.86	2.35	10.13	2.15	19.49	Horizontal	Pass
	1	0	Middle	14.07	2.36	10.16	2.15	19.72	Horizontal	Pass
	1	0	Highest	13.98	2.37	10.22	2.15	19.68	Horizontal	Pass
	1	0	Lowest	15.36	2.35	10.13	2.15	20.99	Vertical	Pass
	1	0	Middle	15.43	2.36	10.16	2.15	21.08	Vertical	Pass
	1	0	Highest	15.46	2.37	10.22	2.15	21.16	Vertical	Pass
16QAM	1	0	Lowest	13.84	2.35	10.13	2.15	19.47	Horizontal	Pass
	1	0	Middle	13.86	2.36	10.16	2.15	19.51	Horizontal	Pass
	1	0	Highest	13.95	2.37	10.22	2.15	19.65	Horizontal	Pass
	1	0	Lowest	15.25	2.35	10.13	2.15	20.88	Vertical	Pass
	1	0	Middle	15.33	2.36	10.16	2.15	20.98	Vertical	Pass
	1	0	Highest	15.34	2.37	10.22	2.15	21.04	Vertical	Pass
Limit	ERP<100W=50dBm									



Radiated Power (ERP) for LTE Band 26(Part 90)/ 5M										
Modulation	RB		Channel	Result						Conclusion
	Size	Offset		S G.Level (dBm)	Cable loss	Gain (dBi)	correction factor(dB)	PMeas E.R.P(dBm)	Polarization Of Max. ERP	
QPSK	1	0	Lowest	13.96	2.35	10.13	2.15	19.59	Horizontal	Pass
	1	0	Middle	13.72	2.36	10.16	2.15	19.37	Horizontal	Pass
	1	0	Highest	13.59	2.37	10.22	2.15	19.29	Horizontal	Pass
	1	0	Lowest	15.43	2.35	10.13	2.15	21.06	Vertical	Pass
	1	0	Middle	15.17	2.36	10.16	2.15	20.82	Vertical	Pass
	1	0	Highest	15.04	2.37	10.22	2.15	20.74	Vertical	Pass
16QAM	1	0	Lowest	13.92	2.35	10.13	2.15	19.55	Horizontal	Pass
	1	0	Middle	13.48	2.36	10.16	2.15	19.13	Horizontal	Pass
	1	0	Highest	13.48	2.37	10.22	2.15	19.18	Horizontal	Pass
	1	0	Lowest	15.24	2.35	10.13	2.15	20.87	Vertical	Pass
	1	0	Middle	14.89	2.36	10.16	2.15	20.54	Vertical	Pass
	1	0	Highest	14.82	2.37	10.22	2.15	20.52	Vertical	Pass
Limit	ERP<100W=50dBm									

Radiated Power (ERP) for LTE Band 26(Part 90)/ 10M										
Modulation	RB		Channel	Result						Conclusion
	Size	Offset		S G.Level (dBm)	Cable loss	Gain (dBi)	correction factor(dB)	PMeas E.R.P(dBm)	Polarization Of Max. ERP	
	1	0	Middle	14.42	2.36	10.16	2.15	20.07	Horizontal	Pass
	1	0	Middle	15.82	2.36	10.16	2.15	21.47	Vertical	Pass
	1	0	Middle	14.07	2.36	10.16	2.15	19.72	Horizontal	Pass
	1	0	Middle	15.49	2.36	10.16	2.15	21.14	Vertical	Pass
Limit	ERP<100W=50dBm									



Radiated Power (EIRP) for LTE Band 30 / 5M									
Modulation	RB		Channel	Result					Conclusion
	Size	Offset		S G.Level (dBm)	Cable loss	Gain (dBi)	PMeas E.I.R.P.(dBm)	Polarization Of Max. EIRP	
QPSK	1	0	Lowest	10.29	2.56	10.60	18.33	Horizontal	Pass
	1	0	Middle	10.43	2.67	10.65	18.41	Horizontal	Pass
	1	0	Highest	10.26	2.72	10.70	18.24	Horizontal	Pass
	1	0	Lowest	11.6	2.56	10.60	19.64	Vertical	Pass
	1	0	Middle	11.78	2.67	10.65	19.76	Vertical	Pass
	1	0	Highest	11.66	2.72	10.70	19.64	Vertical	Pass
16QAM	1	0	Lowest	9.98	2.56	10.60	18.02	Horizontal	Pass
	1	0	Middle	9.95	2.67	10.65	17.93	Horizontal	Pass
	1	0	Highest	10.1	2.72	10.70	18.08	Horizontal	Pass
	1	0	Lowest	11.31	2.56	10.60	19.35	Vertical	Pass
	1	0	Middle	11.42	2.67	10.65	19.40	Vertical	Pass
	1	0	Highest	11.45	2.72	10.70	19.43	Vertical	Pass
Limit	EIRP<250mW=23.97dBm								

Radiated Power (EIRP) for LTE Band 30 / 10M									
Modulation	RB		Channel	Result					Conclusion
	Size	Offset		S G.Level (dBm)	Cable loss	Gain (dBi)	PMeas E.I.R.P.(dBm)	Polarization Of Max. EIRP	
QPSK	1	0	Middle	10.41	2.67	10.65	18.39	Horizontal	Pass
	1	0	Middle	11.84	2.67	10.65	19.82	Vertical	Pass
16QAM	1	0	Middle	10.07	2.67	10.65	18.05	Horizontal	Pass
	1	0	Middle	11.56	2.67	10.65	19.54	Vertical	Pass
Limit	EIRP<250mW=23.97dBm								



Radiated Power (EIRP) for LTE Band41 / 5M									
Modulation	RB		Channel	Result					Conclusion
	Size	Offset		S G.Level (dBm)	Cable loss	Gain (dBi)	PMeas E.I.R.P.(dBm)	Polarization Of Max. EIRP	
QPSK	1	0	Lowest	9.2	2.56	10.60	17.24	Horizontal	Pass
	1	0	Middle	9.42	2.67	10.65	17.40	Horizontal	Pass
	1	0	Highest	9.09	2.72	10.70	17.07	Horizontal	Pass
	1	0	Lowest	10.53	2.56	10.60	18.57	Vertical	Pass
	1	0	Middle	10.73	2.67	10.65	18.71	Vertical	Pass
	1	0	Highest	10.52	2.72	10.70	18.50	Vertical	Pass
16QAM	1	0	Lowest	8.82	2.56	10.60	16.86	Horizontal	Pass
	1	0	Middle	8.97	2.67	10.65	16.95	Horizontal	Pass
	1	0	Highest	8.86	2.72	10.70	16.84	Horizontal	Pass
	1	0	Lowest	10.25	2.56	10.60	18.29	Vertical	Pass
	1	0	Middle	10.39	2.67	10.65	18.37	Vertical	Pass
	1	0	Highest	10.22	2.72	10.70	18.20	Vertical	Pass
Limit	EIRP<2W=33dBm								

Radiated Power (EIRP) for LTE Band 41 / 10M									
Modulation	RB		Channel	Result					Conclusion
	Size	Offset		S G.Level (dBm)	Cable loss	Gain (dBi)	PMeas E.I.R.P.(dBm)	Polarization Of Max. EIRP	
QPSK	1	0	Lowest	9.46	2.56	10.60	17.50	Horizontal	Pass
	1	0	Middle	9.53	2.67	10.65	17.51	Horizontal	Pass
	1	0	Highest	9.42	2.72	10.70	17.40	Horizontal	Pass
	1	0	Lowest	10.78	2.56	10.60	18.82	Vertical	Pass
	1	0	Middle	10.89	2.67	10.65	18.87	Vertical	Pass
	1	0	Highest	10.77	2.72	10.70	18.75	Vertical	Pass
16QAM	1	0	Lowest	9.13	2.56	10.60	17.17	Horizontal	Pass
	1	0	Middle	9.23	2.67	10.65	17.21	Horizontal	Pass
	1	0	Highest	9.18	2.72	10.70	17.16	Horizontal	Pass
	1	0	Lowest	10.48	2.56	10.60	18.52	Vertical	Pass
	1	0	Middle	10.6	2.67	10.65	18.58	Vertical	Pass
	1	0	Highest	10.53	2.72	10.70	18.51	Vertical	Pass
Limit	EIRP<2W=33dBm								



Radiated Power (EIRP) for LTE Band 41 / 15M									
Modulation	RB		Channel	Result					Conclusion
	Size	Offset		S G.Level (dBm)	Cable loss	Gain (dBi)	PMeas E.I.R.P.(dBm)	Polarization Of Max. EIRP	
QPSK	1	0	Lowest	9.68	2.56	10.60	17.72	Horizontal	Pass
	1	0	Middle	9.82	2.67	10.65	17.80	Horizontal	Pass
	1	0	Highest	9.75	2.72	10.70	17.73	Horizontal	Pass
	1	0	Lowest	11.06	2.56	10.60	19.10	Vertical	Pass
	1	0	Middle	11.16	2.67	10.65	19.14	Vertical	Pass
	1	0	Highest	11.15	2.72	10.70	19.13	Vertical	Pass
16QAM	1	0	Lowest	9.45	2.56	10.60	17.49	Horizontal	Pass
	1	0	Middle	9.58	2.67	10.65	17.56	Horizontal	Pass
	1	0	Highest	9.56	2.72	10.70	17.54	Horizontal	Pass
	1	0	Lowest	10.77	2.56	10.60	18.81	Vertical	Pass
	1	0	Middle	10.96	2.67	10.65	18.94	Vertical	Pass
	1	0	Highest	10.88	2.72	10.70	18.86	Vertical	Pass
Limit	EIRP<2W=33dBm								

Radiated Power (EIRP) for LTE Band 41 / 20M									
Modulation	RB		Channel	Result					Conclusion
	Size	Offset		S G.Level (dBm)	Cable loss	Gain (dBi)	PMeas E.I.R.P.(dBm)	Polarization Of Max. EIRP	
QPSK	1	0	Lowest	10.01	2.56	10.60	18.05	Horizontal	Pass
	1	0	Middle	9.98	2.67	10.65	17.96	Horizontal	Pass
	1	0	Highest	10.05	2.72	10.70	18.03	Horizontal	Pass
	1	0	Lowest	11.48	2.56	10.60	19.52	Vertical	Pass
	1	0	Middle	11.48	2.67	10.65	19.46	Vertical	Pass
	1	0	Highest	11.42	2.72	10.70	19.40	Vertical	Pass
16QAM	1	0	Lowest	9.57	2.56	10.60	17.61	Horizontal	Pass
	1	0	Middle	9.89	2.67	10.65	17.87	Horizontal	Pass
	1	0	Highest	9.68	2.72	10.70	17.66	Horizontal	Pass
	1	0	Lowest	11.03	2.56	10.60	19.07	Vertical	Pass
	1	0	Middle	11.29	2.67	10.65	19.27	Vertical	Pass
	1	0	Highest	11.07	2.72	10.70	19.05	Vertical	Pass
Limit	EIRP<2W=33dBm								

## 6. OCCUPIED BANDWIDTH

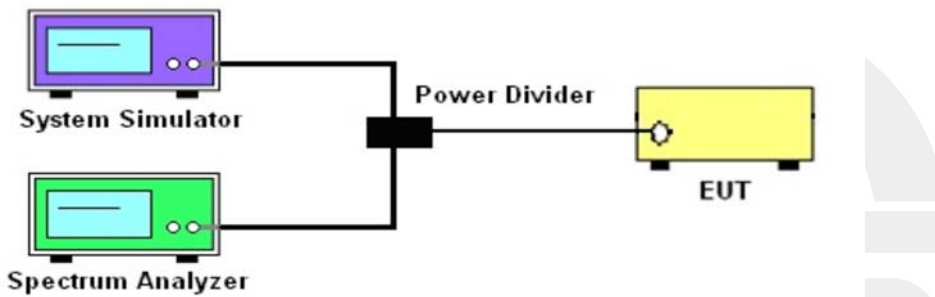
### 6.1 DESCRIPTION OF OCCUPIED BANDWIDTH MEASUREMENT

#### 6.1.1 MEASUREMENT METHOD

1.The occupied bandwidth is the width of a frequency band such that, below the lower and above the upper frequency limits, the mean powers emitted are each equal to a specified percentage 0.5% of the total mean transmitted power.

2.The 26 db emission bandwidth is defined as the frequency range between two points, one above and one below the carrier frequency, at which the spectral density of the emission is attenuated 26 db below the maximum in-band spectral density of the modulated signal. spectral density (power per unit bandwidth) is to be measured with a detector of resolution bandwidth equal to approximately 1.0% of the emission bandwidth.

#### 6.1.2 TEST SETUP



#### 6.1.3 TEST PROCEDURES

1. The testing follows FCC KDB 971168 D01 v03r01 Section 4.2 and 4.3.
2. The EUT was connected to spectrum and system simulator via a power divider.
3. Select lowest, middle, and highest channels for each band and different modulation.
4. Set the test probe and measure the Occupied Bandwidth of the spectrum analyzer.
5. Measure and record the Occupied Bandwidth from the Spectrum Analyzer.

	LTE					
LTE BW	1.4M	3M	5M	10M	15M	20M
Span	3MHz	6MHz	10MHz	20MHz	30MHz	40MHz
RBW	30kHz	30kHz	100kHz	100kHz	300kHz	300kHz
VBW	100kHz	100kHz	300kHz	300kHz	1000kHz	1000kHz
Detector	PK	PK	PK	PK	PK	PK
Trace	Max	Max	Max	Max	Max	Max
Sweep Count	Auto	Auto	Auto	Auto	Auto	Auto





6.1.4 MEASUREMENT RESULT

LTE Band 2 Bandwidth [MHz]							
BW [MHz]	Mode	Lowest		Middle		Highest	
		99% BW	26dB BW	99% BW	26dB BW	99% BW	26dB BW
1.4	QPSK	1.091	1.241	1.0945	1.25	1.102	1.241
1.4	16-QAM	1.093	1.245	1.093	1.248	1.0907	1.229
3	QPSK	2.683	2.938	2.685	2.939	2.686	2.933
3	16-QAM	2.68	2.953	2.6816	2.926	2.682	2.934
5	QPSK	4.504	4.951	4.497	4.956	4.528	4.988
5	16-QAM	4.4996	4.94	4.52	4.977	4.52	4.986
10	QPSK	8.926	9.616	8.937	9.711	8.948	9.666
10	16-QAM	8.93	9.602	8.936	9.637	8.941	9.628
15	QPSK	13.441	14.69	13.503	14.74	13.502	14.78
15	16-QAM	13.481	14.69	13.493	14.69	13.478	14.64
20	QPSK	17.873	19.19	17.978	19.63	17.895	19.25
20	16-QAM	17.917	19.37	17.946	19.51	17.895	19.34

LTE Band 4 Bandwidth [MHz]							
BW [MHz]	Mode	Lowest		Middle		Highest	
		99% BW	26dB BW	99% BW	26dB BW	99% BW	26dB BW
1.4	QPSK	1.0903	1.243	1.0946	1.247	1.104	1.236
1.4	16-QAM	1.091	1.24	1.094	1.248	1.088	1.229
3	QPSK	2.6871	2.932	2.684	2.932	2.6831	2.92
3	16-QAM	2.68	2.941	2.682	2.929	2.6793	2.927
5	QPSK	4.505	4.999	4.492	4.938	4.52	4.972
5	16-QAM	4.498	4.952	4.523	4.98	4.515	4.984
10	QPSK	8.925	9.605	8.933	9.644	8.948	9.676
10	16-QAM	8.938	9.555	8.93	9.614	8.943	9.64
15	QPSK	13.452	14.73	13.465	14.71	13.493	14.76
15	16-QAM	13.492	14.71	13.473	14.67	13.504	14.69
20	QPSK	17.897	19.24	17.891	19.41	17.934	19.25
20	16-QAM	17.94	19.37	17.886	19.31	17.925	19.39

LTE Band 5 Bandwidth [MHz]							
BW [MHz]	Mode	Lowest		Middle		Highest	
		99% BW	26dB BW	99% BW	26dB BW	99% BW	26dB BW
1.4	QPSK	1.0944	1.246	1.099	1.231	1.092	1.242
1.4	16-QAM	1.096	1.248	1.087	1.228	1.0931	1.24
3	QPSK	2.682	2.925	2.688	2.936	2.684	2.941
3	16-QAM	2.682	2.94	2.681	2.932	2.6797	2.934
5	QPSK	4.509	4.996	4.994	4.97	4.52	4.982
5	16-QAM	4.503	4.951	4.519	4.983	4.51	4.97
10	QPSK	8.933	9.643	8.94	9.631	8.939	9.705
10	16-QAM	8.938	9.584	8.933	9.587	8.925	9.704





LTE Band 7 Bandwidth [MHz]							
BW [MHz]	Mode	Lowest		Middle		Highest	
		99% BW	26dB BW	99% BW	26dB BW	99% BW	26dB BW
5	QPSK	4.507	4.987	4.497	4.987	4.5141	4.979
5	16-QAM	4.499	4.972	4.519	4.972	4.515	4.994
10	QPSK	8.939	9.664	8.941	9.685	8.931	9.67
10	16-QAM	8.935	9.598	8.936	9.615	8.936	9.557
15	QPSK	13.447	14.96	13.466	14.77	13.487	14.76
15	16-QAM	13.481	14.64	13.49	14.66	13.482	14.76
20	QPSK	17.885	19.26	17.945	19.43	17.916	19.22
20	16-QAM	17.946	19.3	17.91	19.42	17.909	19.33
LTE Band 12 Bandwidth [MHz]							
BW [MHz]	Mode	Lowest		Middle		Highest	
		99% BW	26dB BW	99% BW	26dB BW	99% BW	26dB BW
1.4	QPSK	1.094	1.25	1.1004	1.233	1.0929	1.247
1.4	16-QAM	1.095	1.25	1.088	1.226	1.093	1.245
3	QPSK	2.683	2.92	2.69	2.933	2.686	2.932
3	16-QAM	2.68	2.939	2.6812	2.938	2.682	2.944
5	QPSK	4.504	4.963	4.497	4.962	4.5198	5.006
5	16-QAM	4.496	4.95	4.53	4.978	4.518	4.979
10	QPSK	8.929	9.642	8.948	9.681	8.939	9.669
10	16-QAM	8.917	9.635	8.951	9.661	8.939	9.68
LTE Band 13 Bandwidth [MHz]							
BW [MHz]	Mode	Lowest		Middle		Highest	
		99% BW	26dB BW	99% BW	26dB BW	99% BW	26dB BW
5	QPSK	4.512	4.983	4.512	4.983	4.497	4.97
5	16-QAM	4.505	4.972	4.504	4.971	4.526	4.994
10	QPSK	-	-	8.935	9.709	-	-
10	16-QAM	-	-	8.925	9.533	-	-
LTE Band 25 Bandwidth [MHz]							
BW [MHz]	Mode	Lowest		Middle		Highest	
		99% BW	26dB BW	99% BW	26dB BW	99% BW	26dB BW
1.4	QPSK	1.0964	1.25	1.1029	1.238	1.094	1.241
1.4	16-QAM	1.091	1.235	1.0945	1.245	1.096	1.25
3	QPSK	2.689	2.932	2.685	2.938	2.684	2.933
3	16-QAM	2.68	2.958	2.681	2.925	2.678	2.926
5	QPSK	4.507	4.98	4.5004	4.963	4.514	4.963
5	16-QAM	4.521	4.989	4.522	4.994	4.497	4.977
10	QPSK	8.918	9.606	8.947	9.65	8.935	9.65
10	16-QAM	8.939	9.612	8.947	9.655	8.933	9.595
15	QPSK	13.449	14.66	13.5	14.82	13.473	14.74
15	16-QAM	13.477	14.74	13.514	14.64	13.497	14.66
20	QPSK	17.886	19.24	17.969	19.65	17.901	19.33
20	16-QAM	17.904	19.42	17.949	19.43	17.95	19.53



LTE Band 26(Part 22) Bandwidth [MHz]							
BW [MHz]	Mode	Lowest		Middle		Highest	
		99% BW	26dB BW	99% BW	26dB BW	99% BW	26dB BW
1.4	QPSK	1.094	1.248	1.1029	1.232	1.092	1.238
1.4	16-QAM	1.0885	1.229	1.0925	1.242	1.094	1.242
3	QPSK	2.6839	2.933	2.682	2.911	2.689	1.94
3	16-QAM	2.672	2.937	2.68	2.93	2.679	2.936
5	QPSK	4.498	4.961	4.52	4.998	4.505	4.977
5	16-QAM	4.5198	5.018	4.5	4.98	4.519	4.974
10	QPSK	8.9276	9.65	8.947	9.688	8.922	9.732
10	16-QAM	8.935	9.657	8.945	9.686	8.924	9.604
15	QPSK	13.436	14.69	13.498	14.79	13.493	14.73
15	16-QAM	13.462	14.68	13.504	14.71	13.48	14.7
LTE Band 26(Part 90) Bandwidth [MHz]							
BW [MHz]	Mode	Lowest		Middle		Highest	
		99% BW	26dB BW	99% BW	26dB BW	99% BW	26dB BW
1.4	QPSK	1.094	1.245	1.103	1.237	1.091	1.24
1.4	16-QAM	1.096	1.242	1.0883	1.229	1.092	1.244
3	QPSK	2.688	2.912	2.684	2.933	2.6837	2.923
3	16-QAM	2.681	2.937	2.682	2.929	2.68	2.942
5	QPSK	4.5038	4.975	4.496	4.958	4.522	4.977
5	16-QAM	4.519	4.983	4.5183	4.979	4.501	4.947
10	QPSK	-	-	8.943	9.671	-	-
10	16-QAM	-	-	8.928	9.543	-	-
LTE Band 30 Bandwidth [MHz]							
BW [MHz]	Mode	Lowest		Middle		Highest	
		99% BW	26dB BW	99% BW	26dB BW	99% BW	26dB BW
5	QPSK	4.498	4.956	4.491	4.97	4.5183	4.987
5	16-QAM	4.52	4.976	4.515	4.982	4.498	4.977
10	QPSK	N/A	N/A	8.929	9.684	N/A	N/A
10	16-QAM	N/A	N/A	8.924	9.557	N/A	N/A
LTE Band 41 Bandwidth [MHz]							
BW [MHz]	Mode	Lowest		Middle		Highest	
		99% BW	26dB BW	99% BW	26dB BW	99% BW	26dB BW
5	QPSK	4.495	4.969	4.502	4.973	4.506	4.91
5	16-QAM	4.513	4.975	4.506	5.055	4.494	4.955
10	QPSK	8.927	9.625	8.933	9.768	8.934	9.922
10	16-QAM	8.925	9.498	8.921	9.581	8.939	9.509
15	QPSK	13.469	14.78	13.453	15.68	13.497	15.75
15	16-QAM	13.507	15.45	13.489	14.9	13.482	15.35
20	QPSK	17.911	19.67	17.879	19.73	17.927	19.17
20	16-QAM	17.921	19.6	17.87	19.45	17.909	19.78

Note: Test chart See Appendix A



## 7. CONDUCTED BAND EDGE

### 7.1 DESCRIPTION OF CONDUCTED BAND EDGE MEASUREMENT

#### 7.1.1 MEASUREMENT METHOD

##### 1. §22.917(a)

For operations in the 824 – 849 MHz band, the FCC limit is  $43 + 10\log_{10}(P[\text{Watts}])$  dB below the transmitter power  $P(\text{Watts})$  in a 100kHz bandwidth. However, in the 1MHz bands immediately outside and adjacent to the licensee's frequency block, a resolution bandwidth of at least one percent of the emission bandwidth of the fundamental emission of the transmitter may be employed.

##### 2. §24.238 (a)

For operations in the 1850-1910 and 1930-1990 MHz band, the FCC limit is  $43 + 10\log_{10}(P[\text{Watts}])$  dB below the transmitter power  $P(\text{Watts})$  in a 1MHz bandwidth. However, in the 1 MHz bands immediately outside and adjacent to the frequency block a resolution bandwidth of at least one percent of the emission bandwidth of the fundamental emission of the transmitter may be employed

##### 3. §27.53 (h)

For operations in the 1710 – 1755 MHz band, the FCC limit is  $43 + 10\log_{10}(P[\text{Watts}])$  dB below the transmitter power  $P(\text{Watts})$  in a 1 MHz bandwidth. However, in the 1MHz bands immediately outside and adjacent to the licensee's frequency block, a resolution bandwidth of at least one percent of the emission bandwidth of the fundamental emission of the transmitter may be employed.

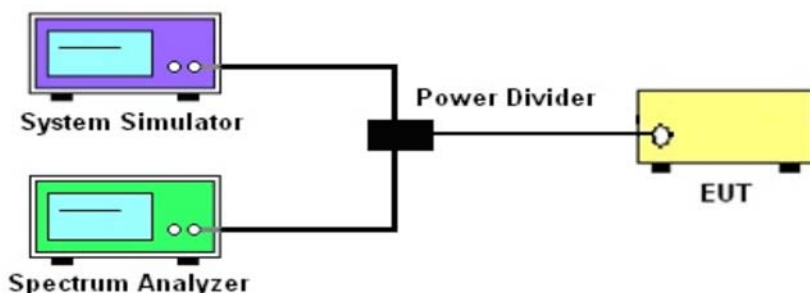
##### 4. §27.53(m)(4)

For operations in the 2500 MHz ~ 2570 MHz band this section, the attenuation factor shall be not less than  $40 + 10 \log (P)$  dB on all frequencies between the channel edge and 5 megahertz from the channel edge,  $43 + 10 \log (P)$  dB on all frequencies between 5 megahertz and X megahertz from the channel edge, and  $55 + 10 \log (P)$  dB on all frequencies more than X megahertz from the channel edge, where X is the greater of 6 megahertz or the actual emission bandwidth as defined in paragraph (m)(6) of this section. In addition, the attenuation factor shall not be less that  $43 + 10 \log (P)$  dB on all frequencies between 2490.5 MHz and 2496 MHz and  $55 + 10 \log (P)$  dB at or below 2490.5 MHz. Mobile Satellite Service licensees operating on frequencies below 2495 MHz may also submit a documented interference complaint against BRS licensees operating on channel BRS Channel 1 on the same terms and conditions as adjacent channel BRS or EBS licensees.

##### 5. §27.53 (g)

For operations in the 698 -746 MHz band, the FCC limit is  $43 + 10\log_{10}(P[\text{Watts}])$  dB below the transmitter power  $P(\text{Watts})$  in a 100 kHz bandwidth. However, in the 100 kilohertz bands immediately outside and adjacent to a licensee's frequency block, a resolution bandwidth of at least 30 kHz may be employed.

### 7.1.2 TEST SETUP



### 7.1.3 TEST PROCEDURES

1. The testing FCC KDB 971168 D01 v03r01 Section 6.0 and ANSI C63.26 2015 Section 5.7.
2. The EUT was connected to spectrum analyzer and system simulator via a power divider.
3. The band edges of low and high channels for the highest RF powers were measured. Set RBW  $\geq 1\%$  EBW in the 1MHz band immediately outside and adjacent to the band edge.
4. Set spectrum analyzer with RMS/AVG detector.
5. The RF fundamental frequency should be excluded against the limit line in the operating frequency band.
6. The limit line is derived from  $43 + 10\log(P)$  dB below the transmitter power P(Watts)  
 $= P(W) - [43 + 10\log(P)]$  (dB)  
 $= [30 + 10\log(P)]$  (dBm) -  $[43 + 10\log(P)]$  (dB)  
 $= -13$  dBm.

Band 7:  
 $= P(W) - [55 + 10\log(P)]$  (dB)  
 $= [30 + 10\log(P)]$  (dBm) -  $[55 + 10\log(P)]$  (dB)  
 $= -25$  dBm.

	LTE					
LTE BW	1.4M	3M	5M	10M	15M	20M
Span	12MHz	13MHz	15MHz	20MHz	25MHz	30MHz
RBW	30kHz	30kHz	100kHz	100kHz	300kHz	300kHz
VBW	100kHz	100kHz	300kHz	300kHz	1000kHz	1000kHz
Detector	RMS	RMS	RMS	RMS	RMS	RMS
Trace	Max	Max	Max	Max	Max	Max
Sweep Count	Auto	Auto	Auto	Auto	Auto	Auto

### 7.1.4 MEASUREMENT RESULT

Note: Test chart See Appendix B

## 8. CONDUCTED SPURIOUS EMISSION

### 8.1 DESCRIPTION OF CONDUCTED SPURIOUS EMISSION MEASUREMENT

#### 8.1.1 MEASUREMENT METHOD

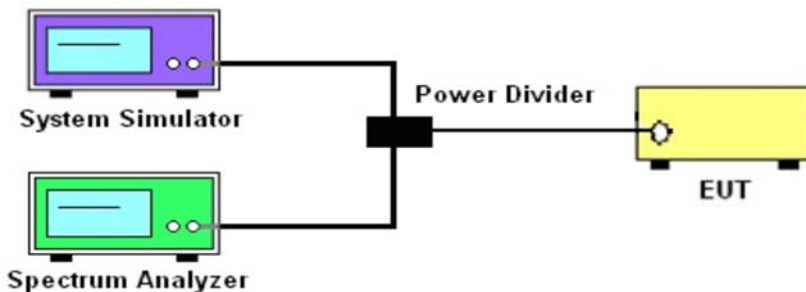
The power of any emission outside of the authorized operating frequency ranges must be lower than the transmitter power (P) by a factor of at least 43 + 10 log (P) dB.

For Band 7:

The power of any emission outside of the authorized operating frequency ranges must be lower than the transmitter power (P) by a factor of at least 55 + 10 log (P) dB.

It is measured by means of a calibrated spectrum analyzer and scanned from 30 MHz up to a frequency including its 10th harmonic.

#### 8.1.2 TEST SETUP



#### 8.1.3 TEST PROCEDURES

1. The testing FCC KDB 971168 D01 v03r01 Section 6.0 and ANSI C63.26 2015 Section 5.7.
2. The EUT was connected to spectrum analyzer and system simulator via a power divider.
3. The RF output of EUT was connected to the spectrum analyzer by RF cable and attenuator. The path loss was compensated to the results for each measurement
4. Make the measurement with the spectrum analyzer's RBW = 1MHz, VBW = 3MHz, taking the record of maximum spurious emission.
5. The RF fundamental frequency should be excluded against the limit line in the operating frequency band.
6. The limit line is derived from  $43 + 10\log(P)\text{dB}$  below the transmitter power P(Watts)  
 $= P(W) - [43 + 10\log(P)] \text{ (dB)} = [30 + 10\log(P)] \text{ (dBm)} - [43 + 10\log(P)] \text{ (dB)}$   
 $= -13\text{dBm}$ .

For Band 7:  $P(W) - [43 + 10\log(P)] \text{ (dB)} = -25\text{dBm}$

	LTE					
LTE BW	1.4M	3M	5M	10M	15M	20M
Span	Auto	Auto	Auto	Auto	Auto	Auto
RBW	1000kHz	1000kHz	1000kHz	1000kHz	1000kHz	1000kHz
VBW	3000kHz	3000kHz	3000kHz	3000kHz	3000kHz	3000kHz
Detector	PK	PK	PK	PK	PK	PK
Trace	Max	Max	Max	Max	Max	Max

#### 8.1.4 TEST RESULTS

Note: Test chart See Appendix C

## 9. RADIATED SPURIOUS EMISSION

### 9.1 DESCRIPTION OF RADIATED SPURIOUS EMISSION

#### 9.1.1 MEASUREMENT METHOD

The radiated spurious emission was measured by substitution method according to ANSI C63.26 2015. The power of any emission outside of the authorized operating frequency ranges must be attenuated below the transmitter power (P) by a factor of at least  $43 + 10 \log (P)$  dB.

For Band 7 The power of any emission outside of the authorized operating frequency ranges must be attenuated below the transmitter power (P) by a factor of at least  $55 + 10 \log (P)$  dB. The spectrum is scanned from 30 MHz up to a frequency including its 10th harmonic.

#### 9.1.2 TEST SETUP

The procedure of radiated spurious emissions is as follows:

a) Pre-calibration With pre-calibration method, the Radiated Spurious Emissions(RSE) is calculated as,  $RSE = Rx (dBuV) + CL (dB) + SA (dB) + Gain (dBi) - 107 (dBuV \text{ to } dBm)$  The SA is calibrated using following setup.

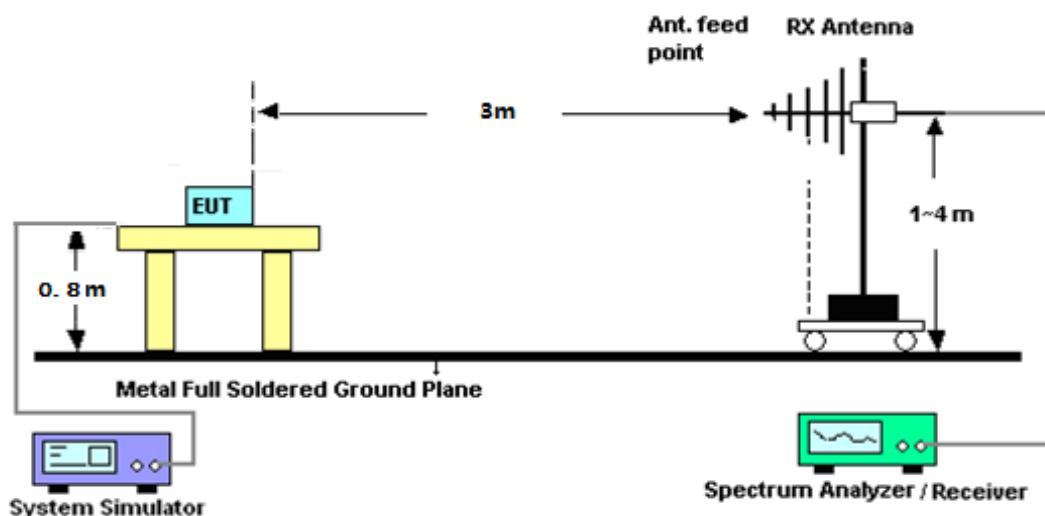
b) EUT was placed on 1.5 m non-conductive stand at a 3 m test distance from the receive antenna. A receiving antenna was placed on the antenna mast 3 m from the test item for emission measurements. The height of receiving antenna is 0.8m. The test setup refers to figure below. Detected emissions were maximized at each frequency by rotating the test item and adjusting the receiving antenna polarization. The radiated emission measurements of all non-harmonic and harmonics of the transmit frequency through the 10th harmonic measured with peak detector and 1MHz bandwidth.

Radiated emissions measurements were made only at the upper, middle, and lower carrier frequencies It was decided that measurements at these three carrier frequencies would be sufficient to demonstrate compliance with emissions limits because it was seen that all the significant spurs occur well outside the band and no radiation was seen from a carrier in one block of any band into any of the other blocks.

The substitution method is used. Substitution values at each frequency are measured before and saved to the test software. A "reference path loss" is established and the ARpl is the attenuation of "reference path loss", and including the gain of receive antenna, the gain of the preamplifier, the cable loss and the air loss. The measurement results are obtained as described below:

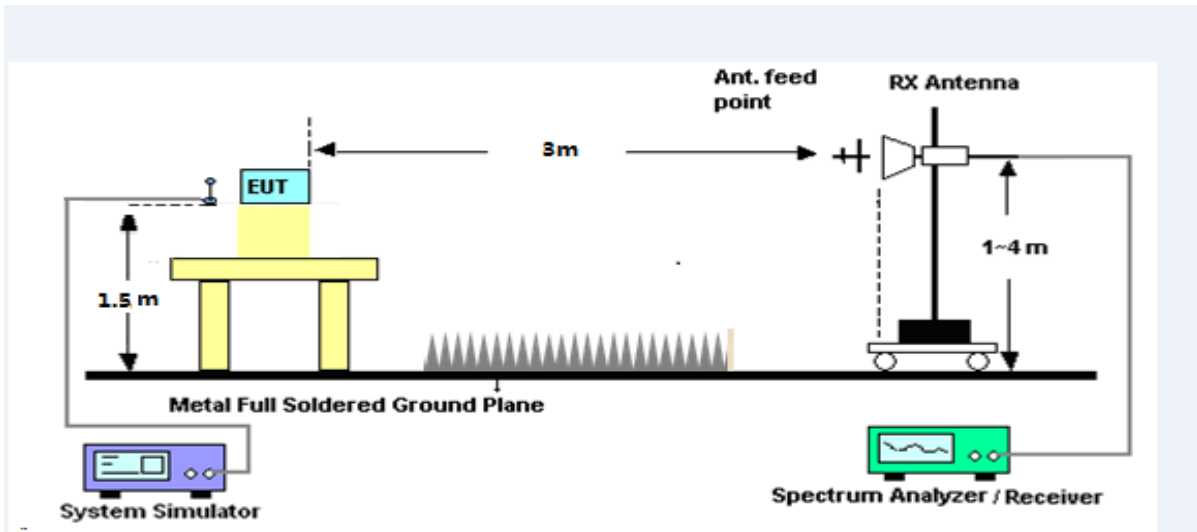
$$\text{Power} = \text{PMea} + \text{ARpl}$$

For radiated test from 30MHz to 1GHz





For radiated test from above 1GHz



### 9.1.3 TEST PROCEDURES

1. The testing FCC KDB 971168 D01 Section 7 and ANSI C63.26 2015 Section 5.5.
2. The EUT was placed on a rotatable wooden table with 1.5 meter above ground.
3. The EUT was set 3 meters from the receiving antenna, which was mounted on the antenna tower.
4. The table was rotated 360 degrees to determine the position of the highest spurious emission.
5. The height of the receiving antenna is varied between one meter and four meters to search the maximum spurious emission for both horizontal and vertical polarizations
6. Make the measurement with the spectrum analyzer's RBW = 1MHz, VBW = 3MHz, taking the record of maximum spurious emission.
7. A horn antenna was substituted in place of the EUT and was driven by a signal generator.
8. Tune the output power of signal generator to the same emission level with EUT maximum spurious emission.
9. Taking the record of output power at antenna port.
10. Repeat step 7 to step 8 for another polarization.
11. The RF fundamental frequency should be excluded against the limit line in the operating frequency band.

The limit line is derived from  $43 + 10\log(P)\text{dB}$  below the transmitter power  $P(\text{Watts})$   
 $= P(\text{W}) - [43 + 10\log(P)] (\text{dB})$   
 $= [30 + 10\log(P)] (\text{dBm}) - [43 + 10\log(P)] (\text{dB})$   
 $= -13\text{dBm}$

For Band 7:

The limit line is derived from  $55 + 10\log(P)\text{dB}$  below the transmitter power  $P(\text{Watts})$   
 $= [30 + 10\log(P)] (\text{dBm}) - [55 + 10\log(P)] (\text{dB})$   
 $= -25\text{dBm}$

$\text{EIRP (dBm)} = \text{S.G. Power} - \text{Tx Cable Loss} + \text{Tx Antenna Gain}$

$\text{ERP (dBm)} = \text{EIRP} - 2.15$



## 9.1.4 TEST RESULTS

LTE Band 2 / 1.4MHz / QPSK / RB Size 1 Offset 0/ The Worst Test Results for Lowest							
Frequency(MHz)	S G.Lev (dBm)	Ant(dBi)	Loss	PMea (dBm)	Limit (dBm)	Margin (dBm)	Polarity
3701.03	-34.74	12.60	12.93	-35.07	-13.00	-22.07	H
5552.02	-34.57	13.10	17.11	-38.58	-13.00	-25.58	H
7402.67	-32.29	11.50	22.20	-42.99	-13.00	-29.99	H
3701.03	-35.13	12.60	12.93	-35.46	-13.00	-22.46	V
5552.02	-35.04	13.10	17.11	-39.05	-13.00	-26.05	V
7402.67	-31.96	11.50	22.20	-42.66	-13.00	-29.66	V
LTE Band 2 / 1.4MHz / QPSK / RB Size 1 Offset 0/ The Worst Test Results for Middle							
Frequency(MHz)	S G.Lev (dBm)	Ant(dBi)	Loss	PMea (dBm)	Limit (dBm)	Margin (dBm)	Polarity
3760.07	-34.51	12.60	12.93	-34.84	-13.00	-21.84	H
5639.97	-34.88	13.10	17.11	-38.89	-13.00	-25.89	H
7520.14	-33.08	11.50	22.20	-43.78	-13.00	-30.78	H
3760.07	-35.46	12.60	12.93	-35.79	-13.00	-22.79	V
5639.97	-34.01	13.10	17.11	-38.02	-13.00	-25.02	V
7520.14	-32.09	11.50	22.20	-42.79	-13.00	-29.79	V
LTE Band 2 / 1.4MHz / QPSK / RB Size 1 Offset 0/ The Worst Test Results for Highest							
Frequency(MHz)	S G.Lev (dBm)	Ant(dBi)	Loss	PMea (dBm)	Limit (dBm)	Margin (dBm)	Polarity
3818.13	-34.43	12.60	12.93	-34.76	-13.00	-21.76	H
5727.83	-34.99	13.10	17.11	-39.00	-13.00	-26.00	H
7637.10	-33.05	11.50	22.20	-43.75	-13.00	-30.75	H
3818.13	-35.00	12.60	12.93	-35.33	-13.00	-22.33	V
5727.83	-35.07	13.10	17.11	-39.08	-13.00	-26.08	V
7637.10	-32.54	11.50	22.20	-43.24	-13.00	-30.24	V





LTE Band 2 / 3MHz / QPSK / RB Size 1 Offset 0/ The Worst Test Results for Lowest							
Frequency(MHz)	S G.Lev (dBm)	Ant(dBi)	Loss	PMea	Limit	Margin	Polarity
				(dBm)	(dBm)	(dBm)	
3703.07	-34.92	12.60	12.93	-35.25	-13.00	-22.25	H
5554.33	-34.14	13.10	17.11	-38.15	-13.00	-25.15	H
7406.52	-33.02	11.50	22.20	-43.72	-13.00	-30.72	H
3703.07	-35.84	12.60	12.93	-36.17	-13.00	-23.17	V
5554.33	-34.17	13.10	17.11	-38.18	-13.00	-25.18	V
7406.52	-32.35	11.50	22.20	-43.05	-13.00	-30.05	V
LTE Band 2 / 3MHz / QPSK / RB Size 1 Offset 0/ The Worst Test Results for Middle							
Frequency(MHz)	S G.Lev (dBm)	Ant(dBi)	Loss	PMea	Limit	Margin	Polarity
				(dBm)	(dBm)	(dBm)	
3760.06	-34.73	12.60	12.93	-35.06	-13.00	-22.06	H
5640.24	-35.31	13.10	17.11	-39.32	-13.00	-26.32	H
7519.88	-33.49	11.50	22.20	-44.19	-13.00	-31.19	H
3760.06	-34.72	12.60	12.93	-35.05	-13.00	-22.05	V
5640.24	-34.89	13.10	17.11	-38.90	-13.00	-25.90	V
7519.88	-31.81	11.50	22.20	-42.51	-13.00	-29.51	V
LTE Band 2 / 3MHz / QPSK / RB Size 1 Offset 0/ The Worst Test Results for Highest							
Frequency(MHz)	S G.Lev (dBm)	Ant(dBi)	Loss	PMea	Limit	Margin	Polarity
				(dBm)	(dBm)	(dBm)	
3816.50	-33.96	12.60	12.93	-34.29	-13.00	-21.29	H
5725.11	-34.31	13.10	17.11	-38.32	-13.00	-25.32	H
7633.44	-32.26	11.50	22.20	-42.96	-13.00	-29.96	H
3816.50	-35.71	12.60	12.93	-36.04	-13.00	-23.04	V
5725.11	-34.33	13.10	17.11	-38.34	-13.00	-25.34	V
7633.44	-32.82	11.50	22.20	-43.52	-13.00	-30.52	V



LTE Band 2 / 5MHz / QPSK / RB Size 1 Offset 0/ The Worst Test Results for Lowest							
Frequency(MHz)	S G.Lev (dBm)	Ant(dBi)	Loss	PMea	Limit	Margin	Polarity
				(dBm)	(dBm)	(dBm)	
3705.27	-33.81	12.60	12.93	-34.14	-13.00	-21.14	H
5557.91	-34.43	13.10	17.11	-38.44	-13.00	-25.44	H
7410.85	-32.34	11.50	22.20	-43.04	-13.00	-30.04	H
3705.27	-35.15	12.60	12.93	-35.48	-13.00	-22.48	V
5557.91	-34.51	13.10	17.11	-38.52	-13.00	-25.52	V
7410.85	-32.94	11.50	22.20	-43.64	-13.00	-30.64	V
LTE Band 2 / 5MHz / QPSK / RB Size 1 Offset 0/ The Worst Test Results for Middle							
Frequency(MHz)	S G.Lev (dBm)	Ant(dBi)	Loss	PMea	Limit	Margin	Polarity
				(dBm)	(dBm)	(dBm)	
3759.84	-34.93	12.60	12.93	-35.26	-13.00	-22.26	H
5640.21	-34.10	13.10	17.11	-38.11	-13.00	-25.11	H
7520.10	-33.47	11.50	22.20	-44.17	-13.00	-31.17	H
3759.84	-35.44	12.60	12.93	-35.77	-13.00	-22.77	V
5640.21	-35.16	13.10	17.11	-39.17	-13.00	-26.17	V
7520.10	-31.80	11.50	22.20	-42.50	-13.00	-29.50	V
LTE Band 2 / 5MHz / QPSK / RB Size 1 Offset 0/ The Worst Test Results for Highest							
Frequency(MHz)	S G.Lev (dBm)	Ant(dBi)	Loss	PMea	Limit	Margin	Polarity
				(dBm)	(dBm)	(dBm)	
3814.03	-34.38	12.60	12.93	-34.71	-13.00	-21.71	H
5721.17	-34.25	13.10	17.11	-38.26	-13.00	-25.26	H
7628.38	-33.20	11.50	22.20	-43.90	-13.00	-30.90	H
3814.03	-35.89	12.60	12.93	-36.22	-13.00	-23.22	V
5721.17	-33.89	13.10	17.11	-37.90	-13.00	-24.90	V
7628.38	-32.72	11.50	22.20	-43.42	-13.00	-30.42	V



LTE Band 2 / 10MHz / QPSK / RB Size 1 Offset 0/ The Worst Test Results for Lowest							
Frequency(MHz)	S G.Lev (dBm)	Ant(dBi)	Loss	PMea	Limit	Margin	Polarity
				(dBm)	(dBm)	(dBm)	
3710.40	-34.05	12.60	12.93	-34.38	-13.00	-21.38	H
5565.84	-34.30	13.10	17.11	-38.31	-13.00	-25.31	H
7420.77	-32.90	11.50	22.20	-43.60	-13.00	-30.60	H
3710.40	-36.00	12.60	12.93	-36.33	-13.00	-23.33	V
5565.84	-34.15	13.10	17.11	-38.16	-13.00	-25.16	V
7420.77	-32.06	11.50	22.20	-42.76	-13.00	-29.76	V
LTE Band 2 / 10MHz / QPSK / RB Size 1 Offset 0/ The Worst Test Results for Middle							
Frequency(MHz)	S G.Lev (dBm)	Ant(dBi)	Loss	PMea	Limit	Margin	Polarity
				(dBm)	(dBm)	(dBm)	
3760.25	-34.10	12.60	12.93	-34.43	-13.00	-21.43	H
5639.83	-35.47	13.10	17.11	-39.48	-13.00	-26.48	H
7519.91	-32.21	11.50	22.20	-42.91	-13.00	-29.91	H
3760.25	-34.71	12.60	12.93	-35.04	-13.00	-22.04	V
5639.83	-34.07	13.10	17.11	-38.08	-13.00	-25.08	V
7519.91	-32.24	11.50	22.20	-42.94	-13.00	-29.94	V
LTE Band 2 / 10MHz / QPSK / RB Size 1 Offset 0/ The Worst Test Results for Highest							
Frequency(MHz)	S G.Lev (dBm)	Ant(dBi)	Loss	PMea	Limit	Margin	Polarity
				(dBm)	(dBm)	(dBm)	
3809.21	-34.40	12.60	12.93	-34.73	-13.00	-21.73	H
5713.72	-34.08	13.10	17.11	-38.09	-13.00	-25.09	H
7618.04	-32.74	11.50	22.20	-43.44	-13.00	-30.44	H
3809.21	-34.93	12.60	12.93	-35.26	-13.00	-22.26	V
5713.72	-34.92	13.10	17.11	-38.93	-13.00	-25.93	V
7618.04	-32.81	11.50	22.20	-43.51	-13.00	-30.51	V



LTE Band 2 / 15MHz / QPSK / RB Size 1 Offset 0/ The Worst Test Results for Lowest							
Frequency(MHz)	S G.Lev (dBm)	Ant(dBi)	Loss	PMea	Limit	Margin	Polarity
				(dBm)	(dBm)	(dBm)	
3716.06	-33.76	12.60	12.93	-34.09	-13.00	-21.09	H
5574.30	-34.63	13.10	17.11	-38.64	-13.00	-25.64	H
7618.57	-32.45	11.50	22.20	-43.15	-13.00	-30.15	H
3716.06	-34.73	12.60	12.93	-35.06	-13.00	-22.06	V
5574.30	-34.80	13.10	17.11	-38.81	-13.00	-25.81	V
7618.57	-32.79	11.50	22.20	-43.49	-13.00	-30.49	V
LTE Band 2 / 15MHz / QPSK / RB Size 1 Offset 0/ The Worst Test Results for Middle							
Frequency(MHz)	S G.Lev (dBm)	Ant(dBi)	Loss	PMea	Limit	Margin	Polarity
				(dBm)	(dBm)	(dBm)	
3760.13	-33.66	12.60	12.93	-33.99	-13.00	-20.99	H
5639.99	-35.28	13.10	17.11	-39.29	-13.00	-26.29	H
7520.01	-32.71	11.50	22.20	-43.41	-13.00	-30.41	H
3760.13	-35.74	12.60	12.93	-36.07	-13.00	-23.07	V
5639.99	-34.16	13.10	17.11	-38.17	-13.00	-25.17	V
7520.01	-31.95	11.50	22.20	-42.65	-13.00	-29.65	V
LTE Band 2 / 15MHz / QPSK / RB Size 1 Offset 0/ The Worst Test Results for Highest							
Frequency(MHz)	S G.Lev (dBm)	Ant(dBi)	Loss	PMea	Limit	Margin	Polarity
				(dBm)	(dBm)	(dBm)	
3803.56	-33.67	12.60	12.93	-34.00	-13.00	-21.00	H
5705.25	-34.50	13.10	17.11	-38.51	-13.00	-25.51	H
7607.39	-32.36	11.50	22.20	-43.06	-13.00	-30.06	H
3803.56	-35.16	12.60	12.93	-35.49	-13.00	-22.49	V
5705.25	-34.03	13.10	17.11	-38.04	-13.00	-25.04	V
7607.39	-33.11	11.50	22.20	-43.81	-13.00	-30.81	V



LTE Band 2 / 20MHz / QPSK / RB Size 1 Offset 0/ The Worst Test Results for Lowest							
Frequency(MHz)	S G.Lev (dBm)	Ant(dBi)	Loss	PMea	Limit	Margin	Polarity
				(dBm)	(dBm)	(dBm)	
3721.39	-33.65	12.60	12.93	-33.98	-13.00	-20.98	H
5581.19	-34.90	13.10	17.11	-38.91	-13.00	-25.91	H
7442.07	-33.51	11.50	22.20	-44.21	-13.00	-31.21	H
3721.39	-35.78	12.60	12.93	-36.11	-13.00	-23.11	V
5581.19	-33.90	13.10	17.11	-37.91	-13.00	-24.91	V
7442.07	-31.96	11.50	22.20	-42.66	-13.00	-29.66	V
LTE Band 2 / 20MHz / QPSK / RB Size 1 Offset 0/ The Worst Test Results for Middle							
Frequency(MHz)	S G.Lev (dBm)	Ant(dBi)	Loss	PMea	Limit	Margin	Polarity
				(dBm)	(dBm)	(dBm)	
3759.87	-34.08	12.60	12.93	-34.41	-13.00	-21.41	H
5639.92	-35.20	13.10	17.11	-39.21	-13.00	-26.21	H
7520.07	-33.65	11.50	22.20	-44.35	-13.00	-31.35	H
3759.87	-35.84	12.60	12.93	-36.17	-13.00	-23.17	V
5639.92	-34.96	13.10	17.11	-38.97	-13.00	-25.97	V
7520.07	-32.60	11.50	22.20	-43.30	-13.00	-30.30	V
LTE Band 2 / 20MHz / QPSK / RB Size 1 Offset 0/ The Worst Test Results for Highest							
Frequency(MHz)	S G.Lev (dBm)	Ant(dBi)	Loss	PMea	Limit	Margin	Polarity
				(dBm)	(dBm)	(dBm)	
3798.44	-34.86	12.60	12.93	-35.19	-13.00	-22.19	H
5697.47	-34.85	13.10	17.11	-38.86	-13.00	-25.86	H
7597.21	-32.46	11.50	22.20	-43.16	-13.00	-30.16	H
3798.44	-35.21	12.60	12.93	-35.54	-13.00	-22.54	V
5697.47	-34.92	13.10	17.11	-38.93	-13.00	-25.93	V
7597.21	-32.78	11.50	22.20	-43.48	-13.00	-30.48	V



LTE Band 4 / 1.4MHz / QPSK / RB Size 1 Offset 0/ The Worst Test Results for Lowest							
Frequency(MHz)	S G.Lev (dBm)	Ant(dBi)	Loss	PMea	Limit	Margin	Polarity
				(dBm)	(dBm)	(dBm)	
3421.18	-33.87	12.90	12.56	-33.53	-13.00	-20.53	H
5131.85	-34.92	13.10	16.32	-38.14	-13.00	-25.14	H
6842.71	-32.88	12.33	21.13	-41.68	-13.00	-28.68	H
3421.18	-36.02	12.90	12.56	-35.68	-13.00	-22.68	V
5131.85	-34.87	13.10	16.32	-38.09	-13.00	-25.09	V
6842.71	-31.85	12.33	21.13	-40.65	-13.00	-27.65	V
LTE Band 4 / 1.4MHz / QPSK / RB Size 1 Offset 0/ The Worst Test Results for Middle							
Frequency(MHz)	S G.Lev (dBm)	Ant(dBi)	Loss	PMea	Limit	Margin	Polarity
				(dBm)	(dBm)	(dBm)	
3465.15	-34.52	12.90	12.56	-34.18	-13.00	-21.18	H
5197.01	-34.77	13.10	16.32	-37.99	-13.00	-24.99	H
6930.02	-32.80	12.33	21.13	-41.60	-13.00	-28.60	H
3465.15	-34.96	12.90	12.56	-34.62	-13.00	-21.62	V
5197.01	-35.07	13.10	16.32	-38.29	-13.00	-25.29	V
6930.02	-32.12	12.33	21.13	-40.92	-13.00	-27.92	V
LTE Band 4 / 1.4MHz / QPSK / RB Size 1 Offset 0/ The Worst Test Results for Highest							
Frequency(MHz)	S G.Lev (dBm)	Ant(dBi)	Loss	PMea	Limit	Margin	Polarity
				(dBm)	(dBm)	(dBm)	
3508.45	-33.45	12.90	12.56	-33.11	-13.00	-20.11	H
5262.42	-34.10	13.10	16.32	-37.32	-13.00	-24.32	H
7015.88	-33.10	12.33	21.13	-41.90	-13.00	-28.90	H
3508.45	-35.61	12.90	12.56	-35.27	-13.00	-22.27	V
5262.42	-33.83	13.10	16.32	-37.05	-13.00	-24.05	V
7015.88	-32.26	12.33	21.13	-41.06	-13.00	-28.06	V



LTE Band 4 / 3MHz / QPSK / RB Size 1 Offset 0/ The Worst Test Results for Lowest							
Frequency(MHz)	S G.Lev (dBm)	Ant(dBi)	Loss	PMea	Limit	Margin	Polarity
				(dBm)	(dBm)	(dBm)	
3424.01	-34.75	12.90	12.56	-34.41	-13.00	-21.41	H
5136.21	-35.15	13.10	16.32	-38.37	-13.00	-25.37	H
6848.77	-33.65	12.33	21.13	-42.45	-13.00	-29.45	H
3424.01	-35.67	12.90	12.56	-35.33	-13.00	-22.33	V
5136.21	-34.77	13.10	16.32	-37.99	-13.00	-24.99	V
6848.77	-32.57	12.33	21.13	-41.37	-13.00	-28.37	V
LTE Band 4 / 3MHz / QPSK / RB Size 1 Offset 0/ The Worst Test Results for Middle							
Frequency(MHz)	S G.Lev (dBm)	Ant(dBi)	Loss	PMea	Limit	Margin	Polarity
				(dBm)	(dBm)	(dBm)	
3465.25	-34.83	12.90	12.56	-34.49	-13.00	-21.49	H
5197.05	-35.45	13.10	16.32	-38.67	-13.00	-25.67	H
6929.86	-32.15	12.33	21.13	-40.95	-13.00	-27.95	H
3465.25	-36.00	12.90	12.56	-35.66	-13.00	-22.66	V
5197.05	-33.95	13.10	16.32	-37.17	-13.00	-24.17	V
6929.86	-32.41	12.33	21.13	-41.21	-13.00	-28.21	V
LTE Band 4 / 3MHz / QPSK / RB Size 1 Offset 0/ The Worst Test Results for Highest							
Frequency(MHz)	S G.Lev (dBm)	Ant(dBi)	Loss	PMea	Limit	Margin	Polarity
				(dBm)	(dBm)	(dBm)	
3506.47	-33.46	12.90	12.56	-33.12	-13.00	-20.12	H
5262.14	-35.41	13.10	16.32	-38.63	-13.00	-25.63	H
7013.19	-33.04	12.33	21.13	-41.84	-13.00	-28.84	H
3506.47	-34.70	12.90	12.56	-34.36	-13.00	-21.36	V
5262.14	-34.71	13.10	16.32	-37.93	-13.00	-24.93	V
7013.19	-32.46	12.33	21.13	-41.26	-13.00	-28.26	V





LTE Band 4 / 5MHz / QPSK / RB Size 1 Offset 0/ The Worst Test Results for Lowest							
Frequency(MHz)	S G.Lev (dBm)	Ant(dBi)	Loss	PMea	Limit	Margin	Polarity
				(dBm)	(dBm)	(dBm)	
3425.28	-33.78	12.90	12.56	-33.44	-13.00	-20.44	H
5137.48	-35.40	13.10	16.32	-38.62	-13.00	-25.62	H
6850.24	-32.78	12.33	21.13	-41.58	-13.00	-28.58	H
3425.28	-35.24	12.90	12.56	-34.90	-13.00	-21.90	V
5137.48	-33.94	13.10	16.32	-37.16	-13.00	-24.16	V
6850.24	-31.71	12.33	21.13	-40.51	-13.00	-27.51	V
LTE Band 4 / 5MHz / QPSK / RB Size 1 Offset 0/ The Worst Test Results for Middle							
Frequency(MHz)	S G.Lev (dBm)	Ant(dBi)	Loss	PMea	Limit	Margin	Polarity
				(dBm)	(dBm)	(dBm)	
3464.77	-34.15	12.90	12.56	-33.81	-13.00	-20.81	H
5196.83	-34.77	13.10	16.32	-37.99	-13.00	-24.99	H
6930.18	-33.07	12.33	21.13	-41.87	-13.00	-28.87	H
3464.77	-35.82	12.90	12.56	-35.48	-13.00	-22.48	V
5196.83	-34.31	13.10	16.32	-37.53	-13.00	-24.53	V
6930.18	-32.79	12.33	21.13	-41.59	-13.00	-28.59	V
LTE Band 4 / 5MHz / QPSK / RB Size 1 Offset 0/ The Worst Test Results for Highest							
Frequency(MHz)	S G.Lev (dBm)	Ant(dBi)	Loss	PMea	Limit	Margin	Polarity
				(dBm)	(dBm)	(dBm)	
3505.56	-34.50	12.90	12.56	-34.16	-13.00	-21.16	H
5257.49	-34.65	13.10	16.32	-37.87	-13.00	-24.87	H
7009.99	-32.88	12.33	21.13	-41.68	-13.00	-28.68	H
3505.56	-35.83	12.90	12.56	-35.49	-13.00	-22.49	V
5257.49	-34.18	13.10	16.32	-37.40	-13.00	-24.40	V
7009.99	-33.08	12.33	21.13	-41.88	-13.00	-28.88	V





LTE Band 4 / 10MHz / QPSK / RB Size 1 Offset 0/ The Worst Test Results for Lowest							
Frequency(MHz)	S G.Lev (dBm)	Ant(dBi)	Loss	PMea	Limit	Margin	Polarity
				(dBm)	(dBm)	(dBm)	
3430.03	-34.67	12.90	12.56	-34.33	-13.00	-21.33	H
5145.64	-35.37	13.10	16.32	-38.59	-13.00	-25.59	H
6860.84	-33.51	12.33	21.13	-42.31	-13.00	-29.31	H
3430.03	-35.35	12.90	12.56	-35.01	-13.00	-22.01	V
5145.64	-33.81	13.10	16.32	-37.03	-13.00	-24.03	V
6860.84	-32.20	12.33	21.13	-41.00	-13.00	-28.00	V
LTE Band 4 / 10MHz / QPSK / RB Size 1 Offset 0/ The Worst Test Results for Middle							
Frequency(MHz)	S G.Lev (dBm)	Ant(dBi)	Loss	PMea	Limit	Margin	Polarity
				(dBm)	(dBm)	(dBm)	
3465.23	-33.75	12.90	12.56	-33.41	-13.00	-20.41	H
5197.04	-34.41	13.10	16.32	-37.63	-13.00	-24.63	H
6929.94	-33.15	12.33	21.13	-41.95	-13.00	-28.95	H
3465.23	-35.71	12.90	12.56	-35.37	-13.00	-22.37	V
5197.04	-35.25	13.10	16.32	-38.47	-13.00	-25.47	V
6929.94	-32.69	12.33	21.13	-41.49	-13.00	-28.49	V
LTE Band 4 / 10MHz / QPSK / RB Size 1 Offset 0/ The Worst Test Results for Highest							
Frequency(MHz)	S G.Lev (dBm)	Ant(dBi)	Loss	PMea	Limit	Margin	Polarity
				(dBm)	(dBm)	(dBm)	
3500.46	-34.13	12.90	12.56	-33.79	-13.00	-20.79	H
5250.04	-35.25	13.10	16.32	-38.47	-13.00	-25.47	H
6999.85	-33.17	12.33	21.13	-41.97	-13.00	-28.97	H
3500.46	-35.04	12.90	12.56	-34.70	-13.00	-21.70	V
5250.04	-33.81	13.10	16.32	-37.03	-13.00	-24.03	V
6999.85	-32.35	12.33	21.13	-41.15	-13.00	-28.15	V



LTE Band 4 / 15MHz / QPSK / RB Size 1 Offset 0/ The Worst Test Results for Lowest							
Frequency(MHz)	S G.Lev (dBm)	Ant(dBi)	Loss	PMea	Limit	Margin	Polarity
				(dBm)	(dBm)	(dBm)	
3435.35	-34.41	12.90	12.56	-34.07	-13.00	-21.07	H
5152.52	-35.08	13.10	16.32	-38.30	-13.00	-25.30	H
6870.49	-32.21	12.33	21.13	-41.01	-13.00	-28.01	H
3435.35	-35.82	12.90	12.56	-35.48	-13.00	-22.48	V
5152.52	-34.51	13.10	16.32	-37.73	-13.00	-24.73	V
6870.49	-33.12	12.33	21.13	-41.92	-13.00	-28.92	V
LTE Band 4 / 15MHz / QPSK / RB Size 1 Offset 0/ The Worst Test Results for Middle							
Frequency(MHz)	S G.Lev (dBm)	Ant(dBi)	Loss	PMea	Limit	Margin	Polarity
				(dBm)	(dBm)	(dBm)	
3464.83	-34.65	12.90	12.56	-34.31	-13.00	-21.31	H
5197.02	-34.59	13.10	16.32	-37.81	-13.00	-24.81	H
6929.98	-33.33	12.33	21.13	-42.13	-13.00	-29.13	H
3464.83	-34.69	12.90	12.56	-34.35	-13.00	-21.35	V
5197.02	-33.77	13.10	16.32	-36.99	-13.00	-23.99	V
6929.98	-32.11	12.33	21.13	-40.91	-13.00	-27.91	V
LTE Band 4 / 15MHz / QPSK / RB Size 1 Offset 0/ The Worst Test Results for Highest							
Frequency(MHz)	S G.Lev (dBm)	Ant(dBi)	Loss	PMea	Limit	Margin	Polarity
				(dBm)	(dBm)	(dBm)	
3495.61	-34.41	12.90	12.56	-34.07	-13.00	-21.07	H
5242.16	-35.48	13.10	16.32	-38.70	-13.00	-25.70	H
6990.69	-32.15	12.33	21.13	-40.95	-13.00	-27.95	H
3495.61	-34.84	12.90	12.56	-34.50	-13.00	-21.50	V
5242.16	-34.15	13.10	16.32	-37.37	-13.00	-24.37	V
6990.69	-33.04	12.33	21.13	-41.84	-13.00	-28.84	V



LTE Band 4 / 20MHz / QPSK / RB Size 1 Offset 0/ The Worst Test Results for Lowest							
Frequency(MHz)	S G.Lev (dBm)	Ant(dBi)	Loss	PMea	Limit	Margin	Polarity
				(dBm)	(dBm)	(dBm)	
3440.06	-34.59	12.90	12.56	-34.25	-13.00	-21.25	H
5160.59	-34.82	13.10	16.32	-38.04	-13.00	-25.04	H
6880.70	-33.30	12.33	21.13	-42.10	-13.00	-29.10	H
3440.06	-34.85	12.90	12.56	-34.51	-13.00	-21.51	V
5160.59	-34.53	13.10	16.32	-37.75	-13.00	-24.75	V
6880.70	-32.38	12.33	21.13	-41.18	-13.00	-28.18	V
LTE Band 4 / 20MHz / QPSK / RB Size 1 Offset 0/ The Worst Test Results for Middle							
Frequency(MHz)	S G.Lev (dBm)	Ant(dBi)	Loss	PMea	Limit	Margin	Polarity
				(dBm)	(dBm)	(dBm)	
3464.92	-34.62	12.90	12.56	-34.28	-13.00	-21.28	H
5196.84	-35.00	13.10	16.32	-38.22	-13.00	-25.22	H
6929.96	-33.55	12.33	21.13	-42.35	-13.00	-29.35	H
3464.92	-34.97	12.90	12.56	-34.63	-13.00	-21.63	V
5196.84	-34.52	13.10	16.32	-37.74	-13.00	-24.74	V
6929.96	-32.78	12.33	21.13	-41.58	-13.00	-28.58	V
LTE Band 4 / 20MHz / QPSK / RB Size 1 Offset 0/ The Worst Test Results for Highest							
Frequency(MHz)	S G.Lev (dBm)	Ant(dBi)	Loss	PMea	Limit	Margin	Polarity
				(dBm)	(dBm)	(dBm)	
3490.58	-33.60	12.90	12.56	-33.26	-13.00	-20.26	H
5235.01	-34.68	13.10	16.32	-37.90	-13.00	-24.90	H
6980.26	-33.45	12.33	21.13	-42.25	-13.00	-29.25	H
3490.58	-35.11	12.90	12.56	-34.77	-13.00	-21.77	V
5235.01	-34.20	13.10	16.32	-37.42	-13.00	-24.42	V
6980.26	-32.61	12.33	21.13	-41.41	-13.00	-28.41	V



LTE Band 5 / 1.4MHz / QPSK / RB Size 1 Offset 0/ The Worst Test Results for Lowest							
Frequency(MHz)	S G.Lev (dBm)	Ant(dBi)	Loss	PMea	Limit	Margin	Polarity
				(dBm)	(dBm)	(dBm)	
1649.38	-33.95	9.56	9.72	-34.11	-13.00	-21.11	H
2473.71	-35.29	10.50	10.86	-35.65	-13.00	-22.65	H
3298.45	-33.52	12.78	11.57	-32.31	-13.00	-19.31	H
1649.38	-35.70	9.56	9.72	-35.86	-13.00	-22.86	V
2473.71	-34.39	10.50	10.86	-34.75	-13.00	-21.75	V
3298.45	-32.59	12.78	11.57	-31.38	-13.00	-18.38	V
LTE Band 5 / 1.4MHz / QPSK / RB Size 1 Offset 0/ The Worst Test Results for Middle							
Frequency(MHz)	S G.Lev (dBm)	Ant(dBi)	Loss	PMea	Limit	Margin	Polarity
				(dBm)	(dBm)	(dBm)	
1672.97	-34.51	9.56	9.72	-34.67	-13.00	-21.67	H
2509.34	-35.35	10.50	10.86	-35.71	-13.00	-22.71	H
3345.75	-32.45	12.78	11.57	-31.24	-13.00	-18.24	H
1672.97	-35.98	9.56	9.72	-36.14	-13.00	-23.14	V
2509.34	-34.89	10.50	10.86	-35.25	-13.00	-22.25	V
3345.75	-32.26	12.78	11.57	-31.05	-13.00	-18.05	V
LTE Band 5 / 1.4MHz / QPSK / RB Size 1 Offset 0/ The Worst Test Results for Highest							
Frequency(MHz)	S G.Lev (dBm)	Ant(dBi)	Loss	PMea	Limit	Margin	Polarity
				(dBm)	(dBm)	(dBm)	
1696.45	-33.85	9.56	9.72	-34.01	-13.00	-21.01	H
2544.80	-34.07	10.50	10.86	-34.43	-13.00	-21.43	H
3392.77	-33.64	12.78	11.57	-32.43	-13.00	-19.43	H
1696.45	-34.75	9.56	9.72	-34.91	-13.00	-21.91	V
2544.80	-34.73	10.50	10.86	-35.09	-13.00	-22.09	V
3392.77	-31.87	12.78	11.57	-30.66	-13.00	-17.66	V



LTE Band 5 / 3MHz / QPSK / RB Size 1 Offset 0/ The Worst Test Results for Lowest							
Frequency(MHz)	S G.Lev (dBm)	Ant(dBi)	Loss	PMea	Limit	Margin	Polarity
				(dBm)	(dBm)	(dBm)	
1650.91	-33.59	9.56	9.72	-33.75	-13.00	-20.75	H
2476.09	-35.22	10.50	10.86	-35.58	-13.00	-22.58	H
3301.66	-32.80	12.78	11.57	-31.59	-13.00	-18.59	H
1650.91	-34.72	9.56	9.72	-34.88	-13.00	-21.88	V
2476.09	-34.92	10.50	10.86	-35.28	-13.00	-22.28	V
3301.66	-31.90	12.78	11.57	-30.69	-13.00	-17.69	V
LTE Band 5 / 3MHz / QPSK / RB Size 1 Offset 0/ The Worst Test Results for Middle							
Frequency(MHz)	S G.Lev (dBm)	Ant(dBi)	Loss	PMea	Limit	Margin	Polarity
				(dBm)	(dBm)	(dBm)	
1672.90	-34.87	9.56	9.72	-35.03	-13.00	-22.03	H
2509.05	-34.16	10.50	10.86	-34.52	-13.00	-21.52	H
3345.67	-33.46	12.78	11.57	-32.25	-13.00	-19.25	H
1672.90	-35.34	9.56	9.72	-35.50	-13.00	-22.50	V
2509.05	-34.79	10.50	10.86	-35.15	-13.00	-22.15	V
3345.67	-32.86	12.78	11.57	-31.65	-13.00	-18.65	V
LTE Band 5 / 3MHz / QPSK / RB Size 1 Offset 0/ The Worst Test Results for Highest							
Frequency(MHz)	S G.Lev (dBm)	Ant(dBi)	Loss	PMea	Limit	Margin	Polarity
				(dBm)	(dBm)	(dBm)	
1694.56	-34.30	9.56	9.72	-34.46	-13.00	-21.46	H
2542.35	-34.40	10.50	10.86	-34.76	-13.00	-21.76	H
3389.66	-33.04	12.78	11.57	-31.83	-13.00	-18.83	H
1694.56	-36.00	9.56	9.72	-36.16	-13.00	-23.16	V
2542.35	-33.97	10.50	10.86	-34.33	-13.00	-21.33	V
3389.66	-32.01	12.78	11.57	-30.80	-13.00	-17.80	V



LTE Band 5 / 5MHz / QPSK / RB Size 1 Offset 0/ The Worst Test Results for Lowest							
Frequency(MHz)	S G.Lev (dBm)	Ant(dBi)	Loss	PMea	Limit	Margin	Polarity
				(dBm)	(dBm)	(dBm)	
1652.55	-34.57	9.56	9.72	-34.73	-13.00	-21.73	H
2479.24	-34.06	10.50	10.86	-34.42	-13.00	-21.42	H
3305.61	-32.79	12.78	11.57	-31.58	-13.00	-18.58	H
1652.55	-35.96	9.56	9.72	-36.12	-13.00	-23.12	V
2479.24	-34.61	10.50	10.86	-34.97	-13.00	-21.97	V
3305.61	-31.81	12.78	11.57	-30.60	-13.00	-17.60	V
LTE Band 5 / 5MHz / QPSK / RB Size 1 Offset 0/ The Worst Test Results for Middle							
Frequency(MHz)	S G.Lev (dBm)	Ant(dBi)	Loss	PMea	Limit	Margin	Polarity
				(dBm)	(dBm)	(dBm)	
1672.71	-34.93	9.56	9.72	-35.09	-13.00	-22.09	H
2509.02	-35.19	10.50	10.86	-35.55	-13.00	-22.55	H
3345.74	-33.29	12.78	11.57	-32.08	-13.00	-19.08	H
1672.71	-35.87	9.56	9.72	-36.03	-13.00	-23.03	V
2509.02	-34.45	10.50	10.86	-34.81	-13.00	-21.81	V
3345.74	-31.92	12.78	11.57	-30.71	-13.00	-17.71	V
LTE Band 5 / 5MHz / QPSK / RB Size 1 Offset 0/ The Worst Test Results for Highest							
Frequency(MHz)	S G.Lev (dBm)	Ant(dBi)	Loss	PMea	Limit	Margin	Polarity
				(dBm)	(dBm)	(dBm)	
1692.67	-34.72	9.56	9.72	-34.88	-13.00	-21.88	H
2539.34	-34.51	10.50	10.86	-34.87	-13.00	-21.87	H
3385.69	-32.89	12.78	11.57	-31.68	-13.00	-18.68	H
1692.67	-35.25	9.56	9.72	-35.41	-13.00	-22.41	V
2539.34	-33.80	10.50	10.86	-34.16	-13.00	-21.16	V
3385.69	-32.84	12.78	11.57	-31.63	-13.00	-18.63	V



LTE Band 5 / 10MHz / QPSK / RB Size 1 Offset 0/ The Worst Test Results for Lowest							
Frequency(MHz)	S G.Lev (dBm)	Ant(dBi)	Loss	PMea	Limit	Margin	Polarity
				(dBm)	(dBm)	(dBm)	
1657.71	-34.72	9.56	9.72	-34.88	-13.00	-21.88	H
2486.84	-35.28	10.50	10.86	-35.64	-13.00	-22.64	H
3315.57	-33.53	12.78	11.57	-32.32	-13.00	-19.32	H
1657.71	-34.71	9.56	9.72	-34.87	-13.00	-21.87	V
2486.84	-34.59	10.50	10.86	-34.95	-13.00	-21.95	V
3315.57	-32.30	12.78	11.57	-31.09	-13.00	-18.09	V
LTE Band 5 / 10MHz / QPSK / RB Size 1 Offset 0/ The Worst Test Results for Middle							
Frequency(MHz)	S G.Lev (dBm)	Ant(dBi)	Loss	PMea	Limit	Margin	Polarity
				(dBm)	(dBm)	(dBm)	
1672.73	-34.52	9.56	9.72	-34.68	-13.00	-21.68	H
2509.13	-34.71	10.50	10.86	-35.07	-13.00	-22.07	H
3345.66	-33.49	12.78	11.57	-32.28	-13.00	-19.28	H
1672.73	-34.93	9.56	9.72	-35.09	-13.00	-22.09	V
2509.13	-34.14	10.50	10.86	-34.50	-13.00	-21.50	V
3345.66	-31.84	12.78	11.57	-30.63	-13.00	-17.63	V
LTE Band 5 / 10MHz / QPSK / RB Size 1 Offset 0/ The Worst Test Results for Highest							
Frequency(MHz)	S G.Lev (dBm)	Ant(dBi)	Loss	PMea	Limit	Margin	Polarity
				(dBm)	(dBm)	(dBm)	
1687.63	-34.58	9.56	9.72	-34.74	-13.00	-21.74	H
2531.66	-35.02	10.50	10.86	-35.38	-13.00	-22.38	H
3375.85	-32.19	12.78	11.57	-30.98	-13.00	-17.98	H
1687.63	-35.31	9.56	9.72	-35.47	-13.00	-22.47	V
2531.66	-34.64	10.50	10.86	-35.00	-13.00	-22.00	V
3375.85	-33.17	12.78	11.57	-31.96	-13.00	-18.96	V





LTE Band 7 / 5MHz / QPSK / RB Size 1 Offset 0/ The Worst Test Results for Lowest							
Frequency(MHz)	S G.Lev (dBm)	Ant(dBi)	Loss	PMea	Limit	Margin	Polarity
				(dBm)	(dBm)	(dBm)	
5005.44	-34.83	12.66	15.86	-38.03	-25.00	-13.03	H
7508.09	-34.52	11.46	19.28	-42.34	-25.00	-17.34	H
10010.59	-32.51	12.79	23.19	-42.91	-25.00	-17.91	H
5005.44	-34.86	12.66	15.86	-38.06	-25.00	-13.06	V
7508.09	-34.72	11.46	19.28	-42.54	-25.00	-17.54	V
10010.59	-32.83	12.79	23.19	-43.23	-25.00	-18.23	V
LTE Band 7 / 5MHz / QPSK / RB Size 1 Offset 0/ The Worst Test Results for Middle							
Frequency(MHz)	S G.Lev (dBm)	Ant(dBi)	Loss	PMea	Limit	Margin	Polarity
				(dBm)	(dBm)	(dBm)	
5069.88	-33.61	12.72	15.86	-36.75	-25.00	-11.75	H
7604.88	-34.45	11.46	19.28	-42.27	-25.00	-17.27	H
10140.28	-32.85	12.09	23.19	-43.95	-25.00	-18.95	H
5069.88	-35.00	12.72	15.86	-38.14	-25.00	-13.14	V
7604.88	-34.89	11.46	19.28	-42.71	-25.00	-17.71	V
10140.28	-32.49	12.09	23.19	-43.59	-25.00	-18.59	V
LTE Band 7 / 5MHz / QPSK / RB Size 1 Offset 0/ The Worst Test Results for Highest							
Frequency(MHz)	S G.Lev (dBm)	Ant(dBi)	Loss	PMea	Limit	Margin	Polarity
				(dBm)	(dBm)	(dBm)	
5133.93	-33.73	12.76	15.86	-36.83	-25.00	-11.83	H
7701.53	-34.38	11.45	19.28	-42.21	-25.00	-17.21	H
10268.35	-33.09	12.28	23.19	-44.00	-25.00	-19.00	H
5133.93	-35.23	12.76	15.86	-38.33	-25.00	-13.33	V
7701.53	-34.98	11.45	19.28	-42.81	-25.00	-17.81	V
10268.35	-33.17	12.28	23.19	-44.08	-25.00	-19.08	V





LTE Band 7 / 10MHz / QPSK / RB Size 1 Offset 0/ The Worst Test Results for Lowest							
Frequency(MHz)	S G.Lev (dBm)	Ant(dBi)	Loss	PMea	Limit	Margin	Polarity
				(dBm)	(dBm)	(dBm)	
5010.13	-33.71	12.66	15.86	-36.91	-25.00	-11.91	H
7515.61	-34.09	11.46	19.28	-41.91	-25.00	-16.91	H
10020.79	-32.88	12.79	23.19	-43.28	-25.00	-18.28	H
5010.13	-35.25	12.66	15.86	-38.45	-25.00	-13.45	V
7515.61	-34.80	11.46	19.28	-42.62	-25.00	-17.62	V
10020.79	-32.52	12.79	23.19	-42.92	-25.00	-17.92	V
LTE Band 7 / 10MHz / QPSK / RB Size 1 Offset 0/ The Worst Test Results for Middle							
Frequency(MHz)	S G.Lev (dBm)	Ant(dBi)	Loss	PMea	Limit	Margin	Polarity
				(dBm)	(dBm)	(dBm)	
5070.24	-34.84	12.72	15.86	-37.98	-25.00	-12.98	H
7605.19	-35.10	11.46	19.28	-42.92	-25.00	-17.92	H
10139.83	-32.56	12.09	23.19	-43.66	-25.00	-18.66	H
5070.24	-35.69	12.72	15.86	-38.83	-25.00	-13.83	V
7605.19	-33.92	11.46	19.28	-41.74	-25.00	-16.74	V
10139.83	-32.66	12.09	23.19	-43.76	-25.00	-18.76	V
LTE Band 7 / 10MHz / QPSK / RB Size 1 Offset 0/ The Worst Test Results for Highest							
Frequency(MHz)	S G.Lev (dBm)	Ant(dBi)	Loss	PMea	Limit	Margin	Polarity
				(dBm)	(dBm)	(dBm)	
5129.52	-34.28	12.76	15.86	-37.38	-25.00	-12.38	H
7694.26	-35.03	11.45	19.28	-42.86	-25.00	-17.86	H
10258.82	-32.25	12.28	23.19	-43.16	-25.00	-18.16	H
5129.52	-34.86	12.76	15.86	-37.96	-25.00	-12.96	V
7694.26	-34.70	11.45	19.28	-42.53	-25.00	-17.53	V
10258.82	-32.23	12.28	23.19	-43.14	-25.00	-18.14	V



LTE Band 7 / 15MHz / QPSK / RB Size 1 Offset 0/ The Worst Test Results for Lowest							
Frequency(MHz)	S G.Lev (dBm)	Ant(dBi)	Loss	PMea	Limit	Margin	Polarity
				(dBm)	(dBm)	(dBm)	
5015.83	-34.17	12.66	15.86	-37.37	-25.00	-12.37	H
7524.15	-34.52	11.46	19.28	-42.34	-25.00	-17.34	H
10032.45	-33.52	12.79	23.19	-43.92	-25.00	-18.92	H
5015.83	-34.60	12.66	15.86	-37.80	-25.00	-12.80	V
7524.15	-34.91	11.46	19.28	-42.73	-25.00	-17.73	V
10032.45	-32.77	12.79	23.19	-43.17	-25.00	-18.17	V
LTE Band 7 / 15MHz / QPSK / RB Size 1 Offset 0/ The Worst Test Results for Middle							
Frequency(MHz)	S G.Lev (dBm)	Ant(dBi)	Loss	PMea	Limit	Margin	Polarity
				(dBm)	(dBm)	(dBm)	
5070.22	-34.45	12.72	15.86	-37.59	-25.00	-12.59	H
7604.84	-35.21	11.46	19.28	-43.03	-25.00	-18.03	H
10140.00	-32.47	12.09	23.19	-43.57	-25.00	-18.57	H
5070.22	-35.12	12.72	15.86	-38.26	-25.00	-13.26	V
7604.84	-34.15	11.46	19.28	-41.97	-25.00	-16.97	V
10140.00	-32.78	12.09	23.19	-43.88	-25.00	-18.88	V
LTE Band 7 / 15MHz / QPSK / RB Size 1 Offset 0/ The Worst Test Results for Highest							
Frequency(MHz)	S G.Lev (dBm)	Ant(dBi)	Loss	PMea	Limit	Margin	Polarity
				(dBm)	(dBm)	(dBm)	
5123.63	-34.31	12.76	15.86	-37.41	-25.00	-12.41	H
7524.22	-34.17	11.45	19.28	-42.00	-25.00	-17.00	H
10032.41	-32.85	12.28	23.19	-43.76	-25.00	-18.76	H
5123.63	-34.78	12.76	15.86	-37.88	-25.00	-12.88	V
7524.22	-34.73	11.45	19.28	-42.56	-25.00	-17.56	V
10032.41	-32.15	12.28	23.19	-43.06	-25.00	-18.06	V



LTE Band 7 / 20MHz / QPSK / RB Size 1 Offset 0/ The Worst Test Results for Lowest							
Frequency(MHz)	S G.Lev (dBm)	Ant(dBi)	Loss	PMea	Limit	Margin	Polarity
				(dBm)	(dBm)	(dBm)	
5021.14	-33.92	12.66	15.86	-37.12	-25.00	-12.12	H
7531.57	-34.43	11.46	19.28	-42.25	-25.00	-17.25	H
7524.11	-32.94	12.79	23.19	-43.34	-25.00	-18.34	H
5021.14	-36.00	12.66	15.86	-39.20	-25.00	-14.20	V
7531.57	-34.81	11.46	19.28	-42.63	-25.00	-17.63	V
7524.11	-32.06	12.79	23.19	-42.46	-25.00	-17.46	V
LTE Band 7 / 20MHz / QPSK / RB Size 1 Offset 0/ The Worst Test Results for Middle							
Frequency(MHz)	S G.Lev (dBm)	Ant(dBi)	Loss	PMea	Limit	Margin	Polarity
				(dBm)	(dBm)	(dBm)	
5070.10	-34.01	12.72	15.86	-37.15	-25.00	-12.15	H
7605.06	-35.19	11.46	19.28	-43.01	-25.00	-18.01	H
10139.93	-32.32	12.09	23.19	-43.42	-25.00	-18.42	H
5070.10	-35.42	12.72	15.86	-38.56	-25.00	-13.56	V
7605.06	-34.74	11.46	19.28	-42.56	-25.00	-17.56	V
10139.93	-32.74	12.09	23.19	-43.84	-25.00	-18.84	V
LTE Band 7 / 20MHz / QPSK / RB Size 1 Offset 0/ The Worst Test Results for Highest							
Frequency(MHz)	S G.Lev (dBm)	Ant(dBi)	Loss	PMea	Limit	Margin	Polarity
				(dBm)	(dBm)	(dBm)	
5118.77	-33.69	12.76	15.86	-36.79	-25.00	-11.79	H
7678.46	-35.29	11.45	19.28	-43.12	-25.00	-18.12	H
10238.20	-33.09	12.28	23.19	-44.00	-25.00	-19.00	H
5118.77	-35.27	12.76	15.86	-38.37	-25.00	-13.37	V
7678.46	-34.86	11.45	19.28	-42.69	-25.00	-17.69	V
10238.20	-31.77	12.28	23.19	-42.68	-25.00	-17.68	V



LTE Band 12 / 1.4MHz / QPSK / RB Size 1 Offset 0/ The Worst Test Results for Lowest							
Frequency(MHz)	S G.Lev (dBm)	Ant(dBi)	Loss	PMea	Limit	Margin	Polarity
				(dBm)	(dBm)	(dBm)	
1399.06	-34.02	8.17	9.34	-35.19	-13.00	-22.19	H
2098.94	-34.29	9.53	10.42	-35.18	-13.00	-22.18	H
2798.78	-33.62	11.27	11.12	-33.47	-13.00	-20.47	H
1399.06	-35.55	8.17	9.34	-36.72	-13.00	-23.72	V
2098.94	-34.16	9.53	10.42	-35.05	-13.00	-22.05	V
2798.78	-33.10	11.27	11.12	-32.95	-13.00	-19.95	V
LTE Band 12 / 1.4MHz / QPSK / RB Size 1 Offset 0/ The Worst Test Results for Middle							
Frequency(MHz)	S G.Lev (dBm)	Ant(dBi)	Loss	PMea	Limit	Margin	Polarity
				(dBm)	(dBm)	(dBm)	
1414.60	-33.87	8.17	9.34	-35.04	-13.00	-22.04	H
2122.17	-35.07	9.53	10.42	-35.96	-13.00	-22.96	H
2829.52	-32.65	11.27	11.12	-32.50	-13.00	-19.50	H
1414.60	-34.61	8.17	9.34	-35.78	-13.00	-22.78	V
2122.17	-34.51	9.53	10.42	-35.40	-13.00	-22.40	V
2829.52	-33.11	11.27	11.12	-32.96	-13.00	-19.96	V
LTE Band 12 / 1.4MHz / QPSK / RB Size 1 Offset 0/ The Worst Test Results for Highest							
Frequency(MHz)	S G.Lev (dBm)	Ant(dBi)	Loss	PMea	Limit	Margin	Polarity
				(dBm)	(dBm)	(dBm)	
1430.15	-33.63	8.17	9.34	-34.80	-13.00	-21.80	H
2145.52	-34.50	9.53	10.42	-35.39	-13.00	-22.39	H
2861.18	-32.46	11.27	11.12	-32.31	-13.00	-19.31	H
1430.15	-35.33	8.17	9.34	-36.50	-13.00	-23.50	V
2145.52	-34.70	9.53	10.42	-35.59	-13.00	-22.59	V
2861.18	-33.08	11.27	11.12	-32.93	-13.00	-19.93	V



LTE Band 12 / 3MHz / QPSK / RB Size 1 Offset 0/ The Worst Test Results for Lowest							
Frequency(MHz)	S G.Lev (dBm)	Ant(dBi)	Loss	PMea	Limit	Margin	Polarity
				(dBm)	(dBm)	(dBm)	
1400.91	-34.17	8.17	9.34	-35.34	-13.00	-22.34	H
2101.01	-34.97	9.53	10.42	-35.86	-13.00	-22.86	H
2801.93	-32.38	11.27	11.12	-32.23	-13.00	-19.23	H
1400.91	-35.24	8.17	9.34	-36.41	-13.00	-23.41	V
2101.01	-34.00	9.53	10.42	-34.89	-13.00	-21.89	V
2801.93	-32.11	11.27	11.12	-31.96	-13.00	-18.96	V
LTE Band 12 / 3MHz / QPSK / RB Size 1 Offset 0/ The Worst Test Results for Middle							
Frequency(MHz)	S G.Lev (dBm)	Ant(dBi)	Loss	PMea	Limit	Margin	Polarity
				(dBm)	(dBm)	(dBm)	
1414.56	-34.88	8.17	9.34	-36.05	-13.00	-23.05	H
2122.17	-34.98	9.53	10.42	-35.87	-13.00	-22.87	H
2829.50	-33.30	11.27	11.12	-33.15	-13.00	-20.15	H
1414.56	-34.77	8.17	9.34	-35.94	-13.00	-22.94	V
2122.17	-34.96	9.53	10.42	-35.85	-13.00	-22.85	V
2829.50	-32.45	11.27	11.12	-32.30	-13.00	-19.30	V
LTE Band 12 / 3MHz / QPSK / RB Size 1 Offset 0/ The Worst Test Results for Highest							
Frequency(MHz)	S G.Lev (dBm)	Ant(dBi)	Loss	PMea	Limit	Margin	Polarity
				(dBm)	(dBm)	(dBm)	
1428.67	-34.90	8.17	9.34	-36.07	-13.00	-23.07	H
2143.38	-34.34	9.53	10.42	-35.23	-13.00	-22.23	H
2857.93	-33.12	11.27	11.12	-32.97	-13.00	-19.97	H
1428.67	-35.44	8.17	9.34	-36.61	-13.00	-23.61	V
2143.38	-34.39	9.53	10.42	-35.28	-13.00	-22.28	V
2857.93	-32.27	11.27	11.12	-32.12	-13.00	-19.12	V



LTE Band 12 / 5MHz / QPSK / RB Size 1 Offset 0/ The Worst Test Results for Lowest							
Frequency(MHz)	S G.Lev (dBm)	Ant(dBi)	Loss	PMea	Limit	Margin	Polarity
				(dBm)	(dBm)	(dBm)	
1402.79	-33.67	8.17	9.34	-34.84	-13.00	-21.84	H
2104.04	-34.99	9.53	10.42	-35.88	-13.00	-22.88	H
2805.52	-33.62	11.27	11.12	-33.47	-13.00	-20.47	H
1402.79	-35.89	8.17	9.34	-37.06	-13.00	-24.06	V
2104.04	-34.24	9.53	10.42	-35.13	-13.00	-22.13	V
2805.52	-32.41	11.27	11.12	-32.26	-13.00	-19.26	V
LTE Band 12 / 5MHz / QPSK / RB Size 1 Offset 0/ The Worst Test Results for Middle							
Frequency(MHz)	S G.Lev (dBm)	Ant(dBi)	Loss	PMea	Limit	Margin	Polarity
				(dBm)	(dBm)	(dBm)	
1414.75	-34.06	8.17	9.34	-35.23	-13.00	-22.23	H
2122.41	-34.30	9.53	10.42	-35.19	-13.00	-22.19	H
2829.77	-32.94	11.27	11.12	-32.79	-13.00	-19.79	H
1414.75	-36.01	8.17	9.34	-37.18	-13.00	-24.18	V
2122.41	-34.79	9.53	10.42	-35.68	-13.00	-22.68	V
2829.77	-33.03	11.27	11.12	-32.88	-13.00	-19.88	V
LTE Band 12 / 5MHz / QPSK / RB Size 1 Offset 0/ The Worst Test Results for Highest							
Frequency(MHz)	S G.Lev (dBm)	Ant(dBi)	Loss	PMea	Limit	Margin	Polarity
				(dBm)	(dBm)	(dBm)	
1426.82	-34.48	8.17	9.34	-35.65	-13.00	-22.65	H
2140.38	-35.37	9.53	10.42	-36.26	-13.00	-23.26	H
2853.91	-32.71	11.27	11.12	-32.56	-13.00	-19.56	H
1426.82	-35.36	8.17	9.34	-36.53	-13.00	-23.53	V
2140.38	-34.93	9.53	10.42	-35.82	-13.00	-22.82	V
2853.91	-32.99	11.27	11.12	-32.84	-13.00	-19.84	V



LTE Band 12 / 10MHz / QPSK / RB Size 1 Offset 0/ The Worst Test Results for Lowest							
Frequency(MHz)	S G.Lev (dBm)	Ant(dBi)	Loss	PMea	Limit	Margin	Polarity
				(dBm)	(dBm)	(dBm)	
1407.97	-33.98	8.17	9.34	-35.15	-13.00	-22.15	H
2111.53	-34.04	9.53	10.42	-34.93	-13.00	-21.93	H
2815.96	-33.26	11.27	11.12	-33.11	-13.00	-20.11	H
1407.97	-35.93	8.17	9.34	-37.10	-13.00	-24.10	V
2111.53	-34.37	9.53	10.42	-35.26	-13.00	-22.26	V
2815.96	-32.02	11.27	11.12	-31.87	-13.00	-18.87	V
LTE Band 12 / 10MHz / QPSK / RB Size 1 Offset 0/ The Worst Test Results for Middle							
Frequency(MHz)	S G.Lev (dBm)	Ant(dBi)	Loss	PMea	Limit	Margin	Polarity
				(dBm)	(dBm)	(dBm)	
1414.59	-33.58	8.17	9.34	-34.75	-13.00	-21.75	H
2122.34	-34.80	9.53	10.42	-35.69	-13.00	-22.69	H
2829.54	-32.46	11.27	11.12	-32.31	-13.00	-19.31	H
1414.59	-35.34	8.17	9.34	-36.51	-13.00	-23.51	V
2122.34	-34.41	9.53	10.42	-35.30	-13.00	-22.30	V
2829.54	-32.20	11.27	11.12	-32.05	-13.00	-19.05	V
LTE Band 12 / 10MHz / QPSK / RB Size 1 Offset 0/ The Worst Test Results for Highest							
Frequency(MHz)	S G.Lev (dBm)	Ant(dBi)	Loss	PMea	Limit	Margin	Polarity
				(dBm)	(dBm)	(dBm)	
1421.62	-34.89	8.17	9.34	-36.06	-13.00	-23.06	H
2132.62	-35.18	9.53	10.42	-36.07	-13.00	-23.07	H
2844.00	-32.25	11.27	11.12	-32.10	-13.00	-19.10	H
1421.62	-34.62	8.17	9.34	-35.79	-13.00	-22.79	V
2132.62	-34.10	9.53	10.42	-34.99	-13.00	-21.99	V
2844.00	-32.78	11.27	11.12	-32.63	-13.00	-19.63	V





LTE Band 13 / 5MHz / QPSK / RB Size 1 Offset 0/ The Worst Test Results for Lowest							
Frequency(MHz)	S G.Lev (dBm)	Ant(dBi)	Loss	PMea	Limit	Margin	Polarity
				(dBm)	(dBm)	(dBm)	
1559.31	-34.09	9.56	9.72	-34.25	-13.00	-21.25	H
2338.21	-34.82	10.50	10.86	-35.18	-13.00	-22.18	H
3118.06	-33.17	12.78	11.57	-31.96	-13.00	-18.96	H
1559.31	-35.02	9.56	9.72	-35.18	-13.00	-22.18	V
2338.21	-34.60	10.50	10.86	-34.96	-13.00	-21.96	V
3118.06	-33.05	12.78	11.57	-31.84	-13.00	-18.84	V

LTE Band 13 / 5MHz / QPSK / RB Size 1 Offset 0/ The Worst Test Results for Middle							
Frequency(MHz)	S G.Lev (dBm)	Ant(dBi)	Loss	PMea	Limit	Margin	Polarity
				(dBm)	(dBm)	(dBm)	
1564.21	-34.19	9.56	9.72	-34.35	-13.00	-21.35	H
2346.09	-34.83	10.50	10.86	-35.19	-13.00	-22.19	H
3128.15	-33.46	12.78	11.57	-32.25	-13.00	-19.25	H
1564.21	-35.81	9.56	9.72	-35.97	-13.00	-22.97	V
2346.09	-34.87	10.50	10.86	-35.23	-13.00	-22.23	V
3128.15	-32.72	12.78	11.57	-31.51	-13.00	-18.51	V

LTE Band 13 / 5MHz / QPSK / RB Size 1 Offset 0/ The Worst Test Results for Highest							
Frequency(MHz)	S G.Lev (dBm)	Ant(dBi)	Loss	PMea	Limit	Margin	Polarity
				(dBm)	(dBm)	(dBm)	
1568.70	-33.89	9.56	9.72	-34.05	-13.00	-21.05	H
2353.43	-34.07	10.50	10.86	-34.43	-13.00	-21.43	H
3138.36	-32.58	12.78	11.57	-31.37	-13.00	-18.37	H
1568.70	-34.86	9.56	9.72	-35.02	-13.00	-22.02	V
2353.43	-34.35	10.50	10.86	-34.71	-13.00	-21.71	V
3138.36	-33.13	12.78	11.57	-31.92	-13.00	-18.92	V

LTE Band 13 / 10MHz / QPSK / RB Size 1 Offset 0/ The Worst Test Results for Middle							
Frequency(MHz)	S G.Lev (dBm)	Ant(dBi)	Loss	PMea	Limit	Margin	Polarity
				(dBm)	(dBm)	(dBm)	
1563.89	-34.28	9.56	9.72	-34.44	-13.00	-21.44	H
2345.75	-34.29	10.50	10.86	-34.65	-13.00	-21.65	H
3127.80	-32.41	12.78	11.57	-31.20	-13.00	-18.20	H
1563.89	-35.74	9.56	9.72	-35.90	-13.00	-22.90	V
2345.75	-34.32	10.50	10.86	-34.68	-13.00	-21.68	V
3127.80	-32.59	12.78	11.57	-31.38	-13.00	-18.38	V





LTE Band 25 / 1.4MHz / QPSK / RB Size 1 Offset 0/ The Worst Test Results for Lowest							
Frequency(MHz)	S G.Lev (dBm)	Ant(dBi)	Loss	PMea	Limit	Margin	Polarity
				(dBm)	(dBm)	(dBm)	
3701.40	-34.80	12.60	12.93	-35.13	-13.00	-22.13	H
5552.02	-34.64	13.10	17.11	-38.65	-13.00	-25.65	H
7402.45	-33.39	11.50	22.20	-44.09	-13.00	-31.09	H
3701.40	-35.62	12.60	12.93	-35.95	-13.00	-22.95	V
5552.02	-35.16	13.10	17.11	-39.17	-13.00	-26.17	V
7402.45	-32.75	11.50	22.20	-43.45	-13.00	-30.45	V
LTE Band 25 / 1.4MHz / QPSK / RB Size 1 Offset 0/ The Worst Test Results for Middle							
Frequency(MHz)	S G.Lev (dBm)	Ant(dBi)	Loss	PMea	Limit	Margin	Polarity
				(dBm)	(dBm)	(dBm)	
3765.19	-34.64	12.60	12.93	-34.97	-13.00	-21.97	H
5646.89	-34.59	13.10	17.11	-38.60	-13.00	-25.60	H
7529.88	-32.71	11.50	22.20	-43.41	-13.00	-30.41	H
3765.19	-35.29	12.60	12.93	-35.62	-13.00	-22.62	V
5646.89	-35.01	13.10	17.11	-39.02	-13.00	-26.02	V
7529.88	-32.29	11.50	22.20	-42.99	-13.00	-29.99	V
LTE Band 25 / 1.4MHz / QPSK / RB Size 1 Offset 0/ The Worst Test Results for Highest							
Frequency(MHz)	S G.Lev (dBm)	Ant(dBi)	Loss	PMea	Limit	Margin	Polarity
				(dBm)	(dBm)	(dBm)	
3828.18	-34.71	12.60	12.93	-35.04	-13.00	-22.04	H
5727.85	-34.57	13.10	17.11	-38.58	-13.00	-25.58	H
7657.08	-32.31	11.50	22.20	-43.01	-13.00	-30.01	H
3828.18	-35.63	12.60	12.93	-35.96	-13.00	-22.96	V
5727.85	-33.85	13.10	17.11	-37.86	-13.00	-24.86	V
7657.08	-32.22	11.50	22.20	-42.92	-13.00	-29.92	V



LTE Band 25 / 3MHz / QPSK / RB Size 1 Offset 0/ The Worst Test Results for Lowest							
Frequency(MHz)	S G.Lev (dBm)	Ant(dBi)	Loss	PMea	Limit	Margin	Polarity
				(dBm)	(dBm)	(dBm)	
3702.86	-33.63	12.60	12.93	-33.96	-13.00	-20.96	H
5554.56	-35.05	13.10	17.11	-39.06	-13.00	-26.06	H
7405.86	-32.41	11.50	22.20	-43.11	-13.00	-30.11	H
3702.86	-35.10	12.60	12.93	-35.43	-13.00	-22.43	V
5554.56	-35.11	13.10	17.11	-39.12	-13.00	-26.12	V
7405.86	-32.07	11.50	22.20	-42.77	-13.00	-29.77	V
LTE Band 25 / 3MHz / QPSK / RB Size 1 Offset 0/ The Worst Test Results for Middle							
Frequency(MHz)	S G.Lev (dBm)	Ant(dBi)	Loss	PMea	Limit	Margin	Polarity
				(dBm)	(dBm)	(dBm)	
3765.01	-33.58	12.60	12.93	-33.91	-13.00	-20.91	H
5647.20	-34.23	13.10	17.11	-38.24	-13.00	-25.24	H
7530.13	-33.44	11.50	22.20	-44.14	-13.00	-31.14	H
3765.01	-35.58	12.60	12.93	-35.91	-13.00	-22.91	V
5647.20	-34.27	13.10	17.11	-38.28	-13.00	-25.28	V
7530.13	-32.63	11.50	22.20	-43.33	-13.00	-30.33	V
LTE Band 25 / 3MHz / QPSK / RB Size 1 Offset 0/ The Worst Test Results for Highest							
Frequency(MHz)	S G.Lev (dBm)	Ant(dBi)	Loss	PMea	Limit	Margin	Polarity
				(dBm)	(dBm)	(dBm)	
3827.05	-34.67	12.60	12.93	-35.00	-13.00	-22.00	H
5739.84	-34.86	13.10	17.11	-38.87	-13.00	-25.87	H
7654.19	-32.90	11.50	22.20	-43.60	-13.00	-30.60	H
3827.05	-35.67	12.60	12.93	-36.00	-13.00	-23.00	V
5739.84	-34.00	13.10	17.11	-38.01	-13.00	-25.01	V
7654.19	-32.43	11.50	22.20	-43.13	-13.00	-30.13	V



LTE Band 25 / 5MHz / QPSK / RB Size 1 Offset 0/ The Worst Test Results for Lowest							
Frequency(MHz)	S G.Lev (dBm)	Ant(dBi)	Loss	PMea	Limit	Margin	Polarity
				(dBm)	(dBm)	(dBm)	
3705.18	-33.81	12.60	12.93	-34.14	-13.00	-21.14	H
5557.12	-34.39	13.10	17.11	-38.40	-13.00	-25.40	H
7409.90	-32.98	11.50	22.20	-43.68	-13.00	-30.68	H
3705.18	-35.79	12.60	12.93	-36.12	-13.00	-23.12	V
5557.12	-33.76	13.10	17.11	-37.77	-13.00	-24.77	V
7409.90	-32.38	11.50	22.20	-43.08	-13.00	-30.08	V
LTE Band 25 / 5MHz / QPSK / RB Size 1 Offset 0/ The Worst Test Results for Middle							
Frequency(MHz)	S G.Lev (dBm)	Ant(dBi)	Loss	PMea	Limit	Margin	Polarity
				(dBm)	(dBm)	(dBm)	
3764.96	-34.86	12.60	12.93	-35.19	-13.00	-22.19	H
5647.24	-34.70	13.10	17.11	-38.71	-13.00	-25.71	H
7530.21	-33.00	11.50	22.20	-43.70	-13.00	-30.70	H
3764.96	-34.59	12.60	12.93	-34.92	-13.00	-21.92	V
5647.24	-34.22	13.10	17.11	-38.23	-13.00	-25.23	V
7530.21	-33.04	11.50	22.20	-43.74	-13.00	-30.74	V
LTE Band 25 / 5MHz / QPSK / RB Size 1 Offset 0/ The Worst Test Results for Highest							
Frequency(MHz)	S G.Lev (dBm)	Ant(dBi)	Loss	PMea	Limit	Margin	Polarity
				(dBm)	(dBm)	(dBm)	
3825.40	-34.13	12.60	12.93	-34.46	-13.00	-21.46	H
5737.23	-35.27	13.10	17.11	-39.28	-13.00	-26.28	H
7650.53	-32.58	11.50	22.20	-43.28	-13.00	-30.28	H
3825.40	-34.68	12.60	12.93	-35.01	-13.00	-22.01	V
5737.23	-34.33	13.10	17.11	-38.34	-13.00	-25.34	V
7650.53	-32.66	11.50	22.20	-43.36	-13.00	-30.36	V



LTE Band 25 / 10MHz / QPSK / RB Size 1 Offset 0/ The Worst Test Results for Lowest							
Frequency(MHz)	S G.Lev (dBm)	Ant(dBi)	Loss	PMea	Limit	Margin	Polarity
				(dBm)	(dBm)	(dBm)	
3710.43	-33.94	12.60	12.93	-34.27	-13.00	-21.27	H
5565.17	-35.06	13.10	17.11	-39.07	-13.00	-26.07	H
7420.16	-32.89	11.50	22.20	-43.59	-13.00	-30.59	H
3710.43	-35.48	12.60	12.93	-35.81	-13.00	-22.81	V
5565.17	-34.15	13.10	17.11	-38.16	-13.00	-25.16	V
7420.16	-33.00	11.50	22.20	-43.70	-13.00	-30.70	V
LTE Band 25 / 10MHz / QPSK / RB Size 1 Offset 0/ The Worst Test Results for Middle							
Frequency(MHz)	S G.Lev (dBm)	Ant(dBi)	Loss	PMea	Limit	Margin	Polarity
				(dBm)	(dBm)	(dBm)	
3764.84	-33.64	12.60	12.93	-33.97	-13.00	-20.97	H
5647.16	-34.00	13.10	17.11	-38.01	-13.00	-25.01	H
7530.17	-33.47	11.50	22.20	-44.17	-13.00	-31.17	H
3764.84	-34.61	12.60	12.93	-34.94	-13.00	-21.94	V
5647.16	-34.71	13.10	17.11	-38.72	-13.00	-25.72	V
7530.17	-32.63	11.50	22.20	-43.33	-13.00	-30.33	V
LTE Band 25 / 10MHz / QPSK / RB Size 1 Offset 0/ The Worst Test Results for Highest							
Frequency(MHz)	S G.Lev (dBm)	Ant(dBi)	Loss	PMea	Limit	Margin	Polarity
				(dBm)	(dBm)	(dBm)	
3820.16	-33.52	12.60	12.93	-33.85	-13.00	-20.85	H
5729.89	-35.30	13.10	17.11	-39.31	-13.00	-26.31	H
7640.25	-32.63	11.50	22.20	-43.33	-13.00	-30.33	H
3820.16	-35.16	12.60	12.93	-35.49	-13.00	-22.49	V
5729.89	-34.59	13.10	17.11	-38.60	-13.00	-25.60	V
7640.25	-33.02	11.50	22.20	-43.72	-13.00	-30.72	V



LTE Band 25 / 15MHz / QPSK / RB Size 1 Offset 0/ The Worst Test Results for Lowest							
Frequency(MHz)	S G.Lev (dBm)	Ant(dBi)	Loss	PMea	Limit	Margin	Polarity
				(dBm)	(dBm)	(dBm)	
3714.95	-34.49	12.60	12.93	-34.82	-13.00	-21.82	H
5572.33	-35.40	13.10	17.11	-39.41	-13.00	-26.41	H
7430.51	-32.33	11.50	22.20	-43.03	-13.00	-30.03	H
3714.95	-35.83	12.60	12.93	-36.16	-13.00	-23.16	V
5572.33	-33.76	13.10	17.11	-37.77	-13.00	-24.77	V
7430.51	-32.33	11.50	22.20	-43.03	-13.00	-30.03	V
LTE Band 25 / 15MHz / QPSK / RB Size 1 Offset 0/ The Worst Test Results for Middle							
Frequency(MHz)	S G.Lev (dBm)	Ant(dBi)	Loss	PMea	Limit	Margin	Polarity
				(dBm)	(dBm)	(dBm)	
3764.80	-34.21	12.60	12.93	-34.54	-13.00	-21.54	H
5647.32	-34.93	13.10	17.11	-38.94	-13.00	-25.94	H
7429.93	-33.55	11.50	22.20	-44.25	-13.00	-31.25	H
3764.80	-35.47	12.60	12.93	-35.80	-13.00	-22.80	V
5647.32	-34.12	13.10	17.11	-38.13	-13.00	-25.13	V
7429.93	-32.14	11.50	22.20	-42.84	-13.00	-29.84	V
LTE Band 25 / 15MHz / QPSK / RB Size 1 Offset 0/ The Worst Test Results for Highest							
Frequency(MHz)	S G.Lev (dBm)	Ant(dBi)	Loss	PMea	Limit	Margin	Polarity
				(dBm)	(dBm)	(dBm)	
3815.37	-34.03	12.60	12.93	-34.36	-13.00	-21.36	H
5722.41	-34.01	13.10	17.11	-38.02	-13.00	-25.02	H
7630.56	-33.26	11.50	22.20	-43.96	-13.00	-30.96	H
3815.37	-35.97	12.60	12.93	-36.30	-13.00	-23.30	V
5722.41	-33.82	13.10	17.11	-37.83	-13.00	-24.83	V
7630.56	-32.10	11.50	22.20	-42.80	-13.00	-29.80	V



LTE Band 25 / 20MHz / QPSK / RB Size 1 Offset 0/ The Worst Test Results for Lowest							
Frequency(MHz)	S G.Lev (dBm)	Ant(dBi)	Loss	PMea	Limit	Margin	Polarity
				(dBm)	(dBm)	(dBm)	
3720.33	-34.27	12.60	12.93	-34.60	-13.00	-21.60	H
5580.46	-34.84	13.10	17.11	-38.85	-13.00	-25.85	H
7439.72	-33.51	11.50	22.20	-44.21	-13.00	-31.21	H
3720.33	-35.13	12.60	12.93	-35.46	-13.00	-22.46	V
5580.46	-34.30	13.10	17.11	-38.31	-13.00	-25.31	V
7439.72	-31.74	11.50	22.20	-42.44	-13.00	-29.44	V
LTE Band 25 / 20MHz / QPSK / RB Size 1 Offset 0/ The Worst Test Results for Middle							
Frequency(MHz)	S G.Lev (dBm)	Ant(dBi)	Loss	PMea	Limit	Margin	Polarity
				(dBm)	(dBm)	(dBm)	
3765.10	-33.63	12.60	12.93	-33.96	-13.00	-20.96	H
5647.24	-34.82	13.10	17.11	-38.83	-13.00	-25.83	H
7530.06	-33.08	11.50	22.20	-43.78	-13.00	-30.78	H
3765.10	-35.89	12.60	12.93	-36.22	-13.00	-23.22	V
5647.24	-33.95	13.10	17.11	-37.96	-13.00	-24.96	V
7530.06	-32.57	11.50	22.20	-43.27	-13.00	-30.27	V
LTE Band 25 / 20MHz / QPSK / RB Size 1 Offset 0/ The Worst Test Results for Highest							
Frequency(MHz)	S G.Lev (dBm)	Ant(dBi)	Loss	PMea	Limit	Margin	Polarity
				(dBm)	(dBm)	(dBm)	
3810.37	-33.95	12.60	12.93	-34.28	-13.00	-21.28	H
5715.48	-35.42	13.10	17.11	-39.43	-13.00	-26.43	H
7620.21	-32.47	11.50	22.20	-43.17	-13.00	-30.17	H
3810.37	-35.46	12.60	12.93	-35.79	-13.00	-22.79	V
5715.48	-34.85	13.10	17.11	-38.86	-13.00	-25.86	V
7620.21	-32.48	11.50	22.20	-43.18	-13.00	-30.18	V



LTE Band 26(Part 22) / 1.4MHz / QPSK / RB Size 1 Offset 0/ The Worst Test Results for Lowest							
Frequency(MHz)	S G.Lev (dBm)	Ant(dBi)	Loss	PMea	Limit	Margin	Polarity
				(dBm)	(dBm)	(dBm)	
1649.26	-33.95	12.90	9.56	9.72	-13.00	22.72	H
2473.41	-34.92	13.10	10.50	10.86	-13.00	23.86	H
3298.47	-33.10	12.33	12.78	11.57	-13.00	24.57	H
1649.26	-35.46	12.90	9.56	9.72	-13.00	22.72	V
2473.41	-33.97	13.10	10.50	10.86	-13.00	23.86	V
3298.47	-31.96	12.33	12.78	11.57	-13.00	24.57	V
LTE Band 26(Part 22) / 1.4MHz / QPSK / RB Size 1 Offset 0/ The Worst Test Results for Middle							
Frequency(MHz)	S G.Lev (dBm)	Ant(dBi)	Loss	PMea	Limit	Margin	Polarity
				(dBm)	(dBm)	(dBm)	
1673.19	-34.15	9.56	9.72	-34.31	-13.00	-21.31	H
2509.15	-34.51	10.50	10.86	-34.87	-13.00	-21.87	H
3345.89	-33.11	12.78	11.57	-31.90	-13.00	-18.90	H
1673.19	-35.50	9.56	9.72	-35.66	-13.00	-22.66	V
2509.15	-34.89	10.50	10.86	-35.25	-13.00	-22.25	V
3345.89	-32.33	12.78	11.57	-31.12	-13.00	-18.12	V
LTE Band 26(Part 22) / 1.4MHz / QPSK / RB Size 1 Offset 0/ The Worst Test Results for Highest							
Frequency(MHz)	S G.Lev (dBm)	Ant(dBi)	Loss	PMea	Limit	Margin	Polarity
				(dBm)	(dBm)	(dBm)	
1696.50	-34.88	9.56	9.72	-35.04	-13.00	-22.04	H
2544.44	-34.72	10.50	10.86	-35.08	-13.00	-22.08	H
3392.74	-33.33	12.78	11.57	-32.12	-13.00	-19.12	H
1696.50	-34.96	9.56	9.72	-35.12	-13.00	-22.12	V
2544.44	-34.39	10.50	10.86	-34.75	-13.00	-21.75	V
3392.74	-31.88	12.78	11.57	-30.67	-13.00	-17.67	V





LTE Band 26(Part 22) / 3MHz / QPSK / RB Size 1 Offset 0/ The Worst Test Results for Lowest							
Frequency(MHz)	S G.Lev (dBm)	Ant(dBi)	Loss	PMea	Limit	Margin	Polarity
				(dBm)	(dBm)	(dBm)	
1651.19	-33.97	9.56	9.72	-34.13	-13.00	-21.13	H
2476.43	-34.41	10.50	10.86	-34.77	-13.00	-21.77	H
3301.94	-33.22	12.78	11.57	-32.01	-13.00	-19.01	H
1651.19	-34.55	9.56	9.72	-34.71	-13.00	-21.71	V
2476.43	-33.77	10.50	10.86	-34.13	-13.00	-21.13	V
3301.94	-32.94	12.78	11.57	-31.73	-13.00	-18.73	V
LTE Band 26(Part 22) / 3MHz / QPSK / RB Size 1 Offset 0/ The Worst Test Results for Middle							
Frequency(MHz)	S G.Lev (dBm)	Ant(dBi)	Loss	PMea	Limit	Margin	Polarity
				(dBm)	(dBm)	(dBm)	
1673.24	-33.66	9.56	9.72	-33.82	-13.00	-20.82	H
2509.24	-34.55	10.50	10.86	-34.91	-13.00	-21.91	H
3346.08	-32.93	12.78	11.57	-31.72	-13.00	-18.72	H
1673.24	-34.69	9.56	9.72	-34.85	-13.00	-21.85	V
2509.24	-34.35	10.50	10.86	-34.71	-13.00	-21.71	V
3346.08	-32.05	12.78	11.57	-30.84	-13.00	-17.84	V
LTE Band 26(Part 22) / 3MHz / QPSK / RB Size 1 Offset 0/ The Worst Test Results for Highest							
Frequency(MHz)	S G.Lev (dBm)	Ant(dBi)	Loss	PMea	Limit	Margin	Polarity
				(dBm)	(dBm)	(dBm)	
1695.43	-34.25	9.56	9.72	-34.41	-13.00	-21.41	H
2542.08	-35.03	10.50	10.86	-35.39	-13.00	-22.39	H
3389.98	-32.29	12.78	11.57	-31.08	-13.00	-18.08	H
1695.43	-35.88	9.56	9.72	-36.04	-13.00	-23.04	V
2542.08	-35.17	10.50	10.86	-35.53	-13.00	-22.53	V
3389.98	-32.50	12.78	11.57	-31.29	-13.00	-18.29	V



LTE Band 26(Part 22) / 5MHz / QPSK / RB Size 1 Offset 0/ The Worst Test Results for Lowest							
Frequency(MHz)	S G.Lev (dBm)	Ant(dBi)	Loss	PMea	Limit	Margin	Polarity
				(dBm)	(dBm)	(dBm)	
1652.97	-34.44	9.56	9.72	-34.60	-13.00	-21.60	H
2479.40	-34.53	10.50	10.86	-34.89	-13.00	-21.89	H
3306.50	-33.38	12.78	11.57	-32.17	-13.00	-19.17	H
1652.97	-35.16	9.56	9.72	-35.32	-13.00	-22.32	V
2479.40	-34.47	10.50	10.86	-34.83	-13.00	-21.83	V
3306.50	-32.92	12.78	11.57	-31.71	-13.00	-18.71	V
LTE Band 26(Part 22) / 5MHz / QPSK / RB Size 1 Offset 0/ The Worst Test Results for Middle							
Frequency(MHz)	S G.Lev (dBm)	Ant(dBi)	Loss	PMea	Limit	Margin	Polarity
				(dBm)	(dBm)	(dBm)	
1672.98	-34.00	9.56	9.72	-34.16	-13.00	-21.16	H
2509.27	-34.12	10.50	10.86	-34.48	-13.00	-21.48	H
3345.91	-32.93	12.78	11.57	-31.72	-13.00	-18.72	H
1672.98	-35.70	9.56	9.72	-35.86	-13.00	-22.86	V
2509.27	-34.54	10.50	10.86	-34.90	-13.00	-21.90	V
3345.91	-31.82	12.78	11.57	-30.61	-13.00	-17.61	V
LTE Band 26(Part 22) / 5MHz / QPSK / RB Size 1 Offset 0/ The Worst Test Results for Highest							
Frequency(MHz)	S G.Lev (dBm)	Ant(dBi)	Loss	PMea	Limit	Margin	Polarity
				(dBm)	(dBm)	(dBm)	
1693.79	-33.65	9.56	9.72	-33.81	-13.00	-20.81	H
2539.13	-34.52	10.50	10.86	-34.88	-13.00	-21.88	H
3385.92	-32.15	12.78	11.57	-30.94	-13.00	-17.94	H
1693.79	-35.27	9.56	9.72	-35.43	-13.00	-22.43	V
2539.13	-34.89	10.50	10.86	-35.25	-13.00	-22.25	V
3385.92	-32.12	12.78	11.57	-30.91	-13.00	-17.91	V



LTE Band 26(Part 22) / 10MHz / QPSK / RB Size 1 Offset 0/ The Worst Test Results for Lowest							
Frequency(MHz)	S G.Lev (dBm)	Ant(dBi)	Loss	PMea (dBm)	Limit (dBm)	Margin (dBm)	Polarity
1658.06	-33.81	9.56	9.72	-33.97	-13.00	-20.97	H
2486.32	-34.66	10.50	10.86	-35.02	-13.00	-22.02	H
3315.67	-33.16	12.78	11.57	-31.95	-13.00	-18.95	H
1658.06	-35.78	9.56	9.72	-35.94	-13.00	-22.94	V
2486.32	-34.49	10.50	10.86	-34.85	-13.00	-21.85	V
3315.67	-32.32	12.78	11.57	-31.11	-13.00	-18.11	V
LTE Band 26(Part 22) / 10MHz / QPSK / RB Size 1 Offset 0/ The Worst Test Results for Middle							
Frequency(MHz)	S G.Lev (dBm)	Ant(dBi)	Loss	PMea (dBm)	Limit (dBm)	Margin (dBm)	Polarity
1672.80	-33.95	9.56	9.72	-34.11	-13.00	-21.11	H
2509.07	-34.15	10.50	10.86	-34.51	-13.00	-21.51	H
3345.90	-33.04	12.78	11.57	-31.83	-13.00	-18.83	H
1672.80	-35.51	9.56	9.72	-35.67	-13.00	-22.67	V
2509.07	-34.59	10.50	10.86	-34.95	-13.00	-21.95	V
3345.90	-32.78	12.78	11.57	-31.57	-13.00	-18.57	V
LTE Band 26(Part 22)/ 10MHz / QPSK / RB Size 1 Offset 0/ The Worst Test Results for Highest							
Frequency(MHz)	S G.Lev (dBm)	Ant(dBi)	Loss	PMea (dBm)	Limit (dBm)	Margin (dBm)	Polarity
1688.59	-34.34	9.56	9.72	-34.50	-13.00	-21.50	H
2532.04	-35.06	10.50	10.86	-35.42	-13.00	-22.42	H
3375.97	-33.02	12.78	11.57	-31.81	-13.00	-18.81	H
1688.59	-35.37	9.56	9.72	-35.53	-13.00	-22.53	V
2532.04	-34.63	10.50	10.86	-34.99	-13.00	-21.99	V
3375.97	-32.90	12.78	11.57	-31.69	-13.00	-18.69	V



LTE Band 26(Part 22) / 15MHz / QPSK / RB Size 1 Offset 0/ The Worst Test Results for Lowest							
Frequency(MHz)	S G.Lev (dBm)	Ant(dBi)	Loss	PMea (dBm)	Limit (dBm)	Margin (dBm)	Polarity
1663.45	-34.54	9.56	9.72	-34.70	-13.00	-21.70	H
2494.25	-34.66	10.50	10.86	-35.02	-13.00	-22.02	H
3325.87	-33.25	12.78	11.57	-32.04	-13.00	-19.04	H
1663.45	-34.57	9.56	9.72	-34.73	-13.00	-21.73	V
2494.25	-34.36	10.50	10.86	-34.72	-13.00	-21.72	V
3325.87	-32.71	12.78	11.57	-31.50	-13.00	-18.50	V
LTE Band 26(Part 22) / 15MHz / QPSK / RB Size 1 Offset 0/ The Worst Test Results for Middle							
Frequency(MHz)	S G.Lev (dBm)	Ant(dBi)	Loss	PMea (dBm)	Limit (dBm)	Margin (dBm)	Polarity
1672.82	-33.93	9.56	9.72	-34.09	-13.00	-21.09	H
2508.93	-34.15	10.50	10.86	-34.51	-13.00	-21.51	H
3346.03	-33.31	12.78	11.57	-32.10	-13.00	-19.10	H
1672.82	-36.00	9.56	9.72	-36.16	-13.00	-23.16	V
2508.93	-34.24	10.50	10.86	-34.60	-13.00	-21.60	V
3346.03	-32.43	12.78	11.57	-31.22	-13.00	-18.22	V
LTE Band 26(Part 22) /15MHz / QPSK / RB Size 1 Offset 0/ The Worst Test Results for Highest							
Frequency(MHz)	S G.Lev (dBm)	Ant(dBi)	Loss	PMea (dBm)	Limit (dBm)	Margin (dBm)	Polarity
1683.41	-34.56	9.56	9.72	-34.72	-13.00	-21.72	H
2524.14	-34.03	10.50	10.86	-34.39	-13.00	-21.39	H
3366.57	-33.28	12.78	11.57	-32.07	-13.00	-19.07	H
1683.41	-35.02	9.56	9.72	-35.18	-13.00	-22.18	V
2524.14	-34.20	10.50	10.86	-34.56	-13.00	-21.56	V
3366.57	-31.81	12.78	11.57	-30.60	-13.00	-17.60	V



LTE Band 26(Part 90) / 1.4MHz / QPSK / RB Size 1 Offset 0/ The Worst Test Results for Lowest							
Frequency(MHz)	S G.Lev (dBm)	Ant(dBi)	Loss	PMea	Limit	Margin	Polarity
				(dBm)	(dBm)	(dBm)	
1629.18	-34.04	9.56	9.72	-34.20	-13.00	-21.20	H
2444.01	-34.72	10.50	10.86	-35.08	-13.00	-22.08	H
3258.48	-32.42	12.78	11.57	-31.21	-13.00	-18.21	H
1629.18	-35.57	9.56	9.72	-35.73	-13.00	-22.73	V
2444.01	-34.41	10.50	10.86	-34.77	-13.00	-21.77	V
3258.48	-32.01	12.78	11.57	-30.80	-13.00	-17.80	V
LTE Band 26(Part 90) / 1.4MHz / QPSK / RB Size 1 Offset 0/ The Worst Test Results for Middle							
Frequency(MHz)	S G.Lev (dBm)	Ant(dBi)	Loss	PMea	Limit	Margin	Polarity
				(dBm)	(dBm)	(dBm)	
1638.11	-34.03	9.56	9.72	-34.19	-13.00	-21.19	H
2456.93	-34.73	10.50	10.86	-35.09	-13.00	-22.09	H
3275.85	-32.18	12.78	11.57	-30.97	-13.00	-17.97	H
1638.11	-35.49	9.56	9.72	-35.65	-13.00	-22.65	V
2456.93	-34.79	10.50	10.86	-35.15	-13.00	-22.15	V
3275.85	-31.76	12.78	11.57	-30.55	-13.00	-17.55	V
LTE Band 26(Part 90) / 1.4MHz / QPSK / RB Size 1 Offset 0/ The Worst Test Results for Highest							
Frequency(MHz)	S G.Lev (dBm)	Ant(dBi)	Loss	PMea	Limit	Margin	Polarity
				(dBm)	(dBm)	(dBm)	
1646.40	-34.66	9.56	9.72	-34.82	-13.00	-21.82	H
2456.52	-34.70	10.50	10.86	-35.06	-13.00	-22.06	H
3258.08	-33.49	12.78	11.57	-32.28	-13.00	-19.28	H
1646.40	-35.75	9.56	9.72	-35.91	-13.00	-22.91	V
2456.52	-33.96	10.50	10.86	-34.32	-13.00	-21.32	V
3258.08	-31.79	12.78	11.57	-30.58	-13.00	-17.58	V



LTE Band 26(Part 90) / 3MHz / QPSK / RB Size 1 Offset 0/ The Worst Test Results for Lowest							
Frequency(MHz)	S G.Lev (dBm)	Ant(dBi)	Loss	PMea	Limit	Margin	Polarity
				(dBm)	(dBm)	(dBm)	
1631.02	-34.88	9.56	9.72	-35.04	-13.00	-22.04	H
2446.18	-34.04	10.50	10.86	-34.40	-13.00	-21.40	H
3261.72	-32.22	12.78	11.57	-31.01	-13.00	-18.01	H
1631.02	-35.20	9.56	9.72	-35.36	-13.00	-22.36	V
2446.18	-34.26	10.50	10.86	-34.62	-13.00	-21.62	V
3261.72	-31.83	12.78	11.57	-30.62	-13.00	-17.62	V
LTE Band 26(Part 90) / 3MHz / QPSK / RB Size 1 Offset 0/ The Worst Test Results for Middle							
Frequency(MHz)	S G.Lev (dBm)	Ant(dBi)	Loss	PMea	Limit	Margin	Polarity
				(dBm)	(dBm)	(dBm)	
1638.16	-34.02	9.56	9.72	-34.18	-13.00	-21.18	H
2456.98	-35.36	10.50	10.86	-35.72	-13.00	-22.72	H
3276.07	-32.66	12.78	11.57	-31.45	-13.00	-18.45	H
1638.16	-35.53	9.56	9.72	-35.69	-13.00	-22.69	V
2456.98	-35.18	10.50	10.86	-35.54	-13.00	-22.54	V
3276.07	-33.09	12.78	11.57	-31.88	-13.00	-18.88	V
LTE Band 26(Part 90) / 3MHz / QPSK / RB Size 1 Offset 0/ The Worst Test Results for Highest							
Frequency(MHz)	S G.Lev (dBm)	Ant(dBi)	Loss	PMea	Limit	Margin	Polarity
				(dBm)	(dBm)	(dBm)	
1644.69	-33.56	9.56	9.72	-33.72	-13.00	-20.72	H
2467.01	-34.61	10.50	10.86	-34.97	-13.00	-21.97	H
3276.07	-33.22	12.78	11.57	-32.01	-13.00	-19.01	H
1644.69	-35.78	9.56	9.72	-35.94	-13.00	-22.94	V
2467.01	-34.19	10.50	10.86	-34.55	-13.00	-21.55	V
3276.07	-31.77	12.78	11.57	-30.56	-13.00	-17.56	V



LTE Band 26(Part 90) / 5MHz / QPSK / RB Size 1 Offset 0/ The Worst Test Results for Lowest							
Frequency(MHz)	S G.Lev (dBm)	Ant(dBi)	Loss	PMea	Limit	Margin	Polarity
				(dBm)	(dBm)	(dBm)	
1632.65	-34.31	9.56	9.72	-34.47	-13.00	-21.47	H
2449.37	-34.59	10.50	10.86	-34.95	-13.00	-21.95	H
3266.95	-32.32	12.78	11.57	-31.11	-13.00	-18.11	H
1632.65	-35.53	9.56	9.72	-35.69	-13.00	-22.69	V
2449.37	-34.45	10.50	10.86	-34.81	-13.00	-21.81	V
3266.95	-33.15	12.78	11.57	-31.94	-13.00	-18.94	V

LTE Band 26(Part 90) / 5MHz / QPSK / RB Size 1 Offset 0/ The Worst Test Results for Middle							
Frequency(MHz)	S G.Lev (dBm)	Ant(dBi)	Loss	PMea	Limit	Margin	Polarity
				(dBm)	(dBm)	(dBm)	
1637.94	-34.41	9.56	9.72	-34.57	-13.00	-21.57	H
2457.09	-34.14	10.50	10.86	-34.50	-13.00	-21.50	H
3276.04	-32.63	12.78	11.57	-31.42	-13.00	-18.42	H
1637.94	-35.46	9.56	9.72	-35.62	-13.00	-22.62	V
2457.09	-34.07	10.50	10.86	-34.43	-13.00	-21.43	V
3276.04	-32.94	12.78	11.57	-31.73	-13.00	-18.73	V

LTE Band 26(Part 90) / 5MHz / QPSK / RB Size 1 Offset 0/ The Worst Test Results for Highest							
Frequency(MHz)	S G.Lev (dBm)	Ant(dBi)	Loss	PMea	Limit	Margin	Polarity
				(dBm)	(dBm)	(dBm)	
1643.13	-34.09	9.56	9.72	-34.25	-13.00	-21.25	H
2464.50	-35.09	10.50	10.86	-35.45	-13.00	-22.45	H
3285.94	-32.84	12.78	11.57	-31.63	-13.00	-18.63	H
1643.13	-34.90	9.56	9.72	-35.06	-13.00	-22.06	V
2464.50	-35.23	10.50	10.86	-35.59	-13.00	-22.59	V
3285.94	-32.36	12.78	11.57	-31.15	-13.00	-18.15	V

LTE Band 26(Part 90) / 10MHz / QPSK / RB Size 1 Offset 0/ The Worst Test Results for Middle							
Frequency(MHz)	S G.Lev (dBm)	Ant(dBi)	Loss	PMea	Limit	Margin	Polarity
				(dBm)	(dBm)	(dBm)	
1638.26	-34.75	9.56	9.72	-34.91	-13.00	-21.91	H
2457.00	-34.62	10.50	10.86	-34.98	-13.00	-21.98	H
3276.04	-33.45	12.78	11.57	-32.24	-13.00	-19.24	H
1638.26	-35.12	9.56	9.72	-35.28	-13.00	-22.28	V
2457.00	-35.16	10.50	10.86	-35.52	-13.00	-22.52	V
3276.04	-32.06	12.78	11.57	-30.85	-13.00	-17.85	V





LTE Band 30 / 5MHz / QPSK / RB Size 1 Offset 0/ The Worst Test Results for Lowest							
Frequency(MHz)	S G.Lev (dBm)	Ant(dBi)	Loss	PMea	Limit	Margin	Polarity
				(dBm)	(dBm)	(dBm)	
4615.25	-33.54	12.91	12.95	-33.58	-13.00	-20.58	H
6922.31	-35.01	13.18	17.02	-38.85	-13.00	-25.85	H
9230.03	-32.81	12.45	21.78	-42.14	-13.00	-29.14	H
4615.25	-35.67	12.91	12.95	-35.71	-13.00	-22.71	V
6922.31	-33.81	13.18	17.02	-37.65	-13.00	-24.65	V
9230.03	-33.08	12.45	21.78	-42.41	-13.00	-29.41	V

LTE Band 30 / 5MHz / QPSK / RB Size 1 Offset 0/ The Worst Test Results for Middle							
Frequency(MHz)	S G.Lev (dBm)	Ant(dBi)	Loss	PMea	Limit	Margin	Polarity
				(dBm)	(dBm)	(dBm)	
4619.80	-33.99	12.91	12.95	-34.03	-13.00	-21.03	H
6929.97	-34.49	13.18	17.02	-38.33	-13.00	-25.33	H
9239.90	-33.16	12.45	21.78	-42.49	-13.00	-29.49	H
4619.80	-35.77	12.91	12.95	-35.81	-13.00	-22.81	V
6929.97	-33.90	13.18	17.02	-37.74	-13.00	-24.74	V
9239.90	-32.85	12.45	21.78	-42.18	-13.00	-29.18	V

LTE Band 30 / 5MHz / QPSK / RB Size 1 Offset 0/ The Worst Test Results for Highest							
Frequency(MHz)	S G.Lev (dBm)	Ant(dBi)	Loss	PMea	Limit	Margin	Polarity
				(dBm)	(dBm)	(dBm)	
4624.99	-34.83	12.91	12.95	-34.87	-13.00	-21.87	H
6937.34	-34.58	13.18	17.02	-38.42	-13.00	-25.42	H
9249.88	-32.55	12.45	21.78	-41.88	-13.00	-28.88	H
4624.99	-34.61	12.91	12.95	-34.65	-13.00	-21.65	V
6937.34	-34.69	13.18	17.02	-38.53	-13.00	-25.53	V
9249.88	-32.14	12.45	21.78	-41.47	-13.00	-28.47	V

LTE Band 30 / 10MHz / QPSK / RB Size 1 Offset 0/ The Worst Test Results for Middle							
Frequency(MHz)	S G.Lev (dBm)	Ant(dBi)	Loss	PMea	Limit	Margin	Polarity
				(dBm)	(dBm)	(dBm)	
4619.77	-34.30	12.91	12.95	-34.34	-13.00	-21.34	H
6930.06	-34.28	13.18	17.02	-38.12	-13.00	-25.12	H
9240.18	-33.59	12.45	21.78	-42.92	-13.00	-29.92	H
4619.77	-35.31	12.91	12.95	-35.35	-13.00	-22.35	V
6930.06	-34.22	13.18	17.02	-38.06	-13.00	-25.06	V
9240.18	-32.46	12.45	21.78	-41.79	-13.00	-28.79	V



LTE Band 41 / 5MHz / QPSK / RB Size 1 Offset 0/ The Worst Test Results for Lowest							
Frequency(MHz)	S G.Lev (dBm)	Ant(dBi)	Loss	PMea	Limit	Margin	Polarity
				(dBm)	(dBm)	(dBm)	
4996.84	-33.67	12.66	15.86	-36.87	-25.00	-11.87	H
7495.47	-34.28	11.46	19.28	-42.10	-25.00	-17.10	H
9994.42	-33.29	12.79	23.19	-43.69	-25.00	-18.69	H
4997.31	-34.92	12.66	15.86	-38.12	-25.00	-13.12	V
7495.46	-34.39	11.46	19.28	-42.21	-25.00	-17.21	V
9994.43	-31.81	12.79	23.19	-42.21	-25.00	-17.21	V
LTE Band 41 / 5MHz / QPSK / RB Size 1 Offset 0/ The Worst Test Results for Middle							
Frequency(MHz)	S G.Lev (dBm)	Ant(dBi)	Loss	PMea	Limit	Margin	Polarity
				(dBm)	(dBm)	(dBm)	
5186.24	-34.83	12.72	15.86	-37.97	-25.00	-12.97	H
7779.21	-35.18	11.46	19.28	-43.00	-25.00	-18.00	H
10371.97	-32.73	12.09	23.19	-43.83	-25.00	-18.83	H
5186.24	-35.10	12.72	15.86	-38.24	-25.00	-13.24	V
7779.21	-34.29	11.46	19.28	-42.11	-25.00	-17.11	V
10371.97	-31.92	12.09	23.19	-43.02	-25.00	-18.02	V
LTE Band 41 / 5MHz / QPSK / RB Size 1 Offset 0/ The Worst Test Results for Highest							
Frequency(MHz)	S G.Lev (dBm)	Ant(dBi)	Loss	PMea	Limit	Margin	Polarity
				(dBm)	(dBm)	(dBm)	
5375.18	-34.10	12.76	15.86	-37.20	-25.00	-12.20	H
8062.21	-34.68	11.45	19.28	-42.51	-25.00	-17.51	H
10750.07	-32.40	12.28	23.19	-43.31	-25.00	-18.31	H
5375.18	-35.44	12.76	15.86	-38.54	-25.00	-13.54	V
8062.21	-34.74	11.45	19.28	-42.57	-25.00	-17.57	V
10750.07	-32.29	12.28	23.19	-43.20	-25.00	-18.20	V



LTE Band 41 / 10MHz / QPSK / RB Size 1 Offset 0/ The Worst Test Results for Lowest							
Frequency(MHz)	S G.Lev (dBm)	Ant(dBi)	Loss	PMea	Limit	Margin	Polarity
				(dBm)	(dBm)	(dBm)	
5002.49	-34.85	12.66	15.86	-38.05	-25.00	-13.05	H
7503.23	-34.14	11.46	19.28	-41.96	-25.00	-16.96	H
10004.08	-32.37	12.79	23.19	-42.77	-25.00	-17.77	H
5002.49	-34.92	12.66	15.86	-38.12	-25.00	-13.12	V
7503.23	-34.09	11.46	19.28	-41.91	-25.00	-16.91	V
10004.08	-32.56	12.79	23.19	-42.96	-25.00	-17.96	V
LTE Band 41 / 10MHz / QPSK / RB Size 1 Offset 0/ The Worst Test Results for Middle							
Frequency(MHz)	S G.Lev (dBm)	Ant(dBi)	Loss	PMea	Limit	Margin	Polarity
				(dBm)	(dBm)	(dBm)	
5187.00	-34.74	12.72	15.86	-37.88	-25.00	-12.88	H
7779.50	-34.25	11.46	19.28	-42.07	-25.00	-17.07	H
10370.88	-33.45	12.09	23.19	-44.55	-25.00	-19.55	H
5187.00	-35.90	12.72	15.86	-39.04	-25.00	-14.04	V
7779.50	-33.80	11.46	19.28	-41.62	-25.00	-16.62	V
10370.88	-32.09	12.09	23.19	-43.19	-25.00	-18.19	V
LTE Band 41 / 10MHz / QPSK / RB Size 1 Offset 0/ The Worst Test Results for Highest							
Frequency(MHz)	S G.Lev (dBm)	Ant(dBi)	Loss	PMea	Limit	Margin	Polarity
				(dBm)	(dBm)	(dBm)	
5370.58	-34.86	12.76	15.86	-37.96	-25.00	-12.96	H
8055.94	-34.53	11.45	19.28	-42.36	-25.00	-17.36	H
10740.03	-32.29	12.28	23.19	-43.20	-25.00	-18.20	H
5370.58	-35.11	12.76	15.86	-38.21	-25.00	-13.21	V
8055.94	-34.69	11.45	19.28	-42.52	-25.00	-17.52	V
10740.03	-32.30	12.28	23.19	-43.21	-25.00	-18.21	V



LTE Band 41 / 15MHz / QPSK / RB Size 1 Offset 0/ The Worst Test Results for Lowest							
Frequency(MHz)	S G.Lev (dBm)	Ant(dBi)	Loss	PMea	Limit	Margin	Polarity
				(dBm)	(dBm)	(dBm)	
5006.88	-34.44	12.66	15.86	-37.64	-25.00	-12.64	H
7510.49	-35.03	11.46	19.28	-42.85	-25.00	-17.85	H
10014.68	-33.51	12.79	23.19	-43.91	-25.00	-18.91	H
5006.88	-35.94	12.66	15.86	-39.14	-25.00	-14.14	V
7510.49	-34.97	11.46	19.28	-42.79	-25.00	-17.79	V
10014.68	-31.71	12.79	23.19	-42.11	-25.00	-17.11	V
LTE Band 41 / 15MHz / QPSK / RB Size 1 Offset 0/ The Worst Test Results for Middle							
Frequency(MHz)	S G.Lev (dBm)	Ant(dBi)	Loss	PMea	Limit	Margin	Polarity
				(dBm)	(dBm)	(dBm)	
5185.77	-34.18	12.72	15.86	-37.32	-25.00	-12.32	H
7778.67	-34.98	11.46	19.28	-42.80	-25.00	-17.80	H
10372.30	-33.30	12.09	23.19	-44.40	-25.00	-19.40	H
5185.77	-35.19	12.72	15.86	-38.33	-25.00	-13.33	V
7778.67	-34.76	11.46	19.28	-42.58	-25.00	-17.58	V
10372.30	-32.52	12.09	23.19	-43.62	-25.00	-18.62	V
LTE Band 41 / 15MHz / QPSK / RB Size 1 Offset 0/ The Worst Test Results for Highest							
Frequency(MHz)	S G.Lev (dBm)	Ant(dBi)	Loss	PMea	Limit	Margin	Polarity
				(dBm)	(dBm)	(dBm)	
5365.58	-34.29	12.76	15.86	-37.39	-25.00	-12.39	H
8047.20	-35.41	11.45	19.28	-43.24	-25.00	-18.24	H
10729.94	-33.18	12.28	23.19	-44.09	-25.00	-19.09	H
5365.58	-35.69	12.76	15.86	-38.79	-25.00	-13.79	V
8047.20	-34.12	11.45	19.28	-41.95	-25.00	-16.95	V
10729.94	-32.21	12.28	23.19	-43.12	-25.00	-18.12	V



LTE Band 41 / 20MHz / QPSK / RB Size 1 Offset 0/ The Worst Test Results for Lowest							
Frequency(MHz)	S G.Lev (dBm)	Ant(dBi)	Loss	PMea	Limit	Margin	Polarity
				(dBm)	(dBm)	(dBm)	
5012.06	-34.85	12.66	15.86	-38.05	-25.00	-13.05	H
7518.48	-35.41	11.46	19.28	-43.23	-25.00	-18.23	H
10024.08	-33.04	12.79	23.19	-43.44	-25.00	-18.44	H
5012.06	-34.87	12.66	15.86	-38.07	-25.00	-13.07	V
7518.48	-34.05	11.46	19.28	-41.87	-25.00	-16.87	V
10024.08	-31.75	12.79	23.19	-42.15	-25.00	-17.15	V
LTE Band 41 / 20MHz / QPSK / RB Size 1 Offset 0/ The Worst Test Results for Middle							
Frequency(MHz)	S G.Lev (dBm)	Ant(dBi)	Loss	PMea	Limit	Margin	Polarity
				(dBm)	(dBm)	(dBm)	
5185.85	-34.53	12.72	15.86	-37.67	-25.00	-12.67	H
7779.20	-34.08	11.46	19.28	-41.90	-25.00	-16.90	H
10372.13	-32.36	12.09	23.19	-43.46	-25.00	-18.46	H
5185.85	-34.76	12.72	15.86	-37.90	-25.00	-12.90	V
7779.20	-34.47	11.46	19.28	-42.29	-25.00	-17.29	V
10372.13	-32.95	12.09	23.19	-44.05	-25.00	-19.05	V
LTE Band 41 / 20MHz / QPSK / RB Size 1 Offset 0/ The Worst Test Results for Highest							
Frequency(MHz)	S G.Lev (dBm)	Ant(dBi)	Loss	PMea	Limit	Margin	Polarity
				(dBm)	(dBm)	(dBm)	
5359.94	-33.92	12.76	15.86	-37.02	-25.00	-12.02	H
8040.20	-34.23	11.45	19.28	-42.06	-25.00	-17.06	H
10720.24	-33.05	12.28	23.19	-43.96	-25.00	-18.96	H
5359.94	-35.17	12.76	15.86	-38.27	-25.00	-13.27	V
8040.20	-34.77	11.45	19.28	-42.60	-25.00	-17.60	V
10720.24	-31.84	12.28	23.19	-42.75	-25.00	-17.75	V

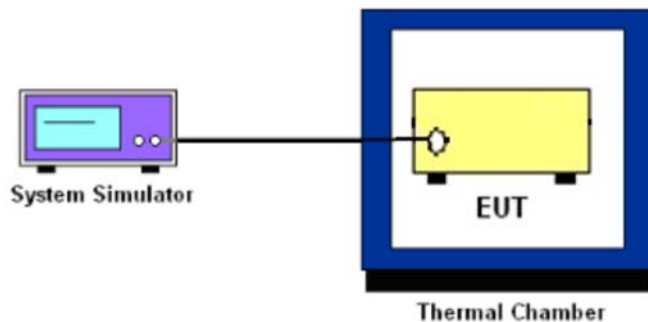
## 10. FREQUENCY STABILITY

### 10.1 DESCRIPTION OF FREQUENCY STABILITY MEASUREMENT

#### 10.1.1 MEASUREMENT METHOD

The frequency stability shall be measured by variation of ambient temperature and variation of primary supply voltage to ensure that the fundamental emission stays within the authorized frequency block. The frequency stability of the transmitter shall be maintained within  $\pm 0.00025\%$  ( $\pm 2.5\text{ppm}$ ) of the center frequency.

#### 10.1.2 TEST SETUP



#### 10.1.3 TEST PROCEDURES FOR TEMPERATURE VARIATION

1. The EUT was set up in the thermal chamber and connected with the system simulator.
2. With power OFF, the temperature was decreased to  $-30^{\circ}\text{C}$  and the EUT was stabilized before testing. Power was applied and the maximum change in frequency was recorded within one minute.
3. With power OFF, the temperature was raised in  $10^{\circ}\text{C}$  step up to  $50^{\circ}\text{C}$ . The EUT was stabilized at each step for at least half an hour. Power was applied and the maximum frequency change was recorded within one minute.

#### 10.1.4 TEST PROCEDURES FOR VOLTAGE VARIATION

1. The testing follows FCC KDB 971168 D01v01r03 Section 9.
2. The EUT was placed in a temperature chamber at  $25\pm 5^{\circ}\text{C}$  and connected with the system simulator.
3. The power supply voltage to the EUT was varied from 85% to 115% of the nominal value measured at the input to the EUT.
4. The variation in frequency was measured for the worst case.



10.1.5 TEST RESULTS

LTE Band 2 (QPSK) / 1880MHz / BW10M					
Temperature (°C)	Voltage	Freq. Dev.	Freq. Dev.	Limit	Result
	(Volt)	(Hz)	(ppm)		
50	Normal Voltage	35.64	0.019	2.5ppm	PASS
40		32.23	0.017		
30		25.41	0.014		
20		22.39	0.012		
10		18.40	0.010		
0		30.01	0.016		
-10		17.05	0.009		
-20		32.18	0.017		
-30		31.82	0.017		
25	Maximum Voltage	12.24	0.007		
25	BEP	12.23	0.007		

LTE Band 2 (QPSK) / 1880MHz / BW20M					
Temperature (°C)	Voltage	Freq. Dev.	Freq. Dev.	Limit	Result
	(Volt)	(Hz)	(ppm)		
50	Normal Voltage	21.69	0.012	2.5ppm	PASS
40		19.01	0.010		
30		11.68	0.006		
20		35.04	0.019		
10		19.39	0.010		
0		12.03	0.006		
-10		33.68	0.018		
-20		34.26	0.018		
-30		16.06	0.009		
25	Maximum Voltage	30.78	0.016		
25	BEP	30.27	0.016		





LTE Band 4 (QPSK) / 1733MHz / BW10M					
Temperature (°C)	Voltage	Freq. Dev.	Freq. Dev.	Limit	Result
	(Volt)	(Hz)	(ppm)		
50	Normal Voltage	26.98	0.016	2.5ppm	PASS
40		28.08	0.016		
30		31.00	0.018		
20		31.62	0.018		
10		13.04	0.008		
0		17.66	0.010		
-10		18.92	0.011		
-20		17.61	0.010		
-30		13.98	0.008		
25		Maximum Voltage	31.29		
25	BEP	24.06	0.014		

LTE Band 4 (QPSK) / 1733MHz / BW20M					
Temperature (°C)	Voltage	Freq. Dev.	Freq. Dev.	Limit	Result
	(Volt)	(Hz)	(ppm)		
50	Normal Voltage	12.21	0.007	2.5ppm	PASS
40		31.51	0.018		
30		25.25	0.015		
20		26.95	0.016		
10		16.91	0.010		
0		31.08	0.018		
-10		21.58	0.012		
-20		30.78	0.018		
-30		24.83	0.014		
25		Maximum Voltage	35.94		
25	BEP	21.25	0.012		



LTE Band 5 (QPSK) / 836.5MHz / BW5M					
Temperature (°C)	Voltage	Freq. Dev.	Freq. Dev.	Limit	Result
	(Volt)	(Hz)	(ppm)		
50	Normal Voltage	11.72	0.017	2.5ppm	PASS
40		21.46	0.030		
30		27.05	0.038		
20		23.15	0.033		
10		35.69	0.050		
0		29.06	0.041		
-10		21.48	0.003		
-20		24.68	0.035		
-30		12.75	0.018		
25		Maximum Voltage	12.56		
25	BEP	32.21	0.045		

LTE Band 5 (QPSK) / 836.5MHz / BW10M					
Temperature (°C)	Voltage	Freq. Dev.	Freq. Dev.	Limit	Result
	(Volt)	(Hz)	(ppm)		
50	Normal Voltage	21.42	0.030	2.5ppm	PASS
40		18.09	0.025		
30		19.28	0.027		
20		30.66	0.043		
10		15.56	0.022		
0		29.76	0.042		
-10		14.07	0.002		
-20		18.07	0.025		
-30		15.19	0.021		
25		Maximum Voltage	21.99		
25	BEP	22.54	0.032		



LTE Band 7 (QPSK) / 2535MHz / BW10M					
Temperature (°C)	Voltage	Freq. Dev.	Freq. Dev.	Limit	Result
	(Volt)	(Hz)	(ppm)		
50	Normal Voltage	36.13	0.014	2.5ppm	PASS
40		14.18	0.006		
30		12.91	0.005		
20		27.45	0.011		
10		19.22	0.008		
0		21.76	0.009		
-10		15.29	0.006		
-20		14.50	0.006		
-30		13.41	0.005		
25		Maximum Voltage	22.94		
25	BEP	14.27	0.006		

LTE Band 7 (QPSK) / 2535MHz / BW20M					
Temperature (°C)	Voltage	Freq. Dev.	Freq. Dev.	Limit	Result
	(Volt)	(Hz)	(ppm)		
50	Normal Voltage	18.39	0.007	2.5ppm	PASS
40		21.85	0.009		
30		31.20	0.012		
20		18.72	0.007		
10		13.42	0.005		
0		24.49	0.010		
-10		34.67	0.014		
-20		22.08	0.009		
-30		20.23	0.008		
25		Maximum Voltage	35.51		
25	BEP	14.54	0.006		



LTE Band 12 (QPSK) / 707.5MHz / BW5M					
Temperature (°C)	Voltage	Freq. Dev.	Freq. Dev.	Limit	Result
	(Volt)	(Hz)	(ppm)		
50	Normal Voltage	13.28	0.019	2.5ppm	PASS
40		36.22	0.051		
30		17.72	0.025		
20		23.44	0.033		
10		13.43	0.019		
0		22.10	0.031		
-10		15.73	0.002		
-20		15.70	0.022		
-30		22.64	0.032		
25		Maximum Voltage	16.29		
25	BEP	33.70	0.047		

LTE Band 12 (QPSK) / 707.5MHz / BW10M					
Temperature (°C)	Voltage	Freq. Dev.	Freq. Dev.	Limit	Result
	(Volt)	(Hz)	(ppm)		
50	Normal Voltage	14.74	0.021	2.5ppm	PASS
40		24.07	0.034		
30		25.64	0.036		
20		27.57	0.039		
10		19.57	0.028		
0		27.02	0.038		
-10		22.94	0.003		
-20		20.33	0.029		
-30		19.86	0.028		
25		Maximum Voltage	20.00		
25	BEP	22.13	0.031		



LTE Band 13 (QPSK) / 782MHz / BW5M					
Temperature (°C)	Voltage	Freq. Dev.	Freq. Dev.	Limit	Result
	(Volt)	(Hz)	(ppm)		
50	Normal Voltage	31.36	0.044	2.5ppm	PASS
40		36.08	0.051		
30		29.97	0.042		
20		24.03	0.034		
10		32.24	0.045		
0		19.25	0.027		
-10		17.60	0.002		
-20		27.39	0.039		
-30		22.91	0.032		
25		Maximum Voltage	14.82		
25	BEP	28.78	0.041		

LTE Band 13 (QPSK) / 782MHz / BW10M					
Temperature (°C)	Voltage	Freq. Dev.	Freq. Dev.	Limit	Result
	(Volt)	(Hz)	(ppm)		
50	Normal Voltage	18.46	0.026	2.5ppm	PASS
40		28.40	0.040		
30		29.00	0.041		
20		26.50	0.037		
10		17.97	0.025		
0		22.43	0.032		
-10		20.92	0.003		
-20		13.30	0.019		
-30		25.34	0.036		
25		Maximum Voltage	28.32		
25	BEP	13.55	0.019		



LTE Band 25 (QPSK) / 1880MHz / BW10M					
Temperature (°C)	Voltage	Freq. Dev.	Freq. Dev.	Limit	Result
	(Volt)	(Hz)	(ppm)		
50	Normal Voltage	18.36	0.010	2.5ppm	PASS
40		18.25	0.010		
30		20.52	0.011		
20		31.20	0.017		
10		12.01	0.006		
0		27.12	0.014		
-10		34.14	0.018		
-20		30.31	0.016		
-30		34.05	0.018		
25		Maximum Voltage	28.73		
25	BEP	20.29	0.011		

LTE Band 25 (QPSK) / 1880MHz / BW20M					
Temperature (°C)	Voltage	Freq. Dev.	Freq. Dev.	Limit	Result
	(Volt)	(Hz)	(ppm)		
50	Normal Voltage	34.89	0.019	2.5ppm	PASS
40		20.16	0.011		
30		17.91	0.010		
20		30.07	0.016		
10		17.27	0.009		
0		22.06	0.012		
-10		35.95	0.019		
-20		17.13	0.009		
-30		15.91	0.008		
25		Maximum Voltage	27.70		
25	BEP	30.60	0.016		



LTE Band 26(Part 22) (QPSK) / 836.5MHz / BW10M					
Temperature (°C)	Voltage	Freq. Dev.	Freq. Dev.	Limit	Result
	(Volt)	(Hz)	(ppm)		
50	Normal Voltage	33.41	0.019	2.5ppm	PASS
40		26.05	0.015		
30		24.23	0.014		
20		23.96	0.014		
10		34.46	0.020		
0		18.41	0.011		
-10		32.12	0.019		
-20		15.50	0.009		
-30		14.64	0.008		
25		Maximum Voltage	20.55		
25	BEP	17.09	0.010		

LTE Band 26(Part 22) (QPSK) / 836.5MHz / BW20M					
Temperature (°C)	Voltage	Freq. Dev.	Freq. Dev.	Limit	Result
	(Volt)	(Hz)	(ppm)		
50	Normal Voltage	27.76	0.016	2.5ppm	PASS
40		34.42	0.020		
30		29.74	0.017		
20		21.29	0.012		
10		30.27	0.017		
0		18.62	0.011		
-10		33.45	0.019		
-20		17.41	0.010		
-30		32.95	0.019		
25		Maximum Voltage	21.39		
25	BEP	18.87	0.011		





LTE Band 26(Part 90) (QPSK) / 819MHz / BW5M					
Temperature (°C)	Voltage	Freq. Dev.	Freq. Dev.	Limit	Result
	(Volt)	(Hz)	(ppm)		
50	Normal Voltage	22.86	0.013	2.5ppm	PASS
40		36.37	0.021		
30		31.99	0.018		
20		23.58	0.014		
10		12.56	0.007		
0		32.24	0.019		
-10		25.97	0.015		
-20		16.95	0.010		
-30		28.94	0.017		
25		Maximum Voltage	14.02		
25	BEP	13.76	0.008		

LTE Band 26 (QPSK) / 819MHz / BW10M					
Temperature (°C)	Voltage	Freq. Dev.	Freq. Dev.	Limit	Result
	(Volt)	(Hz)	(ppm)		
50	Normal Voltage	21.23	0.012	2.5ppm	PASS
40		18.02	0.010		
30		25.49	0.015		
20		18.92	0.011		
10		17.52	0.010		
0		28.77	0.017		
-10		23.46	0.014		
-20		22.66	0.013		
-30		21.03	0.012		
25		Maximum Voltage	33.43		
25	BEP	28.63	0.017		



LTE Band 30 (QPSK) / 2310MHz / BW5M					
Temperature (°C)	Voltage	Freq. Dev.	Freq. Dev.	Limit	Result
	(Volt)	(Hz)	(ppm)		
50	Normal Voltage	18.32	0.026	2.5ppm	PASS
40		20.69	0.029		
30		29.91	0.042		
20		23.27	0.033		
10		18.23	0.026		
0		21.93	0.031		
-10		36.38	0.005		
-20		26.51	0.037		
-30		36.28	0.051		
25		Maximum Voltage	30.09		
25	BEP	12.72	0.018		

LTE Band 30 (QPSK) / 2310MHz / BW10M					
Temperature (°C)	Voltage	Freq. Dev.	Freq. Dev.	Limit	Result
	(Volt)	(Hz)	(ppm)		
50	Normal Voltage	33.60	0.047	2.5ppm	PASS
40		35.53	0.050		
30		34.50	0.049		
20		23.05	0.032		
10		26.33	0.037		
0		26.59	0.037		
-10		15.59	0.002		
-20		12.78	0.018		
-30		33.13	0.047		
25		Maximum Voltage	24.95		
25	BEP	23.53	0.033		



LTE Band 41 (QPSK) / 2593MHz / BW10M					
Temperature (°C)	Voltage	Freq. Dev.	Freq. Dev.	Limit	Result
	(Volt)	(Hz)	(ppm)		
50	Normal Voltage	16.24	0.006	2.5ppm	PASS
40		12.88	0.005		
30		14.09	0.006		
20		35.89	0.014		
10		14.73	0.006		
0		18.78	0.007		
-10		17.39	0.007		
-20		26.66	0.011		
-30		22.58	0.009		
25		Maximum Voltage	27.69		
25	BEP	23.84	0.009		

LTE Band 41 (QPSK) / 2593MHz / BW20M					
Temperature (°C)	Voltage	Freq. Dev.	Freq. Dev.	Limit	Result
	(Volt)	(Hz)	(ppm)		
50	Normal Voltage	18.06	0.007	2.5ppm	PASS
40		33.33	0.013		
30		26.22	0.010		
20		13.17	0.005		
10		30.30	0.012		
0		22.54	0.009		
-10		23.31	0.009		
-20		36.45	0.014		
-30		23.90	0.009		
25		Maximum Voltage	24.42		
25	BEP	30.61	0.012		



## APPENDIX-PHOTOS OF TEST SETUP

Note: See test photos in setup photo document for the actual connections between Product and support equipment.

※※※※END OF THE REPORT※※※※

